

RETURN BIDS TO:
RETOURNER LES SOUMISSIONS À:

Bid Receiving - PWGSC / Réception des soumissions - TPSGC

**11 Laurier St. / 11, rue Laurier
Place du Portage, Phase III
Core 0B2 / Noyau 0B2
Gatineau, Québec K1A 0S5
Bid Fax: (819) 997-9776**

Request For a Standing Offer Demande d'offre à commandes

Regional Individual Standing Offer (RISO)

Offre à commandes individuelle régionale (OCIR)

Canada, as represented by the Minister of Public Works and Government Services Canada, hereby requests a Standing Offer on behalf of the Identified Users herein.

Le Canada, représenté par le ministre des Travaux Publics et Services Gouvernementaux Canada, autorise par la présente, une offre à commandes au nom des utilisateurs identifiés énumérés ci-après.

Comments - Commentaires

Vendor/Firm Name and Address
Raison sociale et adresse du
fournisseur/de l'entrepreneur

Issuing Office - Bureau de distribution
Vehicles & Industrial Products Division
11 Laurier St./11, rue Laurier
7A2, Place du Portage, Phase III
Gatineau, Québec K1A 0S5

Title - Sujet RFSOs - Arm. Pick-Up Trks	
Solicitation No. - N° de l'invitation W8476-165483/A	Date 2016-09-02
Client Reference No. - N° de référence du client W8476-165483	GETS Ref. No. - N° de réf. de SEAG PW-\$\$HP-912-71489
File No. - N° de dossier hp912.W8476-165483	CCC No./N° CCC - FMS No./N° VME
Solicitation Closes - L'invitation prend fin at - à 02:00 PM on - le 2016-10-17	Time Zone Fuseau horaire Eastern Daylight Saving Time EDT
Delivery Required - Livraison exigée See Herein	
Address Enquiries to: - Adresser toutes questions à: Pearson, Neil	Buyer Id - Id de l'acheteur hp912
Telephone No. - N° de téléphone (873)469-3312 ()	FAX No. - N° de FAX (819)953-2953
Destination - of Goods, Services, and Construction: Destination - des biens, services et construction: Specified Herein Précisé dans les présentes	
Security - Sécurité This request for a Standing Offer does not include provisions for security. Cette Demande d'offre à commandes ne comprend pas des dispositions en matière de sécurité.	

Instructions: See Herein

Instructions: Voir aux présentes

Vendor/Firm Name and Address	
Raison sociale et adresse du fournisseur/de l'entrepreneur	
Telephone No. - N° de téléphone	
Facsimile No. - N° de télécopieur	
Name and title of person authorized to sign on behalf of Vendor/Firm (type or print)	
Nom et titre de la personne autorisée à signer au nom du fournisseur/ de l'entrepreneur (taper ou écrire en caractères d'imprimerie)	
Signature	Date

TABLE OF CONTENTS

PART 1 - GENERAL INFORMATION

- 1.1 Introduction
- 1.2 Summary
- 1.3 Debriefings

PART 2 - OFFEROR INSTRUCTIONS

- 2.1 Standard Instructions, Clauses and Conditions
- 2.2 Submission of Offers
- 2.3 Enquiries - Request for Standing Offers
- 2.4 Applicable Laws

PART 3 - OFFER PREPARATION INSTRUCTIONS

- 3.1 Offer Preparation Instructions

PART 4 - EVALUATION PROCEDURES AND BASIS OF SELECTION

- 4.1 Evaluation Procedures
- 4.2 Basis of Selection

PART 5 – CERTIFICATIONS AND ADDITIONAL INFORMATION

- 5.1 Certifications required with the Offer
- 5.2 Certifications Precedent to the Issuance of a Standing Offer and Additional Information

PART 6 - STANDING OFFER AND RESULTING CONTRACT CLAUSES

A. STANDING OFFER

- 6.1 Offer
- 6.2 Security Requirement
- 6.3 Standard Clauses and Conditions
- 6.4 Term of Standing Offer
- 6.5 Authorities
- 6.6 Identified Users
- 6.7 Call-up Procedures
- 6.8 Call-up Instrument
- 6.9 Limitation of Call-ups
- 6.10 Priority of Documents
- 6.11 Certifications
- 6.12 Applicable Laws
- 6.13 Use of Electronic Procurement Solutions - Notification

B. RESULTING CONTRACT CLAUSES

- 6.1 Requirement
- 6.2 Standard Clauses and Conditions
- 6.3 Term of Contract
- 6.4 Payment
- 6.5 Invoicing Instructions
- 6.6 Insurance
- 6.7 Federal Contractors Program for Employment Equity - Default by the Contractor
- 6.8 SACC Manual Clauses
- 6.9 Preparation for Delivery
- 6.10 Inspection and Acceptance
- 6.11 Shipping Instructions
- 6.12 Pre-Production Meeting

List of Annexes:

- Annex A – Purchase Description Armoured Pick Ups
- Annex B - Pricing
- Annex C – Technical Information Questionnaire
- Annex D – Electronic Payment
- Annex E - Federal Contractors Program for Employment Equity – Certification

PART 1 - GENERAL INFORMATION

1.1 Introduction

The Request for Standing Offers (RFSO) is divided into six parts plus attachments and annexes, as follows:

- | | |
|--------|---|
| Part 1 | General Information: provides a general description of the requirement; |
| Part 2 | Offeror Instructions: provides the instructions applicable to the clauses and conditions of the RFSO; |
| Part 3 | Offer Preparation Instructions: provides Offerors with instructions on how to prepare their offer to address the evaluation criteria specified; |
| Part 4 | Evaluation Procedures and Basis of Selection: indicates how the evaluation will be conducted, the evaluation criteria which must be addressed in the offer, and the basis of selection; |
| Part 5 | Certifications and Additional Information: includes the certifications and additional information to be provided; and |
| Part 6 | 6A, Standing Offer, and 6B, Resulting Contract Clauses: |
- 6A, includes the Standing Offer containing the offer from the Offeror and the applicable clauses and conditions;
- 6B, includes the clauses and conditions which will apply to any contract resulting from a call-up made pursuant to the Standing Offer.

The Annexes include the purchase description, Pricing, Technical Information Questionnaire, the Electronic Payment Instruments, and the Federal Contractors Program for Employment Equity - Certification

1.2 Summary

1.2.1 This process aims to establish a Regional Individual Standing Offer (RISO) for the Department of National Defence for the supply of armoured Pick ups for delivery abroad on an “as and when requested” basis, in accordance with the purchase description, attached to this RFSO as Annex A – Purchase description Armoured Pick Ups.

Any resulting Standing Offer must be for a three (3) year period with two (2) one (1) year options, commencing from the date of issuance of the Standing Offer.

Only one Standing Offer will be issued

1.2.2 The requirement is subject to the provisions of the World Trade Organization Agreement on Government Procurement (WTO-AGP), the North American Free Trade Agreement (NAFTA), and the Agreement on Internal Trade (AIT).

1.3 Debriefings

Offerors may request a debriefing on the results of the request for standing offers process. Offerors should make the request to the Standing Offer Authority within 15 working days of receipt of the results of the request for standing offers process. The debriefing may be in writing, by telephone or in person.

PART 2 - OFFEROR INSTRUCTIONS

2.1 Standard Instructions, Clauses and Conditions

All instructions, clauses and conditions identified in the Request for Standing Offers (RFSO) by number, date and title are set out in the *Standard Acquisition Clauses and Conditions Manual* (<https://buyandsell.gc.ca/policy-and-guidelines/standard-acquisition-clauses-and-conditions-manual>) issued by Public Works and Government Services Canada.

Offerors who submit an offer agree to be bound by the instructions, clauses and conditions of the RFSO and accept the clauses and conditions of the Standing Offer and resulting contract(s).

The 2006 (2016-04-04) Standard Instructions - Request for Standing Offers - Goods or Services - Competitive Requirements, are incorporated by reference into and form part of the RFSO.

Subsection 5.4 of 2006, Standard Instructions - Request for Standing Offers - Goods or Services - Competitive Requirements, is amended as follows:

Delete: 60 days

Insert: 90 days

2.2 Submission of Offers

Offers must be submitted only to Public Works and Government Services Canada (PWGSC) Bid Receiving Unit by the date, time and place indicated on page 1 of the Request for Standing Offers.

Due to the nature of the Request for Standing Offers, transmission of offers by facsimile to PWGSC will not be accepted.

2.3 Enquiries - Request for Standing Offers

All enquiries must be submitted in writing to the Standing Offer Authority no later than seven (7) calendar days before the Request for Standing Offers (RFSO) closing date. Enquiries received after that time may not be answered.

Offerors should reference as accurately as possible the numbered item of the RFSO to which the enquiry relates. Care should be taken by Offerors to explain each question in sufficient detail in order to enable Canada to provide an accurate answer. Technical enquiries that are of a proprietary nature must be clearly marked "proprietary" at each relevant item. Items identified as "proprietary" will be treated as such except where Canada determines that the enquiry is not of a proprietary nature. Canada may edit the question(s) or may request that Offerors do so, so that the proprietary nature of the question(s) is eliminated, and the enquiry can be answered to all

Offerors. Enquiries not submitted in a form that can be distributed to all Offerors may not be answered by Canada.

2.4 Applicable Laws

The Standing Offer and any contract resulting from the Standing Offer must be interpreted and governed, and the relations between the parties determined, by the laws in force in Ontario.

Offerors may, at their discretion, substitute the applicable laws of a Canadian province or territory of their choice without affecting the validity of their offer, by deleting the name of the Canadian province or territory specified and inserting the name of the Canadian province or territory of their choice. If no change is made, it acknowledges that the applicable laws specified are acceptable to the Offerors.

PART 3 - OFFER PREPARATION INSTRUCTIONS

3.1 Offer Preparation Instructions

Canada requests that Offerors provide their offer in separately bound sections as follows:

Section I: Technical Offer (2 hard copies)

Section II: Financial Offer (1 hard copy)

Section III: Certifications (2 hard copies)

Section IV: Additional Information (1 hard copy)

Prices must appear in the financial offer only. No prices must be indicated in any other section of the offer.

Canada requests that Offerors follow the format instructions described below in the preparation of their offer.

- (a) use 8.5 x 11 inch (216 mm x 279 mm) paper;
- (b) use a numbering system that corresponds to that of the Request for Standing Offers.

In April 2006, Canada issued a policy directing federal departments and agencies to take the necessary steps to incorporate environmental considerations into the procurement process Policy on Green Procurement (<http://www.tpsgc-pwgsc.gc.ca/ecologisation-greening/achats-procurement/politique-policy-eng.html>). To assist Canada in reaching its objectives, Offerors should:

- 1) use 8.5 x 11 inch (216 mm x 279 mm) paper containing fibre certified as originating from a sustainably-managed forest and containing minimum 30% recycled content; and
- 2) use an environmentally-preferable format including black and white printing instead of colour printing, printing double sided/duplex, using staples or clips instead of cerlox, duotangs or binders.

Section I: Technical Offer

In their technical offer, Offerors should explain and demonstrate how they propose to meet the requirements and how they will carry out the Work.

Bidders should complete and submit with their bid the following;

- 1) Annex C – Technical Information Questionnaire;

3.1.1 Substitute and Alternatives

Bidders may propose substitutes and alternatives where **"equivalent"** is indicated in the technical requirement description (Purchase Description/Statement of Requirement/Statement of Work). Offerors are encouraged to offer or suggest green solutions whenever possible.

3.1.1.1 Substitutes and alternatives that are equivalent in form, fit, function and performance will be considered for acceptance by the Technical Authority where the Bidder:

- (a) Clearly identifies a substitute and/or an alternative;
- (b) Designates the brand name, model and/or part number of the substitute and/or of the product, where applicable;
- (c) States that the substitute product is fully interchangeable with the item specified in the technical requirement description;
- (d) Provides complete specifications and brochures, where applicable;
- (e) Provides compliance statements that include technical details showing the substitute and/or the alternative meet all technical requirements specified in the technical requirement description; and
- (f) Clearly identifies those areas in the technical requirement description and in the brochures that support the substitute and/or the alternative compliance with the technical requirements.

3.1.1.2 Substitutes and alternatives offered as equivalent in form, fit, function and performance will not be considered for acceptance by the Technical Authority if:

- (a) The bid fails to provide all of the information requested to allow the Technical Authority to fully evaluate the evaluate the equivalency; or
- (b) The substitute and/or the alternative fail to meet or fail to exceed the technical requirements specified in the technical requirement description.

Section II: Financial Offer

Offerors must submit their bid in accordance with the Basis of Payment specified in Part 6 and Annex B - Pricing.


3.1.2 Electronic Payment of Invoices - Offer

If you are willing to accept payment of invoices by Electronic Payment Instruments, complete Annex “D” Electronic Payment Instruments, to identify which ones are accepted.

If Annex “D” Electronic Payment Instruments is not completed, it will be considered as if Electronic Payment Instruments are not being accepted for payment of invoices.


Acceptance of Electronic Payment Instruments will not be considered as an evaluation criterion.

3.1.3 Exchange Rate Fluctuation Risk Mitigation

3.1.3.1 The Bidder may request Canada to assume the risks and benefits of exchange rate fluctuations. If the Bidder claims for an exchange rate adjustment, this request must be clearly indicated in the bid at time of bidding. The Bidder must submit form PWGSC-TPSGC 450 , Claim for Exchange Rate Adjustments with its bid, indicating the Foreign Currency Component (FCC) in Canadian dollars for each line item for which an exchange rate adjustment is required.

3.1.3.2 The FCC is defined as the portion of the price or rate that will be directly affected by exchange rate fluctuations. The FCC should include all related taxes, duties and other costs paid by the Bidder and which are to be included in the adjustment amount.

3.1.3.3 The total price paid by Canada on each invoice will be adjusted at the time of payment, based on the FCC and the exchange rate fluctuation provision in the contract. The exchange rate adjustment will only be applied where the exchange rate fluctuation is greater than 2% (increase or decrease).

3.1.3.4 At time of bidding, the Bidder must complete columns (1) to (4) on form PWGSC-TPSGC 450 , for each line item where they want to invoke the exchange rate fluctuation provision. Where bids are evaluated in Canadian dollars, the dollar values provided in column (3) should also be in Canadian dollars, so that the adjustment amount is in the same currency as the payment.

3.1.3.5 Alternate rates or calculations proposed by the Bidder will not be accepted for the purposes of this exchange rate fluctuation provision.

Section III: Certifications

Offerors must submit the certifications required under Part 5.

Section IV: Additional Information

3.1.4 Delivery

Solicitation No. - N° de l'invitation
W8476-165483/A

Amd. No. - N° de la modif.

Buyer ID - Id de l'acheteur
hp912

Client Ref. No. - N° de réf. du client
W8476-165483

File No. - N° du dossier
hp912. W8476-165483

CCC No./N° CCC - FMS No./N° VME

The Offerors best delivery time is: _____(insert date)

PART 4 - EVALUATION PROCEDURES AND BASIS OF SELECTION

4.1 Evaluation Procedures

- (a) Offers will be assessed in accordance with the entire requirement of the Request for Standing Offers including the technical and financial evaluation criteria.
- (b) An evaluation team composed of representatives of Canada will evaluate the offers.

4.1.1. Two Step Bid Evaluation Process

1. EVALUATION PROCEDURES

a. Introduction

Canada is conducting a two-step bid evaluation process for this requirement. Step 1 consists of an evaluation of all bids and, if necessary, the release of a Preliminary Evaluation Report to all Offerors. Step 2 consists of an evaluation of the Offerors responses to the Preliminary Evaluation Report (or "Report"). Only those bids deemed to be responsive at the completion of Step 2 will be fully evaluated to select the successful proposal.

b. Step 1,

i. Following receipt of Bids, carry out an initial review of all parts of the bids and generate a Preliminary Evaluation Report, in accordance with the following:

1. Canada will identify any instances where an Offeror has failed to submit a required certification or proof of compliance or where a submitted document lacks the requisite signature(s).

2. Canada's initial review of price(s) will be limited to identifying whether required financial data is missing from the bid or whether or not GST/HST amounts are not separately.

3. The Report shall list only the instances where the bid is non-responsive to the requirements of the bid solicitation and the applicable solicitation references.

ii. After this initial review, if any bid is determined to be non-responsive in accordance with the review parameters noted above, the Contracting Authority will;

1. provide each Offeror with a Report.
 2. Offerors whose bids are considered to be non-responsive will be invited by the Contracting Authority to submit additional or different information to demonstrate to Canada, in accordance with the solicitation, that the bid is compliant with the solicitation requirements. Except as expressly permitted above, information submitted for any other line item or category will not be considered nor will submitted information be used to evaluate any other section of an Offeror's bid or the solicitation requirement.
 - iii. For Offerors whose bids are considered to be responsive, the Report will only identify that they are responsive for the mandatory requirements evaluated.
 - iv. If all bids are determined to be responsive, no Preliminary Evaluation Reports will be issued and the Contracting Authority will complete the full bid evaluation, including the Financial Bid evaluation, using the original bid documents submitted.
- c. Step 2
- i. All Offerors are requested to provide written confirmation of receipt of the Report to the Contracting Authority. Bidders who do not confirm receipt will be deemed to have received the Report as of the date issued by Canada.
 - ii. Only non-responsive Offerors shall submit further information in response to the Report in accordance with the following;
 1. The Offeror's response to the Report must follow the Bid Preparation Instructions (such as, for example, separating financial information from other information as required). Canada requests that Offerors clearly indicate, for each response, which non-responsive requirement identified in the Report is being responded to.
 2. Responses to the Report must be submitted to the Contracting Authority on or before the date and time specified in the Report. Failure to do so will result in the bid being deemed non-responsive and the bid will receive no further consideration.
 3. Information submitted by non-responsive Bidders in response to the Report and accepted by Canada will be deemed to replace, in full, only the non-responsive information or response in the Offeror's original bid as

identified in the Report and will be used for the remainder of the bid evaluation process.

4. Where the price for a required line item has been left blank, only the missing information may be added to the Financial Bid for Step 2, except that, in those instances where the addition of such information will necessarily result in a change to other pricing or cost information previously submitted as a result of calculations required by the solicitation (for example, the calculation to determine a total price), such necessary adjustments shall be identified by the Offeror and only these adjustments shall be made. Any other changes to the Bid shall be considered to be new information and will be disregarded.

5. Any adjustments to a non-responsive bid are at the Offeror's sole discretion and will be made solely by the Offeror. Canada will not provide information about any other bid or any information as to how an Offeror should complete its response, if any, to the Report. Offerors are and will remain solely responsible for the accuracy and completeness of their bids and Canada does not undertake, by reason of this review, any obligations or responsibility for identifying errors or omissions in bids submitted nor does Canada undertake to identify any or all such errors or omissions. Offerors are and will remain solely responsible for ensuring consistency of the information submitted in their bids at all times. Without limiting the foregoing, Offerors are and will remain solely responsible for ensuring that any information provided in response to the Report is consistent with any other information originally submitted in their bid in response to other requirements. Failure to do so may prejudice the evaluation of previously submitted information and/or render the bid non-responsive.

6. For those instances where an Offeror chooses not to submit additional or different information for a requirement identified as non-responsive in the Report, the Offeror must submit a response indicating "No Change" for such requirement and the original response for that item will continue to apply. If an Offeror does not respond to a requirement identified as non-responsive, the Offeror will be deemed to have provided a "No Change" response and the original response for that item will continue to apply.

d. Once a Preliminary Evaluation Report has been issued and non-responsive Offerors have submitted further information in response to the Report:

- i. Canada will conduct a final review of the non-responsive requirements listed in the Report provided to each Offeror, taking into account the additional or different information submitted, to determine if these requirements have been met as required in the solicitation. Should one or more of the requirements initially evaluated as non-responsive continue to be evaluated as non-responsive after review of the additional or different information, the bid will be deemed non-responsive and will not be given any further consideration. The bid will also be evaluated as non-responsive if the additional or different information submitted renders non-responsive any other mandatory requirements.
 - ii. Bids that have demonstrated responsiveness at the conclusion of the final review of all mandatory requirements will continue to be evaluated at Step 2.
- e. Canada will conduct a full review and evaluation of the Financial Bids for those offerors, whose bids have demonstrated responsiveness at the conclusion of the final review of all mandatory requirements.

4.1.2 Technical Evaluation

4.1.2.1 Mandatory Proof of Compliance

Bidders must submit, with their bid, all proof of compliance required in the Annex “A” – Purchase Description and the Annex “C” – Technical Information Questionnaire

4.1.2.2 Substitutes and/or Alternatives

Bidders proposing substitutes and/or alternatives must submit, with their bid all the information requested as detailed in Part 3, section 2 - Substitutes and Alternatives to be considered for evaluation.

4.1.3 Mandatory Financial Evaluation Criteria

4.1.3.1 Bidders must provide, with their bid, the financial information requested in the bid solicitation and at Annex B - Pricing for items 001, 002, 003, and 004.

4.1.3.2 Aggregate Evaluated Price

Bids will be evaluated on an aggregate price basis as follows;

Calculate Yearly Average Unit Price;

A. by adding up the unit prices offered for each of the four vehicles identified in each item for the five (5) years and dividing by 5. This

will be repeated for Item 002;

Calculate Total Average Unit Price;

B. by adding the yearly average unit price of each vehicle in 4.1.3.2 A. above and dividing by four (4) for an average unit price for each group items 001 and 002;

Calculate aggregate Price;

C. By taking the total average unit price for each item at 4.1.3.2B above and multiplying it by their estimated quantity identified in Annex "B" Pricing;

D. The total at 4.1.3.2C above will be the total aggregate price for each Item 001 and 002.

4.1.3.3 To determine the price for item 003, an aggregate price will be established as follows;

A. by adding up the lot price offered for each of the five (5) years and dividing by 5;

B. by taking total at 4.1.3.3 A above and multiplying it by the estimated quantity identified in Annex "B" Pricing;

C. The total at 4.1.3.3 B above will be the total aggregate price for Item 003.

4.1.3.4 To determine the price for item 004, an aggregate price will be established as follows

Calculate Yearly Average Unit Price;

A. by adding up the unit prices offered for each of the vehicle options identified in each item for the five (5) years and dividing by 5.

Calculate Total Average Unit Price;

B. by adding the yearly average unit price of each vehicle option in 4.1.3.4 A above and dividing by twenty six (26) for an average unit price for all vehicle options;

Calculate aggregate Price;

C. By taking the total average unit price at 4.1.3.4 B above and multiplying it by the estimated quantity identified in Annex "B" Pricing;

D. The total at 4.1.3.4 C above will be the total aggregate price for Item 004.

4.1.3.5 The total aggregate price calculation will be as follows:

A. The result of 4.1.3.2 D for each Item will be added together.

B. The result of 4.1.3.5 A above will be added to 4.1.3.3 C above and will be added to 4.1.3.4 D above for the total aggregate price.

4.1.3.6 Items 005 and 006 will not be included in the financial evaluation.

4.2 Basis of Selection

4.2.1 An offer must comply with the requirements of the Request for Standing Offers and meet all mandatory technical and financial evaluation criteria to be declared responsive. The responsive offer with the lowest evaluated price will be recommended for issuance of a standing offer.

4.2.2 Only one Standing Offer will be issued.

PART 5 – CERTIFICATIONS AND ADDITIONAL INFORMATION

Offerors must provide the required certifications and additional information to be issued a standing offer.

The certifications provided by Offerors to Canada are subject to verification by Canada at all times. Unless specified otherwise, Canada will declare an offer non-responsive, will have the right to set-aside a standing offer, or will declare a contractor in default if any certification made by the Offeror is found to be untrue whether made knowingly or unknowingly during the offer evaluation period, during the Standing Offer period, or during the contract period.

The Standing Offer Authority will have the right to ask for additional information to verify the Offeror's certifications. Failure to comply and to cooperate with any request or requirement imposed by the Standing Offer Authority will render the offer non-responsive, result in the setting aside of the Standing Offer or constitute a default under the Contract.

5.1 Certifications Required with the Offer

Offerors must submit the following duly completed certifications as part of their offer.

5.1.1 Integrity Provisions - Declaration of Convicted Offences

In accordance with the Ineligibility and Suspension Policy (<http://www.tpsgc-pwgsc.gc.ca/ci-if/politique-policy-eng.html>), the Offeror must provide with its offer the required documentation, as applicable), to be given further consideration in the procurement process.

5.2 Certifications Precedent to the Issuance of a Standing Offer and Additional Information

The certifications and additional information listed below should be submitted with the offer, but may be submitted afterwards. If any of these required certifications or additional information is not completed and submitted as requested, the Standing Offer Authority will inform the Offeror of a time frame within which to provide the information. Failure to provide the certifications or the additional information listed below within the time frame provided will render the offer non-responsive.

5.2.1 Integrity Provisions – Required Documentation

In accordance with the Ineligibility and Suspension Policy (<http://www.tpsgc-pwgsc.gc.ca/ci-if/politique-policy-eng.html>), the Offeror must provide the required documentation, as applicable, to be given further consideration in the procurement process.

5.2.2 Federal Contractors Program for Employment Equity - Standing Offer Certification

By submitting an offer, the Offeror certifies that the Offeror, and any of the Offeror's members if the Offeror is a Joint Venture, is not named on the Federal Contractors Program (FCP) for employment equity "FCP Limited Eligibility to Bid" list) available at the bottom of the page of the Employment and Social Development Canada-Labour's website (http://www.esdc.gc.ca/en/jobs/workplace/human_rights/employment_equity/federal_contractor_program.page?&_ga=1.229006812.1158694905.1413548969).

Canada will have the right to declare an offer non-responsive, or to set-aside a Standing Offer, if the Offeror, or any member of the Offeror if the Offeror is a Joint Venture, appears on the "FCP Limited Eligibility to Bid" list at the time of issuing of a Standing Offer or during the period of the Standing Offer.

Canada will also have the right to terminate the Call-up for default if a Contractor, or any member of the Contractor if the Contractor is a Joint Venture, appears on the "FCP Limited Eligibility to Bid" list during the period of the Contract.

The Offeror must provide the Standing Offer Authority with a completed Annex "E" Federal Contractors Program for Employment Equity - Certification, before the issuance of a Standing Offer. If the Offeror is a Joint Venture, the Offeror must provide the Standing Offer Authority with a completed annex Federal Contractors Program for Employment Equity - Certification, for each member of the Joint Venture.

5.2.3 Additional Certifications Precedent to Issuance of a Standing Offer

5.2.3.1 Product Conformance

The Bidder certifies that all vehicles/equipment proposed conform, and will continue to conform throughout the duration of the contract, to all technical specifications of the purchase description(s).

This certification does not relieve the bid from meeting all mandatory technical evaluation criteria detailed in Part 4.

Bidder's authorized representative signature

Date

5.2.3.2 General Environmental Criteria Certification

The Bidder must select and complete one of the following two certification statements.

- A) The Bidder certifies that the Bidder is registered or meets ISO 14001.

Bidders' Authorized Representative Signature

Date

Or

- B) The Bidder certifies that the Bidder meets and will continue to meet throughout the duration of the contract, a minimum of four (4) out of six (6) criteria identified in the table below.

The Bidder must indicate which four (4) criteria, as a minimum, are met.

Green Practices within the Bidders' organization	Insert a checkmark for each criterion that is met
Promotes a paperless environment through directives, procedures and/or programs	
All documents are printed double sided and in black and white for day to day business activity unless otherwise specified by your client	
Paper used for day to day business activity has a minimum of 30% recycled content and has a sustainable forestry management certification	
Utilizes environmentally preferable inks and purchase remanufactured ink cartridges or ink cartridges that can be returned to the manufacturer for reuse and recycling for day to day business activity.	
Recycling bins for paper, newsprint, plastic and aluminum containers available and emptied regularly in accordance with local recycling program.	

Solicitation No. - N° de l'invitation
W8476-165483/A

Amd. No. - N° de la modif.

Buyer ID - Id de l'acheteur
hp912

Client Ref. No. - N° de réf. du client
W8476-165483

File No. - N° du dossier
hp912. W8476-165483

CCC No./N° CCC - FMS No./N° VME

A minimum of 50% of office equipment has an energy efficient certification.	
---	--

Bidders' Authorized Representative Signature

Date

PART 6 - STANDING OFFER AND RESULTING CONTRACT CLAUSES

A. STANDING OFFER

6.1 Offer

The Offeror offers to perform the Work in accordance with the purchase description for armoured pick ups at Annex "A".

6.2 Security Requirements

There is no security requirement applicable to the Standing Offer.

6.3 Standard Clauses and Conditions

All clauses and conditions identified in the Standing Offer and resulting contract(s) by number, date and title are set out in the *Standard Acquisition Clauses and Conditions Manual* (<https://buyandsell.gc.ca/policy-and-guidelines/standard-acquisition-clauses-and-conditions-manual>) issued by Public Works and Government Services Canada.

6.3.1 General Conditions

2005 (2016-04-04) General Conditions - Standing Offers - Goods or Services, apply to and form part of the Standing Offer.

6.3.2 Standing Offers Reporting

The Offeror must submit a report on a monthly basis, indicating the Standing Offer Number, the period for which the data has been accumulated, the quantity, total spent to date, completion date and shipment date, by clients. The report must be submitted via E-mail to Standing Offer Authority, Procurement Authority, and Project Authority identified under Authorities.

6.4 Term of Standing Offer

6.4.1 Period of the Standing Offer

The period for making call-ups against the Standing Offer is from 01 November 2016 to 31 October 2019.

6.4.2 Extension of Standing Offer

If the Standing Offer is authorized for use beyond the initial period, the Offeror offers to extend its offer for an additional two (2) one (1) year periods, from 01 November 2019 to 31 October

2021 under the same conditions and at the rates or prices specified in the Standing Offer, or at the rates or prices calculated in accordance with the formula specified in the Standing Offer.

The Offeror will be advised of the decision to authorize the use of the Standing Offer for an extended period by the Standing Offer Authority 90 days before the expiry date of the Standing Offer. A revision to the Standing Offer will be issued by the Standing Offer Authority.

6.4.3 Delivery Points

Delivery of the requirement will be made to delivery point(s) specified in the individual call ups.

6.5 Authorities

6.5.1 Standing Offer Authority

The Standing Offer Authority is:

Name: Neil Pearson
Title: Supply Specialist
Public Service and Procurement Canada
Acquisitions Branch
Directorate: LEFTD Directorate, HP Division,
7A2, Place du Portage, Phase 3, 11 Laurier Street, Gatineau Quebec,
K1A 0S5
Telephone: 873-469-3312
Facsimile: 819 953-2953
E-mail: neil.pearson@pwgsc-tpsgc.gc.ca

The Standing Offer Authority is responsible for the establishment of the Standing Offer, its administration and its revision, if applicable. Upon the making of a call-up, as Contracting Authority, he is responsible for any contractual issues relating to individual call-ups made against the Standing Offer by any Identified User.

6.5.2 Project Authority

The Project Authority for the Standing Offer is:

Name: _____
Title: _____
Organization: _____
Address: _____

Telephone: ____ - ____ - ____
Facsimile: ____ - ____ - ____

E-mail address: _____

The Project Authority is the representative of the department or agency for whom the Work will be carried out pursuant to a call-up under the Standing Offer and is responsible for all the technical content of the Work under the resulting Contract.

6.5.3 Offeror's Representative

Name: _____ (to be completed by Offeror)

Title: _____

Telephone: ____ - ____ - _____

E-mail address: _____

6.6 Identified Users

The Identified Users authorized to make call-ups against the Standing Offer is the Department of National Defence, Director Land Procurement (DLP) 5.

6.7 Call-up Procedures

The Work will be authorized or confirmed by the Identified User(s) using form PWGSC-TPSGC 942, "Call-up Against a Standing Offer"

6.8 Call-up Instrument

The Work will be authorized or confirmed by the Identified User(s) using form PWGSC-TPSGC 942, Call-up Against a Standing Offer.

6.9 Limitation of Call-ups

For Identified Users, Individual call-ups against the Standing Offer must not exceed \$400,000.00 (Applicable Taxes included).

Requirement exceeding \$400,000.00 (Applicable Taxes included) must be submitted to PSPC Standing Offer Authority in the form of a funded requisition for processing.

6.10 Priority of Documents

If there is a discrepancy between the wording of any documents that appear on the list, the wording of the document that first appears on the list has priority over the wording of any document that subsequently appears on the list.

- a) the call up against the Standing Offer, including any annexes;
- b) the articles of the Standing Offer;

-
- c) the general conditions 2005 (2016-04-04), General Conditions - Standing Offers - Goods or Services
 - d) the general conditions 2010A (2016-04-04) General Conditions - Goods (Medium Complexity)
 - e) Annex A, Purchase description Armoured Pick ups;
 - f) Annex B, Price;
 - g) Annex D, Electronic payment;
 - h) Annex E, Federal Contractors Program;
 - i) the Offeror's offer dated _____ (*insert date of offer*), (*if the offer was clarified or amended, insert at the time of issuance of the offer: "as clarified on _____" or "as amended on _____" and insert date(s) of clarification(s) or amendment(s) if applicable*).

6.11 Certifications and Additional Information

6.11.1 Compliance

Unless specified otherwise, the continuous compliance with the certifications provided by the Offeror with its offer or precedent to issuance of the Standing Offer (SO), and the ongoing cooperation in providing additional information are conditions of issuance of the SO and failure to comply will constitute the Offeror in default. Certifications are subject to verification by Canada during the entire period of the SO and of any resulting contract that would continue beyond the period of the SO.

6.11.2 Federal Contractors Program for Employment Equity - Setting aside

The Offeror understands and agrees that, when an Agreement to Implement Employment Equity (AIEE) exists between the Offeror and Employment and Social Development Canada (ESDC)-Labour, the AIEE must remain valid during the entire period of the Standing Offer. If the AIEE becomes invalid, the name of the Offeror will be added to the "FCP Limited Eligibility to Bid" list. The imposition of such a sanction by ESDC may result in the setting aside of the Standing Offer.

6.12 Applicable Laws

The Standing Offer and any contract resulting from the Standing Offer must be interpreted and governed, and the relations between the parties determined, by the laws in force in Ontario.

6.13 Use of Electronic Procurement Solutions - Notification

Canada may, at any time during the Standing Offer period, choose to make use of an electronic procurement solution or other electronic tools to manage the Standing Offer and associated ordering processes.

Canada reserves the right to render participation in the use of the new solution and any associated interfaces, mandatory or optional, at its sole discretion.

Any costs associated with the implementation and maintenance of the Offeror participation in the electronic procurement solution will be borne by the Offeror.

Canada agrees to provide the Offeror with no less than a three month notice to allow for the migration to any electronic procurement solution. Any notice will, at a minimum, include the following:

- The Commercial name of the electronic procurement solution;
- Requirements pertaining to the Offeror enablement or membership to the Offeror networks;
- Technical requirements for catalogue formats and system interfaces (if applicable);
- Payment processing requirements (if applicable);
- Implementation plan; and
- Order processing requirements and workflows.

For all purchases for which the participation in any such electronic procurement solution is mandatory, if the Offeror chooses not to participate, the Standing Offer will be set aside by Canada.

B. RESULTING CONTRACT CLAUSES

The following clauses and conditions apply to and form part of any contract resulting from a call-up against the Standing Offer.

6.1 Requirement

The Contractor must perform the Work described in the call-up against the Standing Offer.

6.2 Standard Clauses and Conditions

6.2.1 General Conditions

2010A (2016-04-04), General Conditions - Goods (Medium Complexity) apply to and form part of the Contract.

6.2.1.1 Section 09 of General Conditions 2010A is amended by adding the following;

24 months for armour material and ancillary equipment; and
36 months for transparent armour.

All other provisions of the warranty section remain in effect.

6.3 Term of Contract

6.3.1 Period of the Contract

The period of the Contract is from 01 November 2016 to 31 October 2019 inclusive.

6.3.2 Option to Extend the Contract

The Contractor grants to Canada the irrevocable option to extend the term of the Contract by up to two (2) additional one (1) year period(s) under the same conditions. The Contractor agrees that, during the extended period of the Contract, it will be paid in accordance with the applicable provisions as set out in the Basis of Payment.

Canada may exercise this option at any time by sending a written notice to the Contractor at least ninety (90) calendar days before the expiry date of the Contract. The option may only be exercised by the Contracting Authority, and will be evidenced for administrative purposes only, through a contract amendment.

6.3.3 Delivery Date

Delivery must be made within ____ calendar days from receipt of a call-up against the Standing Offer.

6.4 Payment

In consideration of the Contractor satisfactorily completing all of its obligations under the Contract, the Contractor will be paid the firm unit price(s) specified in Annex“B” - Pricing, and as follows:

6.4.1 Basis of Payment (BOP) Type 1:

6.4.1.1 Canada will make milestone payments in accordance with the Schedule Of Milestones detailed in the Contract and the payment provisions of the Contract if:

- a) an accurate and complete claim for payment using PWGSC-TPSGC 1111, Claim for Progress Payment, and any other document required by the Contract have been submitted in accordance with the invoicing instructions provided in the Contract;
- b) all the certificates appearing on form PWGSC-TPSGC 1111 have been signed by the respective authorized representatives;
- c) all work associated with the milestone and as applicable any deliverable required has been completed and accepted by Canada.

6.4.1.2 The schedule of milestones for which payments will be made in accordance with the Contract is as follows:

Miletsone	Deliverable	Amount	Due Date
1	Final inspection of Armoured Vehicle identified in Call up. To be carried out at Contractor's facility	80% of Firm Price identified in Annex "B" Pricing (including options at Item 004 if applicable)	As per Production Schedule
2	Delivered to final destination identified in Call up and all Logistics Items identified in Annex A.	20% of Firm Unit Price identified in Annex "B" Pricing (including options at Item 004 if applicable)	As per Production Schedule

6.4.1.3 Firm prices in accordance with Annex B - Pricing, in Canadian dollars, Delivered Duty Paid, (shipping cost extra in accordance with section 6.4.2), Incoterms 2000, at final destination identified in the call up, including Custom Duties and Excise Taxes where applicable, applicable Taxes extra if applicable.

The price paid will be adjusted in accordance with the exchange rate fluctuation provision (as applicable).

6.4.1.4 Canada will not pay the Contractor for any design changes, modifications or interpretations of the Work, unless they have been approved, in writing, by the Contracting Authority before their incorporation into the Work.

6.4.2 Basis of Payment (BOP) Type 2 – Shipping Cost

The actual shipping cost from the Contractor's facility to the final destination without any allowance for profit and/or administrative overhead, in Canadian dollars and Applicable Taxes extra.

At time of call-up, the contractor must provide an estimated shipping cost to the identified user.

The contractor must provide the actual shipping cost to the identified user prior to delivery. If shipping cost exceeds \$8,000 for Land and Sea transportation or \$40,000 for Air Transportation, the contractor must obtain 3 quotes from shipping companies and must select the company offering the lowest cost.

6.4.3 Basis of Payment (BOP) Type 3

6.4.3.1 Firm prices in accordance with Annex B - Pricing, in Canadian dollars, Delivered Duty Paid, (shipping cost extra in accordance with section 6.4.2), Incoterms 2000, at final destination identified in the call up, including Custom Duties and Excise Taxes where applicable, applicable Taxes extra if applicable.

The price paid will be adjusted in accordance with the exchange rate fluctuation provision (as applicable).

6.4.4 Exchange Rate Fluctuation Adjustment (if applicable)

6.4.4.1. The foreign currency component (FCC) is defined as the portion of the price or rate that will be directly affected by exchange rate fluctuation. The FCC should include all related taxes, duties and other costs paid by the Bidder and which are to be included in the adjustment amount.

6.4.4.2. For each line item where a FCC is identified, Canada assumes the risks and benefits for exchange rate fluctuation, as shown in the Basis of Payment. For such items, the exchange rate fluctuation amount is determined in accordance with the provision of this clause.

6.4.4.3. The total price paid by Canada on each invoice will be adjusted at the time of payment, based on the FCC and the exchange rate fluctuation provisions in the contract. The exchange rate adjustment amount will be calculated in accordance with the following formula:

$$\text{Adjustment} = \text{FCC} \times \text{Qty} \times (i_1 - i_0) / i_0$$

where formula variables correspond to: FCC Foreign Currency Component (per unit) i_0 Initial exchange rate (CAN\$ per unit of foreign currency [e.g. US\$1]) i_1 exchange rate for adjustments (CAN\$ per unit of foreign currency [e.g. US\$1]) Qty quantity of units

6.4.4.4. The initial exchange rate is typically set as the noon rate as published by the Bank of Canada on the solicitation closing date.

6.4.4.5. For goods, the exchange rate for adjustment will be the noon rate as published by the Bank of Canada on the date the goods were delivered. For services, the exchange rate for adjustment will be the noon rate on the last business day of the month for which the services were performed. For advance payments, the exchange rate for adjustment will be the noon rate on the date the payment was due. The most recent noon rate will be used for non-business days.

6.4.4.6. The Contractor must indicate the total exchange rate adjustment amount (either upward, downward or no change) as a separate item on each invoice or claim for payment submitted under the Contract. Where an adjustment applies, the Contractor must submit with their invoice form PWGSC-TPSGC 450 The information is only accessible to federal government department and agency employees. Claim for Exchange Rate Adjustments.

6.4.4.7. The exchange rate adjustment will only be applied where the exchange rate fluctuation is greater than 2% (increase or decrease), calculated in accordance with column 8 of form PWGSC-TPSGC 450 The information is only accessible to federal government department and agency employees. (i.e [$i_1 - i_0$) / i_0).

6.4.4.8. Canada reserves the right to audit any revision to costs and prices under this clause.

6.4.5 SACC Manual Clauses

C2000C Taxes - Foreign-based Contractor 2007-11-30

6.4.6 Electronic Payment of Invoices – Call-up (if applicable)

The Contractor accepts to be paid using any of the following Electronic Payment Instrument(s):

- a. Direct Deposit (Domestic and International)
- b. Electronic Data Interchange (EDI);
- c. Wire Transfer (International Only)

6.5 Invoicing Instructions

6.5.1 Invoicing Instructions - Progress Payment Claim - Items 001 and 002.

6.5.1.1 The Contractor must submit a claim for payment using form PWGSC-TPSGC 1111, Claim for Progress Payment.

Each claim must show:

- (a) all information required on form PWGSC-TPSGC 1111;
- (b) all applicable information detailed under the section entitled "Invoice Submission" of the general conditions;
- (c) the description and value of the milestone claimed as detailed in the Contract.

6.5.1.2. Applicable taxes extra, if applicable.

6.5.1.3. The Contractor must prepare and certify one original and two (2) copies of the claim on form PWGSC-TPSGC 1111, and forward it to the Technical Authority identified under the section entitled "Authorities" of the Contract for appropriate certification after inspection and acceptance of the Work takes place.

The Project Authority will then forward the original and two (2) copies of the claim to the Contracting Authority for certification and onward submission to the Procurement Authority for the remaining certification and payment action.

6.5.1.4. The Contractor must not submit claims until all work identified in the claim is completed.

6.5.2 Invoicing Instructions – Items 003 and 005.

6.5.2.1 The Contractor must submit invoices in accordance with the section entitled "Invoice Submission" of the general conditions. Invoices cannot be submitted until all work identified in the invoice is completed. Offerors are requested to provide invoices in electronic format unless otherwise specified by the Contracting Authority or Project Authority, thereby reducing printed material.

Each invoice must be supported by:

- (a) a copy of the release document and any other documents as specified in the Contract;
- (b) Shipping costs must be supported by a certified copy of the transportation bill of lading.

6.5.2.2 Invoices must be distributed as follows:

(a) The original must be forwarded to the Procurement Authority identified under the section entitled "Authorities" of the Standing Offer for certification and payment:

(b) One (1) copy must be forwarded to the Contracting Authority identified under the section entitled "Authorities" of the Standing Offer.

6.6 Insurance

G1005C Insurance 2016-01-28

6.7 Federal Contractors Program for Employment Equity - Default by the Contractor

The Contractor understands and agrees that, when an Agreement to Implement Employment Equity (AIEE) exists between the Contractor and Employment and Social Development Canada (ESDC)-Labour, the AIEE must remain valid during the entire period of the Contract. If the AIEE becomes invalid, the name of the Contractor will be added to the "FCP Limited Eligibility to Bid" list. The imposition of such a sanction by ESDC will constitute the Contractor in default as per the terms of the Contract.

6.8 SACC Manual Clauses

A1009C	Work Site Access	2008-05-12
A9006C	Defence Contract	2012-07-16
A9049C	Vehicle Safety	2011-05-16
C2800C	Priority Rating	2013-01-28
C2801C	Priority Rating - Canadian-based Contractors	2014-11-27
D3010C	Delivery of Dangerous Goods / Hazardous Products	2016-01-28
D5510C	Quality Assurance Authority (Department of National Defence) - Canadian-based Contractor	2014-06-26
D5515C	Quality Assurance Authority (DND) - Foreign-based and United States Contractor	2010-01-11
D5540C	ISO 9001:2008 Quality Management Systems - Requirements	2010-08-16

	(QAC Q)	
D5604C	Release Documents - Foreign based Contractor	2008-12-12
D5605C	Release Documents - US based Contractors	2010-01-11
D5606C	Release Documents - Canadian-based Contractors	2012-07-16
D9002C	Incomplete Assemblies	2007-11-30

6.9. Preparation For Delivery

The vehicle(s) must be serviced, adjusted and delivered in condition for immediate use. The interior and exterior must be cleaned before leaving the factory and being released to the customer at final delivery destination.

The methods used for preservation and packaging must be in conformity with the Contractor's normal standard for land, Sea, and Air cargo shipment.

6.10. Inspection and Acceptance

The Technical Authority is the Inspection Authority. All reports, deliverable items, documents, goods and all services rendered under the Contract are subject to inspection by the Inspection Authority or representative. Should any report, document, good or service not be in accordance with the requirements of the Statement of Work and to the satisfaction of the Inspection Authority, as submitted, the Inspection Authority will have the right to reject it or require its correction at the sole expense of the Contractor before recommending payment.

6.11 Shipping Instructions

6.11.1 The Contractor must ship the goods prepaid DDP - Delivered Duty Paid. Unless otherwise directed, delivery must be made by the most economical means. Shipping charges must be shown as a separate item on the Contractor's invoice. The Contractor is responsible for all delivery charges, administration, costs and risks of transport and customs clearance, including the payment of customs duties and taxes.

6.11.2 The Contractor must deliver the goods by appointment only. The Contractor or its carrier must arrange delivery appointments by contacting the contacts identified on the call ups. The consignee may refuse shipments when prior arrangements have not been made.

6.12 Pre-Production Meeting

Within ten (10) calendar days from the effective date of the Standing Offer, the Contractor must contact the Standing Offer Authority to determine if a meeting is required. A meeting will be convened at the discretion of the Technical Authority after Standing Offer award to review technical and contractual requirements. The Contractor shall be responsible for the preparation and distribution of the minutes of meeting within five (5) calendar days after the meeting has been held. The meeting will be held at the Contractor's facilities or at the Department of

Solicitation No. - N° de l'invitation
W8476-165483/A

Amd. No. - N° de la modif.

Buyer ID - Id de l'acheteur
hp912

Client Ref. No. - N° de réf. du client
W8476-165483

File No. - N° du dossier
hp912. W8476-165483

CCC No./N° CCC - FMS No./N° VME


National Defence facility or via teleconference, at Canada's discretion at no additional cost to Canada, with representatives of the Contractor, the Department of National Defence, and the Department Public Service and Procurement.

List of Annexes:

Annex "A" – Purchase Description Armoured Pick Ups

Annex "B" - Pricing

Annex A
W8476-165483
10 August 2016



NOTICE

This documentation has been reviewed by the Technical Authority and does not contain controlled goods.

AVIS

Cette documentation a été révisée par l'Autorité technique et ne contient pas de marchandises contrôlées.

PURCHASE DESCRIPTION

FOR

ARMOURED PICK-UP TRUCKS

OPI DSVPM 4 – DAPVS 4

Issued on Authority of the Chief of the Defence Staff

Publiée avec l'autorisation du chef d'état-major de la Défense

© 2008 DND/MND Canada

TABLE OF CONTENTS

1.	SCOPE	4
1.1	Purpose	4
2.0	INSTRUCTIONS AND DEFINITIONS	4
2.1	Instructions	4
2.2	Definitions	5
3.0	APPLICABLE DOCUMENTS	5
4.0	VEHICLE REQUIREMENTS	6
4.1	Standard Design	6
4.2.	Features	6
4.3	Additional Features	7
4.4	Operating Conditions	8
4.5	Vehicle Safety Regulations	8
4.6	Identification	8
4.7	Engine	9
4.8	Transmission	9
4.9	Wheels	10
4.10	Tires And Inserts	10
4.11	Suspension System Shocks And Brakes	10
4.12	Dual Starter Battery	10
4.13	Battery Boost Connectors	10
4.14	Front And Rear Ram Bumpers	10
4.15	Communications System Conduit	11
4.16	Exhaust Screen	11
4.17	Fuel Filler Door	11
4.18	Fire suppression system	12
4.19	Tool Kit And Tow Rope	12
4.20	Communication System	13
4.21	Rust Protection	13
4.22	Paint Colour	13
4.23	Miscellaneous Equipment	13
5.0	PROTECTION REQUIREMENTS	13
5.1	General	13
5.2	Transparent Armour	13

5.3	Opaque Armour	14
5.4	Floor Armour	15
5.5	Roof Armour	16
5.6	Vehicle Body Reinforcement	16
5.7	Fuel Tank	16
5.8	Armour Covered Servicing Points	16
5.9	Finish	17
6.0	INTEGRATED LOGISTICS SUPPORT	17
6.1	Manuals	17
6.2	Data Summary	17
6.3	Parts List	18
6.4	Special Tools List	18
6.5	Labeling	18
6.6	Warranty Certificate	18
6.7	Technical Information	19
7.0	SUPPORT CONCEPT	19
8.0	CERTIFICATION	19
9.0	OPTIONAL ITEMS	20
	Appendix 1 Abbreviations	25

PURCHASE DESCRIPTION

FOR

ARMOURED PICK-UP TRUCKS

1.0 SCOPE

1.1 Purpose. This document describes the requirements for new, armoured, conventional, left-hand and right-hand drive vehicles (depending on country of deployment), to be used for the protected movement of personnel:

- a. Pick-up trucks (PUs), 4x2 and 4x4, minimum crew capacity of four and a minimum cargo capacity of 600 KG. Toyota Hilux or equivalent.

2.0 INSTRUCTIONS AND DEFINITIONS

2.1 Instructions. The following instructions must be applied to this Purchase Description:

- a. Requirements, which are identified by the word "must", are mandatory. Deviations will not be permitted;
- b. Requirements identified with a "will" define actions to be performed by the Crown and require no action/obligation on the Offeror's part;
- c. Where "must" or "will" are not used, the information provided is for guidance only. These desirables may be provided, however, any solution provided must satisfy mandatory requirements;
- d. Metric measurements must be used to define the requirement. Other measurements are for reference only and may not be exact conversions;
- e. Dimensions stated as nominal must be treated as approximate dimensions. Nominal dimensions reflect a method by which materials or products are generally identified for sale commercially, but which differ from the actual dimensions;
- f. In this document "provided" must mean, "provided and installed";

- g. Where a standard is specified and the Offeror has offered an equivalent, that equivalent standard must be provided with the bid.

2.2 Definitions. The following definitions must be applied to the interpretation of this Purchase Description:

- a. "Technical Authority" (TA) is the government official responsible for technical management of this requirement. The Technical Authority is the Director Support Vehicles Program Management; and
- b. "Technical Authority Approved Equivalent (E)" means a standard, means, or component type, which the Technical Authority has approved for this requirement, in writing, as meeting the specified requirements for the function and performance.

3.0 APPLICABLE DOCUMENTS

3.1 The following documents form part of this Purchase Description. Effective dates must be those in effect upon the date of manufacture. Sources are as shown:

- a. CEN Ballistic Standard 1063 - Deutsche Institut fur Normung e.V., Berlin, 10772 Berlin, Germany;
- b. CEN Ballistic Standard 1522 - Deutsche Institut fur Normung e.V., Berlin, 10772 Berlin, Germany;
- c. CEN Ballistic Standard 1523 - Deutsche Institut fur Normung e.V., Berlin, 10772 Berlin, Germany;
- d. VPAM BRV 2009, Guidelines for Testing and Certification of Bullet Resistant Vehicles- Deutsche Hochschule der Polizei, Polizeitechnisches Institut, Postfach 48 03053, 48080 Munster, Germany;
- e. VPAM ERV 2010, Guidelines for Testing and Certification of Bullet Resistant Vehicles- Deutsche Hochschule der Polizei, Polizeitechnisches Institut, Postfach 48 03053, 48080 Munster, Germany;and

- f. The National Safety Mark is affixed to vehicles by vehicle manufacturers who wish to sell their vehicles in Canada. See http://laws.justice.gc.ca/eng/M-10.01/page-2.html#anchorbo-ga:s_3 or <http://laws.justice.gc.ca/fra/M-10.01/page-2.html>.

3.2 VPAM BRV 2009 defines the bullet resistance classes e.g. VR 7 and VR 9, and the test conditions and practices required to establish proof of resistance.

3.3 VPAM ERV 2010 defines the testing of resistance to blast effects- splinters and pressure. It also defines the practices required to establish proof of resistance.

4.0 REQUIREMENTS

4.1 Standard Design. The armoured vehicle design **must**:

- a. Be the base vehicle manufacturer's latest model and the armouring offeror's latest model, that has demonstrated industry acceptability by having been manufactured and sold commercially or, **must** be manufactured by a company that has at least 5 years experience in design and manufacturing of a comparable type of equipment of equivalent or greater complexity. Product brochure **must** be attached to bid submission; and
- b. Include all components and accessories normally supplied as standard for the base vehicle model offered, although they may not be specifically described in this Purchase Description.

4.2 Features. Vehicles diesel and gasoline engine vehicles must have the following minimum features:

FEATURE	MINIMUM REQUIREMENT
TRANSMISSION	AUTOMATIC/STANDARD
MINIMUM NUMBER OF DOORS	4
STEERING WHEEL	LHD/RHD
MIN ACCELERATION 0-100KPH (SECONDS)	20
MIN ACCEPTABLE MAX SPEED - KPH	120
ARMOUR SPEC	BRV 2009 VR7
ALL WHEEL DRIVE	YES
MIN FUEL TANK CAPACITY (LITRES)	80
AUTOMATIC SPEED CONTROL	YES
PAYLOAD (INCLUDING CREW AT 102 KG EACH)	1000
VERTICAL GRADE CLIMBING	MINIMUM 40%
SIDE SLOPE GRADE	MINIMUM 20%
Minimum Rollover Angle - Static, Each Direction,	39 DEGREES

4.3 Additional Features. Vehicles shall also have the following minimum features:

- a. Heavy duty air conditioning with a minimum cooling capacity of 14000 BTU's per hour;
- b. Heavy duty oil, engine and transmission cooler for automatic transmissions;
- c. Radio, AM/FM and CD;
- d. Seats, front high bucket, centre console and folding split rear bench;
- e. Spare tire, full size;
- f. Steering wheel, tilt;
- g. Tires, all season, (5);
- h. Windshield wipers, intermittent;

- i. 12 Volt Auxiliary power outlets with four auxiliary power outlets and four USB outlets co-located side by side in the following locations:
 - (1) Inside the glove box;
 - (2) Inside the console;
 - (3) In the rear of the console; and
 - (4) In the rear of the passenger compartment of the vehicle.
- j. One 3.5 mm port for media in the rear of the passenger compartment of the vehicle; and
- k. An additional two USB ports for media in the rear of the passenger compartment of the vehicle (they must be of the most recent standard for USB protocol).

4.4 Operating Conditions. The vehicles, at specified Gross Vehicle Weight Rating (GVWR), must operate safely and efficiently on paved roads, gravel roads and dirt roads in year round conditions including mud, snow and ice in the temperature range of -32°C to 44 °C. They must also operate on roads with severe washboard, pot holes and off-road terrain.

4.5 Vehicle Safety Regulations. The vehicle must meet the provisions of all applicable laws, regulations and industry standards governing manufacture, safety, noise levels and pollution in the country of manufacture in effect upon the date of manufacture of the vehicle.

4.5.1 Air bags. A switch with a switch guard must be provided on the console to de-activate air-bags.

4.5.2 OEM Safety Belts. The original safety belt system must be retained and positioned inside the pillars at exactly the same location where it was installed by the OEM.

4.6 Identification. The following information must be permanently affixed in a conspicuous and protected location:

- a. The manufacturer's name, model number, serial number and model year; and
- b. The GVWR and Gross Axle Weight Rating (GAWR) ratings (as applicable).

4.7 Engine. The vehicles must have the engine capable of providing vehicle performance as described in paragraph 4.2;

- a. Each call-up will identify whether a gasoline or diesel engine is required;
- b. When a diesel engine is specified, vehicles must be capable of successfully operating on F-34 (JP-8) diesel fuel; and
- c. The vehicles must have a fuel tank at least half full when delivered to the destination unless transportation regulations state differently.

4.7.1 Engine Components. The engine must include:

- a. A replaceable dry type air filter; and
- b. Two separate replaceable fuel filters for diesel engines.

4.7.2 Engine Cold Weather Starting Aids. The following must be provided:

- a. Engine glow plugs or heated air intake system for diesel engines; or
- b. A block heater for gasoline engines suitable for use in area of operation having a minimum capacity of 1000-watts operable on either 110 V or 220 V as specified in individual call-up.

4.8 Transmission. The vehicle must have the type of transmission as described in paragraph 4.2. Additionally, for automatic transmissions the following must apply

- a. A minimum of 5 forward-speed w/overdrive and one speed for reverse; and

- b. The transmission must be Original Equipment Manufacturer (OEM) installed, not an aftermarket option.

4.9 Wheels. Vehicles must be equipped with steel versus alloy wheel rims.

4.10 Tires And Inserts.

4.10.1 Tires. All vehicles must have steel-belted, tubeless radial tires that must be rated in accordance with the armoured weight and maximum speed of the vehicle.

4.10.2 Run Flat Inserts. All vehicles must be equipped with run flat tire inserts including the spare tire. With all tires in a fully deflated condition the vehicle must run for 50km at a speed of 50 km/hour on a hard pack road at weight as described in paragraph 1.1.

4.11 Suspension System, Shocks And Brakes. To guarantee reliability and road safety, the suspension system, their attachment points, body mounts, shocks and brakes must be modified as necessary to meet the expected vehicle weight (curb weight, personnel computed at 102 KG each, cargo computed at 600 KG and armour weight). The brakes must be capable of stopping the armoured vehicle in the same distance as the un-armoured vehicle plus ten percent.

4.12 Dual Starter Batteries. A dual, absorbent glass mat (AGM) type, deep cycle starter battery system with a minimum of 550 CCA each must be provided:

- a. The system must provide simple switchover from main to auxiliary batteries.
- b. An "ON" / OFF" master battery control switch must be provided and located under the hood, readily accessible to the driver and clearly labelled.

4.13 Battery Boost Connectors. A battery boost connection system must be installed behind the front spring loaded license plate holder.

4.14 Front And Rear Ram Bumpers. The bumpers on these vehicles must withstand pushing a vehicle of similar size and weight:

- a. Heavy walled box section steel tubing must be located inside the front and rear OEM bumpers. It must be continuous from side to side. The tubing must be oriented so that its widest section is in the horizontal plane;
- b. Reinforcing members of the same construction must be welded to the ram bumpers and extend to the vehicle's frame; and
- c. In lieu of modified OEM bumpers in paragraphs 4.14 a and 4.14 b an aftermarket "bull bar" must be used.

4.15 Communications Equipment Conduit. Conduit must be installed to allow for connection of internally mounted Communications equipment and radios to an externally mounted antenna. Maximum quantity must be four, for a total of ten metres. Details will be confirmed on individual call-up. Holes must be drilled in the firewall and the roof to permit antenna lead passage. Quantity, size and location will be confirmed on individual call-up. An armoured cap that affords ballistic protection to that part of the roof equal to that of the remainder of the roof must cover the holes. On the inside of the vehicle the armoured cap must be a minimum of 10.2 by 15.3 mm (4 in by 6 in) to allow hand access to the roof future antenna connectors without sliding the plate out of the way. All holes must be weatherproofed.

4.16 Exhaust Screen.

- a. A wire mesh must be installed across or inside of the tailpipe to prevent the insertion of items larger than 9 mm (0.35 inch) in diameter;
- b. The structure of the wire mesh must be such that it must have minimal effect on the backpressure of the OEM exhaust system; and
- c. Small hole(s) must be drilled in the exhaust pipe over a length of at least 200 mm from the end if possible, to prevent tail pipe blocking.

4.17 Fuel Filler Door. The fuel filler cap must be covered by a door that can only be activated from inside the vehicle.

4.18 Fire Suppression System.

- a. An engine fire suppression system must be installed in the vehicle with the primary purpose of extinguishing fires in the engine compartment;
- b. This system must incorporate a flash and flame sensor;
- c. This system must be self-discharging when a temperature sensor mounted on the firewall reaches 180° C;
- d. The system must also be capable of being manually discharged by a switch located within reach of the driver and another switch within reach of rear passengers. A switch guard to prevent accidental discharge must protect the switches. The switches must be clearly labelled;
- e. The nature of the fire suppressant must be such that it must not cause damage to the engine should it be drawn into the engine air intake when the engine is running. The suppressant must be environmentally friendly; and
- f. A spare canister must be supplied. All canisters are to be disconnected and placed in an appropriate HAZMAT container to facilitate shipping of the vehicle.

4.19 Tool Kit and Tow Rope.

- a. A tool kit must be provided with all vehicles. Sufficient tools must be provided to change the spare tire, including appropriate hydraulic jacks capable of lifting and sustaining the vehicle whilst the tire is being changed. They must be capable of lifting and sustaining the lift of one third to one half of the modified gross vehicle weight.
- b. A tow rope must be provided with all vehicles. It must have a minimum length of six metres with a rated pull capacity to 14,000 KG.
- c. This equipment must be securely fastened in the cargo compartment of all vehicles in such a manner

as to prevent movement whilst the vehicle is in motion, or in the event of a collision.

4.20 Communication System. An electronic system must be provided that will enable the driver to communicate orally with a person standing beside the outside of the driver's door.

4.21 Rust Protection. The vehicle must have underbody rust protection. Trade name of undercoating must be supplied with bid.

4.22 Paint Colour. The vehicle must be painted as per individual call-up. The chassis components may be painted the manufacturer's standard colour.

4.23 Miscellaneous Equipment. The vehicle must be equipped with the following miscellaneous equipment:

- a. Spring loaded License plate holders, front and rear; and
- b. Two forged recovery tow points, each rated for 4,500 KG, mounted throat up at the front and at the rear of the vehicle. Hooks and mountings of sufficient strength to permit the recovery or facilitate air-transportation of the fully loaded vehicle. Tow points must be mounted to a location on the vehicle frame such that the entire weight of the vehicle can be supported by the individual tow point.

5.0 PROTECTION

5.1 General. In addition to the vehicular features listed in paragraph 4.0, features as described below must apply, where specified, to protect the vehicle and crew against the effects of grenade/blast mine and small arms fire as described in reference publications paragraph 3.0.

5.2 Transparent Armour.

5.2.1 All OEM glazing must be removed and replaced with no spall glass/polycarbonate composite transparent armour.

5.2.2 All transparent armour must be formed to the OEM glazing curvature and must afford lateral ballistic resistance as per paragraphs 3.1 a, b and c.

5.2.3 All transparent armour must be of high optical quality. Glazing with irregularities, which distort the driver's vision or provide a hindrance to the safe operation of the vehicle must not be accepted.

5.2.4 The transparent armour and the opaque armour that surrounds it must be designed and installed so that there is a minimum overlap of 20 mm (0.79 inch) between these armours on all edges.

5.2.5 The transparent armour in driver's side front door must be operable and must drop a minimum of 100 mm (3.94 inches), but must not exceed 125 mm (4.92 inches). All other windows must be made completely inoperable.

5.2.6 All glazing must be edge protected to prevent damage from any possible glass / metal contact with either the vehicle body or adjacent armour installation.

5.2.7 Window Tinting.

5.2.7.1 Tinting applications for transparent armour on the windshield, driver's side window and front passenger's side window must not be permitted.

5.2.7.2 Any tinting process must not diminish the performance of the transparent armour nor result in a reduction in its life span.

5.3 Opaque Armour.

5.3.1 Opaque armour must be installed in the vehicle to provide ballistic and blast protection as per paragraphs 3.1 d and e. Armour may be steel, ceramic or composite material.

5.3.2 The opaque armour must cover the entire perimeter of the passenger compartment including firewall and roof with the exception of the transparent armour areas.

5.3.3 The opaque armour must be overlapped at joints, seams and adjacent areas a minimum of 20 mm (0.79 inch). In the case of a butt joint that requires a cover plate, if the gap between the plates is less than 1.5 mm (0.05 inch) wide then the cover plate can be high hardness steel 3 mm

(0.12 inch) thick. If the joint is wider than 1.5 mm (0.05 inch), then the cover plate must be constructed of the same material as the parent plates.

5.3.4 Openings cut into the opaque metal armour to provide access for locking mechanisms, mirrors, etc, must be boxed with equivalent armour material to ensure that the overlap requirements of paragraph 5.3.3 and the ballistic protection requirements of paragraph 3.1 must be met.

5.3.5 Any fasteners or devices not specifically addressed in this specification, but utilized securing the armour materials in place, must be designed and installed so as to not present a hazard within the vehicle as a result of ballistic and blast impact from the threats delineated in paragraph 3.1. Prior approval from the Technical Authority in their application must be sought prior to their use.

5.3.6 The surfaces of all metallic armour material must be coated with zinc chromate or equivalent rust inhibitor.

5.4 Floor Armour.

5.4.1 Floor armour must be installed on the inside of the vehicle to provide grenade and blast mine protection as per paragraphs 3.1 d and e. The armour may be steel, ceramic or composite material.

5.4.2 The armour must cover the floor entirely from the firewall to the rear of the passenger compartment and from side doorsill to side doorsill.

5.4.3 The floor armour must provide minimum acceptable protection level to withstand blasts underneath the vehicle from one DM 31 anti-personnel mine or similar blast equivalent located on the ground, under the driver's side front wheel.

5.4.4 No openings apart from bolt holes and seat-mounting brackets must be permitted.

5.4.5 All welds must be continuous to insure integrity against a blast event.

5.5 Roof Armour.

5.5.1 Roof armour must be installed on the inside of the vehicle to provide ballistic and grenade protection as per paragraphs 3.1 d and e. The armour may be steel, ceramic or composite material.

5.5.2 The roof armour must provide minimum acceptable protection level to withstand blasts from two (2) DM51 German ordnance grenades or similar blast equivalent located on the roof, directly over the driver's seat.

5.5.3 No openings apart from armoured antenna leads must be permitted.

5.5.4 All welds must be continuous to insure integrity against a blast event.

5.6 Vehicle Body Reinforcement.

- a. The doors and door hinges must be reinforced, as required, to maintain the original geometry and to prevent the doors from sagging during daily use for a period of five years;
- b. Photographs of the pillar reinforcement to be incorporated into the vehicle must be submitted with the bid;
- c. Pillars must have full reinforcements from top to bottom;
- d. All doors must have adequate check straps to prevent over extension of the door upon opening;
- e. Vehicle side doors must have gas shocks installed to prevent accidental closing of the doors.

5.7 Fuel Tank. Underneath and on the sides, the vehicle fuel tank must be protected to mitigate the effects of blast/ballistic attack or open flame near fuel cell. All fuel lines leading to the fuel tank must have the same level of protection as the fuel tank.

5.8 Armour Covered Servicing Points. The vehicle must incorporate an opening/securing mechanism that allows for quick removal of those armor components requiring removal

for vehicle servicing and inspection. The maximum removal time of each component must be one minute without the use of any tools.

5.9 Finish. All surfaces that have been reworked or had finishes/covering removed during the armouring process, must be finished to the same standard as the OEM finish. Carpeted areas must be re-finished with carpets unless otherwise specified. Felt trim must not be accepted anywhere in the vehicles. Overlaps in carpeted areas must be trimmed with leather. Artificial leather must not be accepted.

6.0 INTERGATED LOGISTICS SUPPORT

6.1 Manuals. The following must be provided in French and English or if English only, the offeror must provide written authority from the OEM for the Department of National Defence to translate into French:

- a. Two copies in non-password protected electronic format or print of all manufacturers' installation and maintenance manuals for the ancillary equipment for each make, model, and year supplied. One copy must be delivered to the TA and one copy must accompany one of the vehicles in each call-up;
- b. One print format copy of the operators manual must be placed in the glove compartment of each vehicle; and
- c. Two copies in non-password protected electronic format (preferred) or print format of parts and service manuals for each make, model, and year supplied. One copy must be delivered to the TA and one copy must be placed in the glove compartment of the first delivered vehicle for each call-up.

6.2 Data Summary. A Data Summary must be provided to the Technical Authority for each complete vehicle make/model provided for each call-up. The Data Summary must be completed by filling in the required data and an electronic picture into a Data Summary template. The template will be provided by the Technical Authority with the call-up. The Data Summary must be provided with two (2) digital pictures for each make/model provided for each call-up, one of the

left front three-quarter view, and one of the right rear three-quarter views. All pictures must be taken with a clear uncluttered background.

6.3 Parts Lists.

6.3.1 A listing of the parts that are required to perform preventive maintenance to the vehicle for a period of six (6) months is to be provided to the TA and to the delivery recipient upon delivery of the vehicle. Components such as brake components, fan belts and fuses must be included. The list must include, as a minimum, the following elements:

- a. Part description;
- b. Original Equipment Manufacturer Part number; and
- c. Suggested quantity.

6.3.2 A listing of such parts added to or changed from OEM parts whilst armouring the vehicle must be provided to the TA and to the delivery recipient upon delivery of the vehicle. The list must include, as a minimum, the following elements:

- a. Part description; and
- b. Original Equipment Manufacturer Part number.

6.4 Special Tools List. A list detailing the special tools required for the vehicle that would not be included in a basic mechanics toolbox must be provided to the TA upon delivery of the first vehicle in each call-up. This must include items such as special wrenches, or extraction devices and special diagnostic tools.

6.5 Labelling. All ancillary equipment located under the hood or inside the vehicle must be easily identifiable and labelled.

6.6 Warranty Certificate. A warranty certificate must be placed in the glove compartment of each vehicle and a copy must be forwarded to the TA.

6.7 Technical Information. For each call-up, the Contractor must provide to the TA at the time of final inspection of the first vehicle in the call-up:

- a. The installation procedures and materials used in installing all of the armoured glazing.
- b. Wiring diagrams for all of the ancillary equipment and any changes made to the OEM wiring harness.
- c. The following weight data:
 - (1) Total Curb Weight (armoured and unarmoured);
 - (2) Curb Weight front and rear axle (armoured); and
 - (3) Gross Vehicle Weight Rating (armoured and unarmoured).
- d. The offeror must assign a manufacturer's number to each vehicle. Only this number must be used to reference the vehicle or the parts and labour associated to it. Under no circumstances must the customer's identity, the standards names or the vehicle identification numbers be placed on any certification, manufacturing or administrative documents; and
- e. An air freight tie-down map.

7.0 SUPPORT CONCEPT

7.1 These vehicles must be serviced internationally by qualified personnel through programs set-up by the offeror.

8.0 CERTIFICATION

8.1 Armour material must meet the requirements of paragraphs 3.1 a, b, c and d. A complete vehicle validation conducted by a third party, must have been completed in accordance with references in paragraph 3.1 d and e (less IED requirement).

8.2 Where certification is required, the Offeror must provide a certified copy of the original ballistic and

blast report and certification with bid as issued by Beschussamt Ulm, Beschussam Mellrichstadt, Beschussam Munich, IABG Lichtenau or QuinettiQ UK.

8.3 Where whole vehicle validation has not been completed, the Offeror **must** certify that all ballistic concepts and integration methodologies are based on an actual vehicle test of a previous model similar to that which met the requirements of references in paragraphs 3.1 a, b, c, d and e (less IED requirement) where a complete vehicle validation was independently conducted by a third party. Design and integration methodologies may be audited by the TA.

8.4 Inspections by a representative of DND and/or the TA may take place at any time during the armouring process at the discretion of the TA.

9.0 OPTIONAL ITEMS

9.1 Optional items may be requested on individual call-ups.

9.2 Alloy Wheels. Alloy wheels for all wheels including the spare tire.

9.3 24 Volt Alternator. A separate 24 volt alternator with suitable power cabling terminating in the armoured crew compartment with a suitable fused junction box. A consol mounted illuminated on/off switch, a labelled voltmeter, and a power outlet in the rear bed of the vehicle to connect to the communications equipment.

9.4 Alarm System. An alarm system to provide audible and visual indicators when the alarm is active in the event that:

- a. The hood or one of the doors is forced open; or
- b. The vehicles bumped or moved; or
- c. The main battery is disconnected.

9.5 Siren/Air Horn. A system to enable the driver to make noise through a multi-tone siren and air horn to allow the vehicle to move expeditiously in an emergency situation or to allow broader movement through heavy traffic.

9.6 Manual Dead Bolt System. Spring loaded, quick activation dead bolts to prevent unwanted door opening. They must be fitted to the inside of the driver/passenger doors. They must be operated manually from the inside of the vehicle. Accidental activation/de-activation must not be possible.

9.7 Keyed Start/Ignition System. For each call-up, a common single keyed start/ignition system for automatic transmission vehicles, whereby one key must open similar model vehicles doors and rear hatches / doors and start the vehicles. Keys to the vehicles must be completely manual and contain neither electronic nor radio frequency outputs.

9.8 Light Package. A Light Package consisting of the following or TA approval equivalent:

- a. Lights Left Front, part number IONJ or equivalent;
- b. Lights Front Right, part number IONJ or equivalent;
- c. Lights Right Front, part number IONJ or equivalent;
- d. Lights Right Side, part number IONJ or equivalent;
- e. Lights Right Rear, part number IONJ or equivalent;
- f. Lights Left Rear, part number IONJ or equivalent;
- g. Under Cover Siren, part number HHS2200 or equivalent;
- h. 100 watt speaker w/mount, part number SA 315 or equivalent; and
- i. Fuse Panel, eight fuses.

9.9 Passenger Compartment Fire Suppression System. A fire suppression system to be installed in the vehicle with the primary purpose of extinguishing fires in the passenger compartment. It must not interfere with operator functionality entering and exiting the vehicle, as well as their field of view while sitting in the vehicle:

- a. This system must include a flash and flame sensor and must be self-discharging when a temperature sensor mounted on the firewall reaches 180° C;
- b. The system must also be capable of being manually discharged by a switch located within reach of the driver and another switch within reach of rear passengers. A switch guard to prevent accidental discharge must protect the switches. The switches must be clearly labelled;
- c. The nature of the fire suppressant must be such that it must be environmentally friendly and non-hazardous to personnel;
- d. If the fire suppression canisters are located in the baggage compartment suitable protection in the form of a cage or box must be provided to preclude damage from articles placed in the baggage compartment, and
- e. A spare canister must be supplied. All canisters are to be disconnected and placed in an appropriate HAZMAT container to facilitate shipping of the vehicle.

9.10 Tactical Radio Audio through the Manufactures speakers. There is a requirement to hear the Tactical Radio through the manufactures speakers. A switch must be easily accessible to enable the switching from the manufactures radio to the Tactical radio when required.

9.11 Header Fuel Reservoir. A header fuel reservoir to function in the event the main fuel tank and/or lines become inoperable. The header reservoir must provide no less than 20 kilometres of range for the loaded vehicle.

9.12 Driver weapon holder/mount. A weapon holder / mount to be supplied by DND will be mounted within easy reach of the driver ensuring that it does not obstruct any vehicle operating controls or gauges. Exact location will be stated in each call-up.

9.13 Blackout Switch. A blackout switch installed to provide a single switch located within the drivers reach must cut all exterior and interior lights and audible warnings in the vehicle. The power circuit for all the

lights and audible warning must be interrupted and passed through a relay box that must be activated by a blackout switch.

9.14 Fuel Tank. Instead of features described in paragraph 5.7, the fuel tank must be of an explosion proof/self sealing type.

9.15 Seat Belts. 15 cm in length is required to be added to the length of all seat belts.

9.16 Tactical Infra-Red Lights. Tactical Infra-Red (IR) lights must operate in the 940 nanometer range. Front driving lights should be hidden in the grill or incorporated into the headlight assembly with the high and low beam capacity. A single rear light is also required, hooked into the braking system that would illuminate when the vehicle brakes are applied. A system switch is required that disables the visible vehicle lights and engages the IR lighting system. These lights must not be noticeable to a casual observer.

9.17 Window Tinting. Tinting applications for transparent armour on the rear passenger's windows, rear quarter panel (cargo area) and rear door/hatch windows. Tinting application must not exceed 29% of the total 100% of light transparency and comply with the destination country's import regulations as specified in individual call-up.

9.18 Ruggedized interior. A diamond plate metal sheet material to replace/cover the OEM floor and wall finish material. The offeror must specify material to be used and method of installation.

9.19 Door Hold Open/Locking Mechanism. Second row passenger doors require a hold open/locking mechanism. This must enable the doors to be held open to the normal maximum extent whilst the vehicle is in motion. A manual lock defeat mechanism is required to enable the doors to be closed when required.

9.20 Retractable Running Boards. Reinforced retractable running boards are required for the rear passenger doors that can support 140 KG when the door is open and the vehicle is in motion. The running boards must be able to be activated electronically by a switch located in the rear seat compartment of the vehicles. As well, they must extend 30.5 cm (12 in) beyond the vertical plane of the

vehicle and not interfere with the functioning of the doors.

9.21 Ceiling Ring. An internal, roof mounted ring is required. It must be capable of holding the weight of two persons of 110 KG each and receiving two full size carabiners. It must be located in the centre of the vehicle immediately in line with the rear of the second row seat backs.

9.22 Tactical Radio Trays. Tactical radio trays need to be discretely mounted. Suggested solutions would be in the back of the driver or passenger front seats or under the two rear seats. There must be easy access to the radio dials while the vehicle is static or in motion. One radio per vehicle. Power input is 19-34 VDC and power consumption maximum is 65W. The weight is 3.7 KG (8 lbs), size 18.8 cm (7.4 in) wide, 9.4 cm (3.7 in) high and 22.4 cm (8.8 in) deep.

9.23 Inside Door Handles. An inside door handle will be affixed for the rear two doors. This will allow passengers greater grip and leverage entering and exiting the vehicle. The door handles must be welded onto the underlying armour on the drivers and passengers side B pillar.

9.24 Bed Tie Downs And Rails. Two full length tie down rails with associated locks are required in the bed of the vehicle. Each load lock must have a 225 KG load capacity and each rail a 225 KG capacity per load lock.

9.25 Armoured Windows. The transparent armour in driver's side front door, front passenger's side door and both rear passengers' side doors must be operable and must drop a minimum of 100 mm (3.94 in), but must not exceed 125 mm (4.92 in). All of these operating windows must be operable electrically from the driver's seat station.

9.26 Hidden Hitch. A class 2 hidden hitch is required to be mounted to the under rear of the vehicle. A class 2 hitch is defined as having a 1,588 KG towing capacity.

9.27 Power Winch. A 12 Volt winch is required to be mounted to the rear hidden hitch. The winch must utilize galvanized aircraft cable to withstand 4000 KG and have a remote control that can be operated from inside the front passenger compartment of the vehicle.

Appendix 1
Annex A
W8476-165483
10 August 2016

ABREVIATIONS

Amp	Ampere
AEP	Allied Engineering Practice
AIS	Abbreviated Injury Scale
ASII	Adjusted Severity Of Injury Index
ATD	Anthropomorphic Test Device
CCA	Cold Cranking Amperes
CEN	Central European Normalization
DND	Department Of National Defence
DSVPM	Directorate Support Vehicles Program Management
Fz	Force In Z-direction (Axial force)
DRI	Dynamic Response Index
GAWR	Gross Axle Weight Rating
GVWR	Gross Vehicle Weight Rating
ISO	International Standards Organization
MAX	Maximum
MIN	Minimum
My	Bending Moment Around Y Axis
NATO	North Atlantic Treaty Organization
Norm	Normalization
OEM	Original Equipment Manufacturer
PU	Pick up
SPEC	Specification
STANAG	Standardization Agreement
SUV	Sports Utility Vehicle
Upfitter	Company that adds armour and associated items to an OEM vehicle
Veh	Vehicle
VPAM	Vereinigung der Prufstellen fur angriffs-hemmende Materialien und Konstruktionen

ANNEX " B " - PRICING

Definitions:

- (a) "Year 1" means the period from 01 November 2016 to 31 October 2017; "Year 2" means the period from 01 November 2017 to 31 October 2018; "Year 3" means the period from 01 November 2018 to 31 October 2019; Option Year 1 means the period from 01 November 2019 to 31 October 2020; and Option Year 2 means the period from 01 November 2020 to 31 October 2021.
- (b) Laid-Down Cost is the cost incurred by a supplier to acquire a specific product or service for resale to the government. This includes the supplier's invoice price (less trade discounts), excludes the applicable taxes.
- (c) Basis of Payment (BOP) Type 1 for Items 001 and 002 (as detailed in clause 6.4.1). Basis of Payment (BOP) Type 2 for Item 005 (as detailed in clause 6.4.2). Basis of Payment (BOP) Type 3 for Item 003 (as detailed in clause 6.4.3).

ITEM 001. For Pick up with Automatic Transmission, firm unit prices as follows:

Item	Description	Year 1	Year 2	Year 3	Option Year 1	Option Year 2
001A	Left Hand Drive,4x4, V8 Turbo Diesel	_____	_____	_____	_____	_____
001B	Left Hand Drive,4x4, V8 Gasoline	_____	_____	_____	_____	_____
001C	Right Hand Drive,4x4, V8 Turbo Diesel	_____	_____	_____	_____	_____
001D	Right Hand Drive,4x4, V8 Gasoline	_____	_____	_____	_____	_____

ESTIMATED QUANTITY PER YEAR IS THREE (3)

ITEM 002. For Pick up with Standard Transmission, firm unit prices as follows:

Item	Description	Year 1	Year 2	Year 3	Option Year 1	Option Year 2
002A	Left Hand Drive,4x4, V8 Turbo Diesel	_____	_____	_____	_____	_____
002B	Left Hand Drive,4x4, V8 Gasoline	_____	_____	_____	_____	_____
002C	Right Hand Drive,4x4, V8 Turbo Diesel	_____	_____	_____	_____	_____
002D	Right Hand Drive,4x4, V8 Gasoline	_____	_____	_____	_____	_____

ESTIMATED QUANTITY PER YEAR IS ONE (1)

ITEM 003. For Spare Parts Kit for Items 001 and 002 above, in accordance with Appendix 1, firm lot price as follows:

Spare Parts Kit Appendix 1 Year 1 Year 2 Year 3 Option Year 1 Option Year 2

ESTIMATED QUANTITY PER YEAR IS FOUR (4)

ITEM 004. For options applicable to Pick Ups in accordance with Annex A purchase description, firm unit price as follows:

Item #	Description	Year 1	Year 2	Year 3	Option Year 1	Option Year 2
004A	Alloy Wheels					
004B	24 Volt Alternator					
004C	Alarm System					
004D	Siren/Air horn					
004E	Manual Dead Bolt System					
004F	Keyed Start/Ignition system					
004G	Light Package					
004H	Passenger Compartment Fire Suppression System					
004J	Tactical Radio Audio					
004K	Header Fuel Reservoir					
004L	Driver Weapon Holder Mount					
004M	Blackout Switch					
004N	Explosion Proof Fuel Tank					
004P	Seat Belt extension					
004Q	Tactical infrared Lights					
004R	Window Tinting					
004S	Ruggedized Interior					
004T	Door Hold Open/Locking Mechanism					

004U	Retractable Running Boards						
004V	Ceiling Ring						
004W	Tactical Radio trays						
004X	Inside Door Handlers						
004Y	Bed tie down and rails						
004Z	Operable Armoured Windows						
004AA	Hidden Hitch						
004AB	Power Winch						

ESTIMATED QUANTITY PER YEAR IS FOUR (4)

**THE ESTIMATED QUANTITIES AND DOLLARS REFLECTED HEREIN ARE
ESTIMATES ONLY FOR EVALUATION PURPOSES.**

ITEM 005 and 006 are NOT EVALUATED

ITEM 005. For shipping cost for Items 001 to 003 above, laid down cost without any allowance for profit and/or administrative overhead, in Canadian dollars and Applicable Taxes extra if applicable.


ITEM 006. Applicable Taxes extra, if applicable.

APPENDIX 1 TO ANNEX “B” PRICING
Spare Parts Kit

1 Each Kit is to contain the following Parts;

Ser #	Part Description	Part # Offered	Year 1	Year 2	Year 3	Option Yr 1	Option Yr 2
1	Front Brake Pad (set)						
2	Rear Brake Pad (set)						
3	Front Brake Rotor, Left						
4	Front Brake Rotor, Right						
5	Rear Brake Rotor, Left						
6	Rear Brake Rotor, Right						
7	Brake Caliper, Rear Left						
8	Brake Caliper, Rear Right						
9	Brake Caliper, Front Left						
10	Brake Caliper, Front Right						
11	Front Shocks (set)						
12	Rear Shocks (set)						
13	Sway Bar with Bushings						
14	Outer Tie rod ends Left						
15	Outer Tie rod ends Right						
16	Windshield Armoured						
17	Drivers side Armoured Window						
18	Passenger side Armoured Window						
19	Second Row driver side Window						
20	Second Row passenger side Window						
21	Rear Armoured Window						
22	Rim, Tire and Run Flat Insert						

Annex C
W8476-165483
10 August 2016



NOTICE

This documentation has been reviewed by the Technical Authority and does not contain controlled goods.

AVIS

Cette documentation a été révisée par l'Autorité technique et ne contient pas de marchandises contrôlées.

TECHNICAL INFORMATION QUESTIONNAIRE
FOR
ARMOURED PICK-UP TRUCKS

OPI DSVPM 4 – DAPVS 4

Issued on Authority of the Chief of the Defence Staff

Publiée avec l'autorisation du chef d'état-major de la Défense

© 2008 DND/MND Canada

Annex C
W8476-165483
10 August 2016

**TECHNICAL INFORMATION QUESTIONNAIRE
FOR
ARMOURED SPORTS UTILITY VEHICLES**

This questionnaire covers technical information, which must be provided for evaluation of the configuration(s) of the vehicle(s) offered.

Where the specification paragraphs below indicate "Proof of Compliance", the "Proof of Compliance" must be provided for each performance requirement/specification.

Offerors should indicate the requested information and indicate the document name/title and page number where the Proof of Compliance can be found.

Definitions for *Equivalent* and *Proof of Compliance* are found in the DEFINITIONS section at the end of this document.

OFFEROR INFORMATION

Offeror Name

Proposed Make: _____ **Model:** _____

SUPPLIER CAPABILITY EVALUATION CHECK LIST

PURCHASE DESCRIPTION PARAGRAPHS

4.1 Standard Design - Proof of Compliance

	Found in Document Name/Title	Page Number
4.1.a		

4.2 Features - Proof of Compliance

	Found in Document Name/Title	Page Number
4.2.1		

4.3 Additional Features - Proof of Compliance

	Found in Document Name/Title	Page Number
4.3.a		
4.3.b		
4.3.c		
4.3.d		
4.3.e		
4.3.f		
4.3.g		
4.3.h		
4.3.i		
4.3.j		
4.3.k		

4.4 Operating Conditions - Proof of Compliance

	Found in Document Name/Title	Page Number
4.4 Operating Conditions		

4.5 Vehicle Safety Regulations - Proof of Compliance

	Found in Document Name/Title	Page Number
4.5		
4.5.1		
4.5.2		

4.7 Engine - Proof of Compliance

	Found in Document Name/Title	Page Number
4.7.b		
4.7.1.a		
4.7.1.b		

4.7.2 Cold Weather Starting Aids - Proof of Compliance

	Found in Document Name/Title	Page Number
4.7.2.a or		
4.7.2.b		

4.8 Transmission - Proof of Compliance

	Found in Document Name/Title	Page Number
4.8.a		
4.8.b		

4.9 Wheels - Proof of Compliance

	Found in Document Name/Title	Page Number
4.9.1		
4.9.2		

4.10 Tires And Inserts - Proof of Compliance

	Found in Document Name/Title	Page Number
Tires 4.10.1		
Inserts 4.10.2		
Inserts Operating Range 4.10.2		

4.11 Suspension System, Shocks And Brakes - Proof of Compliance

	Found in Document Name/Title	Page Number
4.11		

4.12 Dual Starter Batteries - Proof of Compliance

	Found in Document Name/Title	Page Number
4.12		
4.12.a		
4.12.b		

4.13 Battery Boost Connectors - Proof of Compliance

	Found in Document Name/Title	Page Number
4.13		

4.14 Front And Rear Ram Bumpers - Proof of Compliance

	Found in Document Name/Title	Page Number
4.14		

4.15 Communications Equipment Conduit - Proof of Compliance

	Found in Document Name/Title	Page Number
4.15		

4.16 Exhaust Screen - Proof of Compliance

	Found in Document Name/Title	Page Number
4.16.a		
4.16.b		
4.16.c		

4.17 Fuel Filler Door - Proof of Compliance

	Found in Document Name/Title	Page Number
4.17		

4.18 Fire Suppression System - Proof of Compliance

	Found in Document Name/Title	Page Number
4.18.a		
4.18.b		
4.18.c		
4.18.d		
4.18.e		
4.18.f		

4.19 Tool Kit And Tow Rope - Proof of Compliance

	Found in Document Name/Title	Page Number
4.19.a		
4.19.b		
4.19.c		

4.20 Communication System - Proof of Compliance

	Found in Document Name/Title	Page Number
4.20		

4.21 Rust Protection - Proof of Compliance

	Found in Document Name/Title	Page Number
4.21		

4.23 Miscellaneous Equipment - Proof of Compliance

	Found in Document Name/Title	Page Number
4.23.a		
4.23.b		

5.2 Transparent Armour - Proof of Compliance

	Found in Document Name/Title	Page Number
5.2.1		
5.2.2		
5.2.3		
5.2.4		
5.2.5		
5.2.6		

5.2.7 Window Tinting - Proof of Compliance

	Found in Document Name/Title	Page Number
5.2.7.1		
5.2.7.2		

5.3 Opaque Armour - Proof of Compliance

	Found in Document Name/Title	Page Number
5.3.1		
5.3.2		
5.3.3		
5.3.4		
5.3.5		

5.3.6		
-------	--	--

5.4 Floor Armour - Proof of Compliance

	Found in Document Name/Title	Page Number
5.4.1		
5.4.2		
5.4.3		
5.4.4		
5.4.5		

5.5 Roof Armour - Proof of Compliance

	Found in Document Name/Title	Page Number
5.5.1		
5.5.2		
5.5.3		
5.5.4		

5.6 Vehicle Body Reinforcement - Proof of Compliance

	Found in Document Name/Title	Page Number
5.7.a		
5.7.b		
5.7.c		
5.7.d		
5.7.e		
5.7.f		

5.7 Fuel tank - Proof of Compliance

	Found in Document Name/Title	Page Number
Protection		
Fuel Lines		

5.8 Armoured Covered Service |Points - Proof of Compliance

	Found in Document Name/Title	Page Number
5.9		
Removal Time		

5.9 Finish - Proof of Compliance

	Found in Document Name/Title	Page Number
Surfaces		
Carpeted areas		
Carpet Overlap		

8.0 Certification- Proof of Compliance

	Found in Document Name/Title	Page Number
8.1		
8.2		
8.3		

DEFINITIONS

The following definitions apply to the interpretation of this Technical Information Questionnaire:

- (a) "Equivalent" - A standard, means, or component type, which has been accepted by the Technical Authority as meeting the specified requirements for form, fit, function and performance.
- (b) "Proof of Compliance" is defined as an unaltered document, such as a brochure and/or technical literature and/or a third party test report provided by a nationally and/or internationally recognized testing facility and/or a report generated by a nationally and/or internationally recognized third party software. The document must provide detailed information on each performance requirement and/or specification. Where a document submitted as Proof of Compliance does not cover all the performance requirements and/or specifications or when no such document is available or when modifications to the original equipment or customization are required to achieve the performance requirements and/or specifications, a Certificate of Attestation (as a separate document) signed by a senior engineer representing the Original Equipment Manufacturer (OEM) detailing the modifications and how they meet the performance requirements and/or specifications must be provided. The certificate must detail all performance requirements and/or specifications required to substantiate compliance. One certificate can be provided for one or all performance requirements and/or specifications.

ANNEX “D”

to

PART 3 OF THE REQUEST FOR STANDING OFFERS

ELECTRONIC PAYMENT INSTRUMENTS

The Offeror accepts to be paid by any of the following Electronic Payment Instrument(s):

- ☐ Direct Deposit (Domestic and International);
- ☐ Electronic Data Interchange (EDI);
- ☐ Wire Transfer (International Only);

ANNEX “E “

to

PART 5 OF THE REQUEST FOR STANDING OFFERS

FEDERAL CONTRACTORS PROGRAM FOR EMPLOYMENT EQUITY - CERTIFICATION

I, the Offeror, by submitting the present information to the Standing Offer Authority, certify that the information provided is true as of the date indicated below. The certifications provided to Canada are subject to verification at all times. I understand that Canada will declare an offer non-responsive, or may set-aside a Standing Offer, or will declare a contractor in default, if a certification is found to be untrue, whether during the offer evaluation period, during the Standing Offer period, or during the contract period. Canada will have the right to ask for additional information to verify the Offeror's certifications. Failure to comply with any request or requirement imposed by Canada may render the Offer non-responsive, may result in the Standing Offer set-aside or constitute a default under the Contract.

For further information on the Federal Contractors Program for Employment Equity visit Employment and Social Development Canada (ESDC) – Labour's website.

Date: _____(YYYY/MM/DD) (If left blank, the date will be deemed to be the RFSO closing date.)

Complete both A and B.

A. Check only one of the following:

- ☐ A1. The Offeror certifies having no work force in Canada.
- ☐ A2. The Offeror certifies being a public sector employer.
- ☐ A3. The Offeror certifies being a federally regulated employer being subject to the Employment Equity Act.
- ☐ A4. The Offeror certifies having a combined work force in Canada of less than 100 permanent full-time and/or permanent part-time employees.
- A5. The Offeror has a combined workforce in Canada of 100 or more employees; and
 - ☐ A5.1 The Offeror certifies already having a valid and current Agreement to Implement Employment Equity (AIEE) in place with ESDC-Labour.

OR

- ☐ A5.2. The Offeror certifies having submitted the Agreement to Implement Employment Equity (LAB1168) to ESDC-Labour. As this is a condition to issuance of a standing offer, proceed to completing the form Agreement to Implement Employment Equity (LAB1168), duly signing it, and transmit it to ESDC-Labour.

B. Check only one of the following:

☐ B1. The Offeror is not a Joint Venture.

OR

☐ B2. The Offeror is a Joint venture and each member of the Joint Venture must provide the Standing Offer Authority with a completed annex Federal Contractors Program for Employment Equity - Certification. (Refer to the Joint Venture section of the Standard Instructions)