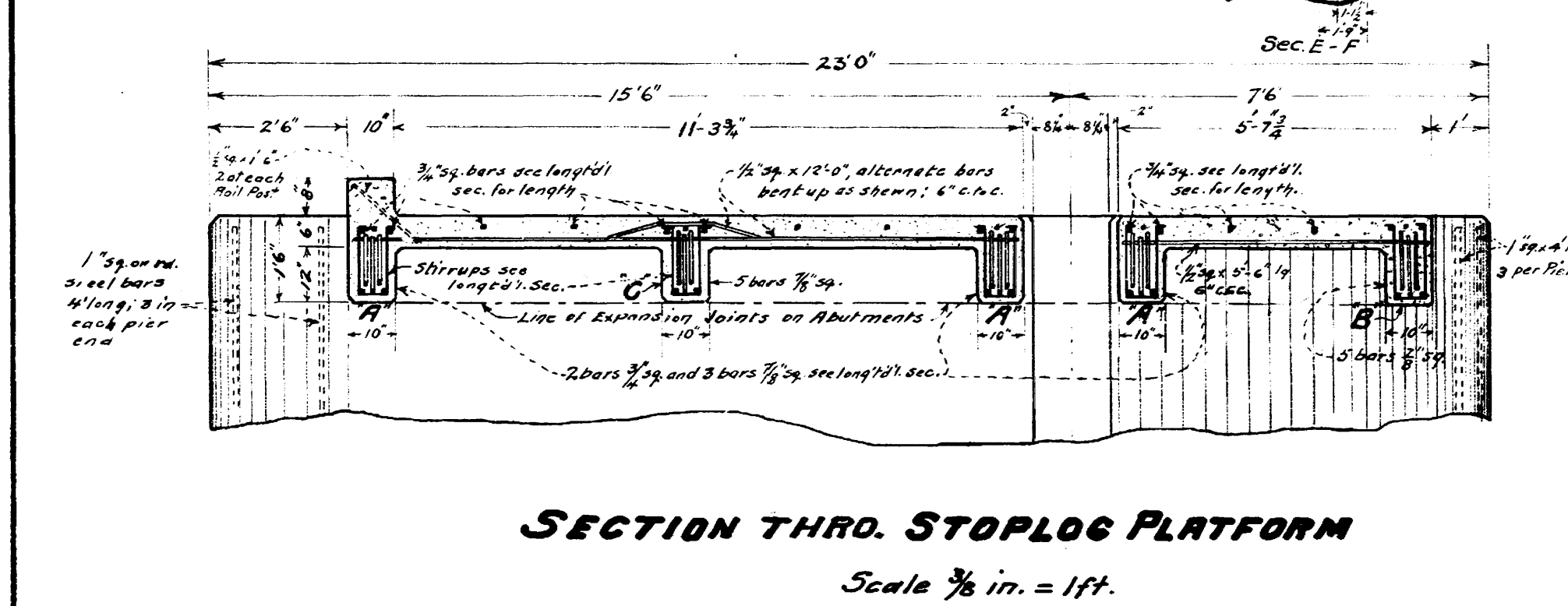
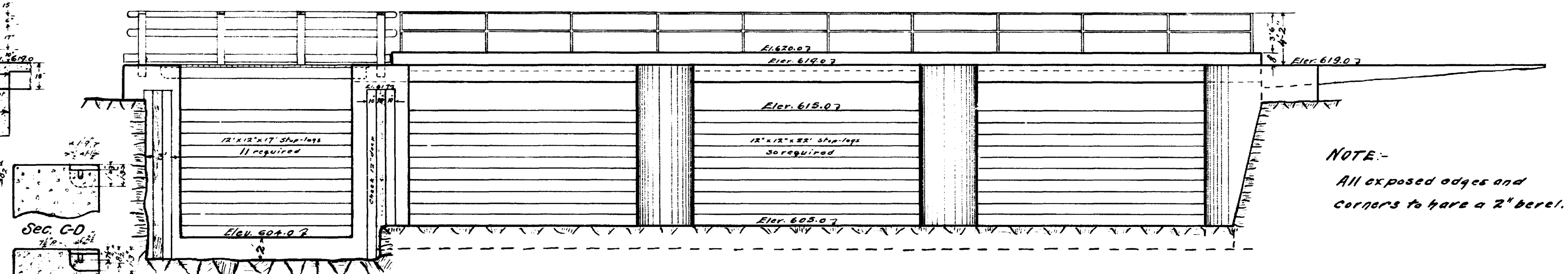
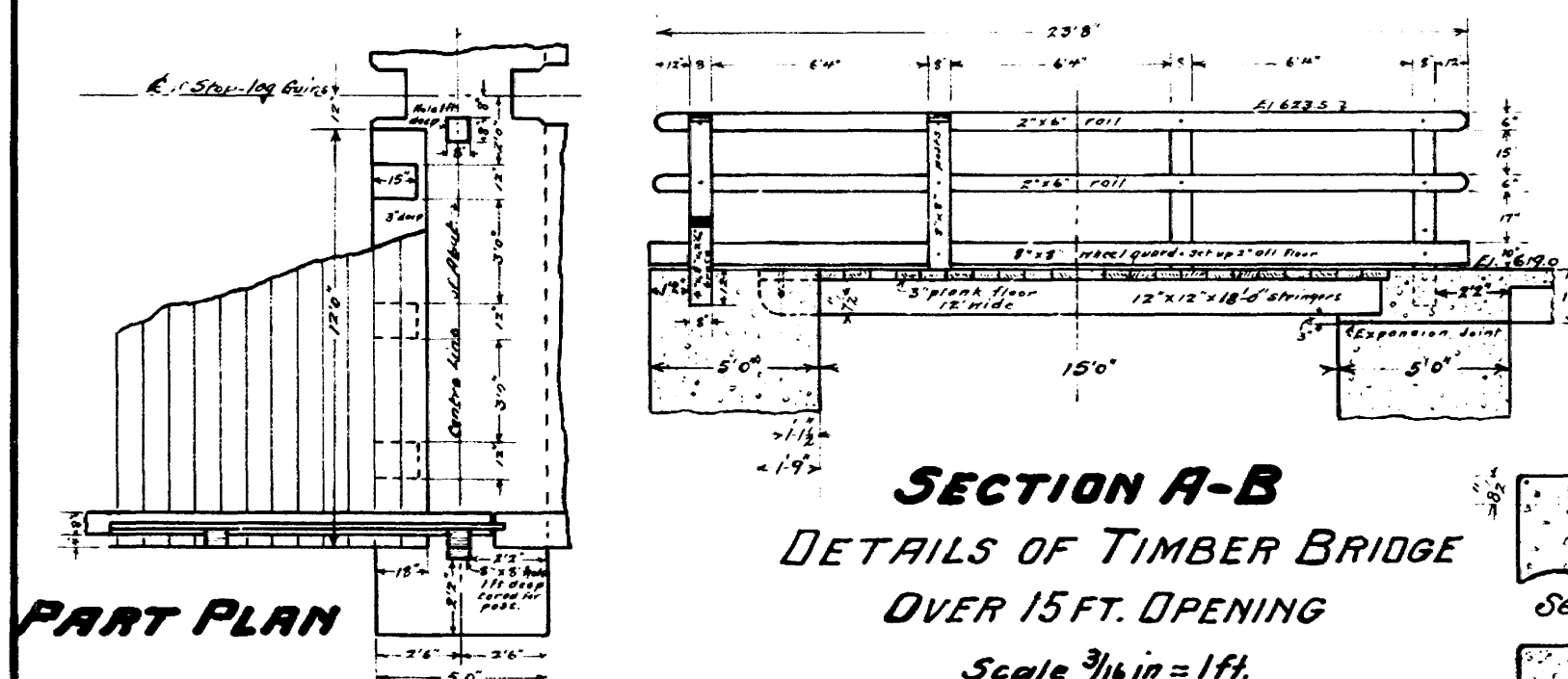

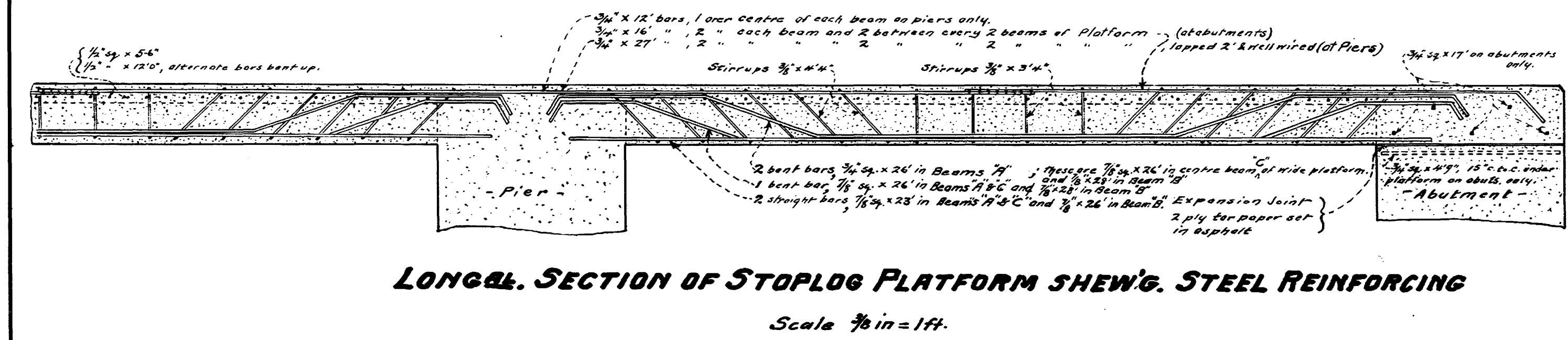
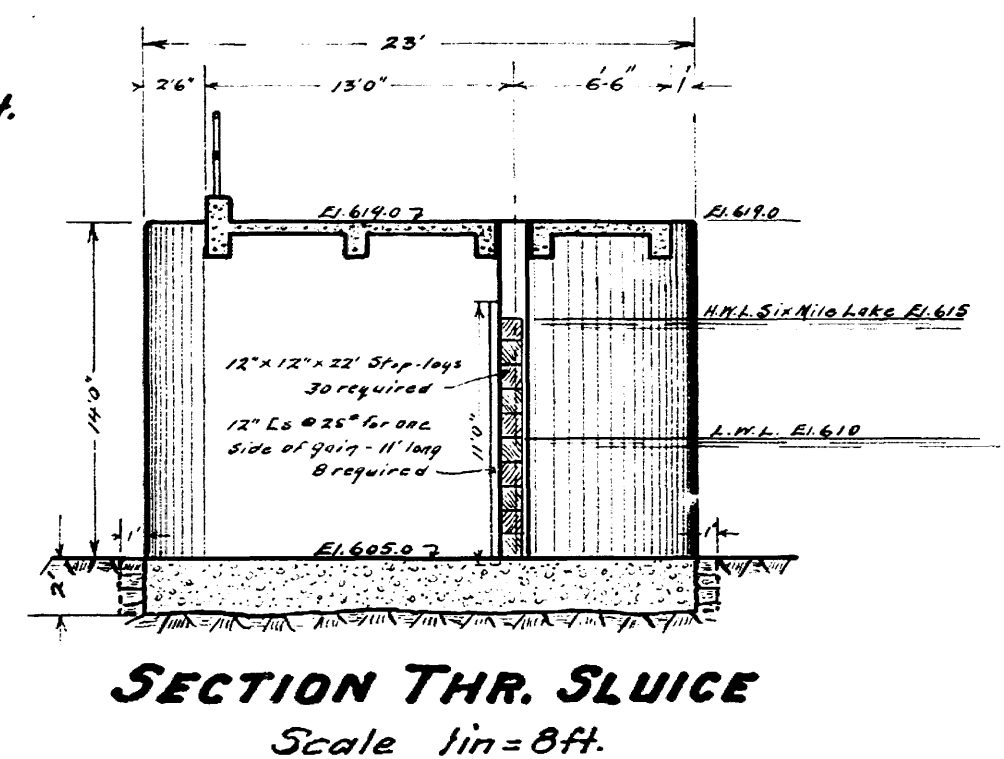
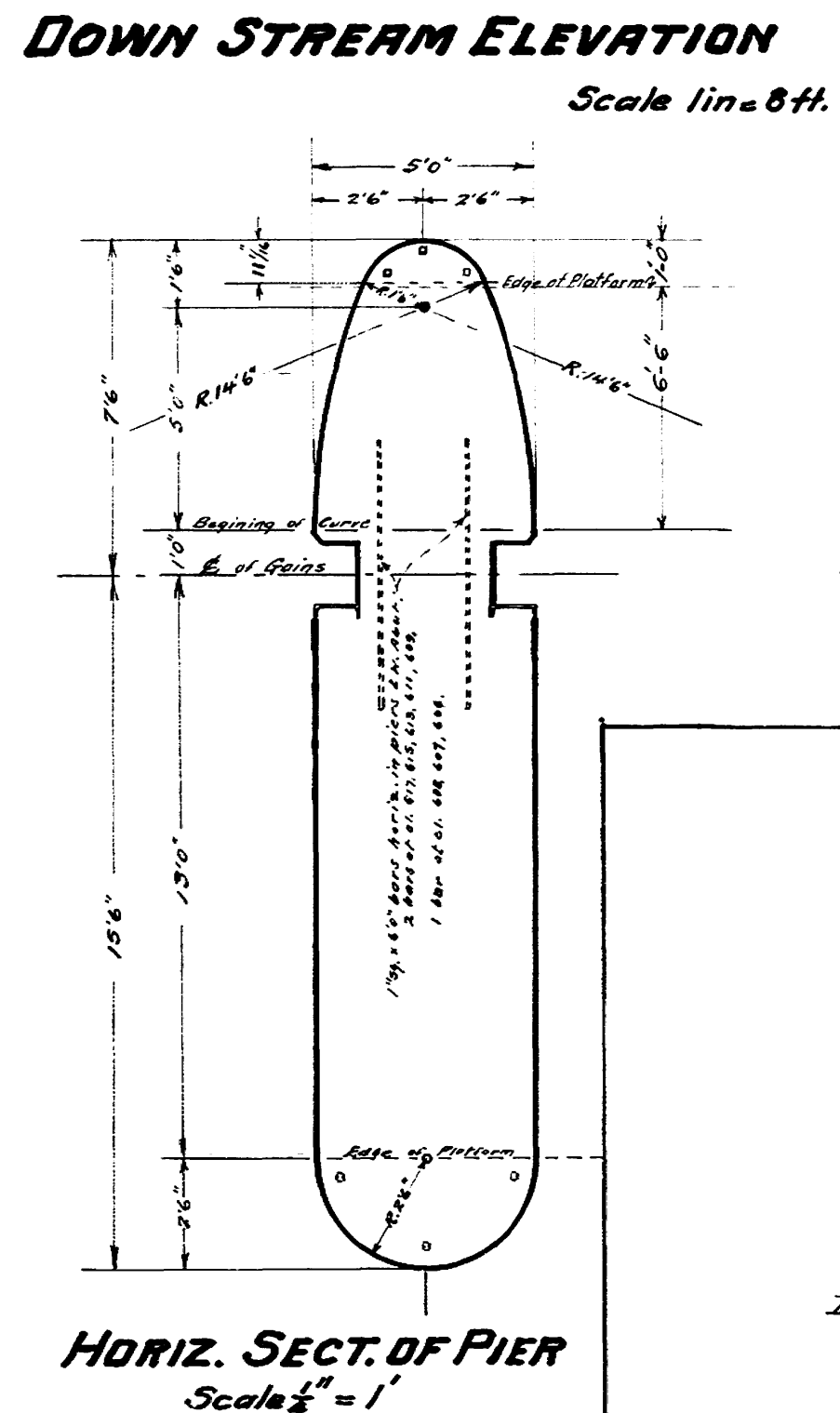


BILL OF MATERIAL FOR TIMBER BRIDGE					
PIECE	SIZE	AMOUNT	PIECE	SIZE	AMOUNT
Stringers	12" x 12" x 18' 0"	3 req'd.	Post braces	4" x 8" x 2' 6"	4 req'd.
Flooring	3" x 10" x 12' 0"	660 ft. sq.	Dolls	1/2" x 16", 2x4s	4 "
Wheel guard	8" x 8"	48 lin. ft.	"	1/2" x 12", "	12 "
Rails	2" x 6"	96 "	"	1/2" x 8", "	16 "
Posts	8" x 8" x 5' 6"	4 req'd.	Nails	6"	25 lbs.
"	8" x 8" x 4' 6"	4 "			



BILL OF STEEL			
Location	Dimensions	Nº	Form
Top beams, over piers	3/4" sq. x 12' 0"	10	Straight
Top beams & plat. at abuts.	3/4" " x 16' 0"	32	"
" " over piers	3/4" " x 27' 0"	32	"
Beams "A"	1/2" " x 26' 0"	18	bent
Beams "A & C"	1/2" " x 26' 0"	12	"
Centre beam "C"	1/2" " x 26' 0"	6	"
Beams "A & C"	1/2" " x 23' 0"	24	Straight
Beam "B"	1/2" " x 28' 0"	9	Bent
Beam "B"	1/2" " x 26' 0"	5	Straight
Beams (stirrups)	3/4" " x 4' 4"	180	bent
" (")	3/4" " x 3' 4"	60	"
Platform at abuts.	3/4" " x 17' 0"	10	Straight
Abutments	3/4" " x 4' 9"	26	"
Noses of Piers & Abut.	1" " x 4' 0"	24	"
Piers & Head Abut.	1" " x 6' 0"	39	"
Rail Parapet or Footing	1/2" " x 1' 8"	22	"
Platform	1/2" " x 12' 0"	120	as Bent, 60 Str.
"	1/2" " x 5' 6"	120	Straight



**TRENT CANAL
SEVERN DIVISION
SECTION No. 1
PLAN FOR DAM
AT
WHITE'S PORTAGE**

Division Engineers Office
Orillia 26th June 1918
R. E. E.
Division Engineer

R. E. E.
Sept. 29/18