
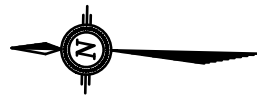
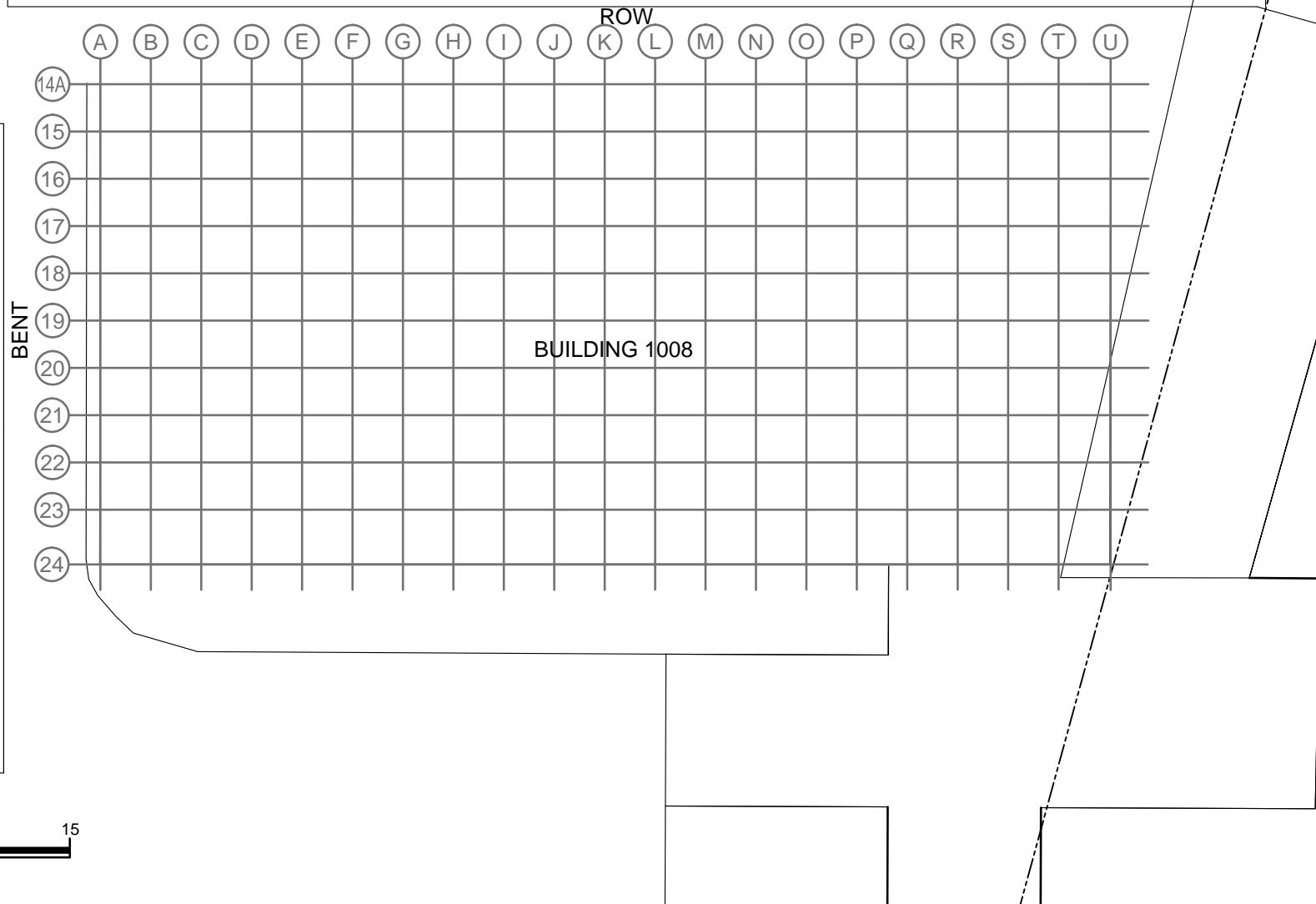


AERIAL VIEW

DRAWING NOTES
 ■ PILE POSITIONS ARE APPROXIMATED FROM FTI INSPECTION DRAWINGS.
 ■ ORIGINAL DRAWING TAKEN FROM SCH TRANSFER PLAN.



BUILDING 1007



BUILDING 1008

BUILDING 1008 REPAIR TABLE

ITEM	QTY	UNITS	BENT	ROW	EXISTING TIMBER SIZE			REPAIR METHOD
					VERTICAL (in)	HORIZONTAL (in)	LENGTH (ft)	
CAP	1	EA	21	A	12	12	34	INSTALL 12"x12"x4" CORBEL AT 21A USING A 12"x12"x34" TIMBER, CUT TO 4'
STRINGER	1	EA	19-22	Q-5-R	12	3	34	REPLACE STRINGER WITH 6"x12"x34" TIMBERS, CUT TO SUIT.
STRINGER	6	EA	19-20	H-5-L-5	12	3	34	REPLACE STRINGER WITH 6"x12"x34" TIMBERS, CUT TO SUIT.
STRINGER	5	EA	19-20	B-9-D	12	3	34	REPLACE STRINGER WITH 6"x12"x34" TIMBERS, CUT TO SUIT.
DECKING	772	M ²	18-22	A-U	2.5 - 3.5	10.75 - 11.5	4 - 26	REPLACE DECKING WITH 3"x12" TIMBERS. STAGGER USING 16', 20' AND 26' LENGTHS. CUT TO SUIT, WHERE REQUIRED.

DO NOT SCALE DRAWINGS

Revision/Revision	Description/Description	Date/Date

Client/Client

**Fisheries & Oceans Canada
Small Craft Harbours Branch
Pacific Division**

200 - 401 Burrard Street
Vancouver, Canada, V6C 3S4

Project Title/Titre du projet

**STEVESTON GULF
WHARF 404 RECONSTRUCTION**

Approved by/Approuvé par
M.B.

Designed by/Concept par
J.A.

Drawn by/Dessiné par
WSL

PWOSC Project Manager/Administrateur de Projets TPSC

PWOSC, Architectural and Engineering Resources Manager/
Ressources Architectural et de Directeur d'Ingénierie, TPSC

Client/Client

Drawing Title/Titre du dessin

**GENERAL ARRANGEMENT
WHARF RECONSTRUCTION UNDER
BUILDING 1008**

Project No./No. du projet	Sheet/Feuille	Revision no./ La Révision no.
S-WR	001	OF

S-WR 001 OF

