






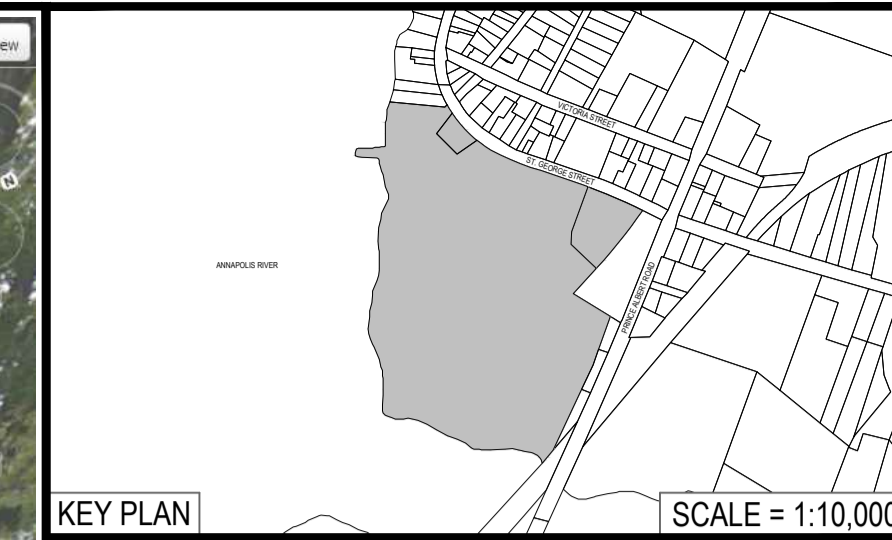
PANEL 1
scale = 1:75




PANEL 2 & 3
scale = 1:75




PANEL 4, 5 & 6
scale = 1:75




PANEL 7 & 8
scale = 1:75




PANEL 9, 10 & 11
scale = 1:75



PANEL 12, 13 & 14
scale = 1:75



PANEL 15, 16 & GATE
scale = 1:75



PANEL 17 & 18
scale = 1:75



PANEL 19
scale = 1:75

NO.	DESCRIPTION	DATE
04	ISSUED FOR TENDER	JULY 18, 2016
03	RS4 SUBMISSION FOR TENDER REVIEW	JUNE 3, 2016
02	RS4 SUBMISSION FOR REVIEW	APRIL 22, 2016
01	ISSUED FOR RS2	MARCH 24, 2016

ekistics plan+design
1 Starr Lane, Dartmouth, NS B2Y 4V7
902.461.2525 www.ekistics.net
Landscape Architecture | Engineering | Architecture

CLIENT
PARKS CANADA

PROJECT
FORT ANNE NATIONAL HISTORIC SITE
ANNAPOLIS ROYAL, NOVA SCOTIA

SHEET DESCRIPTION
**FENCE RECONSTRUCTION
PANEL LOCATIONS**

SCALE	DATE	SHEET
1:75	2016/07/18	L-101
DRAWN DJH	CHECKED TG	PROJECT NO. 16-019

PLEASE NOTE: THE LINE WORK INDICATED ON THIS PLAN IS FOR REFERENCE ONLY. IT IS NOT SURVEY ACCURATE IN ANY WAY.

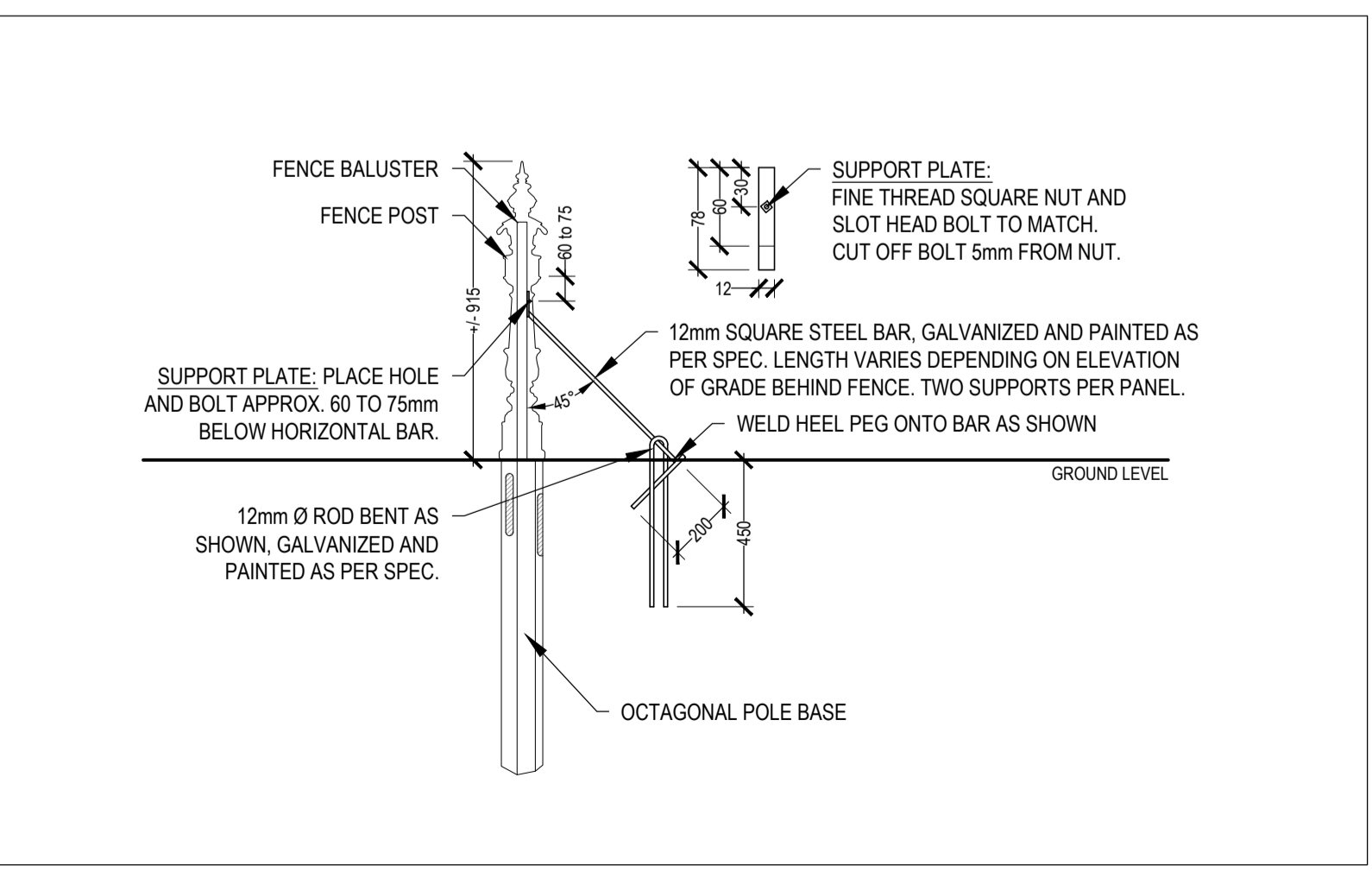
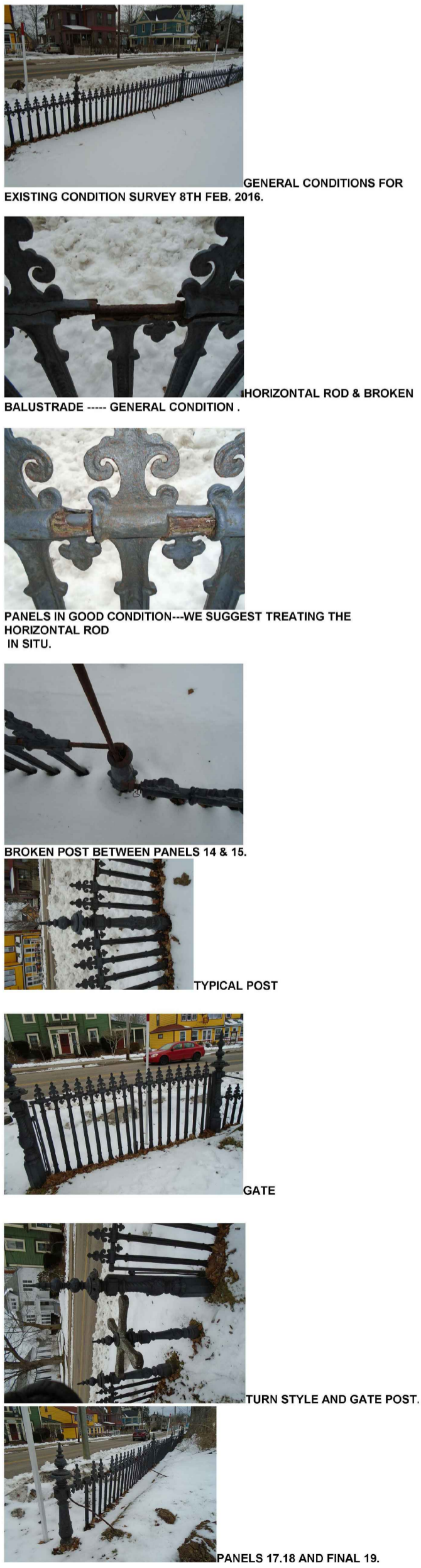
KEY PLAN SCALE = 1:10,000



Ft. Anne, Annapolis Royal NHS Cemetery Fence.

NOTE: Panel 1 is at the Courthouse side of the cemetery

Panel #	BALUSTRADES	HORIZONTAL ROD	CENTRE SUPPORT	GENERAL COMMENT
1	24 good cond.	Good cond.	OK	Panels 1, 2 & 3 were taken apart and re-installed approx. 8 yrs ago by Park staff.
2	24 good cond.	Good cond.	OK	
3	24 good cond.	Good cond.	OK	
4	24 good cond.	Poor cond.	OK	Panel in good condition however horizontal rod needs to be scraped, sealed and painted (in situ.)
5	24 good cond.	Poor cond.	Into a tree needs to be removed and re set.	Same comment as above.
6	24 good cond.	Poor cond.	Loose. Needs reconnected.	Same comment as above.
7	3 broken and 1 cracked.	v. poor condition	Into a tree needs to be removed and re set.	Remove panel and dismember, treat and re assemble using new rod. & replaced balustrades.
8	1 broken, 1 cracked and 1 partially cracked.	v. poor condition	Loose.	Remove panel and dismember, treat and re assemble using new rod. & replaced balustrades. Panel is bent.
9	1 broken, 3 cracked	v. poor condition	loose	Remove panel and dismember, treat and re assemble using new rod. & replaced balustrades.
10	24 good condition	Reasonable. see comments	loose	Panel in good condition however horizontal rod needs to be scraped, sealed and painted (in situ.)
11	3 broken, 1 cracked.	v. poor condition	Need to replace.	Remove panel and dismember, treat and re assemble using new rod. & replaced balustrades.
12	2 broken, 1 cracked	Poor condition	OK	Remove panel— dismember, treat and re assemble using new rod and replace balustrades.
13	4 broken, 1 cracked	Poor condition	OK	Remove panel— dismember, treat and re assemble using new rod and replace balustrades.
NOTE				Post between panels 13 and 14 has shifted.
14	24 good condition	Reasonable: see comments	OK Large tree stump behind.	Panel and rod could be scraped, treated and sealed etc. (in situ.)
NOTE				Post between Panels 14 and 15 completely broken.
15	24 good condition	Reasonable; see comments	Small tree stump. Remove centre support and relocate.	Panel and rod could be scraped, treated and sealed etc. (in situ.) Will have to reconnect S. side to new post.
NOTE				Post between Panels 15 and 16 has 2 small cracks. Care needed when re setting.
16	1 broken	Reasonable	NO centre support.	Panel v. close to large tree. Remove panel— dismember, treat and re assemble using new rod and replace balustrade.
GATE	8 balustrades per side. All in good cond.	Both rods in good condition.	Remove support rod from S. gate post and tree. Reset in other location.	2 gate posts in excellent condition. 2 gate panels could be treated in situ.
TURN Style	7 broken	v. poor cond.	Goes into tree.	In good condition. Clean and treat wooden X bars. This panel is very close to a large tree. Panel is bent. Remove panel— dismember, treat and re assemble using new rod and replace balustrades.
18	2 broken, 1 cracked.	v. poor cond.	loose	Remove panel— dismember, treat and re assemble using new rod and replace balustrades.
19	6 broken, 3 cracked	v. poor condition.	loose	Remove panel— dismember, treat and re assemble using new rod and replace balustrades.
NOTE				Final post— (Town side) in good condition.



NO.	DESCRIPTION	DATE
04	ISSUED FOR TENDER	JULY 18, 2016
03	RS4 SUBMISSION FOR TENDER REVIEW	JUNE 3, 2016
02	RS4 SUBMISSION FOR REVIEW	APRIL 22, 2016
01	ISSUED FOR RS2	MARCH 24, 2016

ekistics plan+design
 1 Starr Lane, Dartmouth, NS B2Y 4V7
 902.461.2525 www.ekistics.net

Landscape Architecture | Engineering | Architecture

CLIENT
PARKS CANADA

PROJECT
FORT ANNE NATIONAL HISTORIC SITE
 ANNAPOLIS ROYAL, NOVA SCOTIA

SHEET DESCRIPTION
FENCE RECONSTRUCTION PLAN, NOTES AND DETAILS

SCALE	DATE	SHEET
1:75	2016/07/18	L-102
DRAWN	CHECKED	PROJECT NO.
DJH	TG	16-019