

FISHERIES AND OCEANS

SITWORKS
MAKKOVIK, NL

F6879-167009
ISSUED FOR TENDER

DATE: SEPTEMBER 5, 2016

CLIENT/OWNER:
DEPARTMENT OF FISHERIES & OCEANS,
REAL PROPERTY, SAFETY & SECURITY


PRIME CONSULTANTS:
AFN ENGINEERING INC.





EXISTING SITE PLAN - MAKKOVIK

PROVINCE OF NEWFOUNDLAND AND LABRADOR
PERMIT HOLDER
 This Permit Allows
 PROGRESSIVE ENGINEERING & CONSULTING INC.
 To practice Professional Engineering in Newfoundland and Labrador. Permit No. as issued by PEG, N0566 which is valid for the year 2016



- NOTES:**
1. CONTRACTOR MUST VERIFY ALL DIMENSIONS AND CONDITIONS ON SITE BEFORE PROCEEDING WITH ANY PORTION OF THIS WORK.
 2. CONTRACTOR IS RESPONSIBLE FOR THE COORDINATION OF THE PLACEMENT OF THE WORK OF ALL TRADES. IF ANY CONFLICTS OCCUR, NOTIFY OWNER PRIOR TO INSTALLATION.
 3. DO NOT SCALE FROM DRAWINGS.

LEGEND	
SYMBOL	DESCRIPTION
	MONUMENT
	EXISTING SANITARY SEWER MAIN
	EXISTING MANHOLE
	EXISTING STORM SEWER MAIN
	EXISTING WATERMAIN
	POLE
	EXISTING CULVERT
	SLOPED EMBANKMENT
	DITCH
	ROAD SIGNS
	100.00 EXISTING ELEVATION

0	ISSUED FOR TENDER	05/09/16	J.P.P.	D.M.
no.	revision	date	by	approved
no.	revision	date	par	approuvé

Project - projet

SITWORKS
MAKKOVIK, NL


Drawing - dessin

EXISTING SITE PLAN

drawn - dessine	J.P.P.	designed - dessine par	J.P.P.
date - date	AUGUST, 2016	checked - vérifié	J.P.
scale - échelle	AS SHOWN	approved for tender - approuvé pour l'offre	D.M.
project no. - projet no.	F6879-167009	drawing no. - no du dessin	1300301D001C1
		sheet - feuille	C1

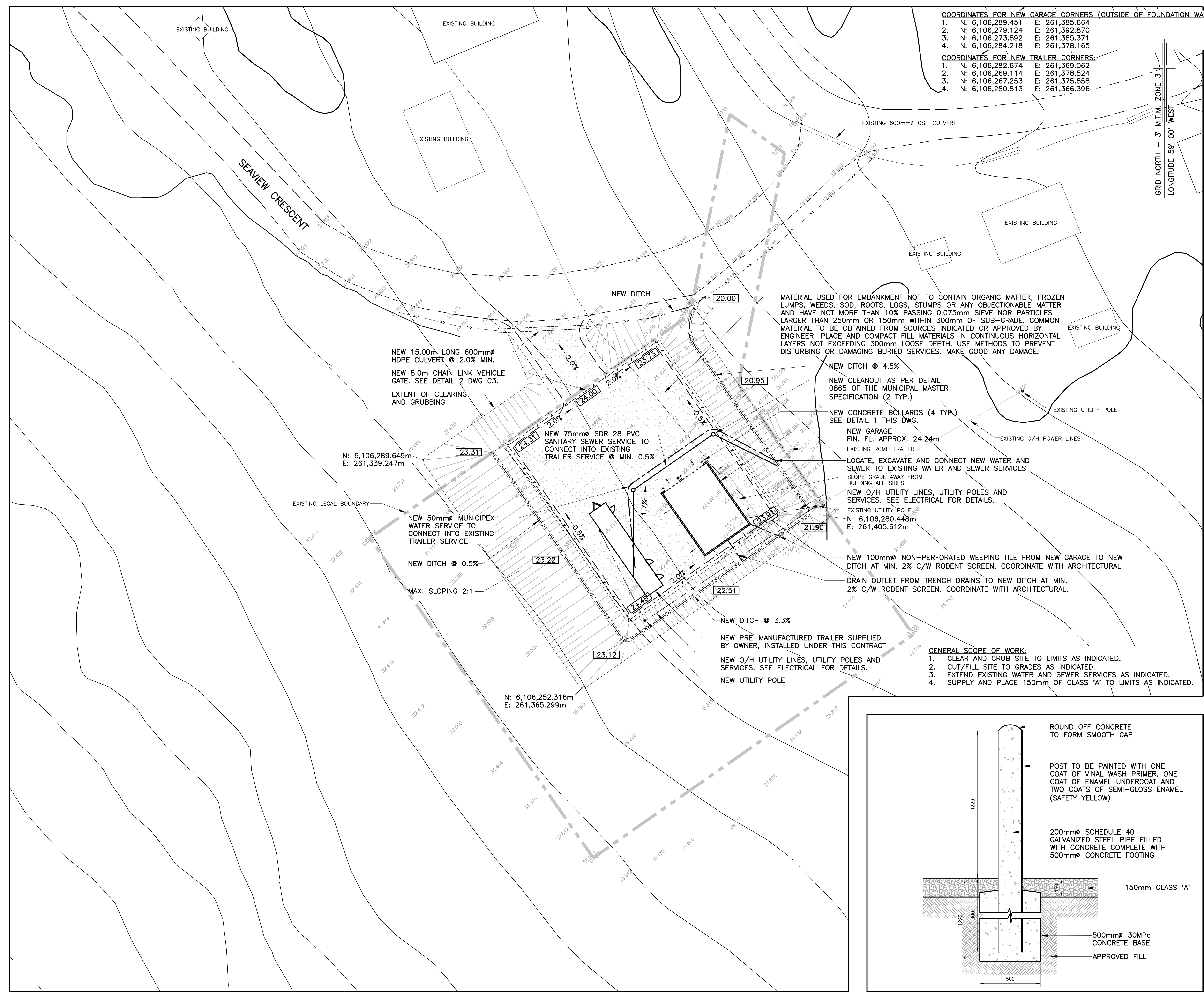
PROVINCE OF NEWFOUNDLAND AND LABRADOR
PERMIT HOLDER
 This Permit Allows
 PROGRESSIVE ENGINEERING & CONSULTING INC.

To practice Professional Engineering in Newfoundland and Labrador, Permit No. as issued by PEG No566 which is valid for the year 2016

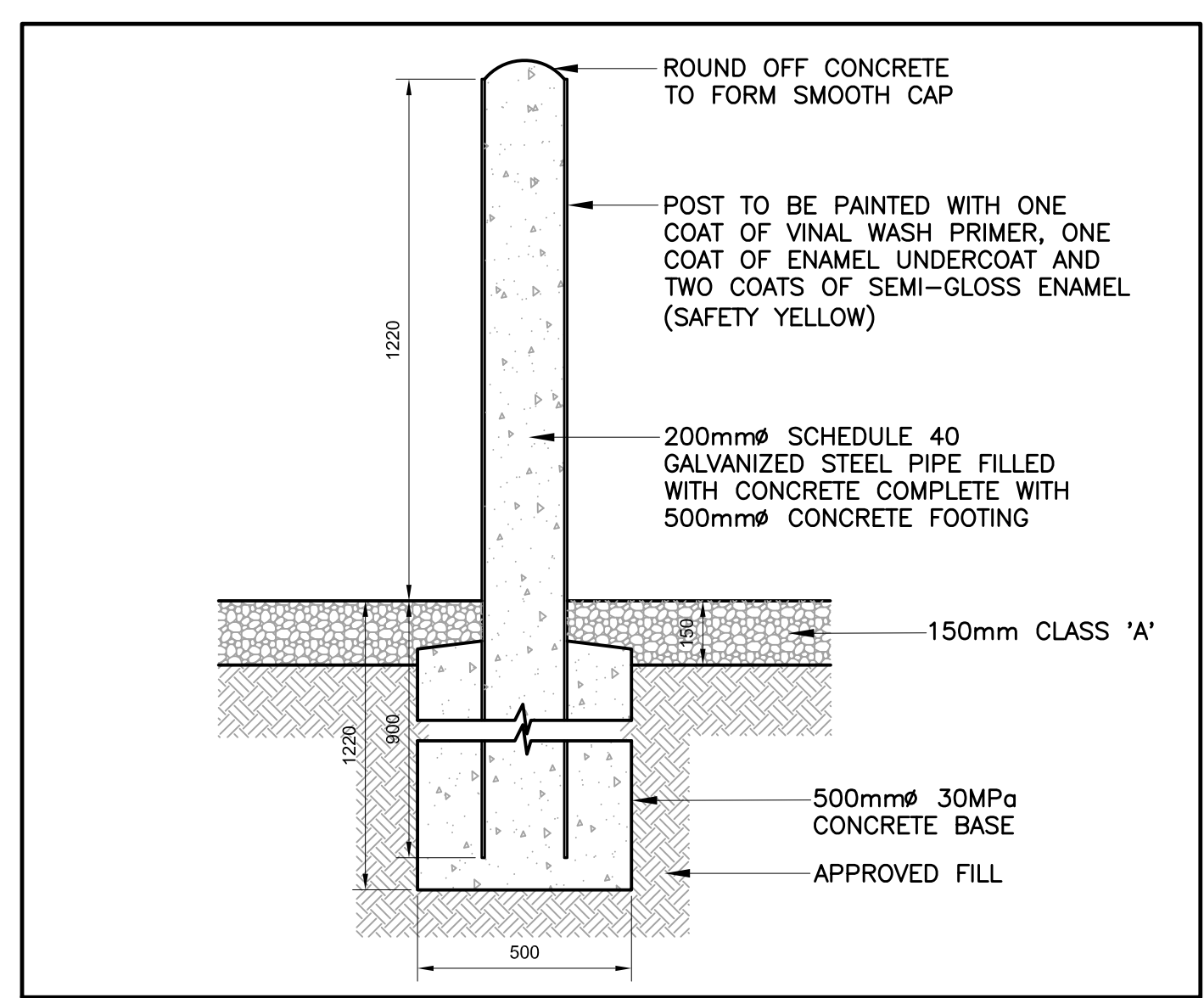


- NOTES:**
- CONTRACTOR MUST VERIFY ALL DIMENSIONS AND CONDITIONS ON SITE BEFORE PROCEEDING WITH ANY PORTION OF THIS WORK.
 - CONTRACTOR IS RESPONSIBLE FOR THE COORDINATION OF THE PLACEMENT OF THE WORK OF ALL TRADES. IF ANY CONFLICTS OCCUR, NOTIFY OWNER PRIOR TO INSTALLATION.
 - DO NOT SCALE FROM DRAWINGS.
 - UNLESS NOTED OTHERWISE, ALL DIMENSIONS ARE STATED IN MILLIMETERS.

LEGEND	
SYMBOL	DESCRIPTION
	MONUMENT
	EXISTING SANITARY SEWER MAIN
	EXISTING MANHOLE
	EXISTING STORM SEWER MAIN
	EXISTING WATERMAIN
	POLE
	EXISTING CULVERT
	SLOPED EMBANKMENT
	DITCH
	ROAD SIGNS
	EXISTING ELEVATION




NEW SITE PLAN – MAKKOVIK
 0 5 10 15m



BOLLARD DETAIL
 0 100 200 300 400 500 700mm

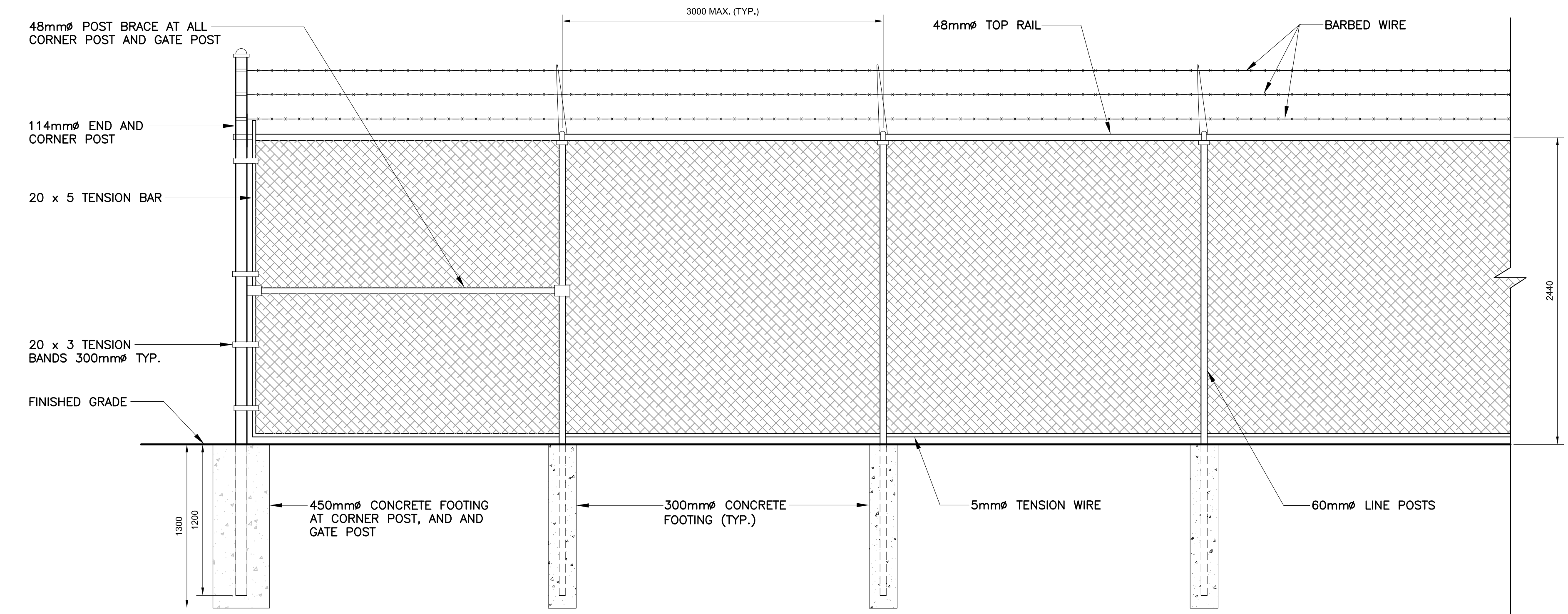
0	ISSUED FOR TENDER	05/09/16	J.P.P.	D.M.
no.	revision	date	by	approved
no.	revision	date	par	approve
Project – projet				
SITWORKS MAKKOVIK, NL				
Drawing – dessin				
NEW SITE PLAN				
drawn – dessine	designed – dessinée par			
J.P.P.	J.P.P.			
date – date	checked – vérifié			
AUGUST, 2016	J.P.			
scale – échelle	approved for tender – approuvé pour l'offre			
AS SHOWN	D.M.			
project no. – projet no.	drawing no. – no du dessin	sheet – feuille		
F6879-167009	1300301D001C2	C2		

PROVINCE OF NEWFOUNDLAND AND LABRADOR
PERMIT HOLDER
 This Permit Allows
 PROGRESSIVE ENGINEERING & CONSULTING INC.
 To practice Professional Engineering in Newfoundland and Labrador.
 Permit No. as issued by PEG No566 which is valid for the year 2016

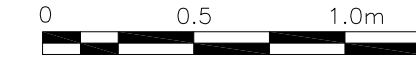


- NOTES:**
- CONTRACTOR MUST VERIFY ALL DIMENSIONS AND CONDITIONS ON SITE BEFORE PROCEEDING WITH ANY PORTION OF THIS WORK.
 - CONTRACTOR IS RESPONSIBLE FOR THE COORDINATION OF THE PLACEMENT OF THE WORK OF ALL TRADES. IF ANY CONFLICTS OCCUR, NOTIFY OWNER PRIOR TO INSTALLATION.
 - DO NOT SCALE FROM DRAWINGS.
 - UNLESS NOTED OTHERWISE, ALL DIMENSIONS ARE STATED IN MILLIMETERS.

NOTE:
 - ALL FENCE, POSTS AND HARDWARE TO BE GALVANIZED

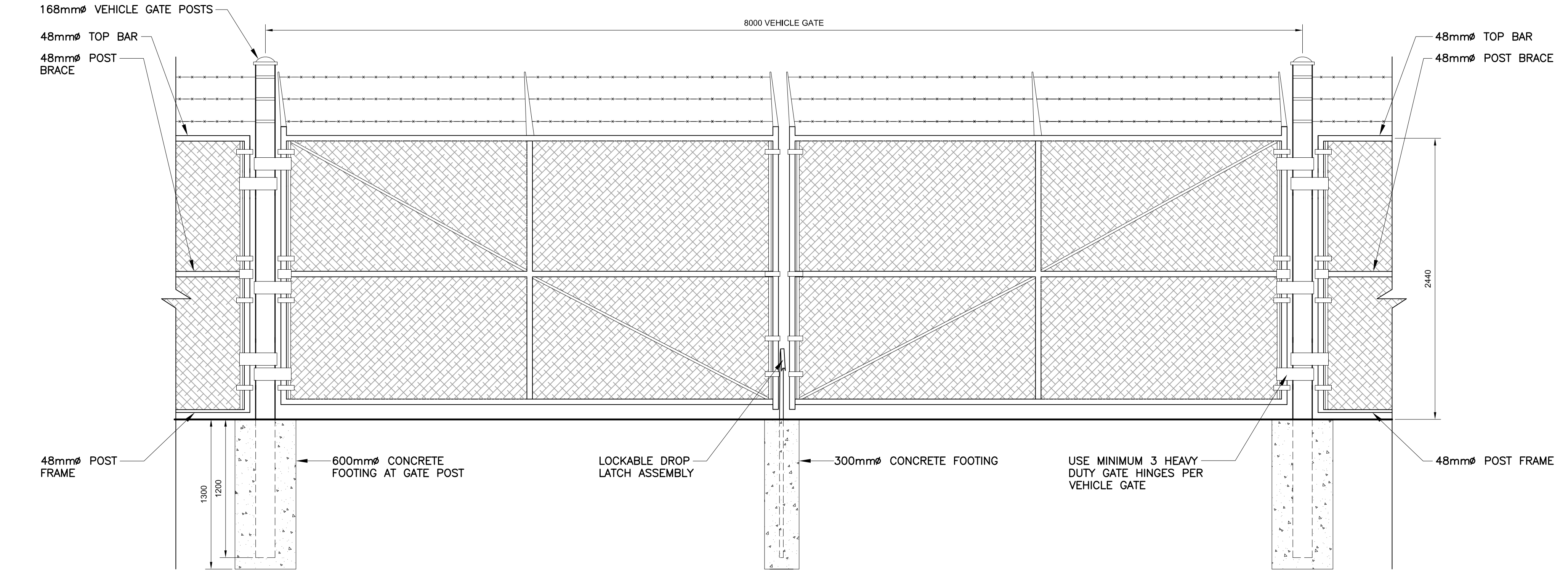


TYPICAL CHAIN LINK FENCE DETAIL




1
C2 | C3

NOTE:
 - ALL FENCE, POSTS AND HARDWARE TO BE GALVANIZED



CHAIN LINK FENCE GATES ELEVATION



2
C2 | C3

0	ISSUED FOR TENDER	05/09/16	J.P.P.	D.M.
no.	revision	date	by	approved
no.	revision	date	par	approuvé

Project - projet

SITWORKS
MAKKOVIK, NL

Drawing - dessin

FENCE DETAILS

drawn - dessiné	J.P.P.	designed - dessiné par	J.P.P.
date - date	AUGUST, 2016	checked - vérifié	J.P.
scale - échelle	AS SHOWN	approved for tender - approuvé pour l'offre	D.M.
project no. - projet no.	F6879-167009	drawing no. - no du dessin	1300301D001C3
		sheet - feuille	C3