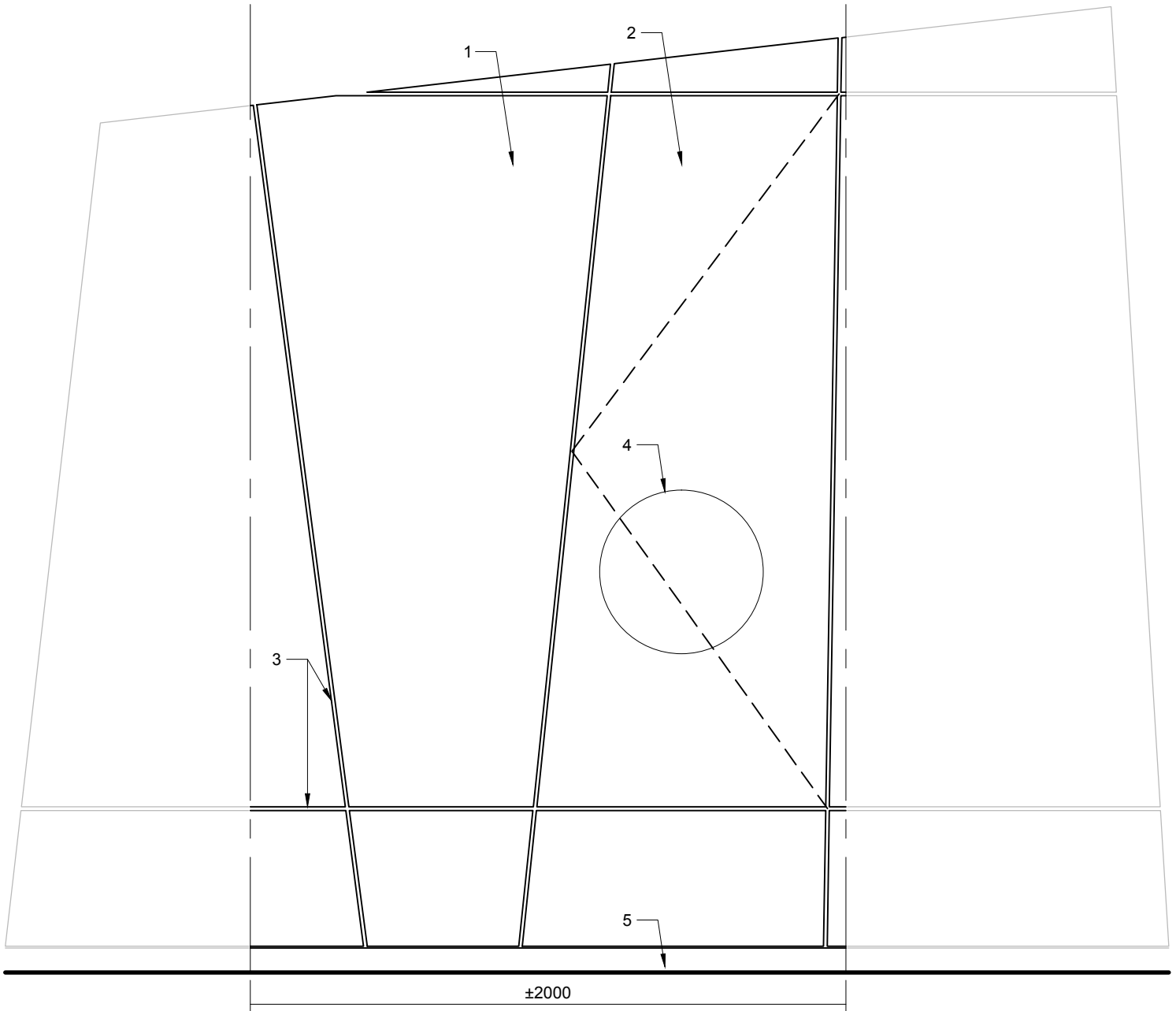


MOCK-UP MUST PRESENT AT LEAST (NON-EXHAUSTIVE) / LE MOCK-UP DOIT MONTRER AU MINIMUM (NON EXHAUSTIF):

1. EXHIBITION WALL AND HIS REMOVABLE SYSTEM / MUR D'EXPOSITION ET SON SYSTÈME AMOVIBLE
2. TYPICAL OPENING SYSTEM (ACCESS DOOR, FRONT ACCESS, ETC...) / OUVERTURE TYPIQUE D'UN PANNEAU (PORTE D'ACCÈS, ACCÈS FRONTAL, ETC...)
3. HORIZONTAL & VERTICAL JOINT / JOINTS HORIZONTAUX & VERTICAUX
4. OPENING IN THE EXHIBITION WALL + STEEL ANGLE FINISH M2 / OUVERTURE DANS LE MUR D'EXPOSITION ET FER ANGLE FINI M2
5. BASEBOARD / PLINTHE



# 1 EXHIBITION WALLS MOCK-UP

SCALE: 1:20



CLIENT



THESE DRAWINGS AND SPECIFICATIONS ONLY INDICATE DESIGN INTENT, THUS DISCLAIMING ANY LIABILITY WITH RESPECT TO ARCHITECTURAL OR ENGINEERING RESPONSIBILITY. THESE DRAWINGS ARE THE EXCLUSIVE PROPERTY OF GSMPROJECT CREATION AND CANNOT BE USED, COPIED OR REPRODUCED, IN WHOLE OR IN PART, WITHOUT WRITTEN PERMISSION. THEY MUST BE RETURNED UPON REQUEST. THE CONTRACTOR MUST VERIFY ALL DIMENSIONS WHICH APPEAR ON THE PLANS PRIOR TO STARTING WORK. GSMPROJECT CREATION MUST BE ADVISED OF ALL ERRORS, OMISSIONS OR DISCREPANCIES BETWEEN THESE DOCUMENTS AND THOSE OF OTHER PROFESSIONALS.

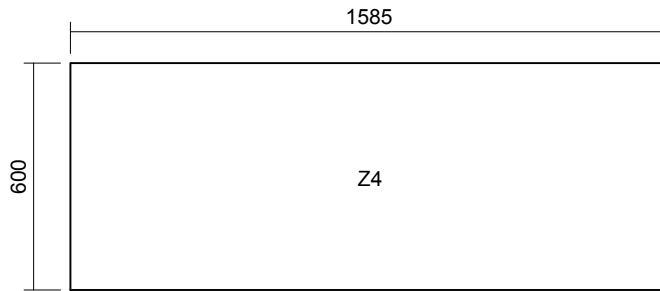
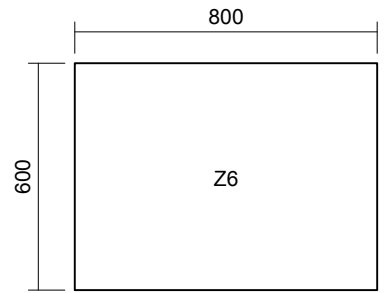
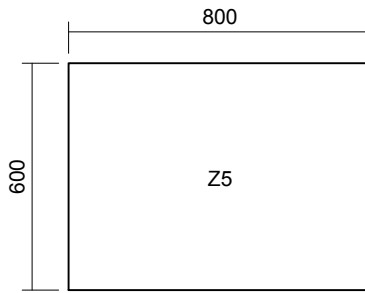
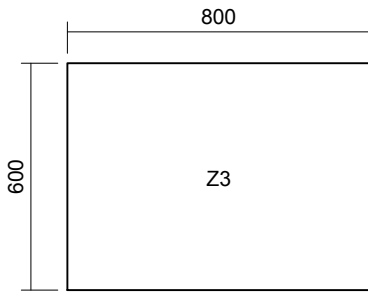
TITLE / RELATED DRAWING

MOCK-UP: EXHIBITION WALLS  
1534-SC-004-100 (SET)

DATE	PROJECT MANAGER	DRAWN BY	APPROVED BY
2016-10-03	YC	FL	FO/JPC

1534-MO-ALL-001

PROVIDE ONE SAMPLE FOR EACH ZONE. SAMPLE MUST SHOW THE COLOR OF THE ZONE. SAMPLE MUST BE PRINTED.  
 REFER TO CMN GRAPHIC DESIGNER FOR EXACT ZONE COLOR AND FILE TO PRINT.  
 FOURNIR UN ÉCHANTILLON POUR CHAQUE ZONE. L'ÉCHANTILLON DOIT MONTRER LA COULEUR DE LA ZONE. L'ÉCHANTILLON DOIT ÊTRE IMPRIMÉ.  
 SE RÉFÉRER AU DESIGNER GRAPHIQUE DE CMN POUR LA COULEUR EXACTE DE LA ZONE AINSI QUE LE FICHER À IMPRIMER.



# 1 EXHIBITION WALLS FINISHES MOCK-UP

SCALE: 1:20



CLIENT



THESE DRAWINGS AND SPECIFICATIONS ONLY INDICATE DESIGN INTENT, THUS DISCLAIMING ANY LIABILITY WITH RESPECT TO ARCHITECTURAL OR ENGINEERING RESPONSIBILITY. THESE DRAWINGS ARE THE EXCLUSIVE PROPERTY OF GSMPROJECT CREATION AND CANNOT BE USED, COPIED OR REPRODUCED, IN WHOLE OR IN PART, WITHOUT WRITTEN PERMISSION. THEY MUST BE RETURNED UPON REQUEST. THE CONTRACTOR MUST VERIFY ALL DIMENSIONS WHICH APPEAR ON THE PLANS PRIOR TO STARTING WORK. GSMPROJECT CREATION MUST BE ADVISED OF ALL ERRORS, OMISSIONS OR DISCREPANCIES BETWEEN THESE DOCUMENTS AND THOSE OF OTHER PROFESSIONALS.

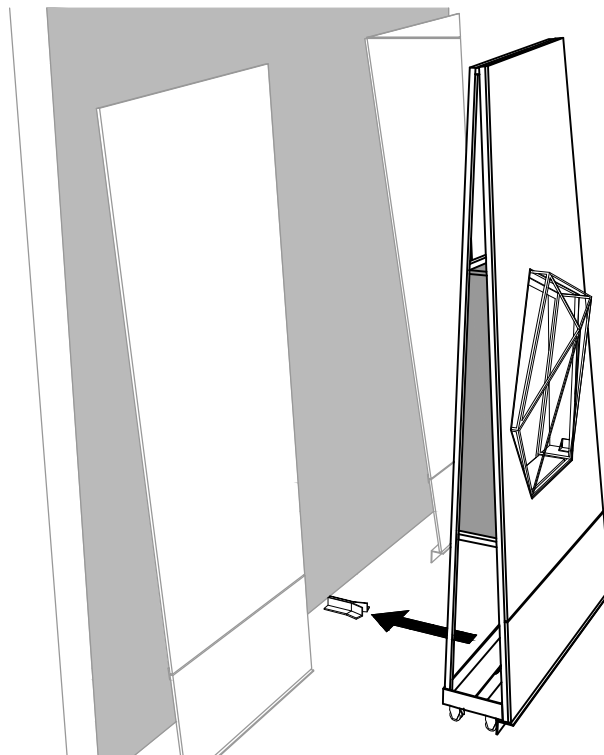
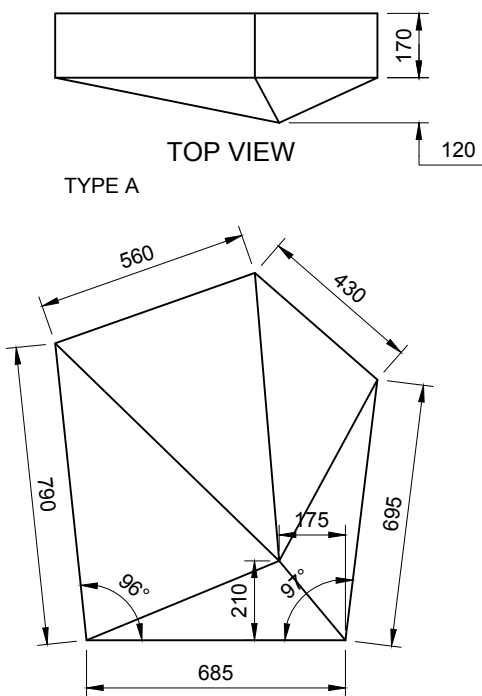
TITLE / RELATED DRAWING

MOCK-UP: EXHIBITION WALLS FINISH  
 1534-SC-004-100 / 1534-SC-004-110

DATE	PROJECT MANAGER	DRAWN BY	APPROVED BY
2016-10-03	YC	FL	FO/JPC

1534-MO-ALL-002

PROVIDE ONE COPY OF THE SHOWCASE SH-03-01 INCLUDING THE FULL SYSTEM  
 (EXHIBITION WALL, STRUCTURE, CASTER, BLACK BOX, LIGHTING, ETC...)  
 FOURNIR UN EXEMPLAIRE DE LA VITRINE SH-03-01 INCLUANT LE SYSTÈME AU COMPLET  
 (MUR D'EXPOSITION, STRUCTURE, ROULETTES, BOÎTE NOIRE, ÉCLAIRAGE, ETC...)



**1** SHOWCASE Z03-01  
SCALE: 1:20

**2** FULL SYSTEM TO PROVIDE  
SCALE: NTS



CLIENT



THESE DRAWINGS AND SPECIFICATIONS ONLY INDICATE DESIGN INTENT, THUS DISCLAIMING ANY LIABILITY WITH RESPECT TO ARCHITECTURAL OR ENGINEERING RESPONSIBILITY. THESE DRAWINGS ARE THE EXCLUSIVE PROPERTY OF GSMPROJECT CREATION AND CANNOT BE USED, COPIED OR REPRODUCED, IN WHOLE OR IN PART, WITHOUT WRITTEN PERMISSION. THEY MUST BE RETURNED UPON REQUEST. THE CONTRACTOR MUST VERIFY ALL DIMENSIONS WHICH APPEAR ON THE PLANS PRIOR TO STARTING WORK. GSMPROJECT CREATION MUST BE ADVISED OF ALL ERRORS, OMISSIONS OR DISCREPANCIES BETWEEN THESE DOCUMENTS AND THOSE OF OTHER PROFESSIONALS.

TITLE / RELATED DRAWING

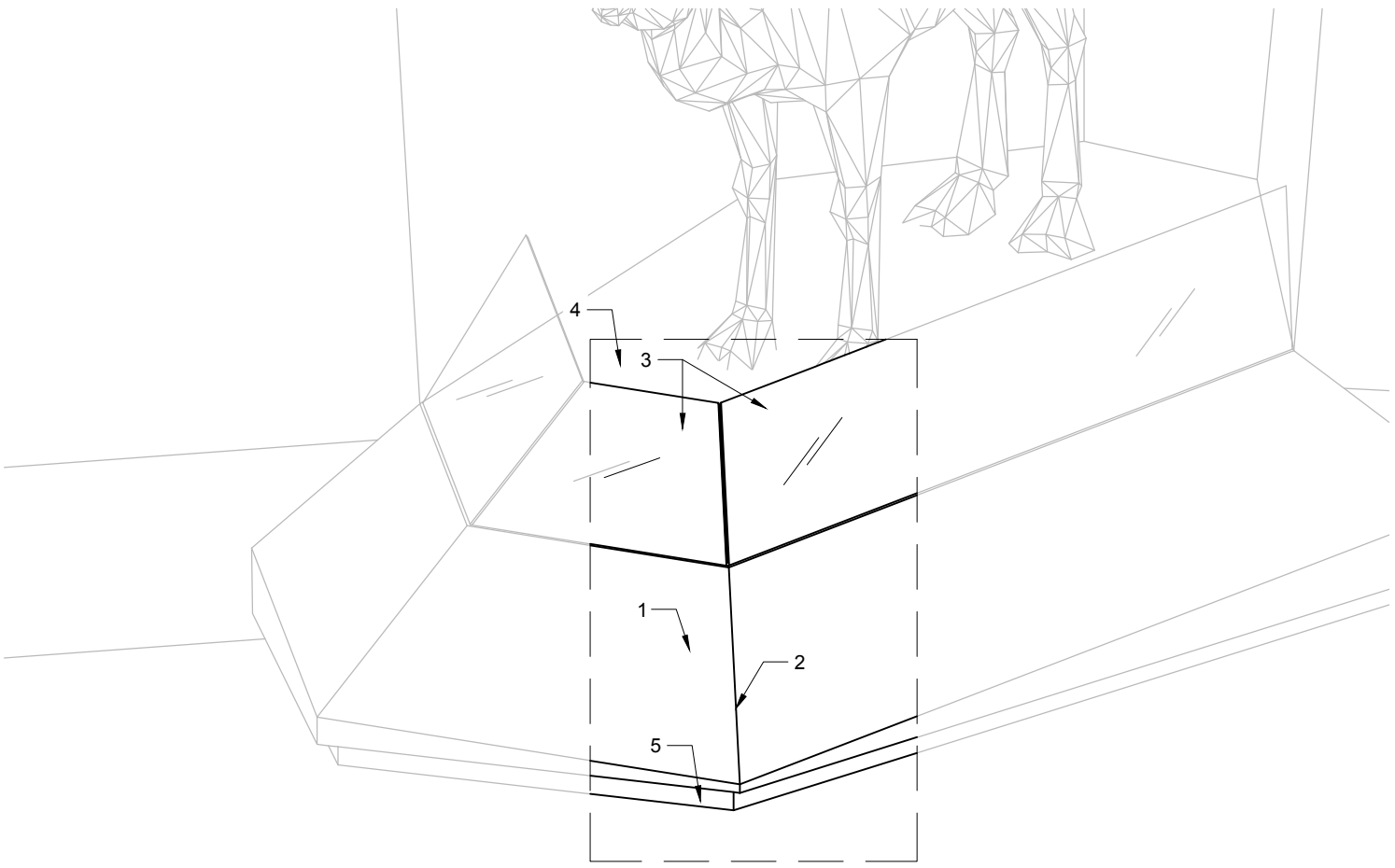
MOCK-UP: SHOWCASE  
1534-SC-004-300 (SET)

DATE	PROJECT MANAGER	DRAWN BY	APPROVED BY
2016-10-03	YC	FL	FO/JPC

**1534-MO-ALL-003**

MOCK-UP MUST PRESENT AT LEAST (NON-EXHAUSTIVE) / LE MOCK-UP DOIT MONTRER AU MINIMUM (NON EXHAUSTIF):

- 1. PLYWOOD - W1 / CONTREPLAQUÉ - W1
- 2. TYPICAL CORNER / COIN TYPIQUE
- 3. GLASS INSERTION / INSERTION DU VERRE
- 4. PODIUM SLOPE / PENTE DU PODIUM
- 5. BASEBOARD / PLINTHE



**1** PODIUM MOCK-UP  
SCALE: NTS

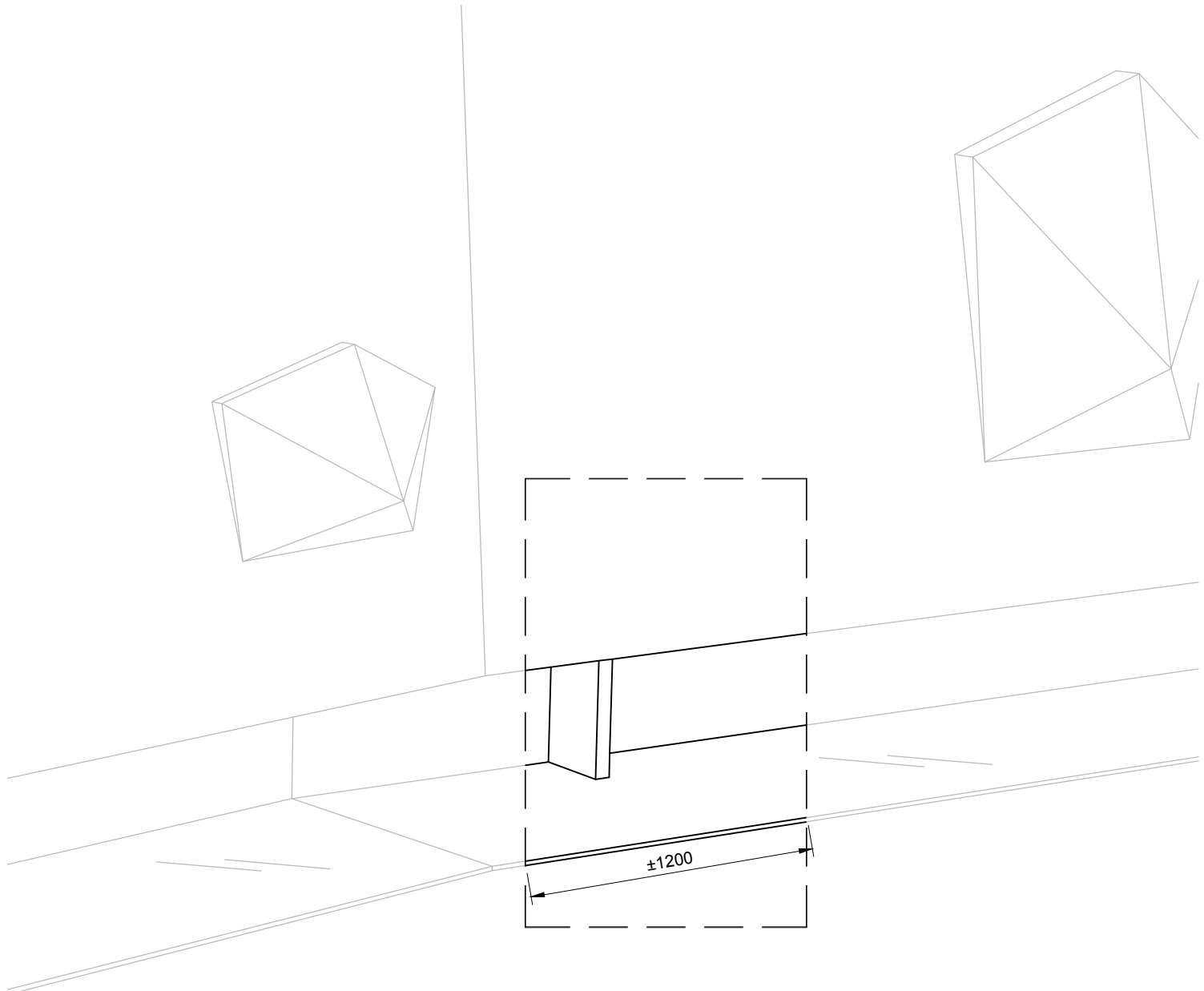


THESE DRAWINGS AND SPECIFICATIONS ONLY INDICATE DESIGN INTENT, THUS DISCLAIMING ANY LIABILITY WITH RESPECT TO ARCHITECTURAL OR ENGINEERING RESPONSIBILITY. THESE DRAWINGS ARE THE EXCLUSIVE PROPERTY OF GSMPROJECT CREATION AND CANNOT BE USED, COPIED OR REPRODUCED, IN WHOLE OR IN PART, WITHOUT WRITTEN PERMISSION. THEY MUST BE RETURNED UPON REQUEST. THE CONTRACTOR MUST VERIFY ALL DIMENSIONS WHICH APPEAR ON THE PLANS PRIOR TO STARTING WORK. GSMPROJECT CREATION MUST BE ADVISED OF ALL ERRORS, OMISSIONS OR DISCREPANCIES BETWEEN THESE DOCUMENTS AND THOSE OF OTHER PROFESSIONALS.

TITLE / RELATED DRAWING			
MOCK-UP: PODIUM			
1534-SC-Z04-100 / 1534-SC-004-610/611/612			
DATE	PROJECT MANAGER	DRAWN BY	APPROVED BY
2016-10-03	YC	FL	FO/JPC
<b>1534-MO-ALL-004</b>			

MOCK-UP MUST PRESENT AT LEAST (NON-EXHAUSTIVE) / LE MOCK-UP DOIT MONTRER AU MINIMUM (NON EXHAUSTIF):

- 1. EXHIBITION WALL / MUR D'EXPOSITION
- 2. MIRROR / MIROIR
- 3. ACCESS PANELS / PANNEAUX D'ACCÈS
- 4. LIGHTING / ÉCLAIRAGE



**1 REFLECTIVE EFFECT MOCK-UP**  
 SCALE: 1:20



CLIENT



THESE DRAWINGS AND SPECIFICATIONS ONLY INDICATE DESIGN INTENT, THUS DISCLAIMING ANY LIABILITY WITH RESPECT TO ARCHITECTURAL OR ENGINEERING RESPONSIBILITY. THESE DRAWINGS ARE THE EXCLUSIVE PROPERTY OF GSMPROJECT CREATION AND CANNOT BE USED, COPIED OR REPRODUCED, IN WHOLE OR IN PART, WITHOUT WRITTEN PERMISSION. THEY MUST BE RETURNED UPON REQUEST. THE CONTRACTOR MUST VERIFY ALL DIMENSIONS WHICH APPEAR ON THE PLANS PRIOR TO STARTING WORK. GSMPROJECT CREATION MUST BE ADVISED OF ALL ERRORS, OMISSIONS OR DISCREPANCIES BETWEEN THESE DOCUMENTS AND THOSE OF OTHER PROFESSIONALS.

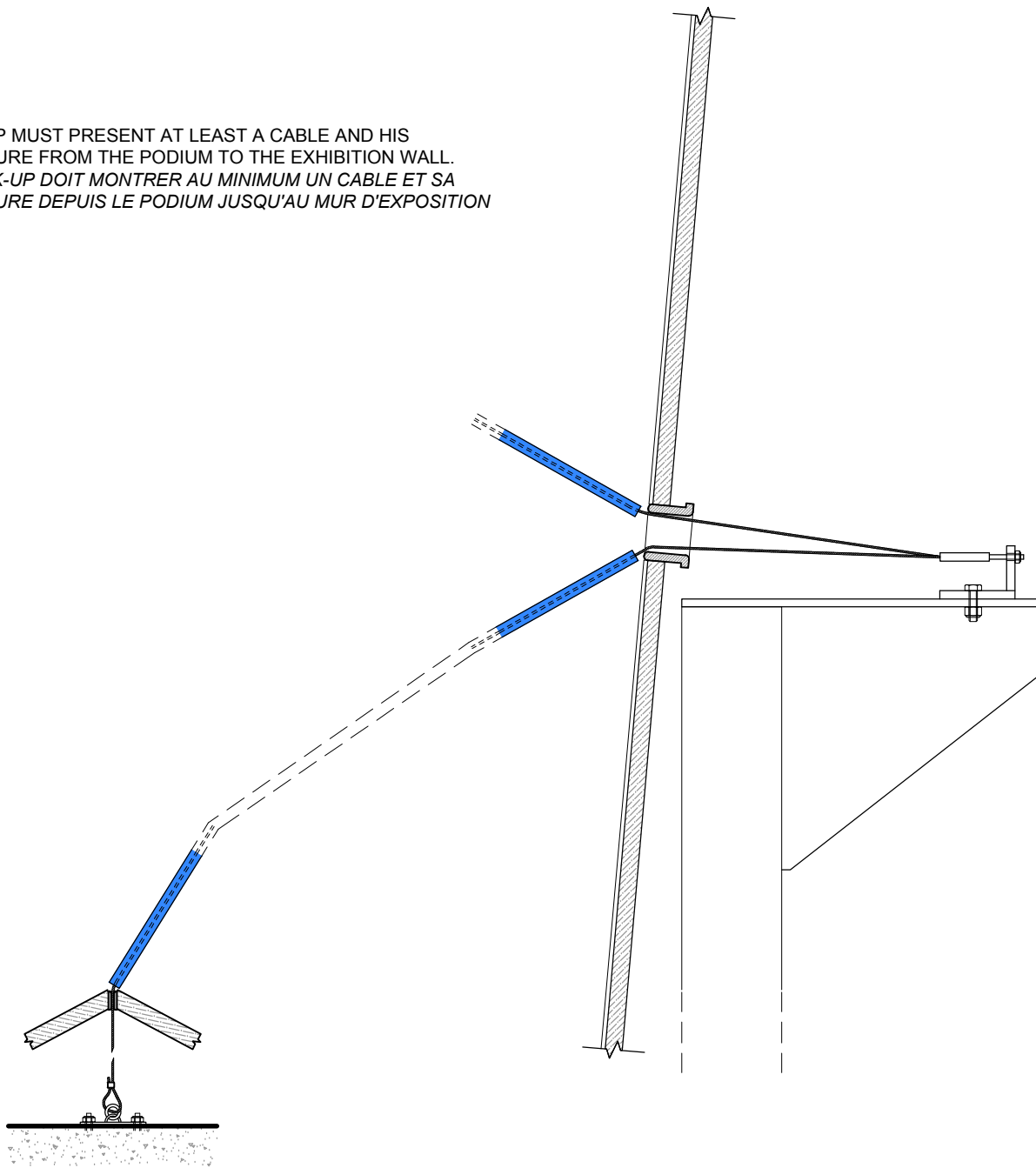
TITLE / RELATED DRAWING

**MOCK-UP: REFLECTIVE EFFECT**  
**1534-SC-Z05-400 (SET)**

DATE	PROJECT MANAGER	DRAWN BY	APPROVED BY
2016-10-03	YC	FL	FO/JPC

**1534-MO-ALL-005**

MOCK-UP MUST PRESENT AT LEAST A CABLE AND HIS STRUCTURE FROM THE PODIUM TO THE EXHIBITION WALL.  
LE MOCK-UP DOIT MONTRER AU MINIMUM UN CABLE ET SA STRUCTURE DEPUIS LE PODIUM JUSQU'AU MUR D'EXPOSITION



**1** THE WEB MOCK-UP  
SCALE: 1:5



CLIENT



THESE DRAWINGS AND SPECIFICATIONS ONLY INDICATE DESIGN INTENT, THUS DISCLAIMING ANY LIABILITY WITH RESPECT TO ARCHITECTURAL OR ENGINEERING RESPONSIBILITY. THESE DRAWINGS ARE THE EXCLUSIVE PROPERTY OF GSMPROJECT CREATION AND CANNOT BE USED, COPIED OR REPRODUCED, IN WHOLE OR IN PART, WITHOUT WRITTEN PERMISSION. THEY MUST BE RETURNED UPON REQUEST. THE CONTRACTOR MUST VERIFY ALL DIMENSIONS WHICH APPEAR ON THE PLANS PRIOR TO STARTING WORK. GSMPROJECT CREATION MUST BE ADVISED OF ALL ERRORS, OMISSIONS OR DISCREPANCIES BETWEEN THESE DOCUMENTS AND THOSE OF OTHER PROFESSIONALS.

TITLE / RELATED DRAWING

MOCK-UP: THE WEB  
1534-SC-Z06-400 (SET)

DATE	PROJECT MANAGER	DRAWN BY	APPROVED BY
2016-10-03	YC	FL	FO/JPC

1534-MO-ALL-006