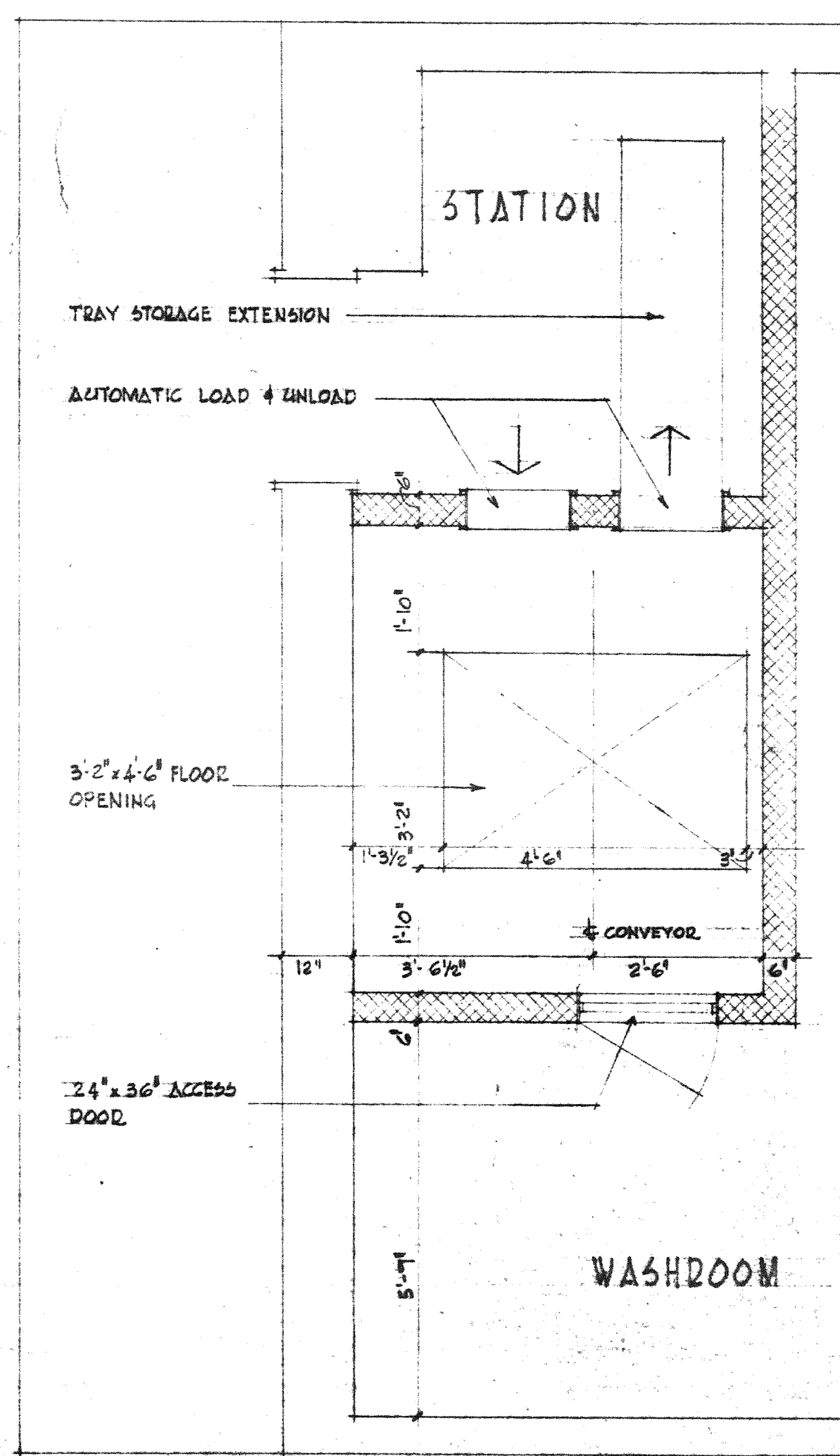
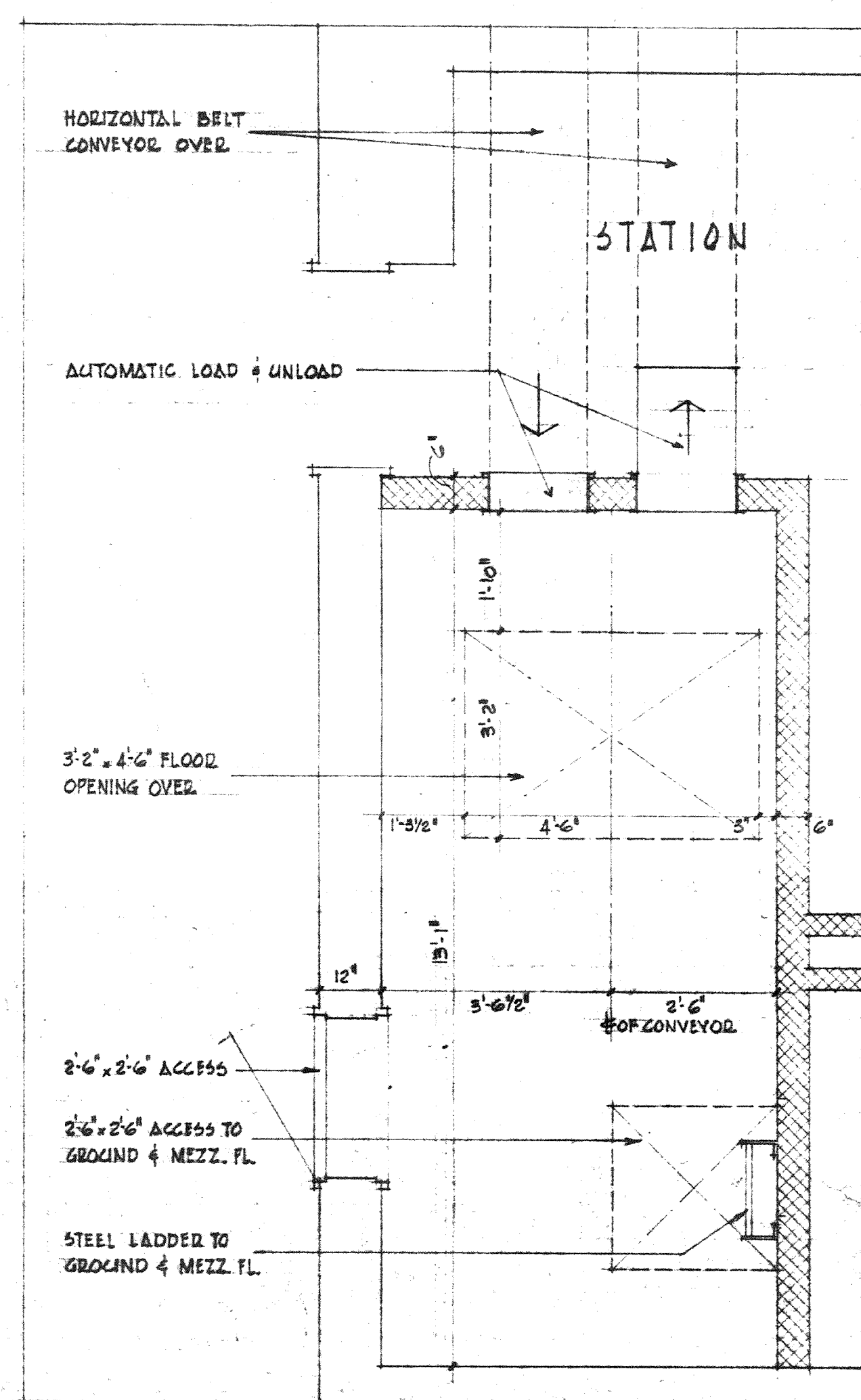


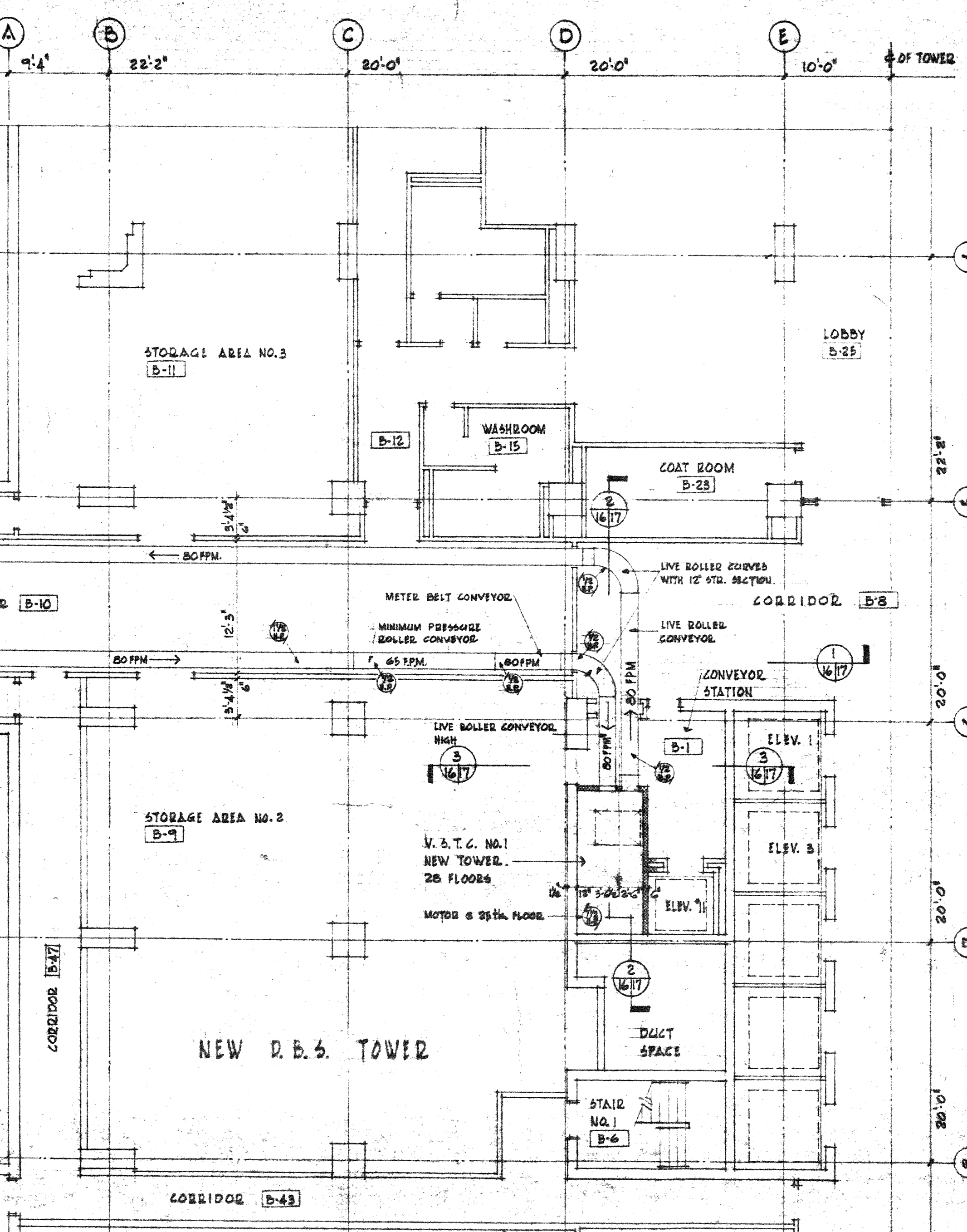
PLAN V&T.C. NO.1 25th FLOOR



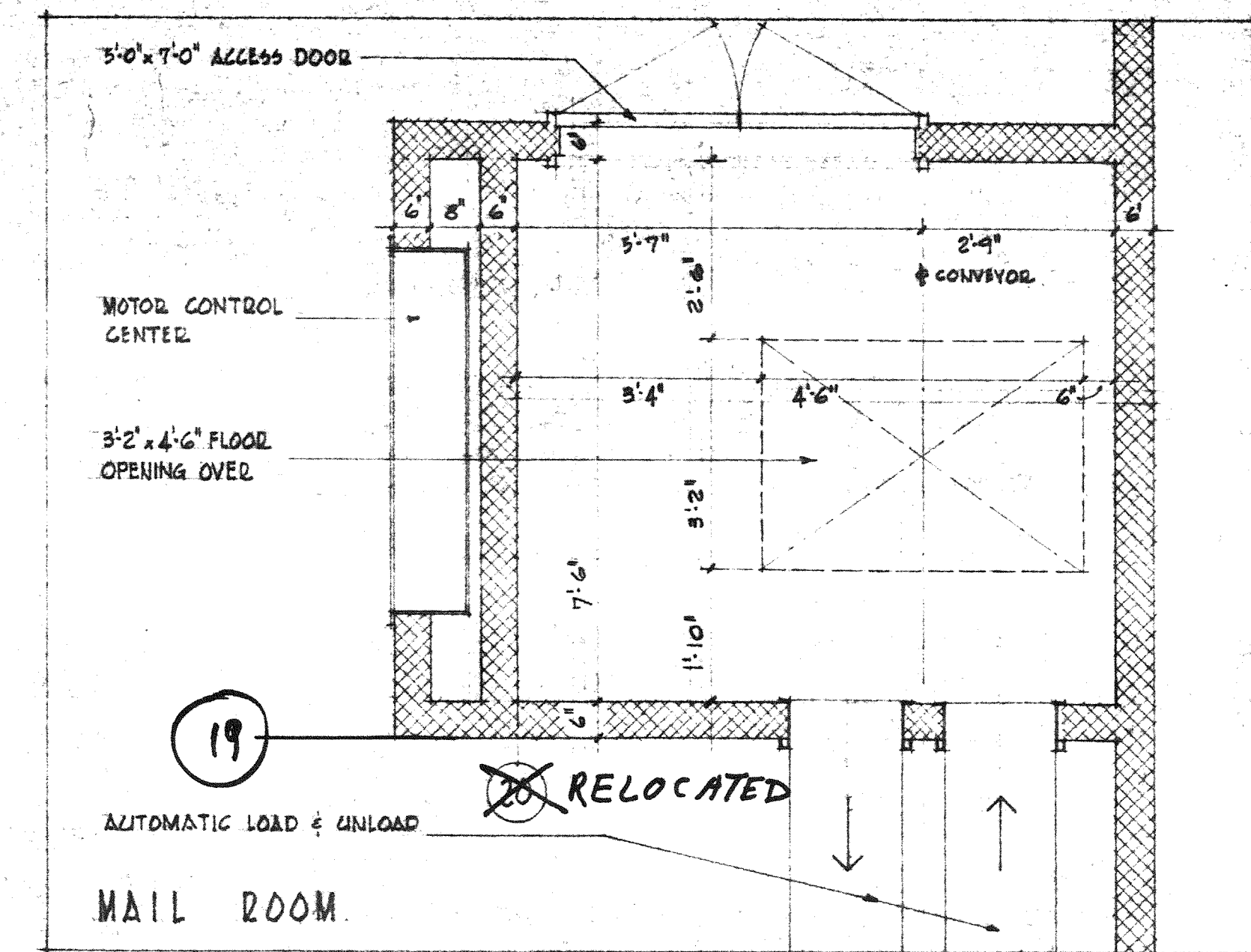
PLAN V&T.C. NO.1 TYPICAL FLOOR



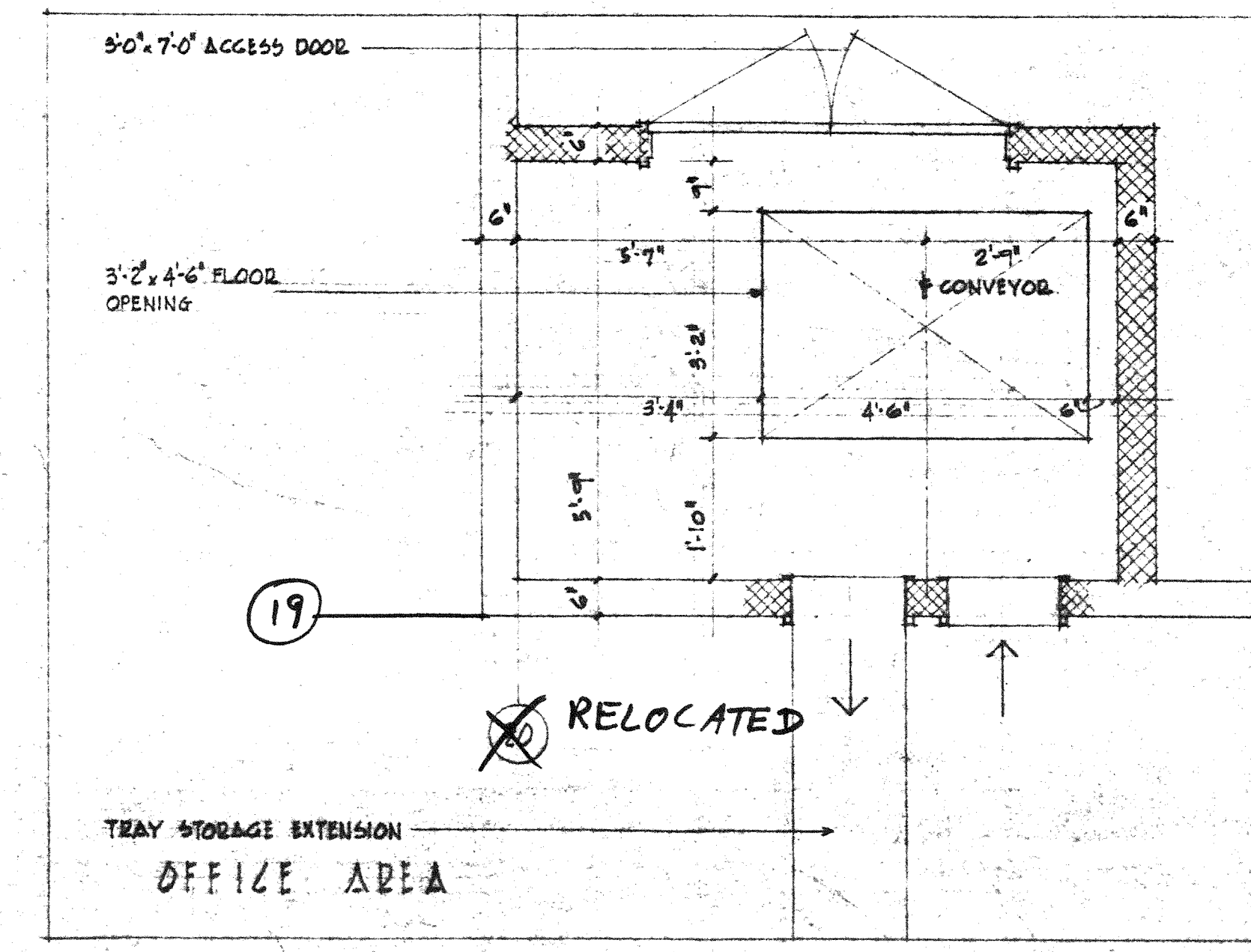
PLAN V&T.C. NO.1 BASEMENT FLOOR



PLAN OF BASEMENT OVERHEAD CONNECTING CONVEYOR



PLAN V&T.C. NO.2 BASEMENT FLOOR



PLAN V&T.C. NO.2 TYPICAL FLOOR



Department of Public Works
Ministère des Travaux publics

CAPITAL REGION
RÉGION DE LA CAPITALE


REGIONAL DIRECTOR
E C MARTEL
DIRECTEUR REGIONAL

A/DIRECTOR DESIGN & CONSTRUCTION
J E WILKINS
DIRECTEUR DES ETUDES TECHNIQUES
ET DE LA CONSTRUCTION

A detail no. detail no.
B location drawing no. sur dessin no.
C drawing no. dessin no.
revisions
1. shaft, floor opening & access door, 24'-4" x 7'-0" DIMENSIONS DERIVED IN V&T.C. NO. 1 & 2. P.T.O. & P.T. LADDERS DELETED IN V&T.C. NO. 1 & 2. GENERAL AS PER ADDENDUM # 5 AUG. 1971.

OMEGA CONSTRUCTION COMPANY CANADA LTD.

AS-BUILT
DATE: 21-3-74
SIGNATURE: *Ch*



ARCHITECTS
McLEAN & MacPHADYEN
ARCHITECTS


226, rue MacLAREN St., OTTAWA

project title titre du projet
DOMINION BUREAU
OF STATISTICS TOWER
TUNNEY'S PASTURE, OTTAWA, ONTARIO
BUREAU FEDERAL
DE LA STATISTIQUE

drawing title titre du dessin
Conveyor System
Plans

Scale: As noted

designed by B.F. conçu par
date
drawn by B.F. dessiné par
date
reviewed by M.M. examiné par
date April 1970
approved by M.M. approuvé par
date April 1970
project number no. du projet
97014
drawing no. dessin no.
A16



**CAPITAL REGION ...
ION DE LA CAPITALE**

REGIONAL DIRECTOR
E C MARTEL
DIRECTEUR REGIONAL

/DIRECTOR DESIGN & CONSTRUCTION
J E WILKINS
DIRECTEUR DES ÉTUDES TECHNIQUE
ET DE LA CONSTRUCTION

detail no.	detail no
1	1
2	2
3	3
4	4
5	5
6	6
7	7
8	8
9	9
10	10
11	11
12	12
13	13
14	14
15	15
16	16
17	17
18	18
19	19
20	20
21	21
22	22
23	23
24	24
25	25
26	26
27	27
28	28
29	29
30	30
31	31
32	32
33	33
34	34
35	35
36	36
37	37
38	38
39	39
40	40
41	41
42	42
43	43
44	44
45	45
46	46
47	47
48	48
49	49
50	50
51	51
52	52
53	53
54	54
55	55
56	56
57	57
58	58
59	59
60	60
61	61
62	62
63	63
64	64
65	65
66	66
67	67
68	68
69	69
70	70
71	71
72	72
73	73
74	74
75	75
76	76
77	77
78	78
79	79
80	80
81	81
82	82
83	83
84	84
85	85
86	86
87	87
88	88
89	89
90	90
91	91
92	92
93	93
94	94
95	95
96	96
97	97
98	98
99	99
100	100

Location drawing no. sur dessin no.


drawing no.	class no
1	1
2	2
3	3
4	4
5	5
6	6
7	7
8	8
9	9
10	10
11	11
12	12
13	13
14	14
15	15
16	16
17	17
18	18
19	19
20	20
21	21
22	22
23	23
24	24
25	25
26	26
27	27
28	28
29	29
30	30
31	31
32	32
33	33
34	34
35	35
36	36
37	37
38	38
39	39
40	40
41	41
42	42
43	43
44	44
45	45
46	46
47	47
48	48
49	49
50	50
51	51
52	52
53	53
54	54
55	55
56	56
57	57
58	58
59	59
60	60
61	61
62	62
63	63
64	64
65	65
66	66
67	67
68	68
69	69
70	70
71	71
72	72
73	73
74	74
75	75
76	76
77	77
78	78
79	79
80	80
81	81
82	82
83	83
84	84
85	85
86	86
87	87
88	88
89	89
90	90
91	91
92	92
93	93
94	94
95	95
96	96
97	97
98	98
99	99
100	100

MAEGA CONSTRUCTION COMPANY CANADA LTD.

AS-BUILT

21-3-7

SIGNATURE:



ARCHITECTS
CLEAN & MacPHADYEN
ARCHITECTES

26, rue MacLAREN St., OTTAWA.

project title **titre du projet**

**DOMINION BUREAU
OF STATISTICS TOWER**

TUNNEY'S PASTURE, OTTAWA, ONTARIO

**BUREAU FÉDÉRAL
DE LA STATISTIQUE**

drawing title titre du dessin

Conveyor System Details

Scale: 1/8" = 1'-0"

designed by B.F. conçu par

drawn by B F destiné po

date _____

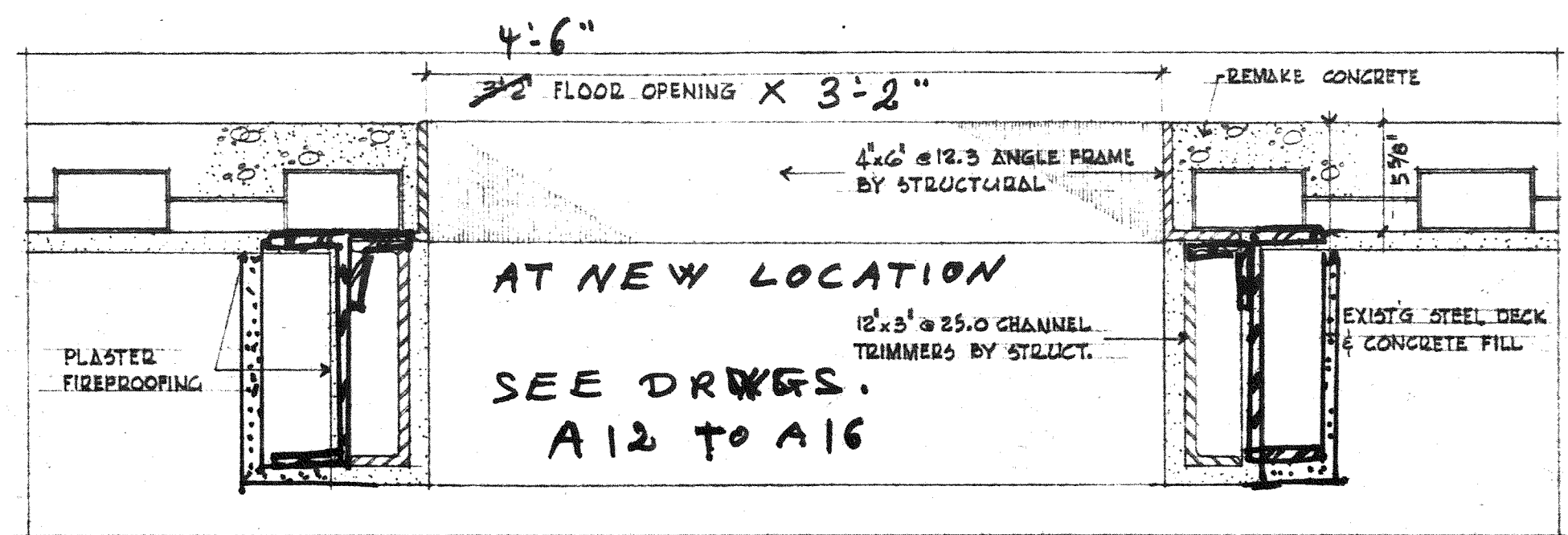
date: April 1970

approved by M.M. approved by

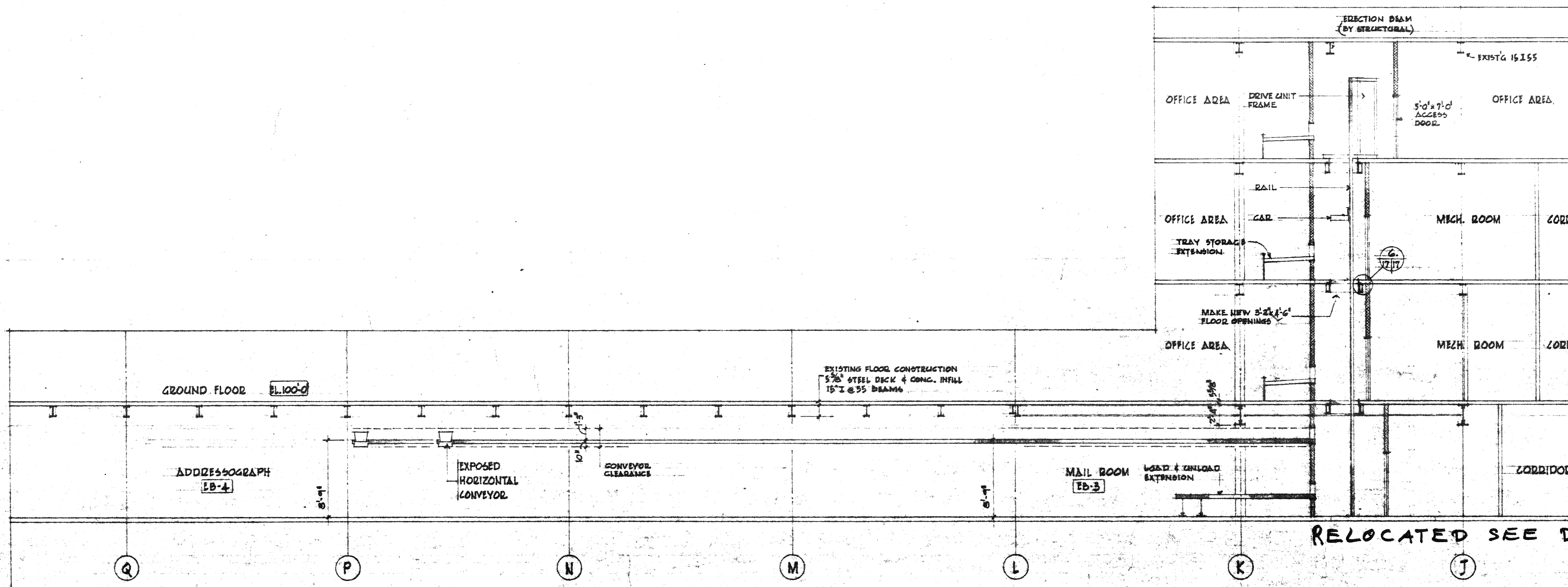
project number	no. du projet
----------------	---------------

97014

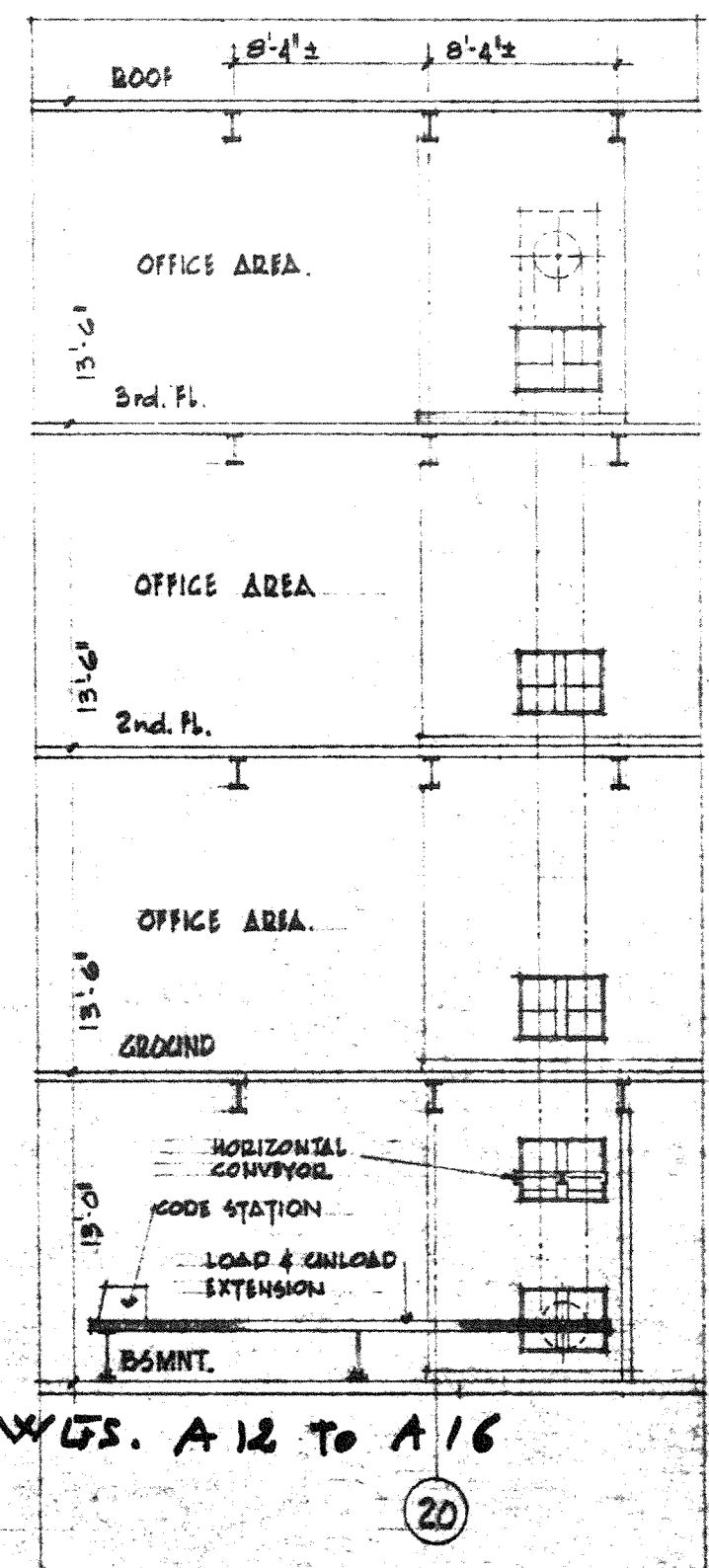
drawing no. 417 design no.



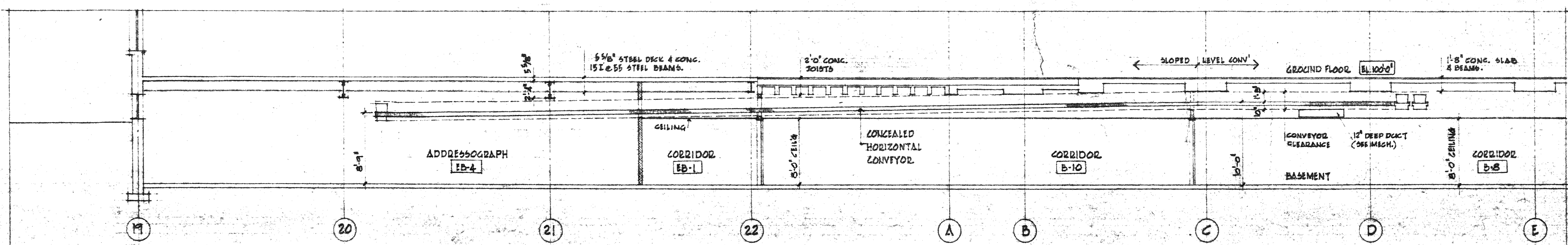
6. FLOOD OPENING DETAIL



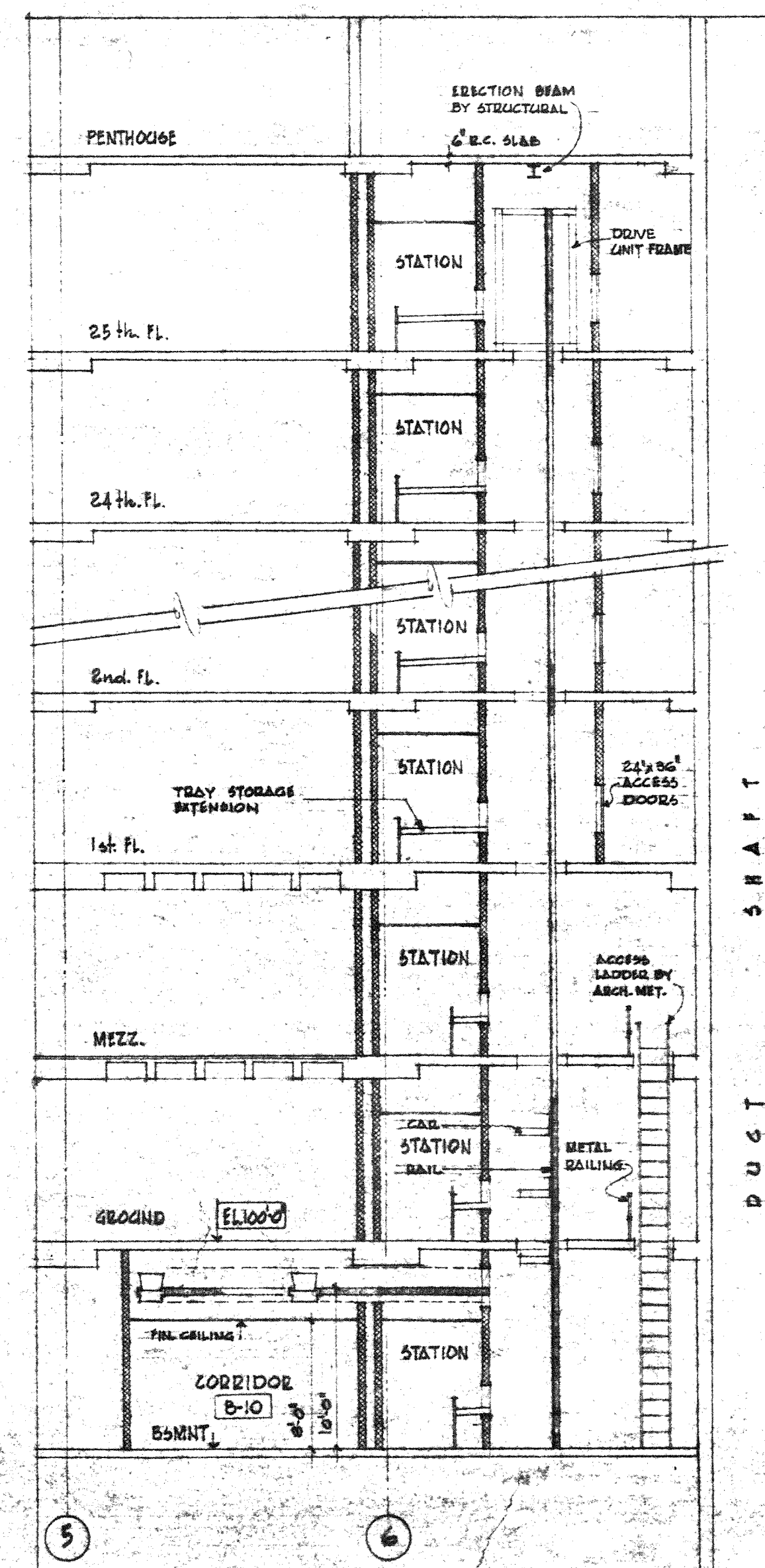
SECTION V.S.T.C. NO. 2



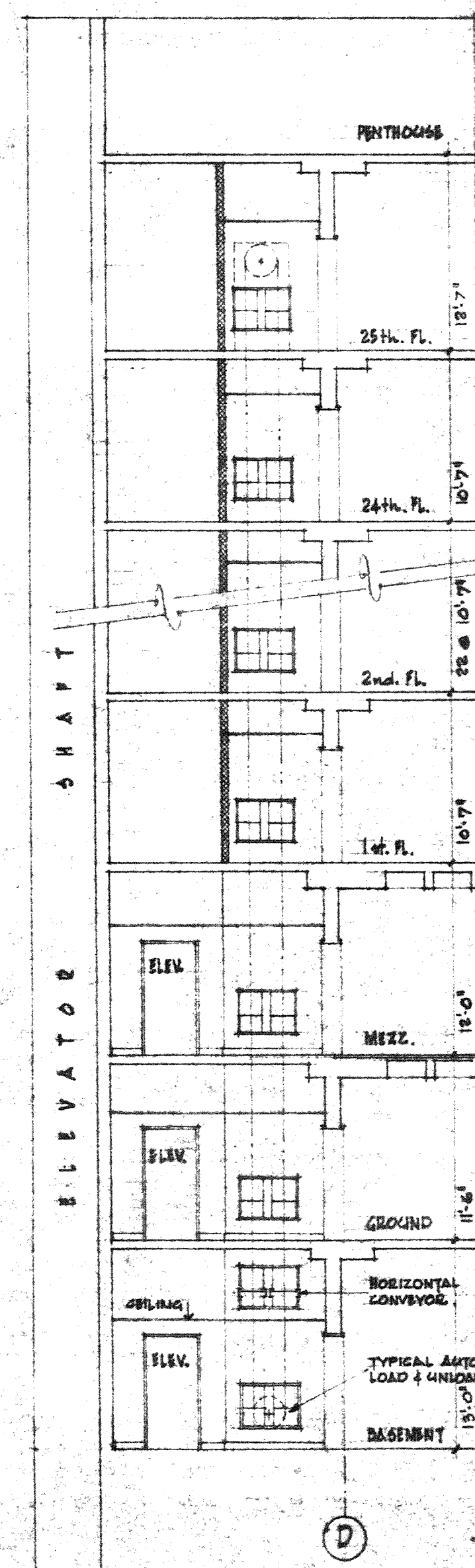
5 ELEV. V.S.T.C. NO.2
16/17



SECTION HORIZONTAL CONVEYOR



2 SECTION V.S.T. 2. NO. 1



3 ELEV. V. S. I. L. NO. 1

A17