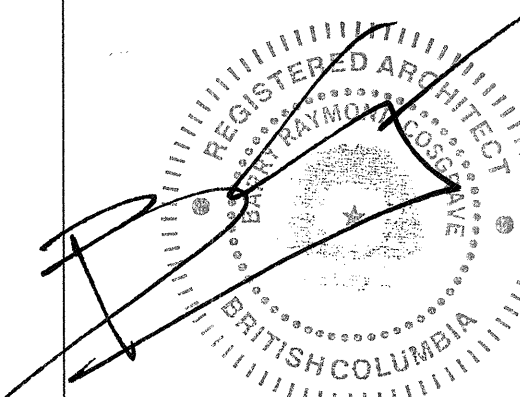
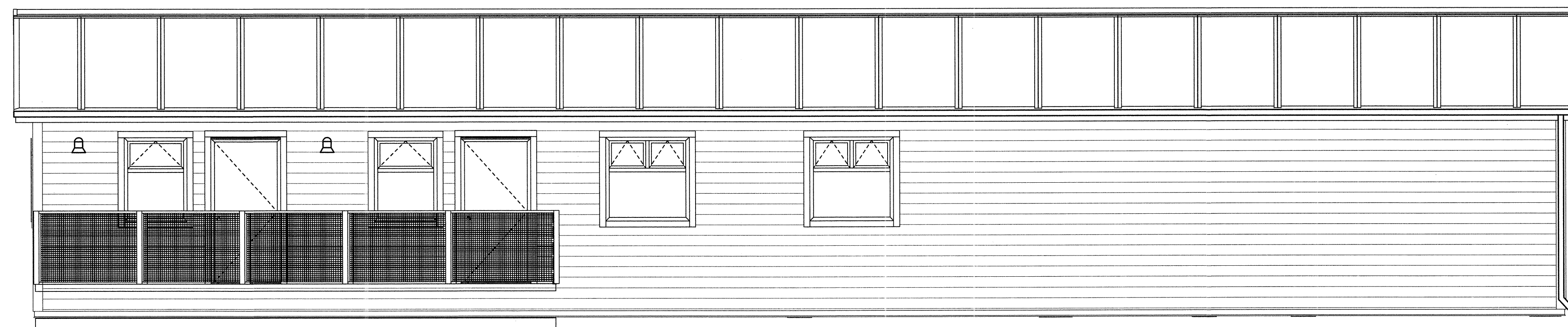


# PRINCE RUPERT NEW SAR STATION FISHERIES AND OCEANS, REAL PROPERTY, SAFETY AND SECURITY



Revision/Revision	Description/Description	Date/Date
3	TENDER	2016-09-19
2	95% REVIEW	2016-08-15
1	86% REVIEW	2016-07-25

Client/client  
**FISHERIES AND OCEANS,  
 REAL PROPERTY,  
 SAFETY AND SECURITY**  
 VANCOUVER, BC  
 200-401 BURRARD ST.

Project title/Titre du projet  
**FAIRVIEW HARBOUR  
 PRINCE RUPERT, B.C.**  
**PRINCE RUPERT  
 SAR STATION**

Consultant Signature Box Only  
 Designed by/Concept par  
**RH**  
 Drawn by/Dessiné par  
**CM**  
 PWGSC Project Manager/Administrateur de Projets TPSGC  
 PWGSC Regional Manager, Architectural and Engineering Services/  
 Gestionnaire régionale, Services d'architecture et de génie, TPSGC  
**PREETIPAL PAUL**

Drawing title/Titre du dessin  
**COVER SHEET,  
 LIST OF DRAWINGS**

Project No./No. du projet	Sheet/ Feuille	Revision no./ La Révision no.
2016522	<b>A0.00</b> OF	<b>2</b>

## DRAWING LIST

### ARCHITECTURAL

- A0.00 COVER SHEET, LIST OF DRAWINGS
- A0.01 SITE PLAN, LEGEND, ASSEMBLIES, ABBREVIATIONS, NOTES
- A2.01 FLOOR PLAN
- A2.02 PILING & CONC. APRON LAYOUT
- A2.03 REFLECTED CEILING PLAN
- A3.01 EXTERIOR ELEVATIONS
- A4.01 SECTIONS
- A6.01 DETAILS
- A6.02 DETAILS
- A6.03 DETAILS
- A6.04 DETAILS
- A6.05 DETAILS
- A7.01 INTERIOR ELEVATIONS
- A7.02 MILLWORK DETAILS
- A8.01 DOOR, WINDOW & FINISH SCHEDULES

### STRUCTURAL (ALUMINUM FRAME ASSEMBLY)

- SH1 STRUCTURAL ALUMINUM FRAME, 3D GENERAL ARRANGEMENT, GENERAL NOTES, DRAWING INDEX AND LEGEND
- SH2 STRUCTURAL ALUMINUM FRAME, ROOF FRAMING PLAN AND ROOF FRAMING DETAIL
- SH3 STRUCTURAL ALUMINUM FRAME, FLOOR FRAMING PLAN AND ROOF FRAMING PLAN
- SH4 STRUCTURAL ALUMINUM FRAME, COLUMN PLAN AND DETAILS
- SH5 STRUCTURAL ALUMINUM FRAME, COLUMN BASES PLAN AND CABLE BRACING GUSSET PLATE PLAN, SECTIONS AND DETAILS
- SH6 STRUCTURAL ALUMINUM FRAME, HALF CROSS SECTIONS
- SH7 STRUCTURAL ALUMINUM FRAME, KNEE BRACING AND ROOF BEAM CONNECTION DETAILS, SHEET 1 OF 2
- SH8 STRUCTURAL ALUMINUM FRAME, KNEE BRACING AND ROOF BEAM CONNECTION DETAILS, SHEET 2 OF 2
- SH9 STRUCTURAL ALUMINUM FRAME, ROOF FRAMING AND FLOOR FLOOR FRAMING, SECTIONS AND DETAILS
- SH10 STRUCTURAL ALUMINUM FRAME, COLUMN BASE MK-CB1, SECTIONS AND DETAILS
- SH11 STRUCTURAL ALUMINUM FRAME, COLUMN BASE MK-CB2 AND COLUMN BASE MK-CB3, SECTIONS AND DETAILS

### STRUCTURAL

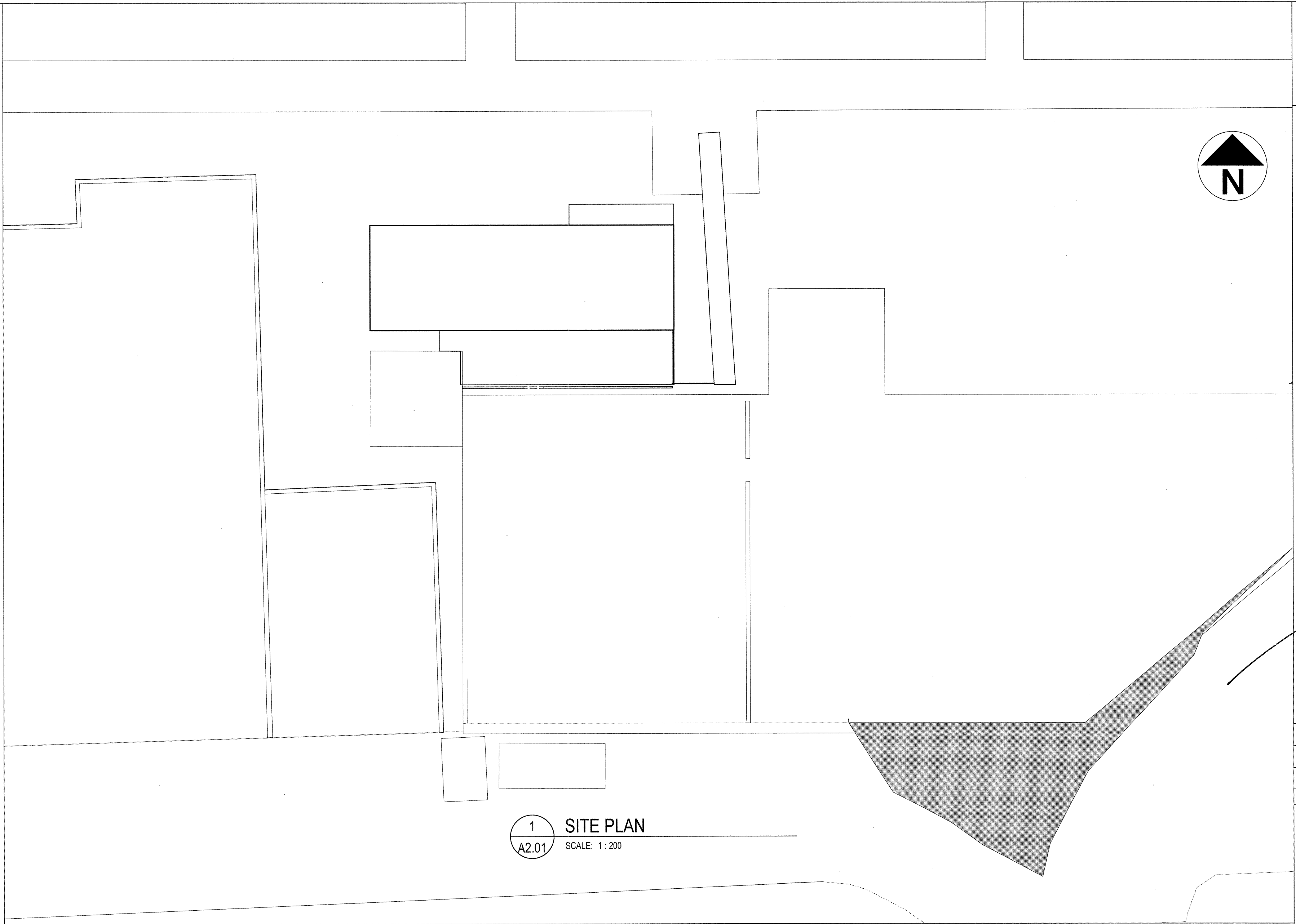

- S2.01 SUPPORT FRAMING PLAN
- S2.02 SECTIONS

### MECHANICAL

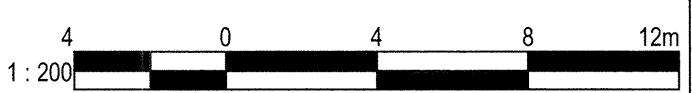
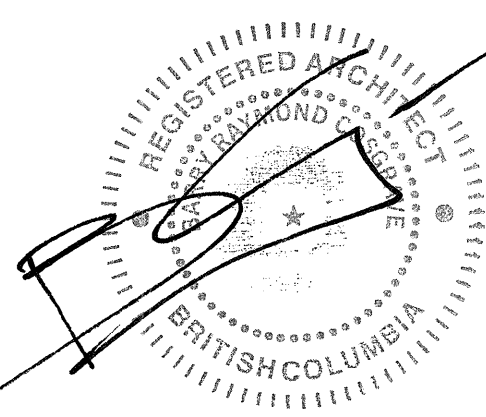
- M0.01 LEGEND SCHEDULES & DRAWING LIST
- M1.01 PLUMBING MAIN FLOOR PLAN
- M2.01 HVAC MAIN FLOOR PLAN

### ELECTRICAL

- E1.0 - SITE PLAN, LIGHTING SYSTEMS SCHEDULES, LEGEND AND MOUNTING DETA
- E2.0 - ELECTRICAL POWER SYSTEMS LAYOUT AND DETAILS
- E3.0 - PANEL SCHEDULES AND LOAD CALCULATIONS



1 SITE PLAN  
A2.01 SCALE: 1:200



3	TENDER	2016-09-19
2	95% REVIEW	2016-08-15
1	66% REVIEW	2016-07-25
Revision/	Description/Description	Date/Date
Revision		

Client/client  
**FISHERIES AND OCEANS,  
REAL PROPERTY,  
SAFETY AND SECURITY**  
VANCOUVER, BC  
200-401 BURRARD ST.

Project title/Titre du projet  
**FAIRVIEW HARBOUR  
PRINCE RUPERT, B.C.**  
**PRINCE RUPERT  
SAR STATION**

Consultant Signature Box Only  
Designed by/Concept par  
**RH**  
Drawn by/Dessiné par  
**CM**  
PWSSC Project Manager/Administrateur de Projets TPSGC  
**PREETIPAL PAUL**

Drawing title/Titre du dessin  
**SITE PLAN,  
LEGEND,  
ASSEMBLIES,  
ABBREVIATIONS,  
NOTES**

Project No./No. du projet	Sheet/ Feuille	Revision no./ La Révision no.
2016522	<b>A0.01</b>	<b>2</b>
	OF	

- WALL ASSEMBLIES**
- W1** TYPICAL EXTERIOR WALL ASSEMBLY  
HARDI PANEL  
64x38mm WOOD STRAPPING @406mm O.C. SCREWED TO WALL PANEL STRIP SBS V.B. MEMB. @ STRAPPING LOCATIONS  
PREFAB EPS WALL PANEL  
METAL SKIN (PREFINISHED)  
R24 RIGID INSULATION 152mm THICK PANEL  
METAL SKIN (PREFINISHED)
  - W2** RATED EXTERIOR WALL  
HARDI PANEL  
64x38mm WOOD STRAPPING @406mm O.C. SCREWED TO WALL PANEL STRIP SBS V.B. MEMB. @ STRAPPING LOCATIONS  
PREFAB EPS WALL PANEL  
METAL SKIN (PREFINISHED)  
R24 RIGID INSULATION 152mm THICK PANEL  
METAL SKIN (PREFINISHED)  
92 STEEL STUD  
16mm TYPE X GYPSUM WALL BOARD (TO U/S OF ROOF PANEL)
  - P1** TYPICAL INTERIOR PARTITION  
12mm GYPSUM WALL BOARD  
92mm STEEL STUD @400 O.C.  
12mm GYPSUM WALL BOARD
  - P2** SERVICES WALL  
12mm GYPSUM WALL BOARD  
92mm STEEL STUD @400 O.C.  
12mm AIR SPACE  
EPS PANEL - SEE SPEC.
  - P3** PRIVACY SOUND PARTITION  
12mm GYPSUM WALL BOARD  
92mm STEEL STUD @400 O.C.  
BATT INSULATION TO FILL CAVITY  
12mm GYPSUM WALL BOARD

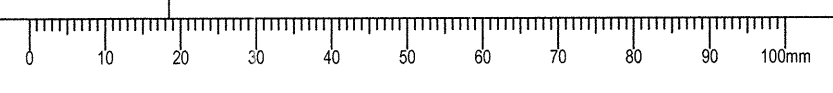
- ROOF ASSEMBLIES**
- R1** TYPICAL ROOF ASSEMBLY  
EPS ROOF PANEL (PREFIN. METAL SKIN, EPS INSULATION (R34 203mm), METAL SKIN)
- FLOOR ASSEMBLIES**
- F1** TYPICAL FLOOR ASSEMBLY  
FLOORING - SEE SCHEDULE  
8mm PLYWOOD FINISHED FLOOR UNDERLAYMENT  
19mm EXTERIOR GRADE PLYWOOD OVERLAY  
R34 INSULATED FLOOR PANEL (203mm)  
GALVANIZED STEEL DECKING  
ALUMINUM FRAME - SEE STRUCT.


- LEGEND:**
- # A.XX DETAIL NUMBER SHEET NUMBER
  - ◇ ASSEMBLY TYPE R-ROOF, F-FLOOR W-WALL, P-PARTITION
  - # GRID MARKER
  - 0.000 ELEVATION MARKER
  - 000 DOOR NUMBER
  - 00 WINDOW NUMBER
  - DETAIL/SECTION CUT DIRECTION MARKER
  - ROOM NAME ROOM NAME ROOM NUMBER
  - ACT 2438 FINISH TYPE | HEIGHT ABOVE FINISHED FLOOR
  - DEMO.

- ABBREVIATIONS:**
- |  |  |
|--|--|
| AB AIR BARRIER                           | (N) NEW                                |
| ACM ASBESTOS CONTAINING MATERIAL         | NCC NON-COMBUSTIBLE CONSTRUCTION       |
| ACT ACOUSTIC CEILING TILE                | N.I.C. NOT IN CONTRACT                 |
| ALT. ALTERNATE                           | N.T.S. NOT TO SCALE                    |
| ALUM. ALUMINUM                           | O.C. ON CENTER                         |
| ANOD. ANODIZED                           | OH OVERHANG                            |
| A.F.F. ABOVE FINISH FLOOR                | OP. OPERABLE                           |
| APM AIR PORT MANAGER                     | P.I.P. POURED IN PLACE                 |
| AS, VCT ANTI-STATIC VINYL COMPOSITE TILE | PAINT PAINT                            |
| ATB AIR TERMINAL BUILDING                | P.O. POWER OPERATOR                    |
| BLDG. BUILDING                           | P.T. PRESSURE TREATED                  |
| BSMT. BASEMENT                           | RB RUBBER BASE                         |
| CARP. CARPET                             | RCP REFLECTED CEILING PLAN             |
| CARP. T. CARPET TILE                     | RE & RE REMOVE & RELOCATE / REINSTATE  |
| CT. CARPET TILE                          | RM. ROOM                               |
| C.C. CENTER TO CENTER                    | SAM SELF ADHESIVE MEMBRANE             |
| C.O. CLEAN OUT                           | SAN. SANITARY                          |
| C.J. CONTROL JOINT                       | SEP. SEPARATION                        |
| C/W COMPLETE WITH CONCRETE               | SG SHEET GOODS FLOORING                |
| CONC. CONCRETE                           | SIM. SIMILAR                           |
| (D) DEMOLITION                           | S.O.G. SLAB ON GRADE                   |
| D.G. DOUBLE GLAZED                       | SQ. SQUARE                             |
| D.R. DEPARTMENTAL REPRESENTATIVE         | S.S. STAINLESS STEEL                   |
| (E) EXISTING                             | ST STEEL                               |
| ELECT. ELECTRICAL                        | STRUCT. STRUCTURAL                     |
| ELEV. ELEVATION OR ELEVATOR              | SV SHEET VINYL                         |
| F.D.C. FIRE DEPARTMENT CONNECTION        | T.B. THERMALLY BROKEN TO BE DETERMINED |
| F.E. FIRE EXTINGUISHER                   | TBO TRANSPORT CANADA                   |
| F.E.C. FIRE EXTINGUISHER CABINET         | T.C. TRIPPLE GLAZED                    |
| FIN. FINISH                              | T.G. THRESHOLD                         |
| FNDT. FOUNDATION                         | T.O. TOP OF                            |
| FRR FIRE RESISTANCE RATING               | TYP. TYPICAL                           |
| FTG FOOTING                              | U.G. UNDER GROUND                      |
| GWB GYPSUM WALL BOARD                    | U.N.O. UNLESS NOTED OTHERWISE          |
| GA GAUGE                                 | UIS UNDERSIDE                          |
| G.I. GALVANIZED                          | VB VAPOUR BARRIER                      |
| H.D. HIGH DENSITY                        | VERT. VERTICAL                         |
| H.M. HOLLOW METAL                        | VCT VINYL COMPOSITE TILE               |
| HDWR HARDWARE                            | W WITH                                 |
| HORIZ. HORIZONTAL                        | WD WOOD                                |
| INSUL. INSULATION                        | W/O WITH OUT                           |
| MATL. MATERIAL                           | W.COV. WALL COVERING                   |
| MECH. MECHANICAL                         |  |
| MEMB. MEMBRANE                           |  |
| MB MOISTURE BARRIER                      |  |
| MIN. MINIMUM OR MINUTES                  |  |

- GENERAL NOTES:**
- DO NOT SCALE DRAWING.
  - THE GENERAL CONTRACTOR SHALL VERIFY ALL DIMENSIONS, DATUMS, AND LEVELS PRIOR TO COMMENCEMENT OF WORK. ALL ERRORS AND OMISSIONS TO BE REPORTED TO THE DEPARTMENTAL REPRESENTATIVE BEFORE PROCEEDING.
  - VARIATIONS AND MODIFICATIONS TO WORK SHOWN ON THESE DRAWINGS SHALL NOT BE CARRIED OUT WITHOUT WRITTEN PERMISSION OF DEPARTMENTAL REPRESENTATIVE.
  - ALL DIMENSIONS ARE TO GRIDLINES, FACE OF CONCRETE, FACE OF STUDS OR CENTERLINE OF COLUMNS UNLESS NOTED OTHERWISE.
  - ALL DIMENSIONS ARE METRIC (mm) UNLESS NOTED OTHERWISE.
  - THESE DRAWINGS ARE TO BE READ IN CONJUNCTION WITH AND COORDINATED WITH THE SPECIFICATIONS AND THE DOCUMENTS OF THE OTHER DISCIPLINES THAT FORM THE FULL CONTRACT DOCUMENT PACKAGE. WHERE CONFLICT EXISTS BETWEEN DOCUMENTS, THESE ARE TO BE REPORTED TO THE DEPARTMENTAL REPRESENTATIVE BEFORE PROCEEDING.
  - ENSURE COMPATABILITY OF METAL FASTENERS, SHEET METALS AND OTHER METAL ITEMS WITH EACH OTHER AND WITH PRESSURE TREATED WOOD. PROVIDE ISOLATION WHERE REQUIRED. ALWAYS ISOLATE P.T. WOOD FROM METALS.

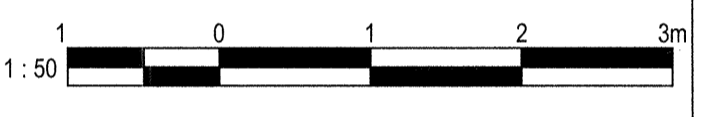
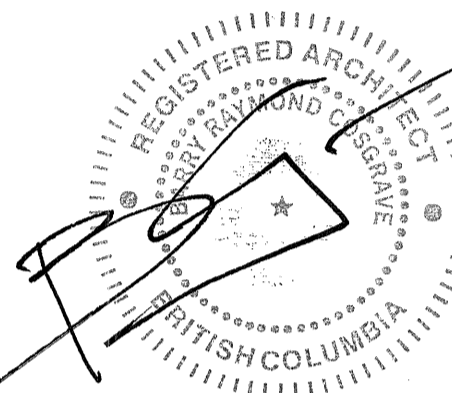
PWSSC - B1 - 1000X707





**KEY NOTES:**

- ① FLOOR MOUNTED BENCH
- ② WALL MOUNTED BENCH



3	TENDER	2016-09-19
2	95% REVIEW	2016-08-15
1	66% REVIEW	2016-07-25
Revision/	Description/Description	Date/Date

Client/Client: \_\_\_\_\_

**FISHERIES AND OCEANS,  
 REAL PROPERTY,  
 SAFETY AND SECURITY**  
 VANCOUVER, BC  
 200-401 BURRARD ST.

Project title/Titre du projet  
**FAIRVIEW HARBOUR  
 PRINCE RUPERT, B.C.**

**PRINCE RUPERT  
 SAR STATION**

Consultant Signature Box Only

Designed by/Concept par  
**RH**

Drawn by/Dessiné par  
**CM**

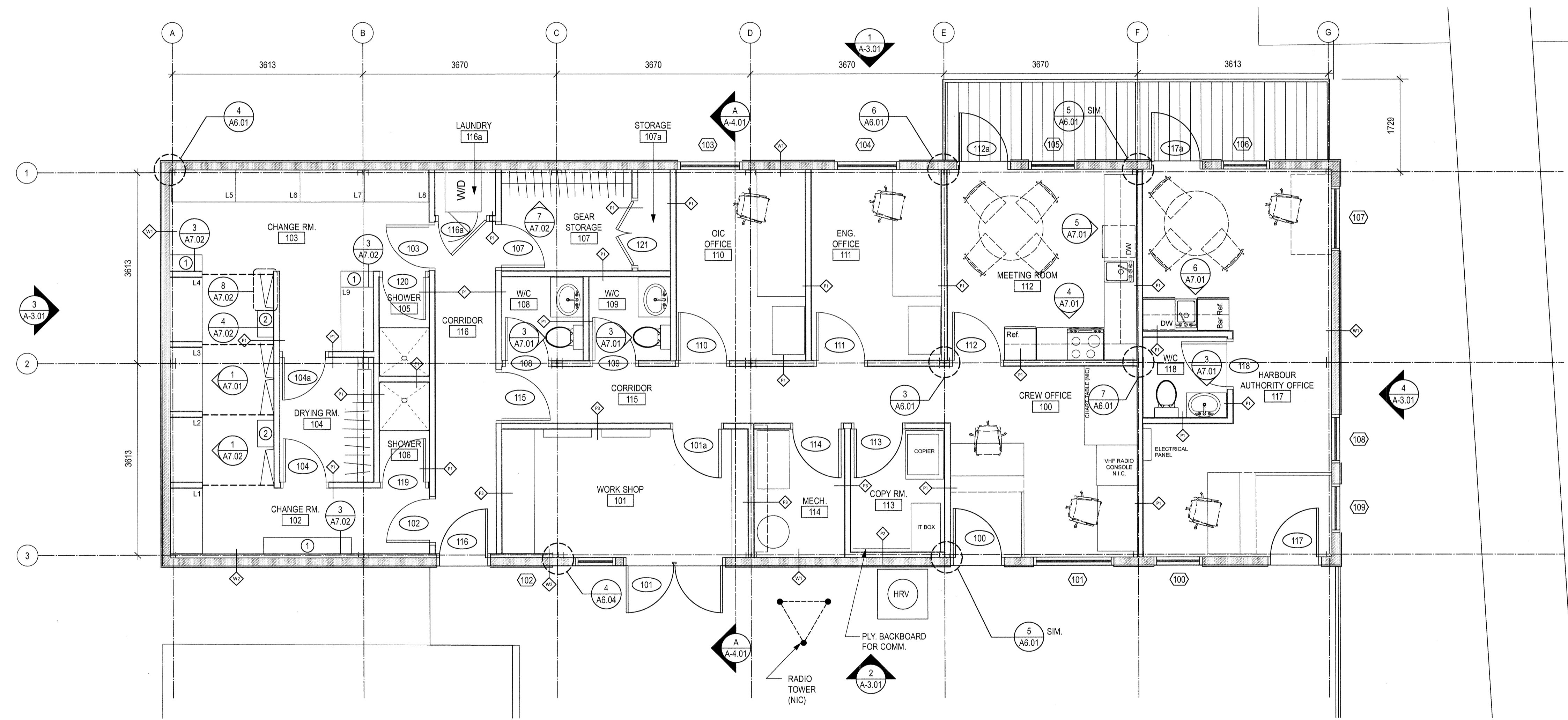
PWGSC Project Manager/Administrateur de Projets TPSGC

PWGSC Regional Manager, Architectural and Engineering Services/  
 Gestionnaire régionale, Services d'architecture et de génie, TPSGC  
**PREETIPAL PAUL**

Drawing title/Titre du dessin

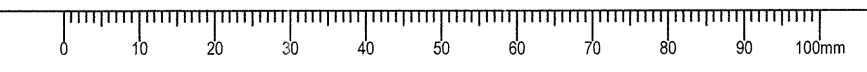
**FLOOR PLAN**

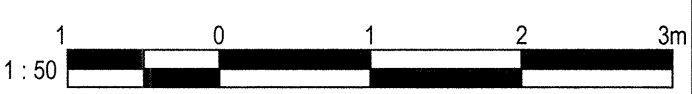
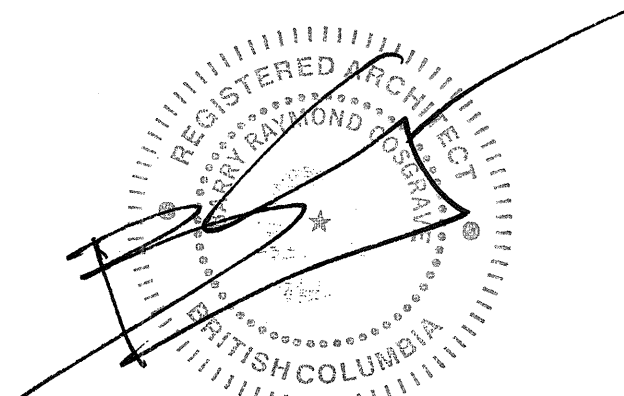
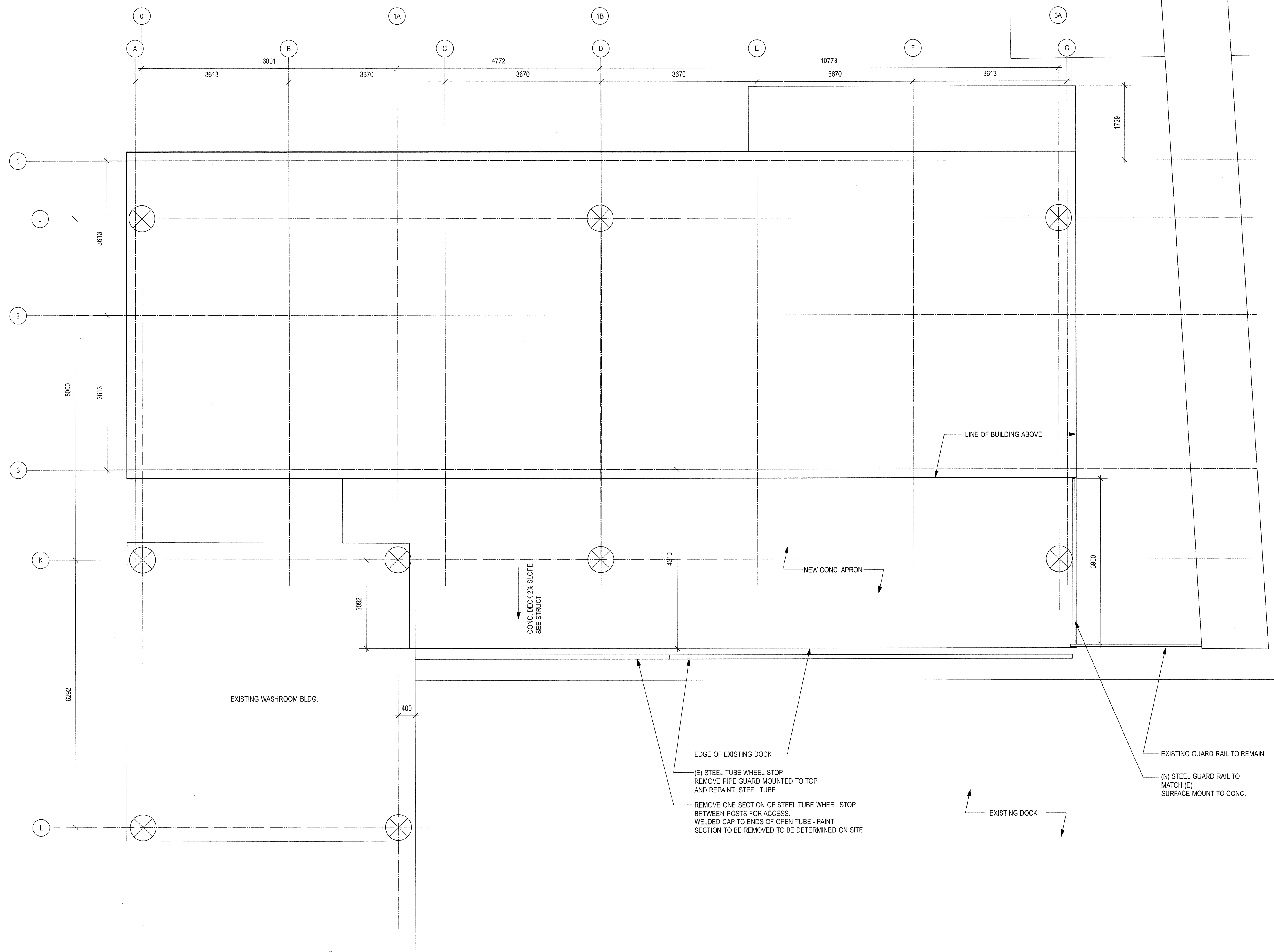

Project No./No. du projet	Sheet/ Feuille	Revision no./ La Révision no.
<b>2016522</b>	<b>A2.01</b>	<b>2</b>
	OF	



**1 FLOOR PLAN**  
 A2.01 SCALE: 1:50

Date: 16:59 3:32:08 PM File name: E:\000000\2016\2016-09-19\2016-09-19\_01.dwg  
 PWGSC - B1 - 1000/707





Revision/Revision	Description/Description	Date/Date
3	TENDER	2016-09-19
2	85% REVIEW	2016-08-15
1	86% REVIEW	2016-07-25

Client/client

**FISHERIES AND OCEANS,  
REAL PROPERTY,  
SAFETY AND SECURITY**  
  
VANCOUVER, BC  
200-401 BURRARD ST.

Project title/Titre du projet  
**FAIRVIEW HARBOUR  
PRINCE RUPERT, B.C.**

**PRINCE RUPERT  
SAR STATION**

Consultant Signature Box Only

Designed by/Concept par  
**RH**

Drawn by/Dessiné par  
**CM**

PWGC Project Manager/Administrateur de Projets TPSGC

PWGC, Regional Manager, Architectural and Engineering Services/  
Gestionnaire régionale, Services d'architecture et de génie, TPSGC

**PREETIPAL PAUL**

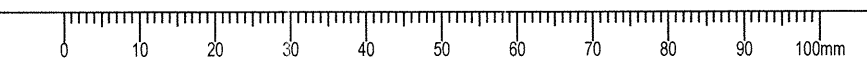
Drawing title/Titre du dessin

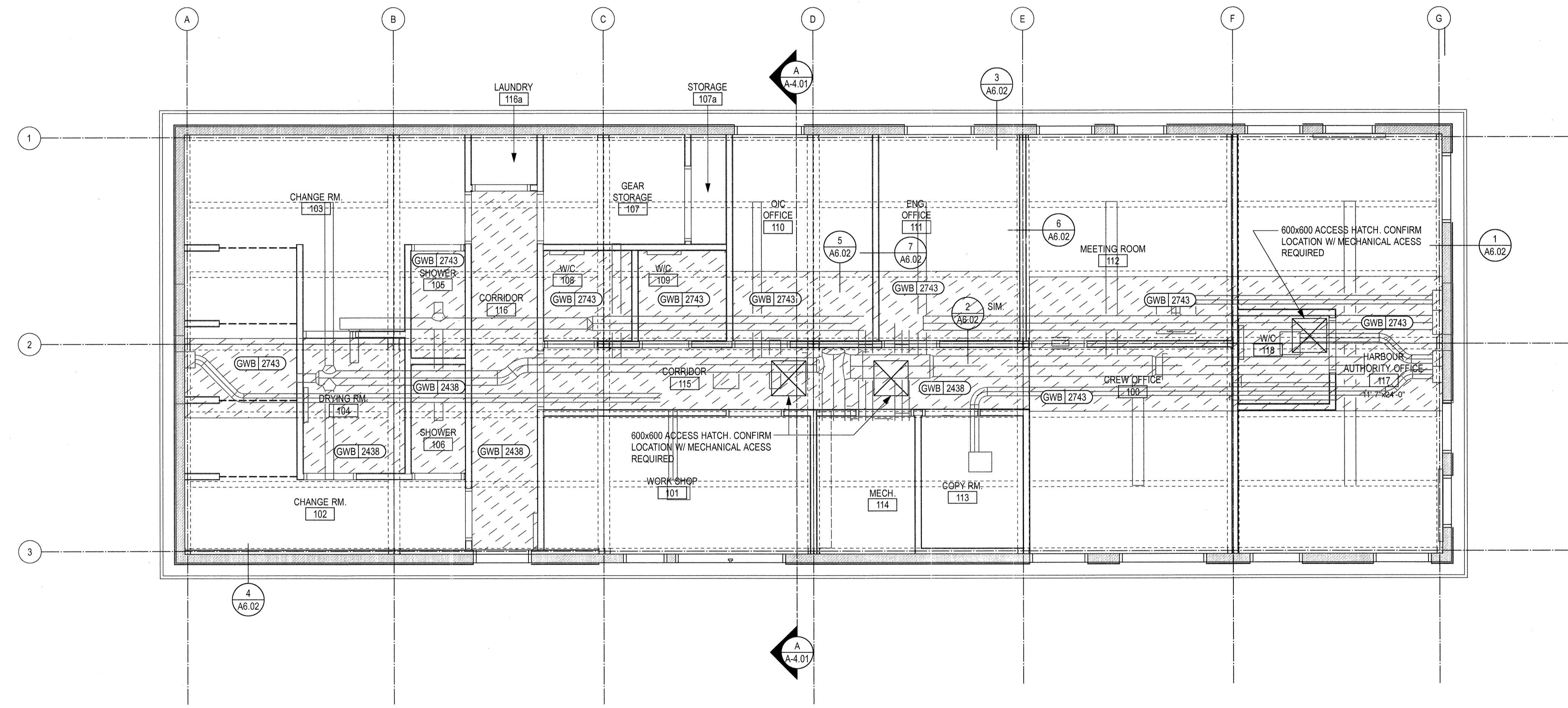
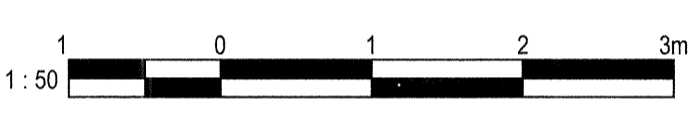
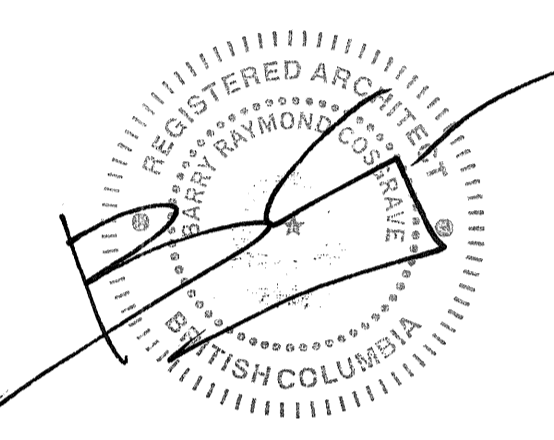

**PILING & CONC. APRON LAYOUT**

Project No./No. du projet	Sheet/ Feuille	Revision no./ La Révision no.
2016522	<b>A2.02</b>	<b>2</b>
	OF	

**1 PILING & CONC APRON LAYOUT**  
SCALE: 1:50

File: 16-52 - 03-08-24 - PWGC - 00000000 - PRINCE\_RUPERT\_SAR\_STATION\_LAYOUT.dwg





**1 REFLECTED CEILING PLAN**  
 A2.03 SCALE: 1:50

3	TENDER	2016-08-19
2	95% REVIEW	2016-08-15
1	66% REVIEW	2016-07-25

**FISHERIES AND OCEANS,  
 REAL PROPERTY,  
 SAFETY AND SECURITY**

**VANCOUVER, BC  
 200-401 BURRARD ST.**

Project title/Titre du projet  
**FAIRVIEW HARBOUR  
 PRINCE RUPERT, B.C.**

**PRINCE RUPERT  
 SAR STATION**

Consultant Signature Box Only

Designed by/Concept par  
**RH**

Drawn by/Dessine par  
**CM**

PWGSC Project Manager/Administrateur de Projets TPSGC  
 --

PWGSC Regional Manager, Architectural and Engineering Services/  
 Gestionnaire régionale, Services d'architecture et de génie, TPSGC  
**PREETIPAL PAUL**

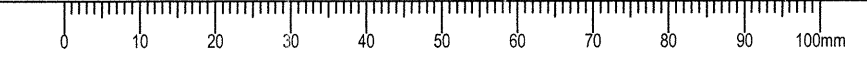
Drawing title/Titre du dessin

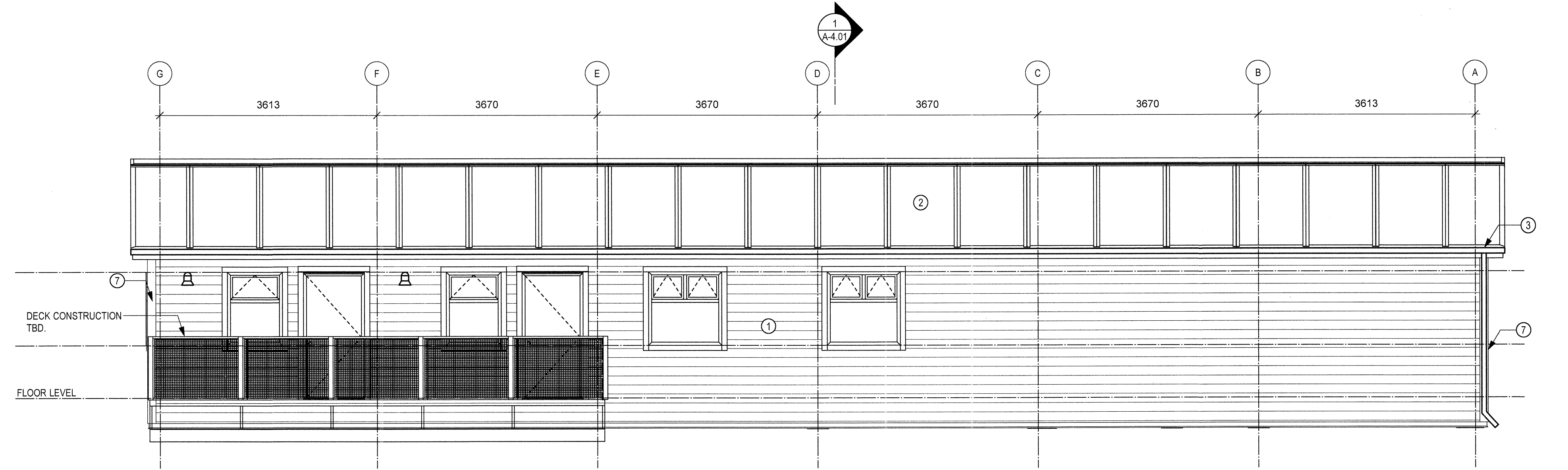
**REFLECTED CEILING PLAN**

Project No./No. du projet <b>2016522</b>	Sheet/ Feuille <b>A2.03</b>	Revision no./ La Révision no. <b>2</b>
---	--------------------------------	--

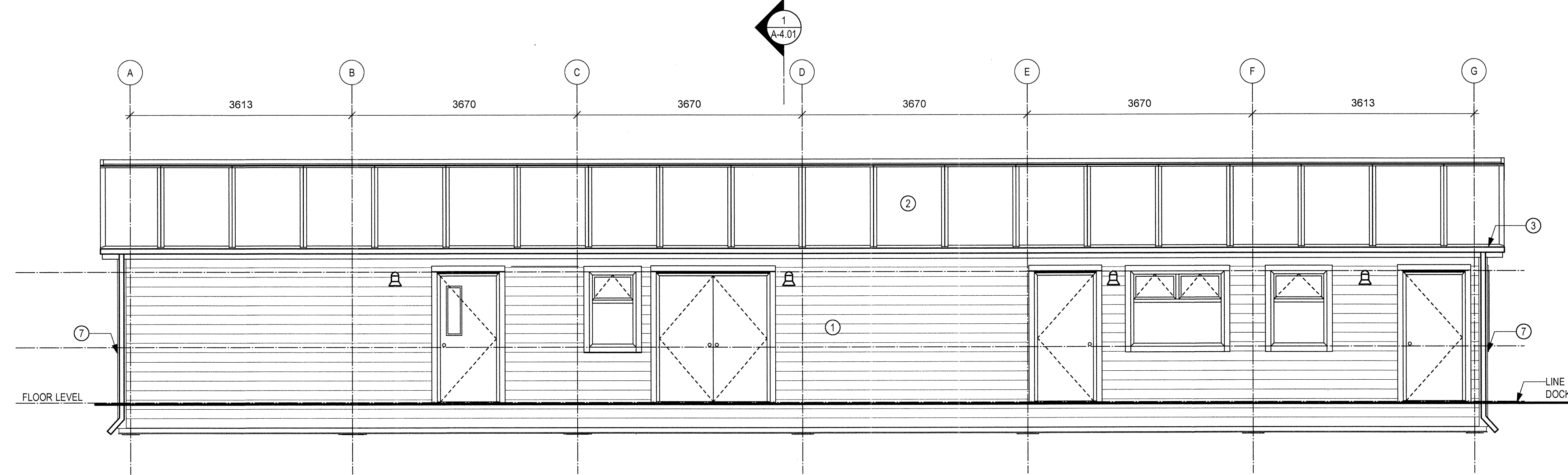
OF

Date: 16:59 23/08/2016 File name: P:\000000\2016\2016-08-19\2016-08-19\2016-08-19.dwg

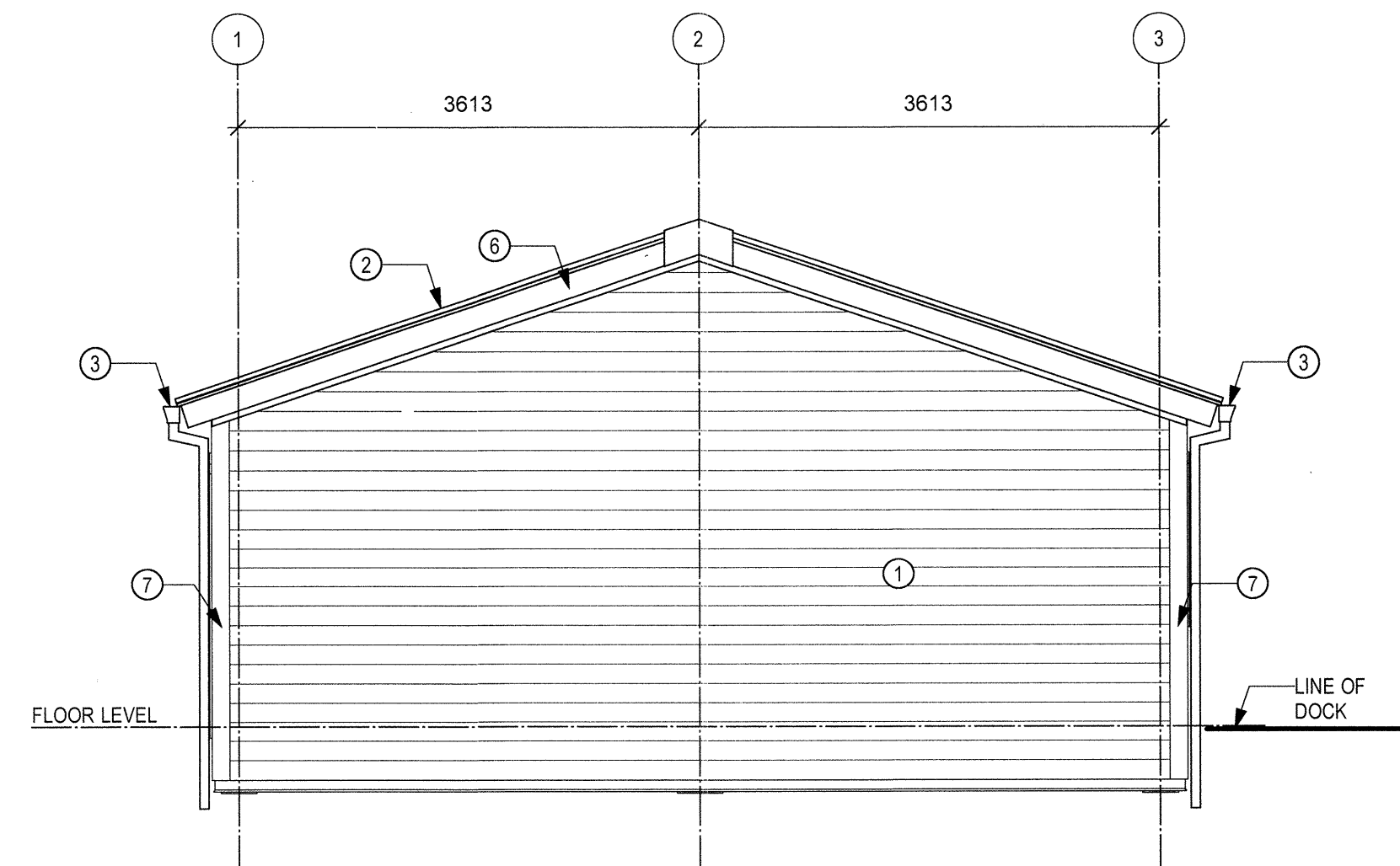




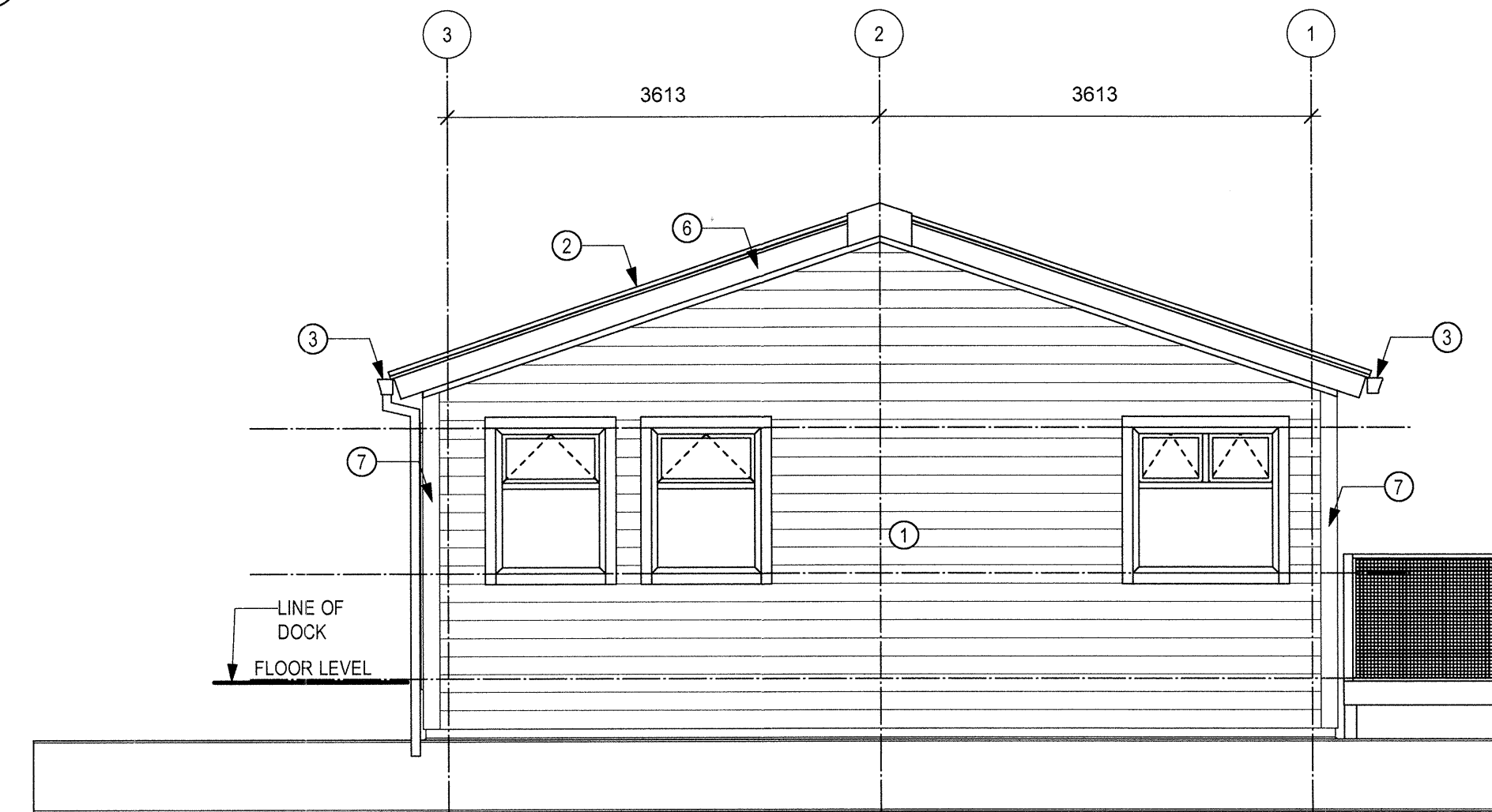
1 EAST ELEVATION  
A3.01 SCALE: 1:50



2 WEST ELEVATION  
A3.01 SCALE: 1:50



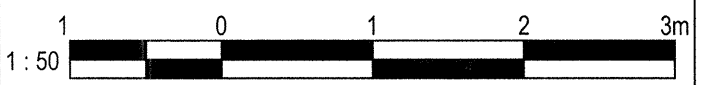
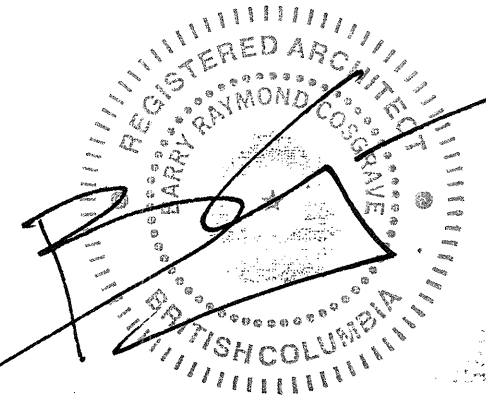
3 NORTH ELEVATION  
A3.01 SCALE: 1:50



4 SOUTHELEVATION  
A3.01 SCALE: 1:50

KEY NOTES:

- ① HARDI PLANK SIDING
- ② METAL ROOF
- ③ GUTTER
- ④ NOT USED
- ⑤ NOT USED
- ⑥ METAL FLASHING
- ⑦ HARDI TRIM SMOOTH



Revision/	Description/Description	Date/Date
3	TENDER	2016-06-19
2	95% REVIEW	2016-08-15
1	65% REVIEW	2016-07-25

Client/Client  
**FISHERIES AND OCEANS,  
REAL PROPERTY,  
SAFETY AND SECURITY**  
VANCOUVER, BC  
200-401 BURRARD ST.

Project title/Titre du projet  
**FAIRVIEW HARBOUR  
PRINCE RUPERT, B.C.**

**PRINCE RUPERT  
SAR STATION**

Consultant Signature Box Only

Designed by/Concept par  
**RH**

Drawn by/Dessine par  
**CM**

PWGS/C Project Manager/Administrateur de Projets TPSGC

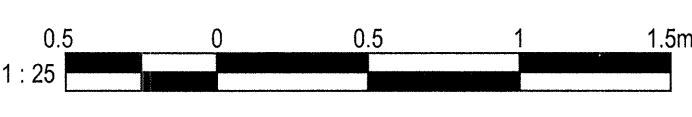

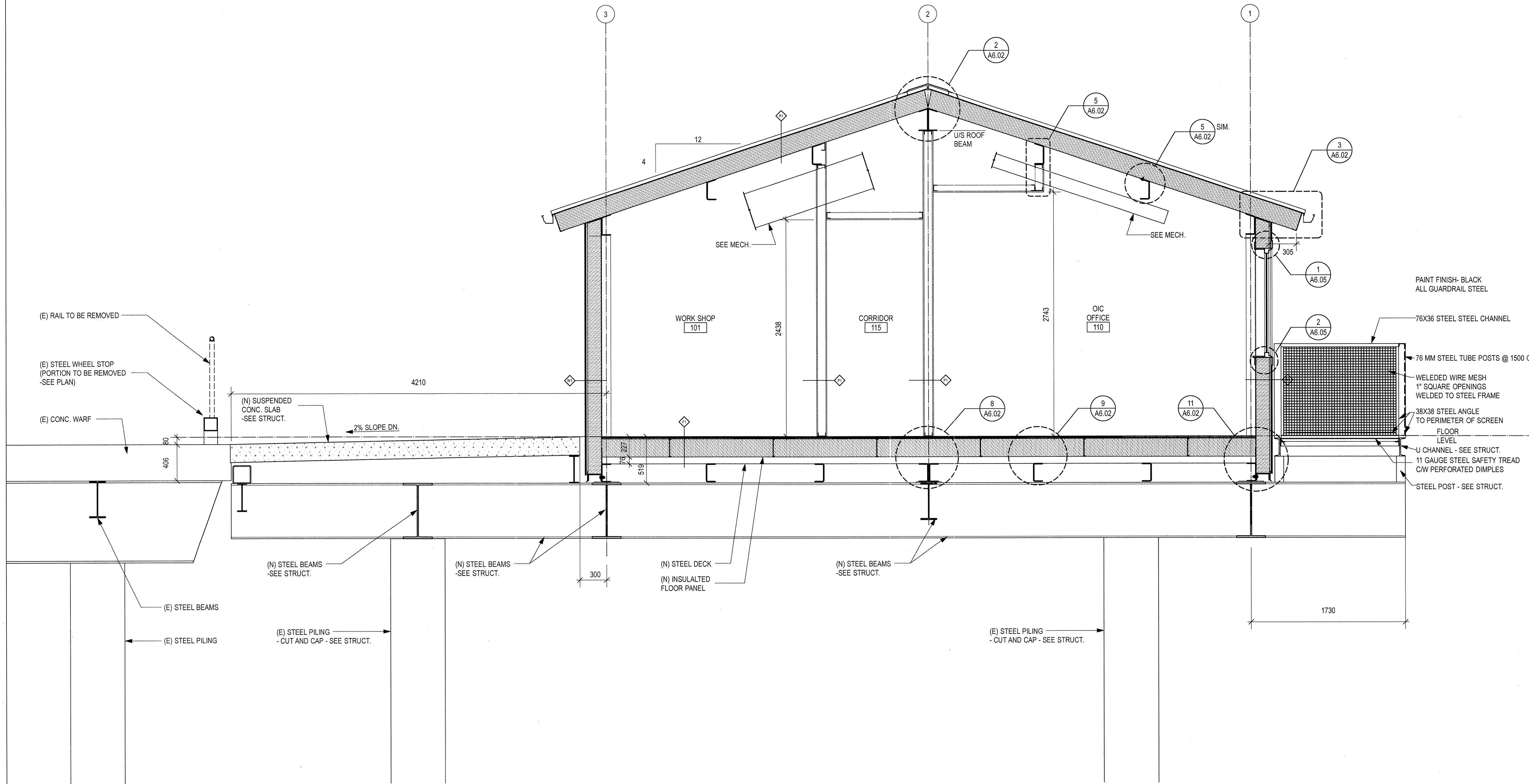
PWGS/C Regional Manager, Architectural and Engineering Services/  
Gestionnaire régionale, Services d'architecture et de génie, TPSGC  
**PREETIPAL PAUL**

Drawing title/Titre du dessin

**EXTERIOR  
ELEVATIONS**

Project No./No. du projet	Sheet/ Feuille	Revision no./ La Révision no.
<b>2016522</b>	<b>A3.01</b>	<b>2</b>

OF



3	TENDER	2016-09-19
2	95% REVIEW	2016-08-15
1	86% REVIEW	2016-07-25
Revision/	Description/Description	Date/Date

Client/Client  
**FISHERIES AND OCEANS,  
REAL PROPERTY,  
SAFETY AND SECURITY**  
VANCOUVER, BC  
200-401 BURRARD ST.

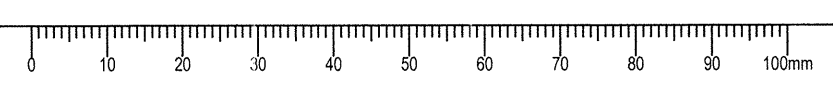
Project title/Titre du projet  
**FAIRVIEW HARBOUR  
PRINCE RUPERT, B.C.**  
  
**PRINCE RUPERT  
SAR STATION**

Consultant Signature Box Only  
  
Designed by/Concept par  
**RH**  
Drawn by/Dessine par  
**CM**  
PWGSC Project Manager/Administrateur de Projets TPSGC  
--  
PWGSC Regional Manager, Architectural and Engineering Services/  
Gestionnaire régionale, Services d'architecture et de génie, TPSGC  
**PREETIPAL PAUL**

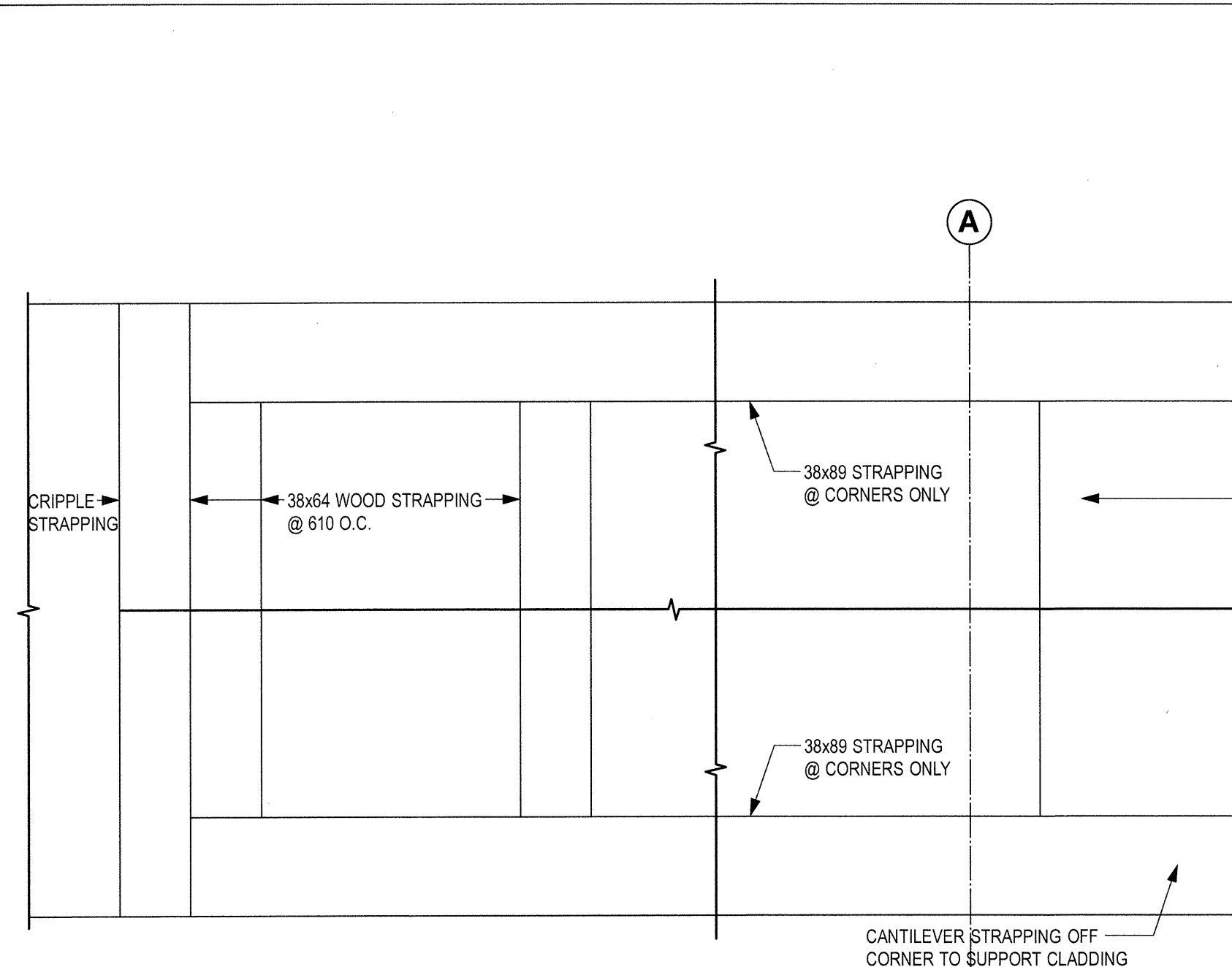
Drawing title/Titre du dessin  
  
**SECTIONS**

Project No./No. du projet	Sheet/ Feuille	Revision no./ La Révision no.
<b>2016522</b>	<b>A4.01</b>	<b>2</b>
	OF	

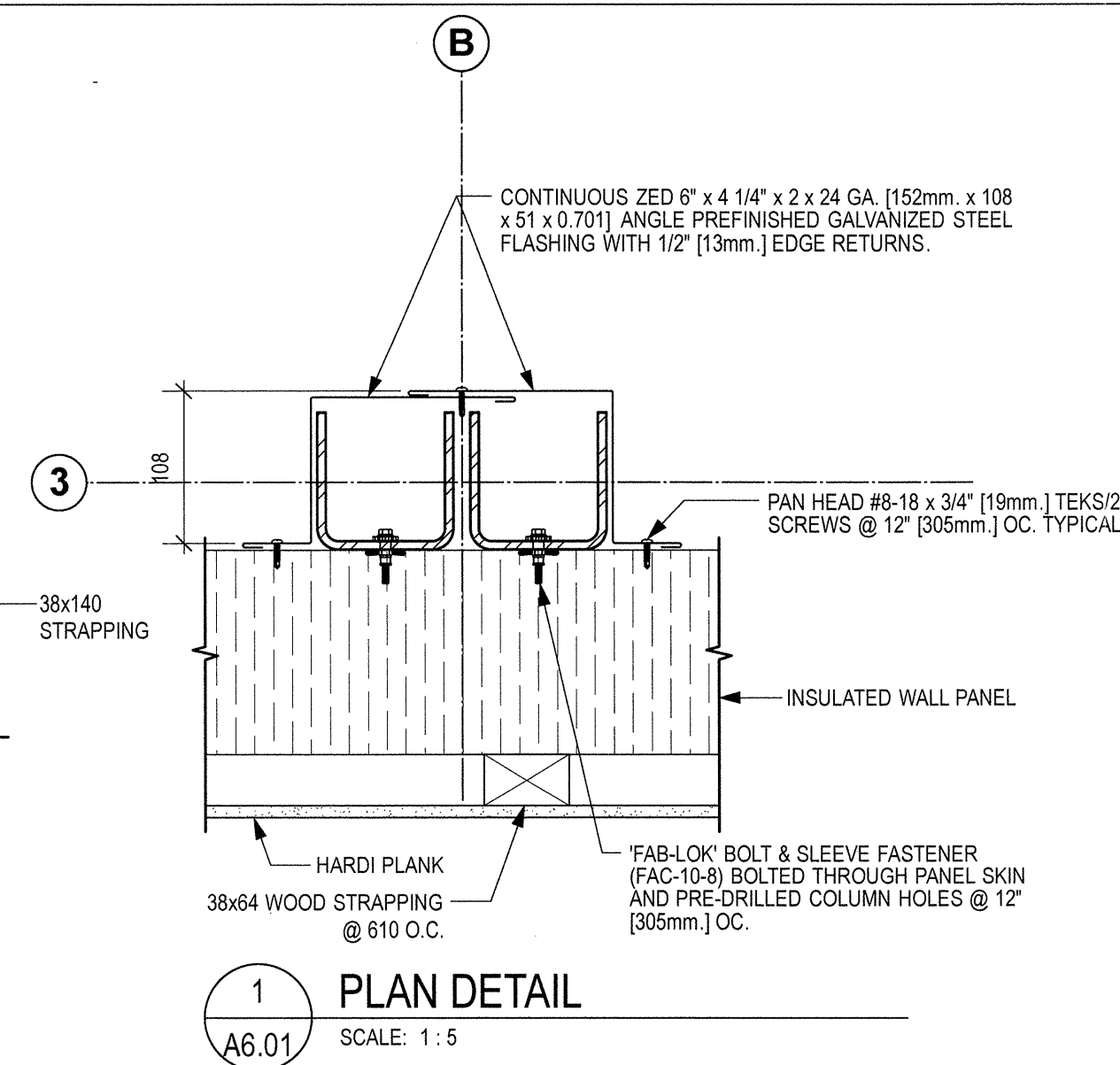
**1 SECTIONS**  
SCALE: 1:25



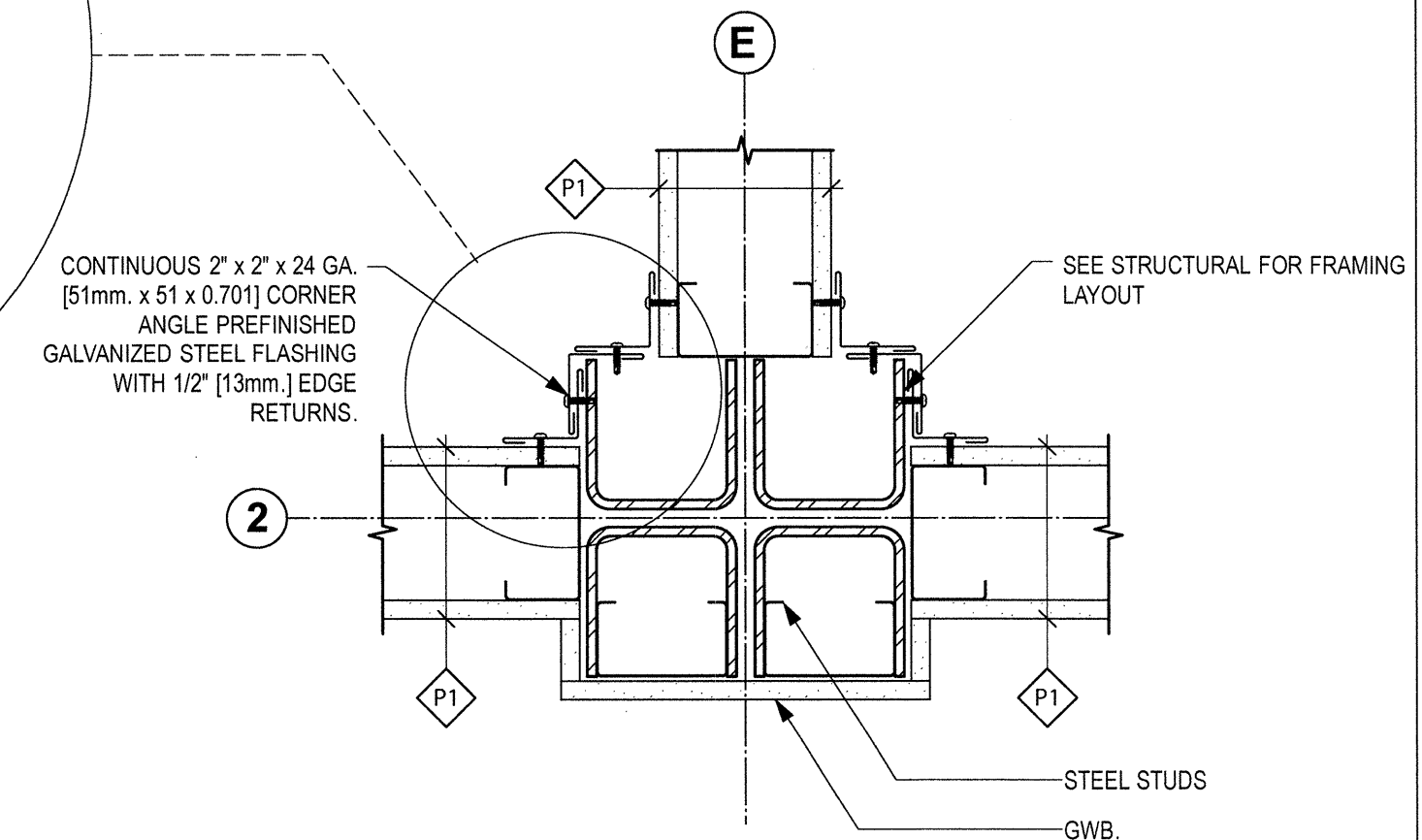
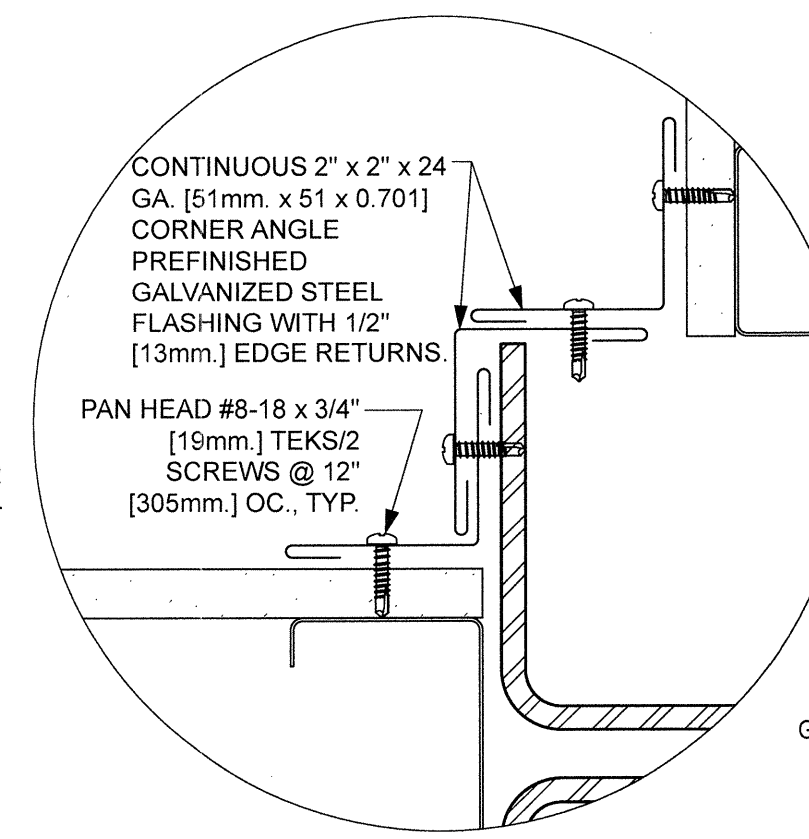
Date: 06-09 13:30:00 PM File name: R:\000000\2016-09-19\A4.01\A4.01.dwg



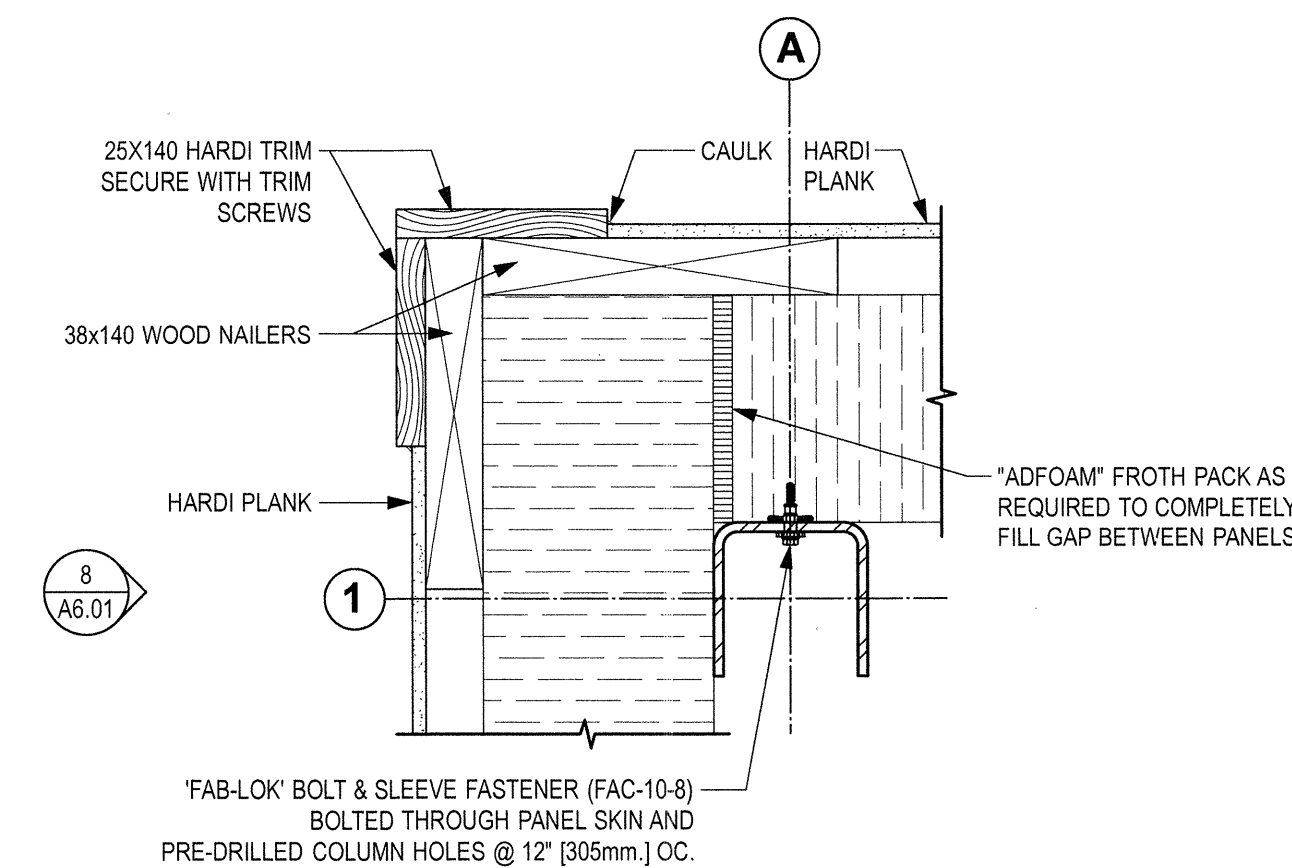
8 CORNER FRAMING ELEVATION - INTERIOR OF RAINSCREEN  
A6.01 SCALE: 1:5



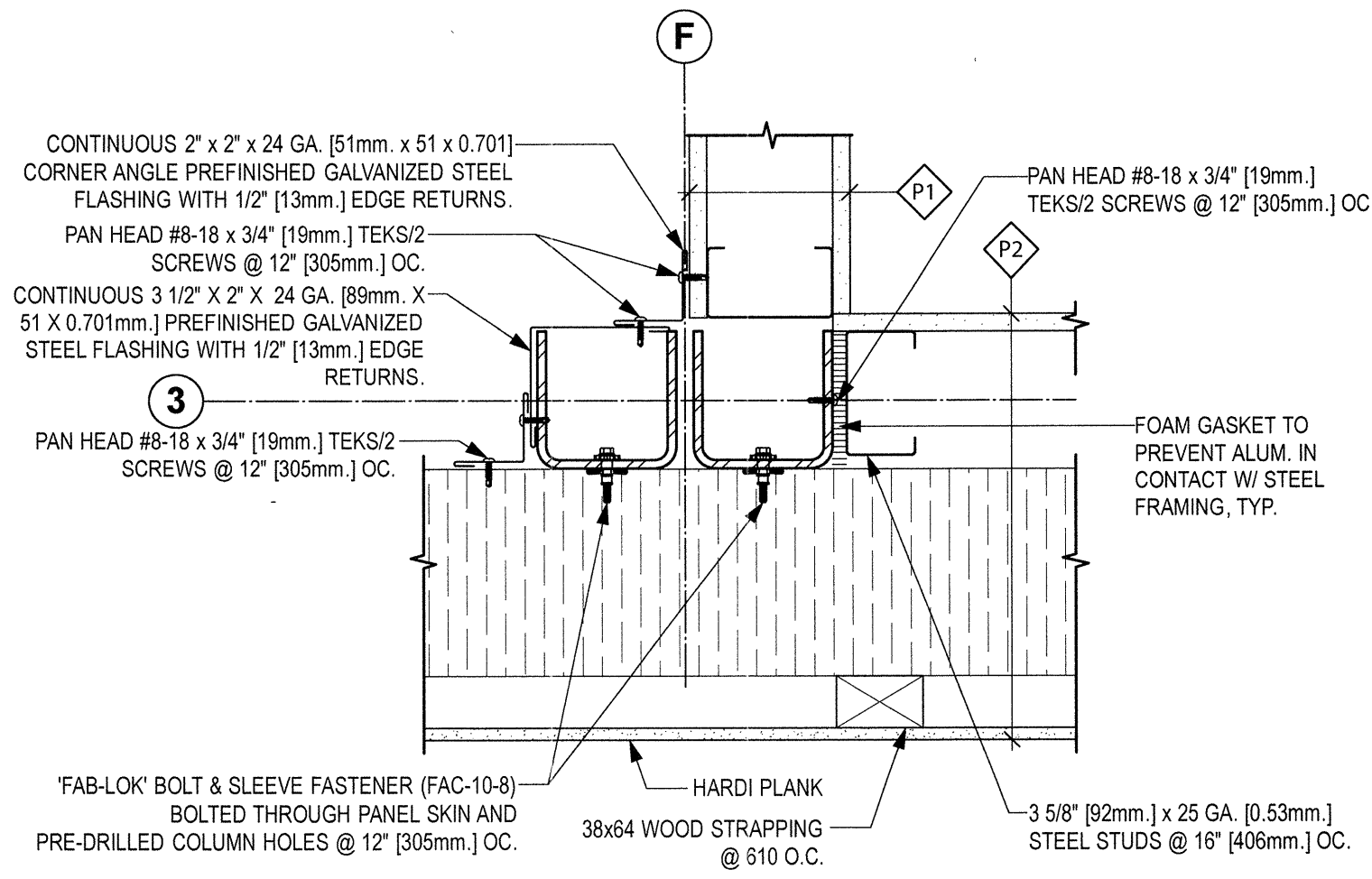
1 PLAN DETAIL  
A6.01 SCALE: 1:5



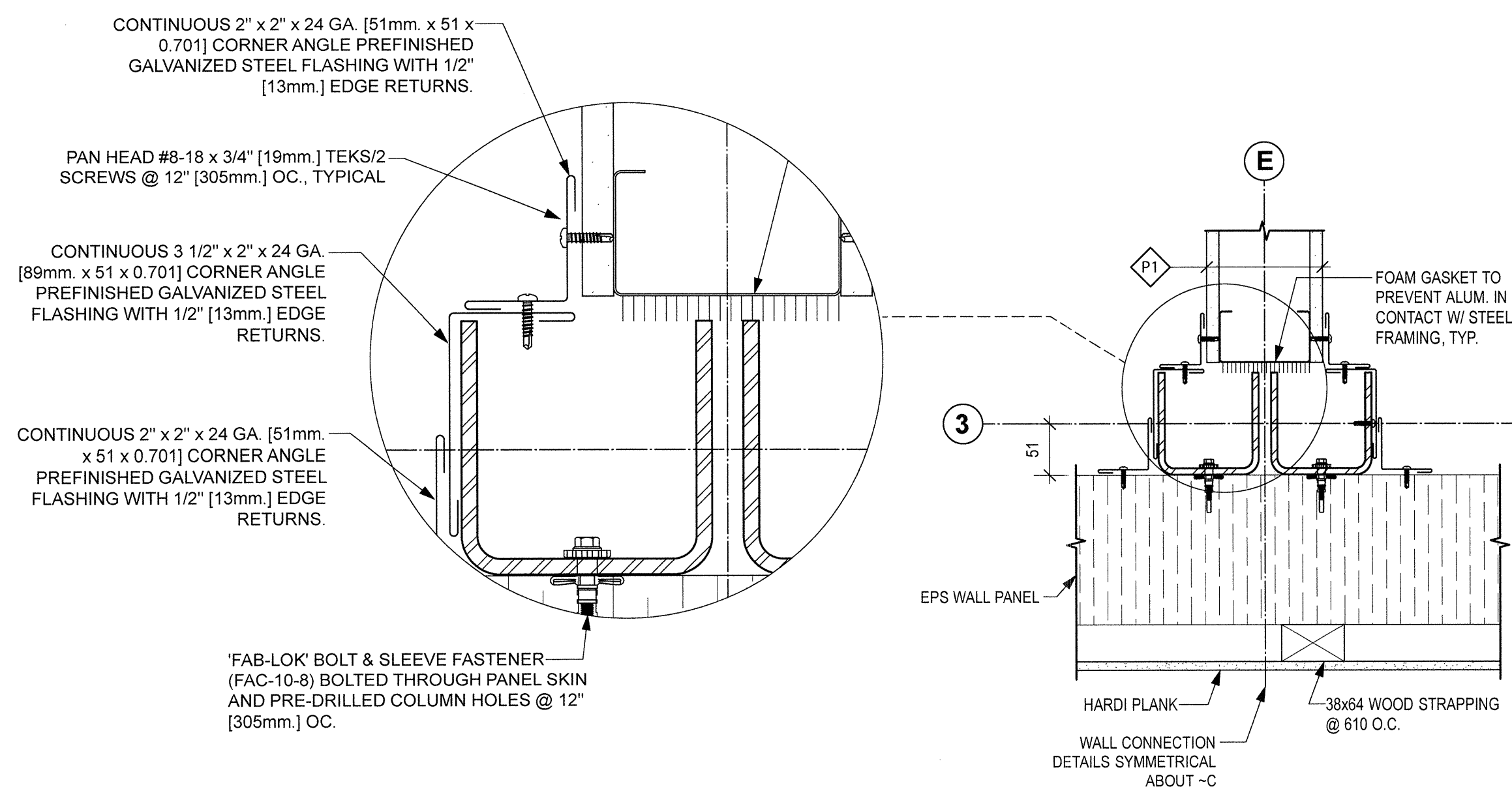
3 PLAN DETAIL  
A6.01 SCALE: 1:5



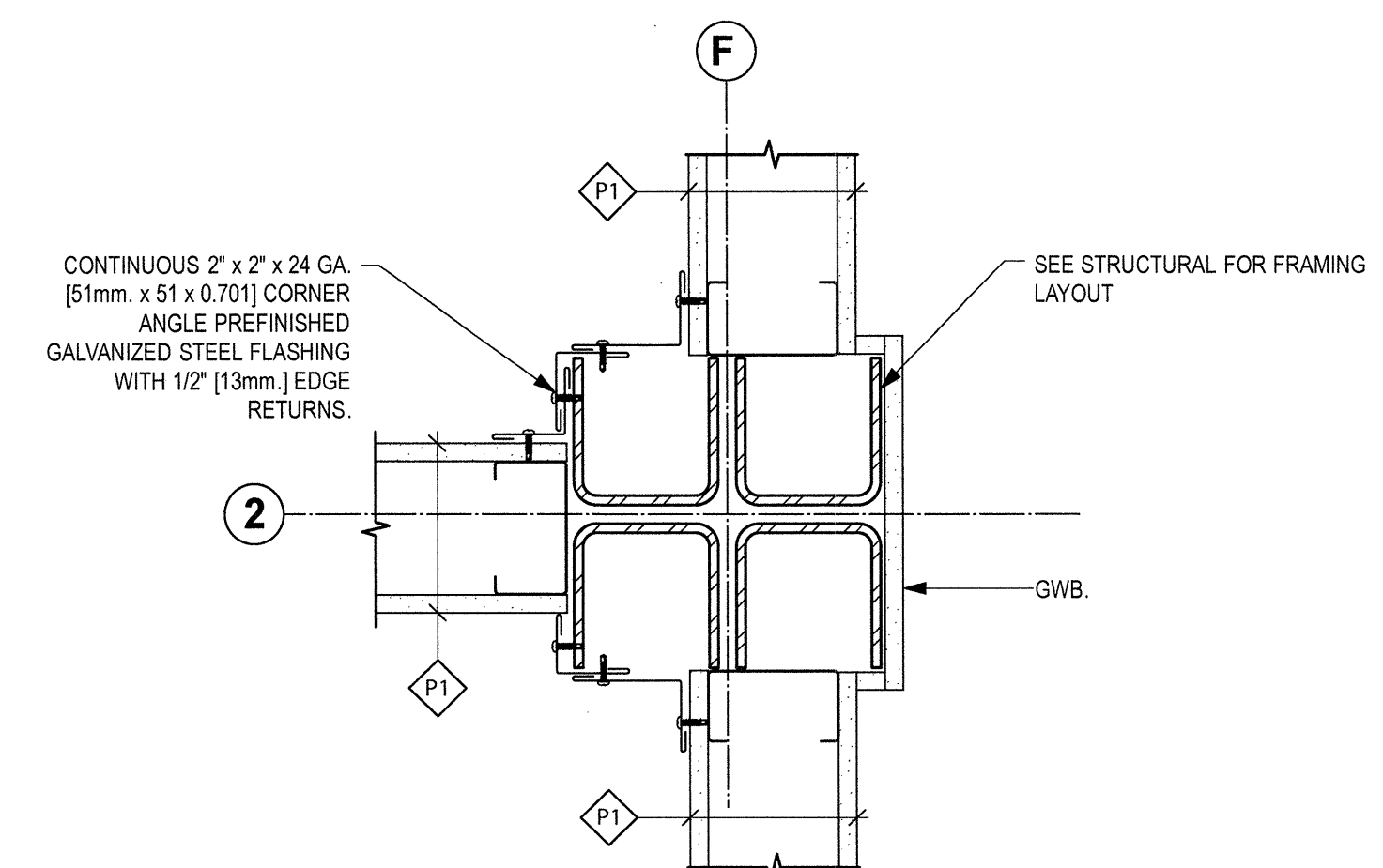
4 PLAN DETAIL  
A6.01 SCALE: 1:5



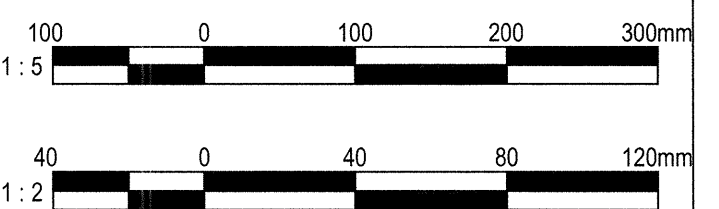

5 PLAN DETAIL  
A6.01 SCALE: 1:5



6 PLAN DETAIL  
A6.01 SCALE: 1:5



7 PLAN DETAIL  
A6.01 SCALE: 1:5



3	TENDER	2016-09-19
2	95% REVIEW	2016-08-15
1	66% REVIEW	2016-07-25
Revision/	Description/Description	Date/Date

Client/client  
**FISHERIES AND OCEANS, REAL PROPERTY, SAFETY AND SECURITY**  
VANCOUVER, BC  
200-401 BURRARD ST.

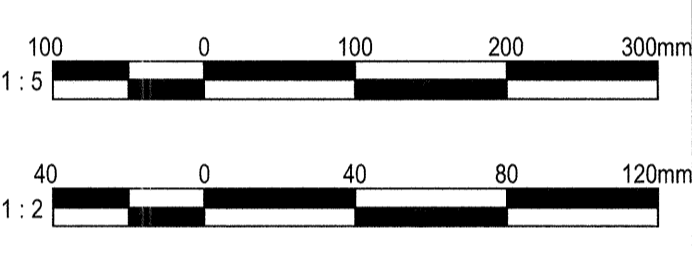
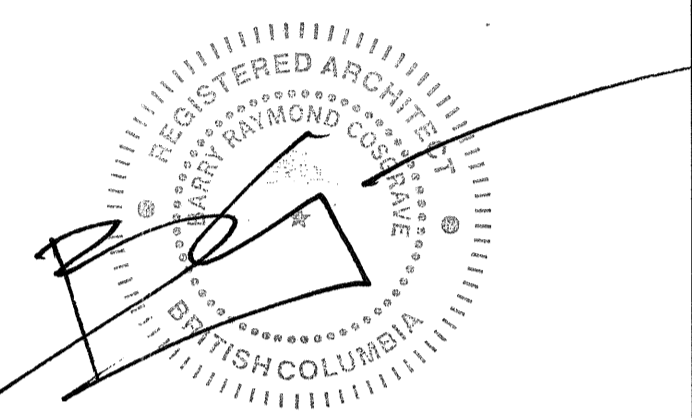
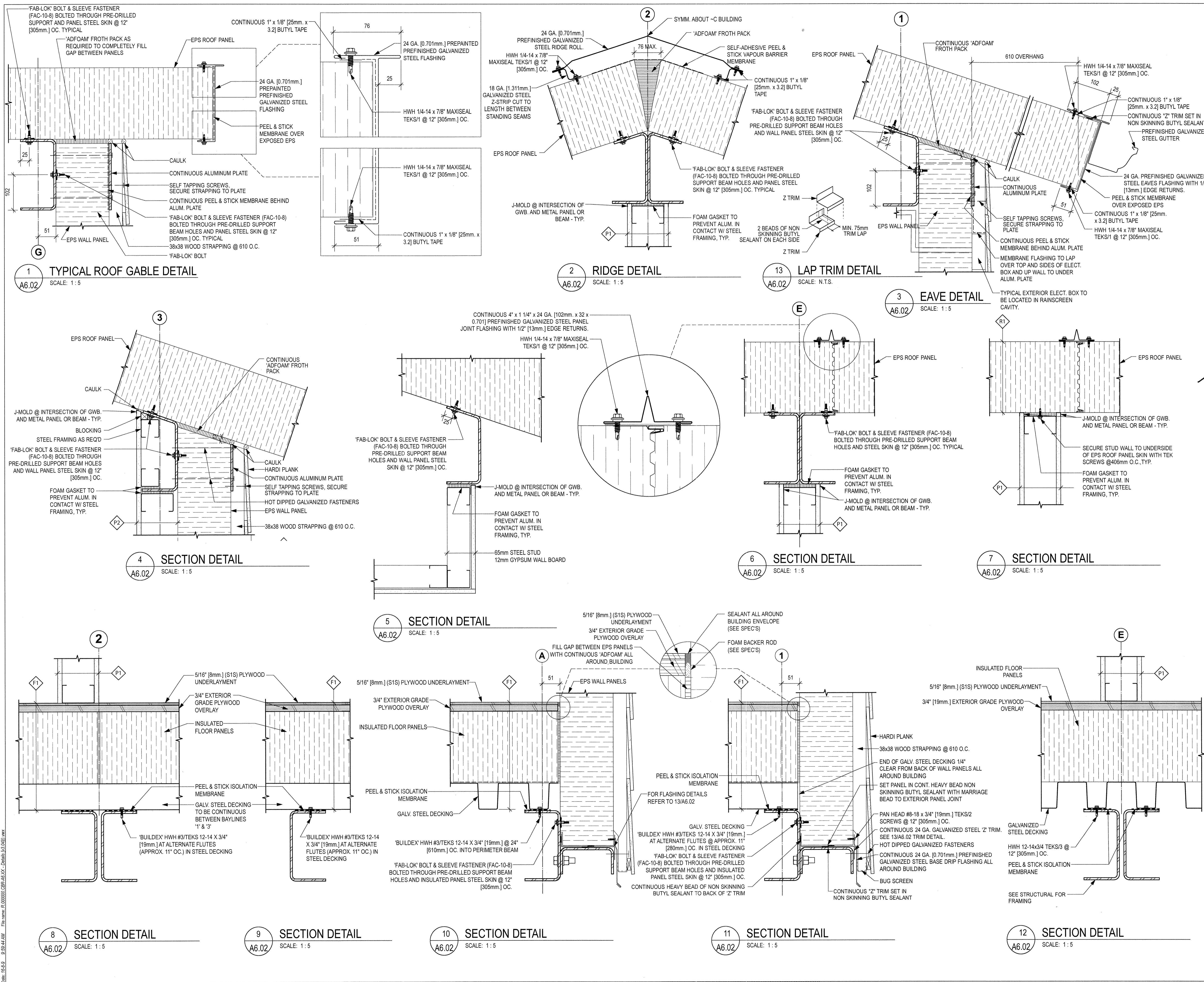
Project title/Titre du projet  
**FAIRVIEW HARBOUR PRINCE RUPERT, B.C.**  
**PRINCE RUPERT SAR STATION**

Consultant Signature Box Only  
Designed by/Concept par  
**RH**  
Drawn by/Dessiné par  
**CM**  
PWGSC Project Manager/Administrateur de Projets TPSGC  
PWGSC Regional Manager, Architectural and Engineering Services/  
Gestionnaire régionale, Services d'architecture et de génie, TPSGC  
**PREETIPAL PAUL**  
Drawing title/Titre du dessin

**DETAILS**

Project No./No. du projet	Sheet/ Feuille	Revision no./ La Révision no.
2016522	<b>A6.01</b>	<b>2</b>
	OF	





3	TENDER	2016-09-19
2	65% REVIEW	2016-08-15
1	66% REVIEW	2016-07-25
Revision/	Description/Description	Date/Date

Client/Client  
**FISHERIES AND OCEANS,  
 REAL PROPERTY,  
 SAFETY AND SECURITY**  
 VANCOUVER, BC  
 200-401 BURRARD ST.

Project title/Titre du projet  
**FAIRVIEW HARBOUR  
 PRINCE RUPERT, B.C.**

**PRINCE RUPERT  
 SAR STATION**

Consultant Signature Box Only

Designed by/Concept par  
**RH**

Drawn by/Dessiné par  
**CM**

PWSSC Project Manager/Administrateur de Projets TPSGC


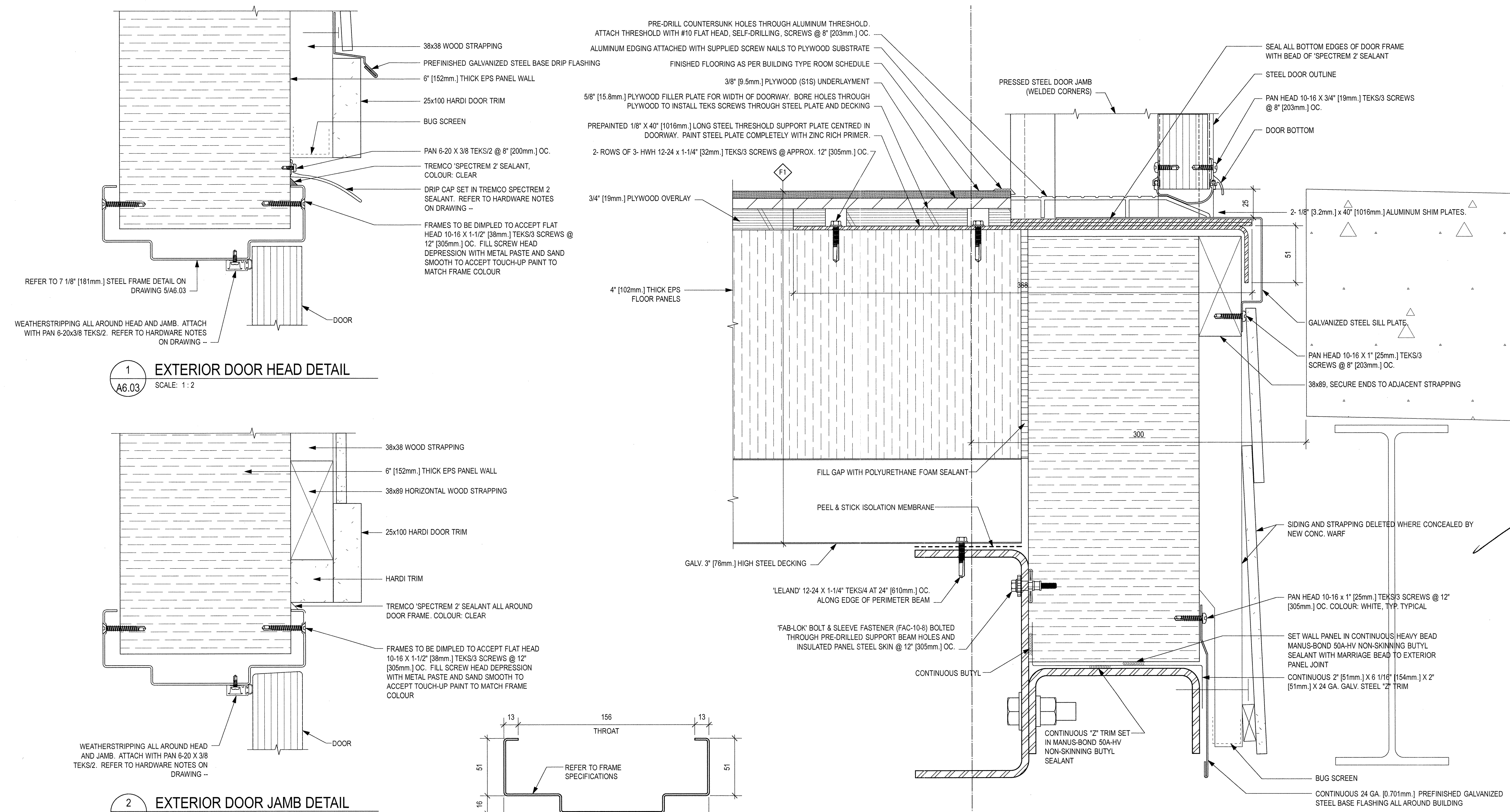
PWSSC Regional Manager, Architectural and Engineering Services/  
 Gestionnaire régionale, Services d'architecture et de génie, TPSGC  
**PREETIPAL PAUL**

Drawing title/Titre du dessin

**DETAILS**

Project No./No. du projet	Sheet/ Feuille	Revision no./ La Révision no.
2016522	<b>A6.02</b>	<b>2</b>
	OF	

16-09-2016 10:59:44 AM C:\Users\paul.p\OneDrive\Documents\20160920\20160920.dwg  
 PWSSC - 81 - 1000787



3	TENDER	2016-09-19
2	65% REVIEW	2016-08-15
1	66% REVIEW	2016-07-25
Revision/Revisión	Description/Description	Date/Date

Client/Client: **FISHERIES AND OCEANS, REAL PROPERTY, SAFETY AND SECURITY**  
 VANCOUVER, BC  
 200-401 BURRARD ST.

Project title/Titre du projet: **FAIRVIEW HARBOUR PRINCE RUPERT, B.C.**

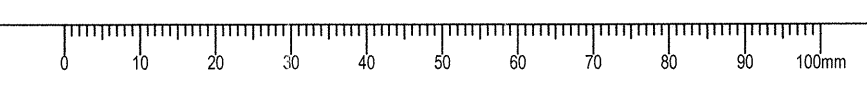
**PRINCE RUPERT SAR STATION**

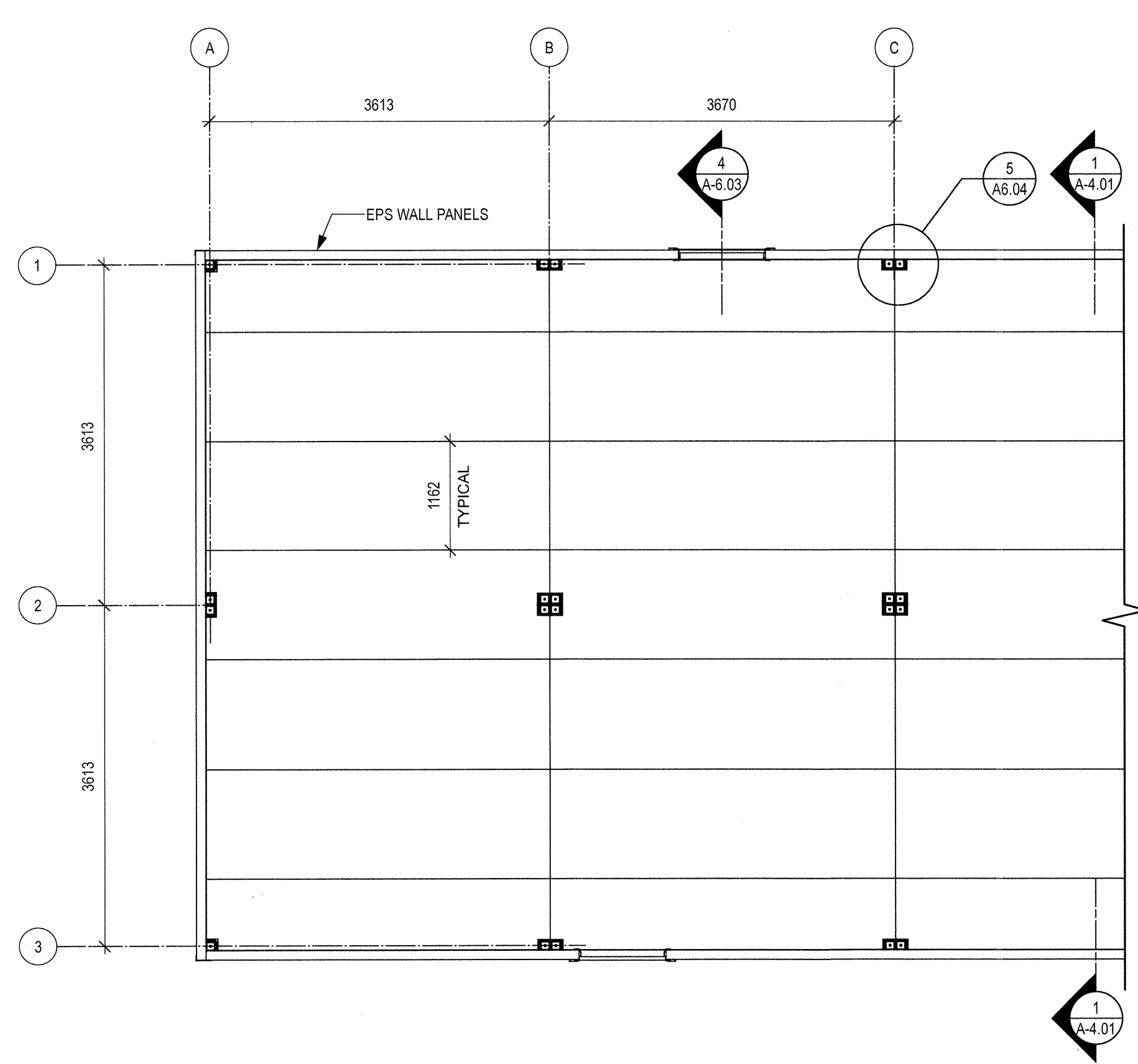
Consultant Signature Box Only  
 Designed by/Concept par: **RH**  
 Drawn by/Dessiné par: **CM**  
 PWGSC Project Manager/Administrateur de Projets TPSGC: **PREETIPAL PAUL**  
 PWGSC Regional Manager, Architectural and Engineering Services/ Gestionnaire Régionale, Services d'architecture et de génie, TPSGC: **PREETIPAL PAUL**

Drawing title/Titre du dessin: **DETAILS**

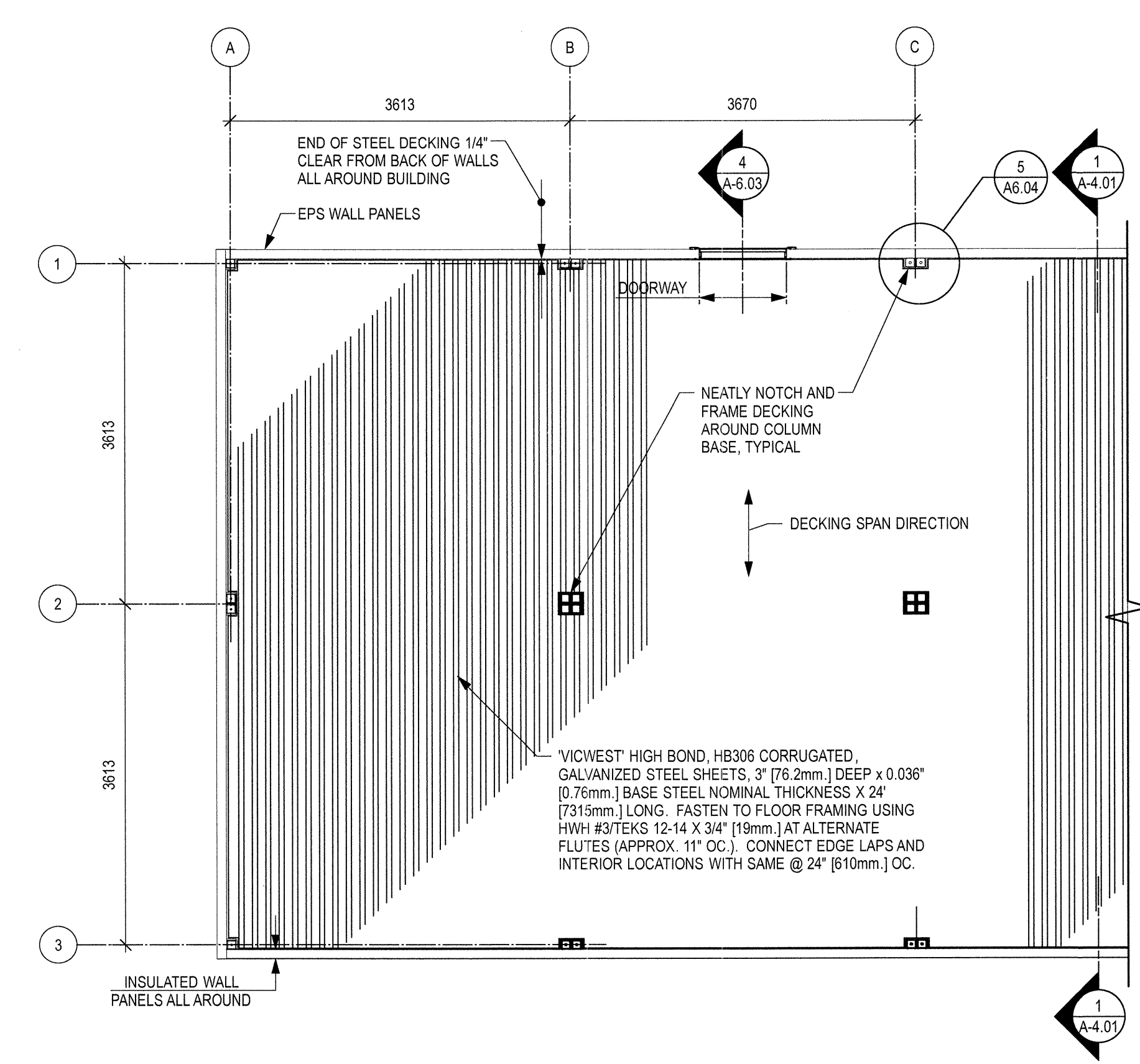
Project No./No. du projet: <b>2016522</b>	Sheet/ Feuille: <b>A6.03</b>	Revision no./ La Révision no.: <b>2</b>
	OF	

File name: C:\000000\2016-05-04-01 - 2016-05-04-01.rvt  
 Date: 16:59 2016-05-04  
 PWGSC-B1-1000/070



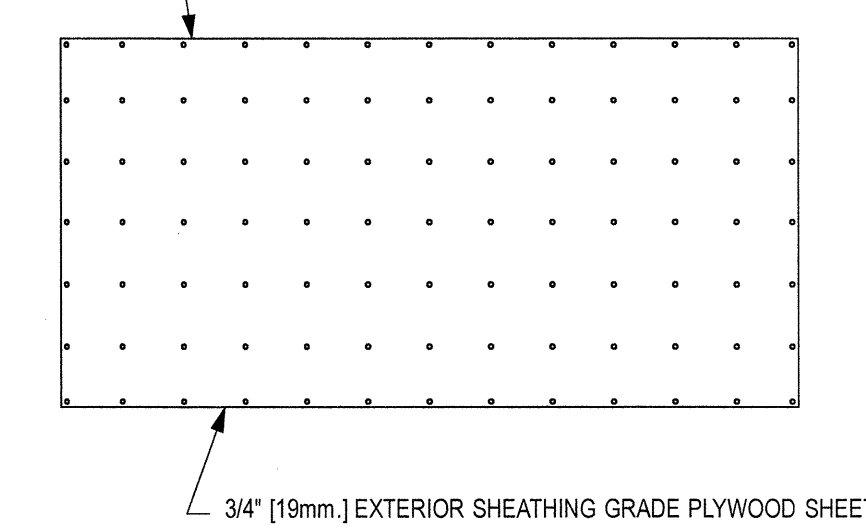


1 INSULATED PANEL FLOOR PLAN  
A6.04 SCALE: 1:50

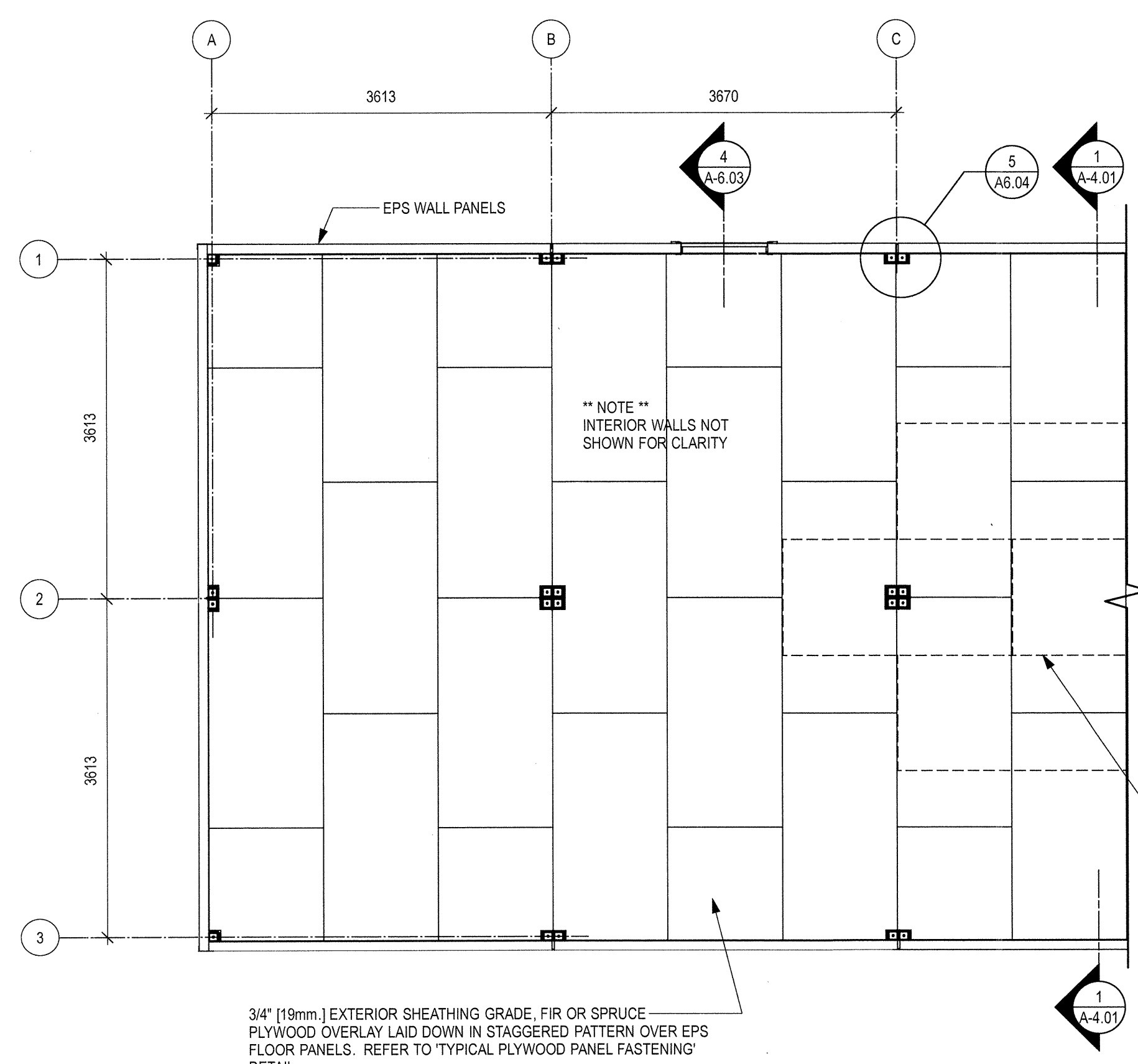


2 CORRUGATED STEEL DECKING PLAN  
A6.04 SCALE: 1:50

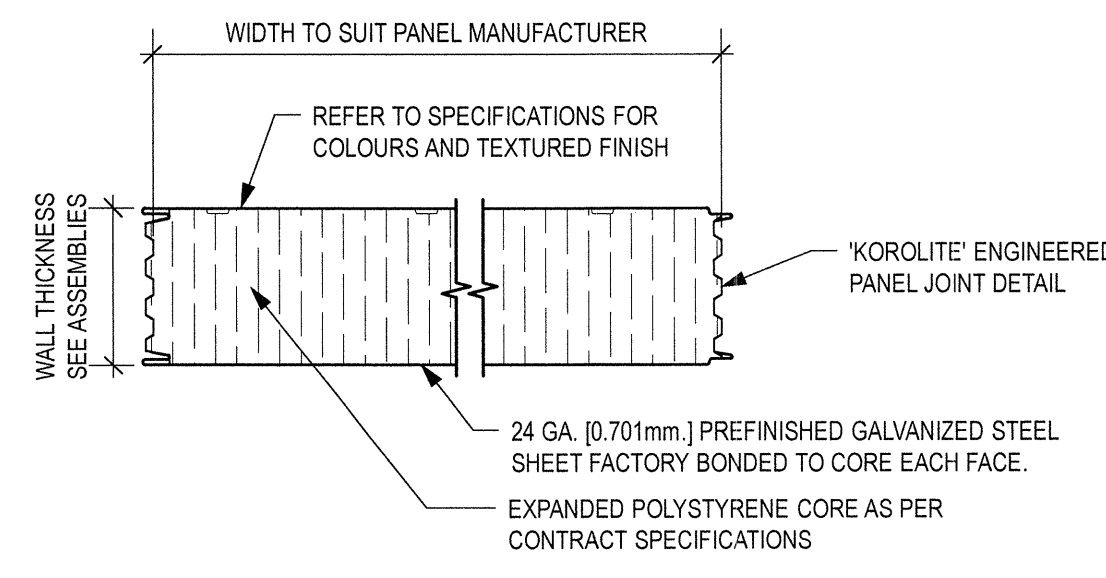
COURSE THREAD TYPE 'W', #6-9 x 1-5/8" [41mm.] #2 PHILLIPS DRIVE, BUGLE HEAD DRYWALL SCREWS WITH BLACK PHOSPHATE FINISH @ 8" [203mm.] EACH WAY. FASTEN SCREWS USING TORQUE LIMITING SCREW GUN TO SET SCREW HEADS 1/32" [0.8-1.0mm.] BELOW PLYWOOD SURFACE. THE SCREW THREADS SHALL EXTEND THROUGH THE TOP 24 GA. STEEL SKIN OF EPS FLOOR PANEL.



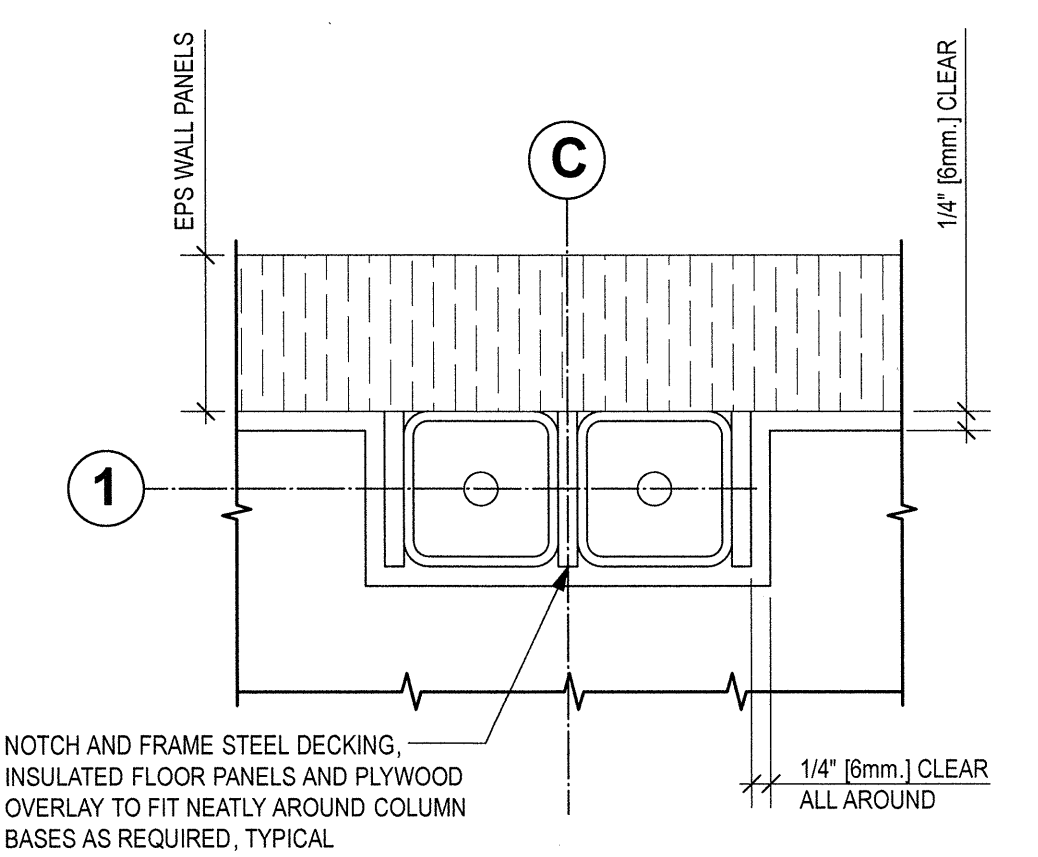
8 TYPICAL PLYWOOD PANEL FASTENING  
A6.04 SCALE: 1:25



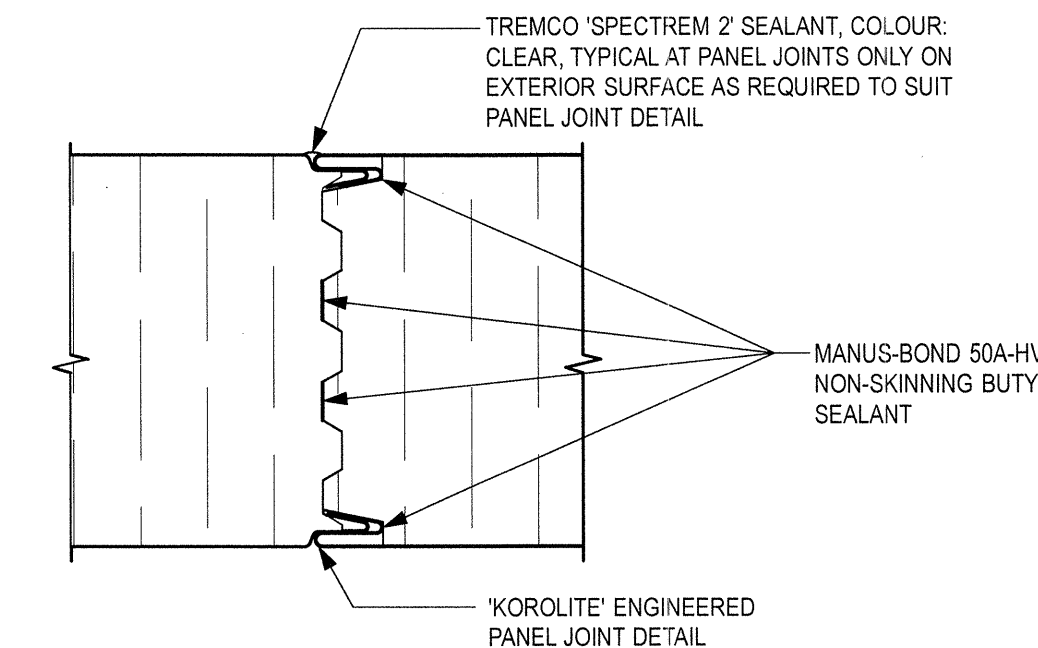
3 PLYWOOD OVERLAY PLAN  
A6.04 SCALE: 1:50



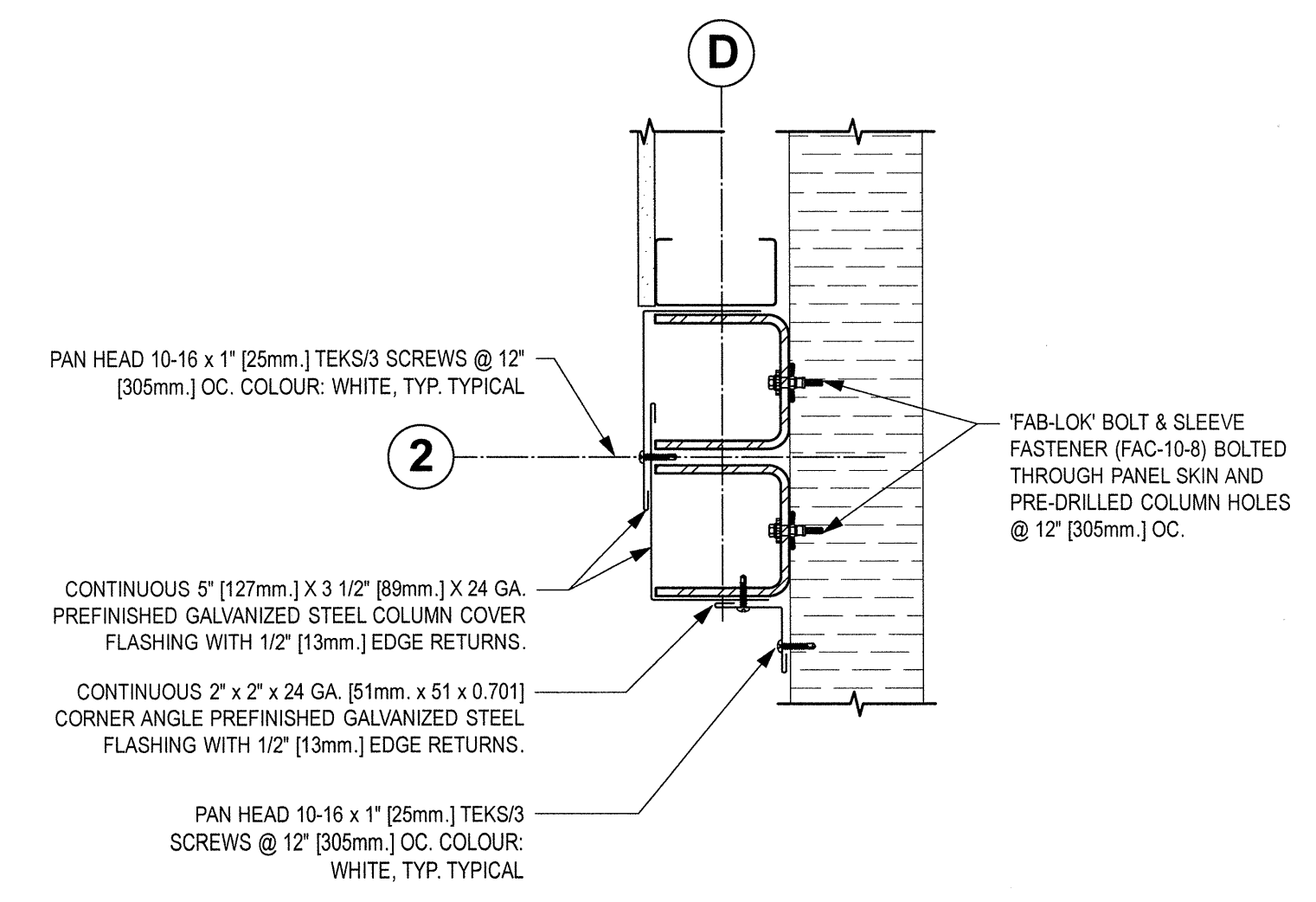
6 TYPICAL INSULATED EXTERIOR AND INTERIOR WALL PANEL  
A6.04 SCALE: 1:5



5 DETAIL  
A6.04 SCALE: 1:5



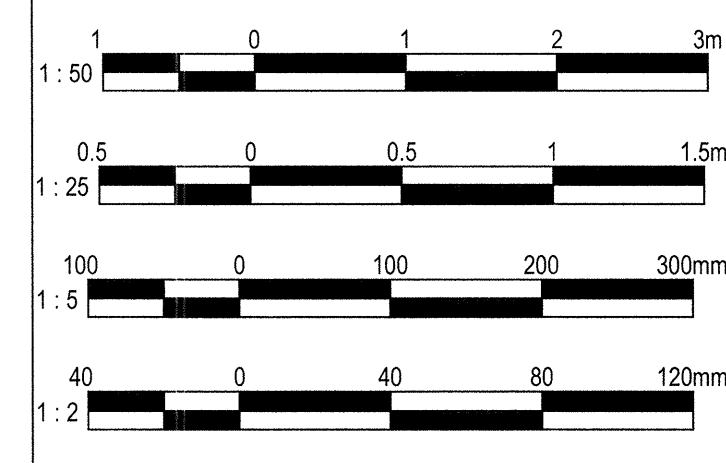
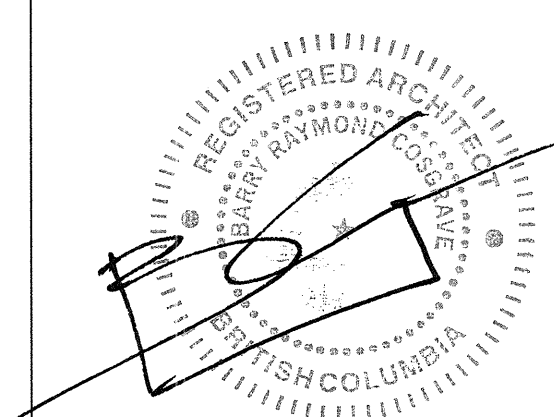
7 WALL PANEL JOINT DETAIL  
A6.04 SCALE: 1:2



4 DETAIL  
A6.04 SCALE: 1:5

3/4" [19mm.] EXTERIOR SHEATHING GRADE, FIR OR SPRUCE PLYWOOD OVERLAY LAID DOWN IN STAGGERED PATTERN OVER EPS FLOOR PANELS. REFER TO TYPICAL PLYWOOD PANEL FASTENING DETAIL.

3/8" [9.5 mm.] (S15) PLYWOOD UNDERLAYMENT (NOT ALL DASHED LINES SHOWN) STAPLED TO 3/4" [19 mm.] PLYWOOD OVERLAY (SANDED SIDE FACING UP) THROUGHOUT ENTIRE AREA. UNDERLAYMENT PANELS SHALL BE NAILED OR STAPLED ALONG PANEL EDGES EVERY 4" [100 mm.] AND EVERY 6" [150 mm.] EACH WAY FOR PANEL INTERIOR. USE 25 mm. RING GROOVED UNDERLAY FLOORING NAILS OR 28 mm. LONG STAPLES WITH 5 mm. CROWNS AND NOT LESS THAN 1.2 mm. SHANK DIAMETER. NAILING OR STAPLING SHOULD BEGIN AT ONE CORNER OF THE UNDERLAYMENT PANEL AND SHOULD PROGRESS DIAGONALLY ACROSS THE PANEL. THE LENGTHS OF UNDERLAYMENT PANELS SHALL BE LAID AT RIGHT ANGLES TO THE LENGTHS OF THE PLYWOOD OVERLAY. THE UNDERLAYMENT PANELS SHALL NOT BE INSTALLED UNTIL THE PLYWOOD OVERLAY HAS DRIED TO THE APPROXIMATE CONDITIONS THAT WILL EXIST IN THE STRUCTURE DURING OCCUPANCY. THE UNDERLAYMENT SHALL BE KEPT DRY WHILE IN STORAGE AND SHALL BE DRY DURING INSTALLATION.



3	TENDER	2016-09-19
2	95% REVIEW	2016-08-15
1	66% REVIEW	2016-07-25
Revision/	Description/Description	Date/Date

Client/client

**FISHERIES AND OCEANS, REAL PROPERTY, SAFETY AND SECURITY**  
VANCOUVER, BC  
200-401 BURRARD ST.

Project title/Titre du projet  
**FAIRVIEW HARBOUR PRINCE RUPERT, B.C.**

**PRINCE RUPERT SAR STATION**

Consultant Signature Box Only

Designed by/Concept par  
**RH**

Drawn by/Dessine par  
**CM**

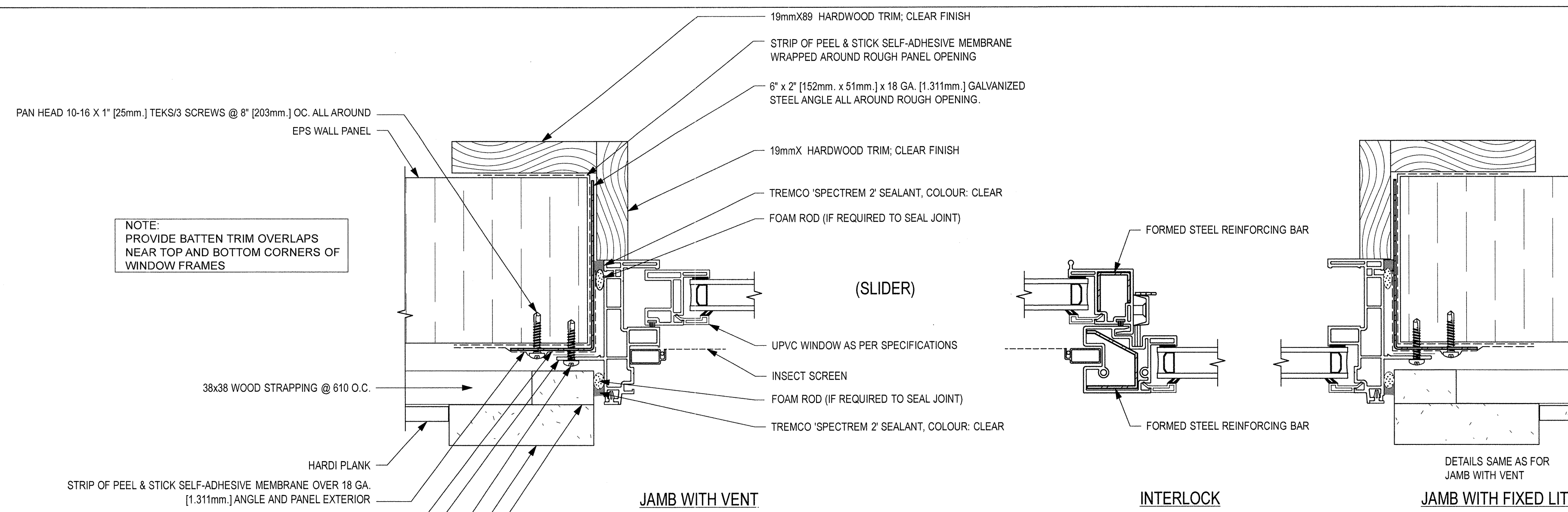
PWGSC Project Manager/Administrateur de Projets TPSGC

PWGSC Regional Manager, Architectural and Engineering Services/ Gestionnaire régionale, Services d'architectural et de génie, TPSGC  
**PREETIPAL PAUL**

Drawing title/Titre du dessin

**DETAILS**

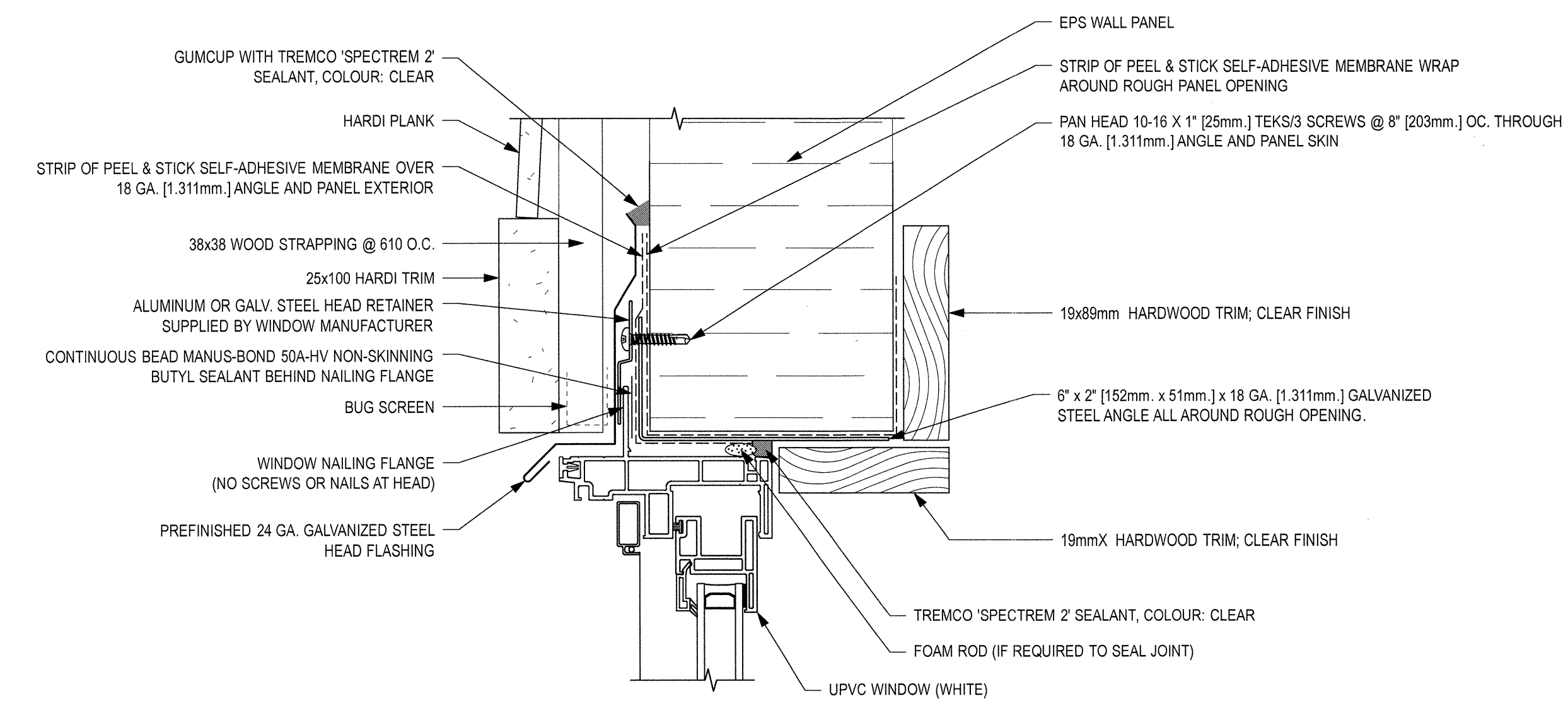
Project No./No. du projet	Sheet/ Feuille	Revision no./ La Révision no.
2016522	A6.04	2
	OF	



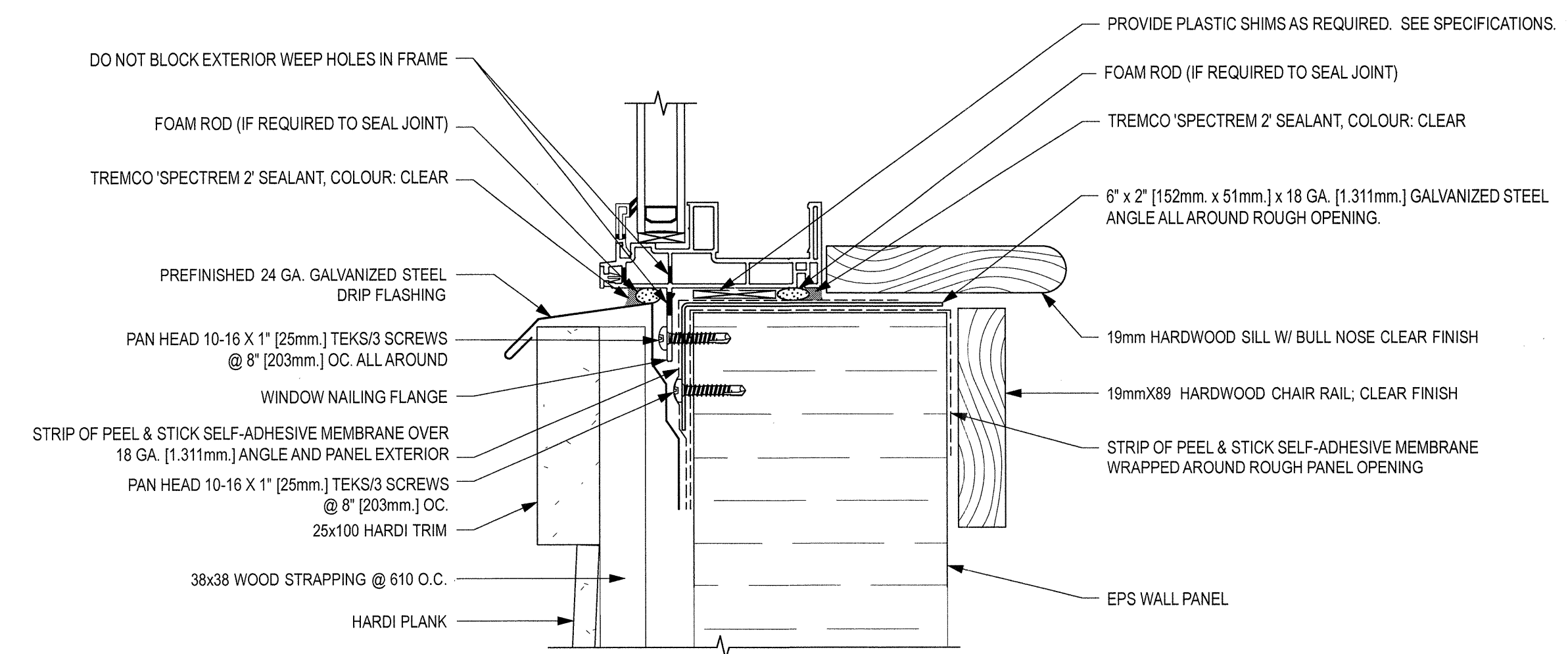
NOTE:  
PROVIDE BATTEN TRIM OVERLAPS  
NEAR TOP AND BOTTOM CORNERS OF  
WINDOW FRAMES

NOTE:  
ALL FLASHING TO MATCH COLOUR OF ADJACENT  
WALL PANELS


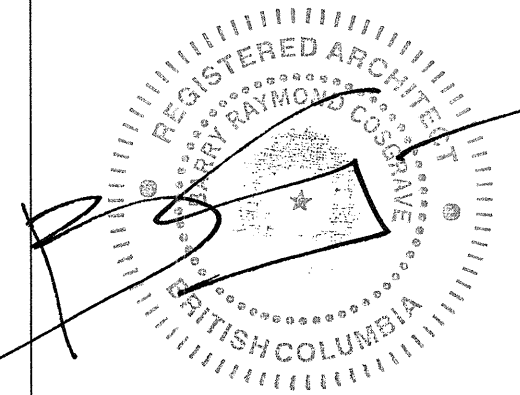
3 HORIZONTAL SLIDER TYPE 'A' - JAMBS & INTERLOCKING DETAILS  
SCALE: 1:2



1 HEAD DETAIL  
SCALE: 1:2



2 SILL DETAIL  
SCALE: 1:2



Revision/Revision	Description/Description	Date/Date
3	TENDER	2016-09-19
2	95% REVIEW	2016-08-15
1	66% REVIEW	2016-07-25

Client/client  
**FISHERIES AND OCEANS,  
REAL PROPERTY,  
SAFETY AND SECURITY**  
VANCOUVER, BC  
200-401 BURRARD ST.

Project title/Titre du projet  
**FAIRVIEW HARBOUR  
PRINCE RUPERT, B.C.**

**PRINCE RUPERT  
SAR STATION**

Consultant Signature Box Only

Designed by/Concept par  
**RH**

Drawn by/Dessine par  
**CM**

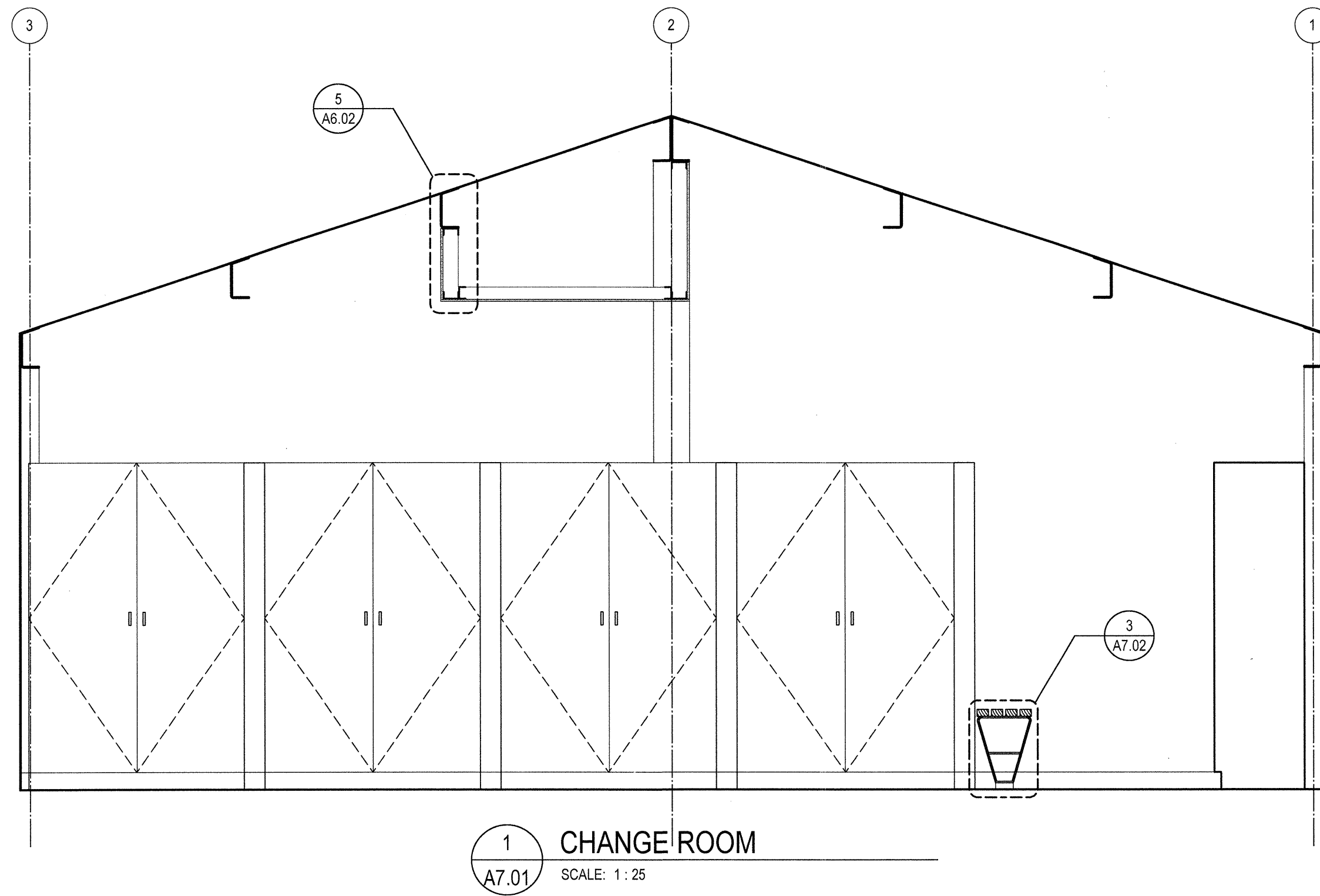
PWGSC Project Manager/Administrateur de Projets TPSPGC

PWGSC Regional Manager, Architectural and Engineering Services/  
Gestionnaire Régionale, Services d'architectural et de génie, TPSPGC  
**PREETIPAL PAUL**

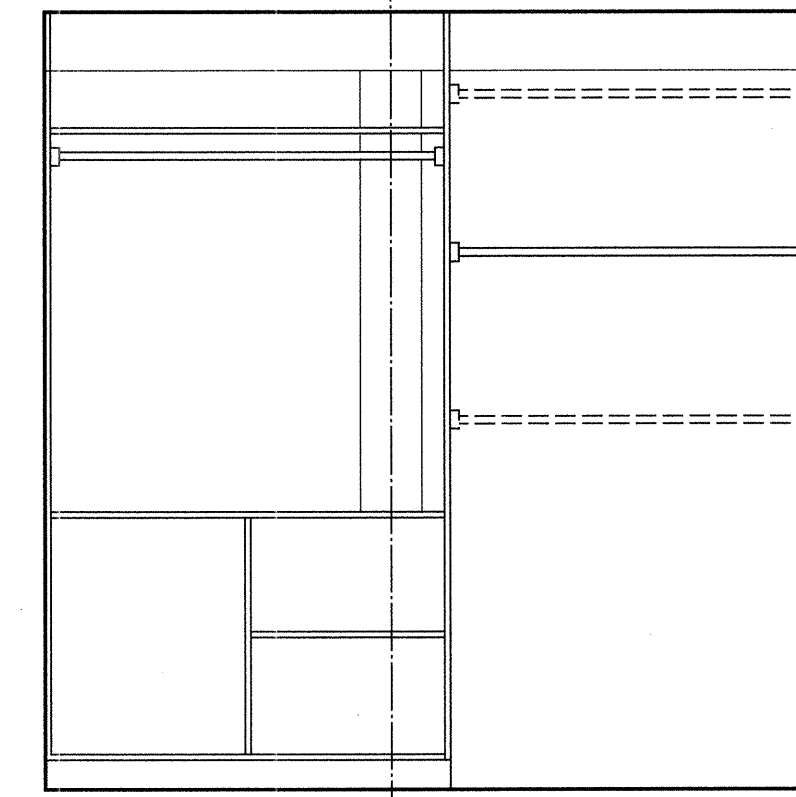
Drawing title/Titre du dessin

**DETAILS**

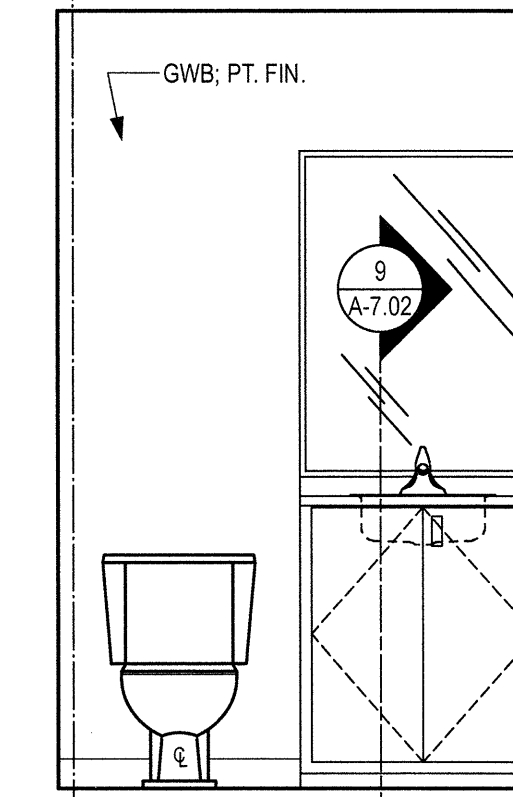
Project No./No. du projet	Sheet/ Feuille	Revision no./ La Révision no.
2016522	<b>A6.05</b> OF	<b>2</b>



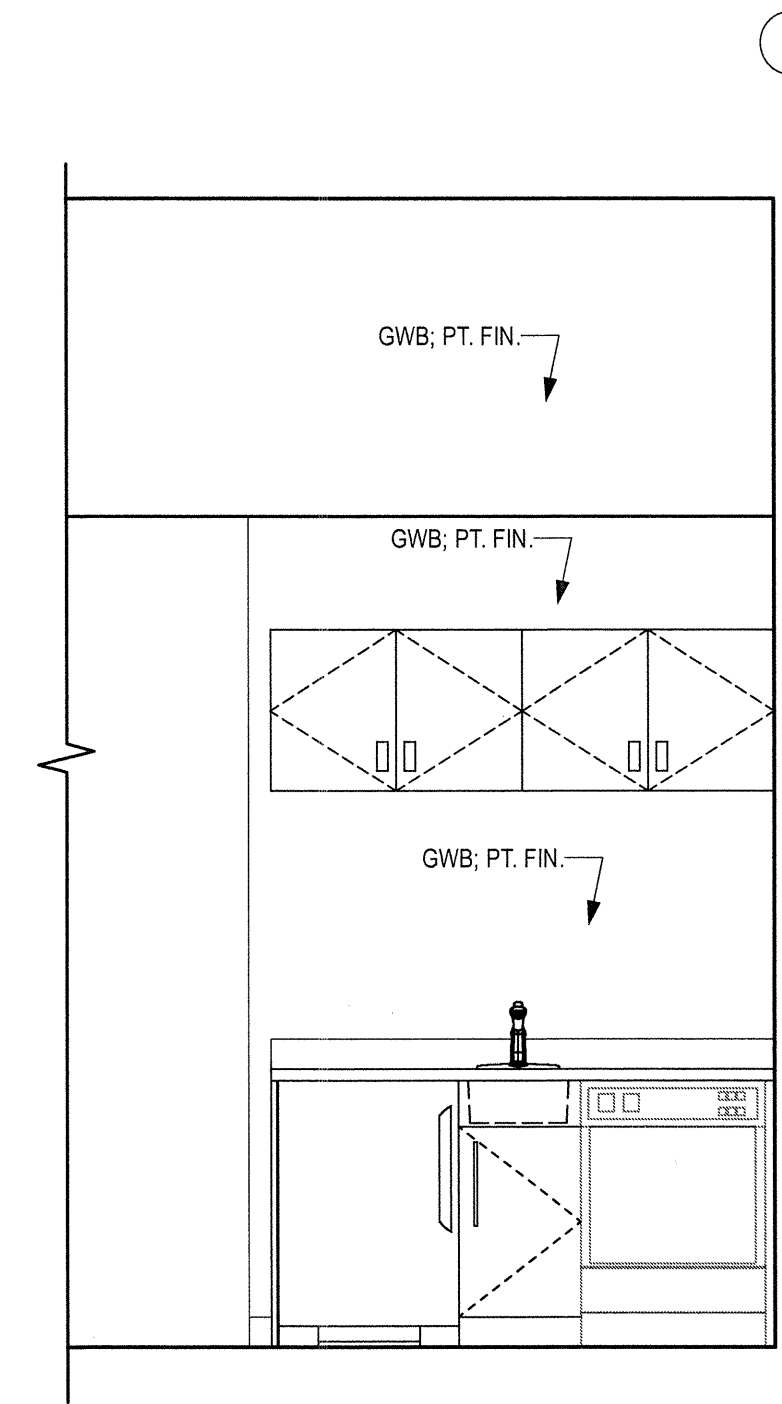
1 CHANGE ROOM  
A7.01 SCALE: 1:25



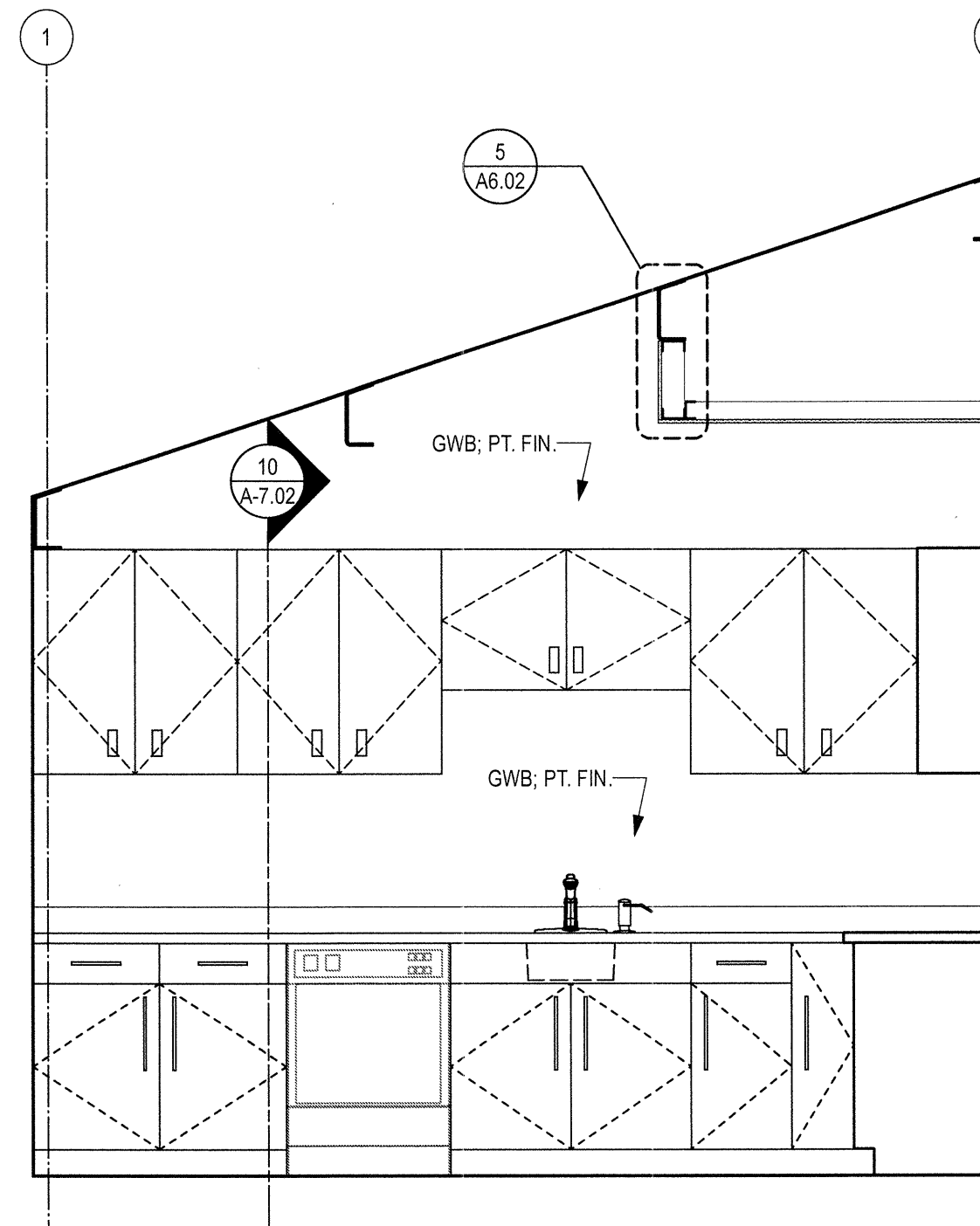
2 GEAR STORAGE  
A7.01 SCALE: 1:25



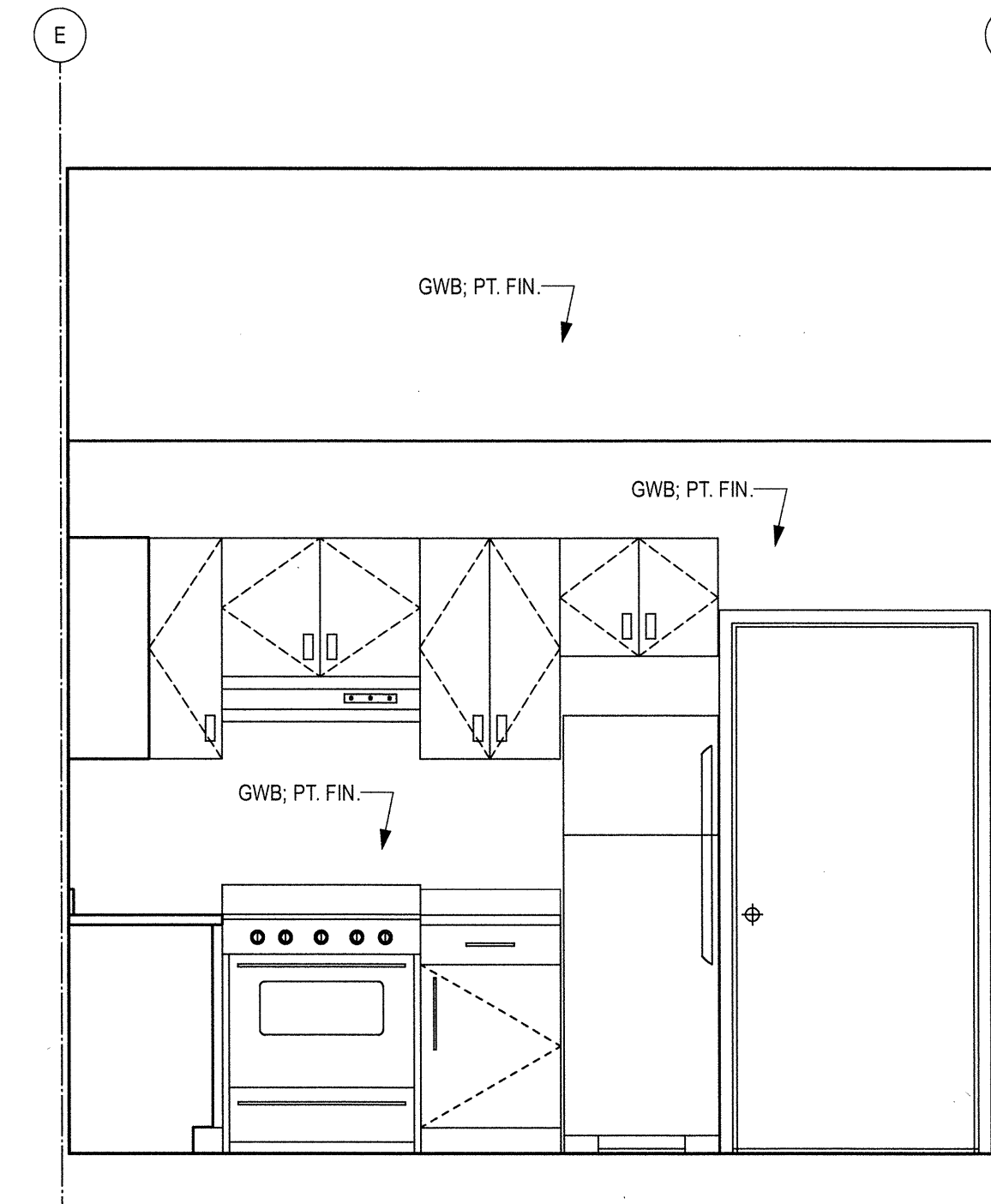
3 W/C  
A7.01 SCALE: 1:25



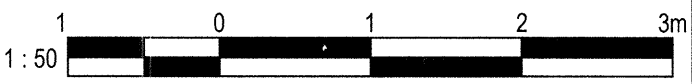
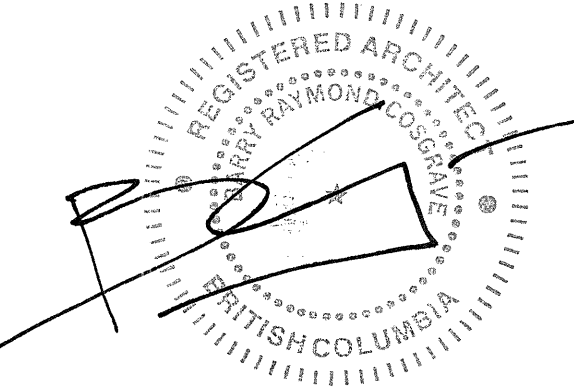
6 HARBOUR AUTHORITY OFFICE  
A7.01 SCALE: 1:25



5 MEETING RM.  
A7.01 SCALE: 1:25



4 MEETING RM.  
A7.01 SCALE: 1:25



3	TENDER	2016-09-19
2	95% REVIEW	2016-08-15
1	86% REVIEW	2016-07-25
Revision/	Description/	Date/
Revision	Description	Date

Client/Client

**FISHERIES AND OCEANS,  
REAL PROPERTY,  
SAFETY AND SECURITY**  
  
VANCOUVER, BC  
200-401 BURRARD ST.

Project title/Titre du projet  
**FAIRVIEW HARBOUR  
PRINCE RUPERT, B.C.**

**PRINCE RUPERT  
SAR STATION**

Consultant Signature Box Only

Designed by/Concept par  
**RH**

Drawn by/Dessine par  
**CM**

PWGSC Project Manager/Administrateur de Projets TPSGC

PWGSC Regional Manager, Architectural and Engineering Services/  
Gestionnaire régionale, Services d'architecture et de génie, TPSGC

**PREETIPAL PAUL**

Drawing title/Titre du dessin

**INTERIOR  
ELEVATIONS**

Project No./No. du projet

Sheet/ Feuille

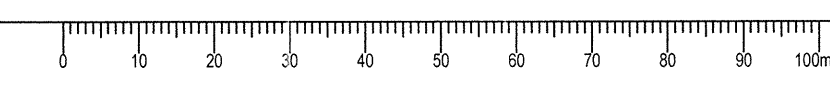
Revision no./  
La Révision  
no.

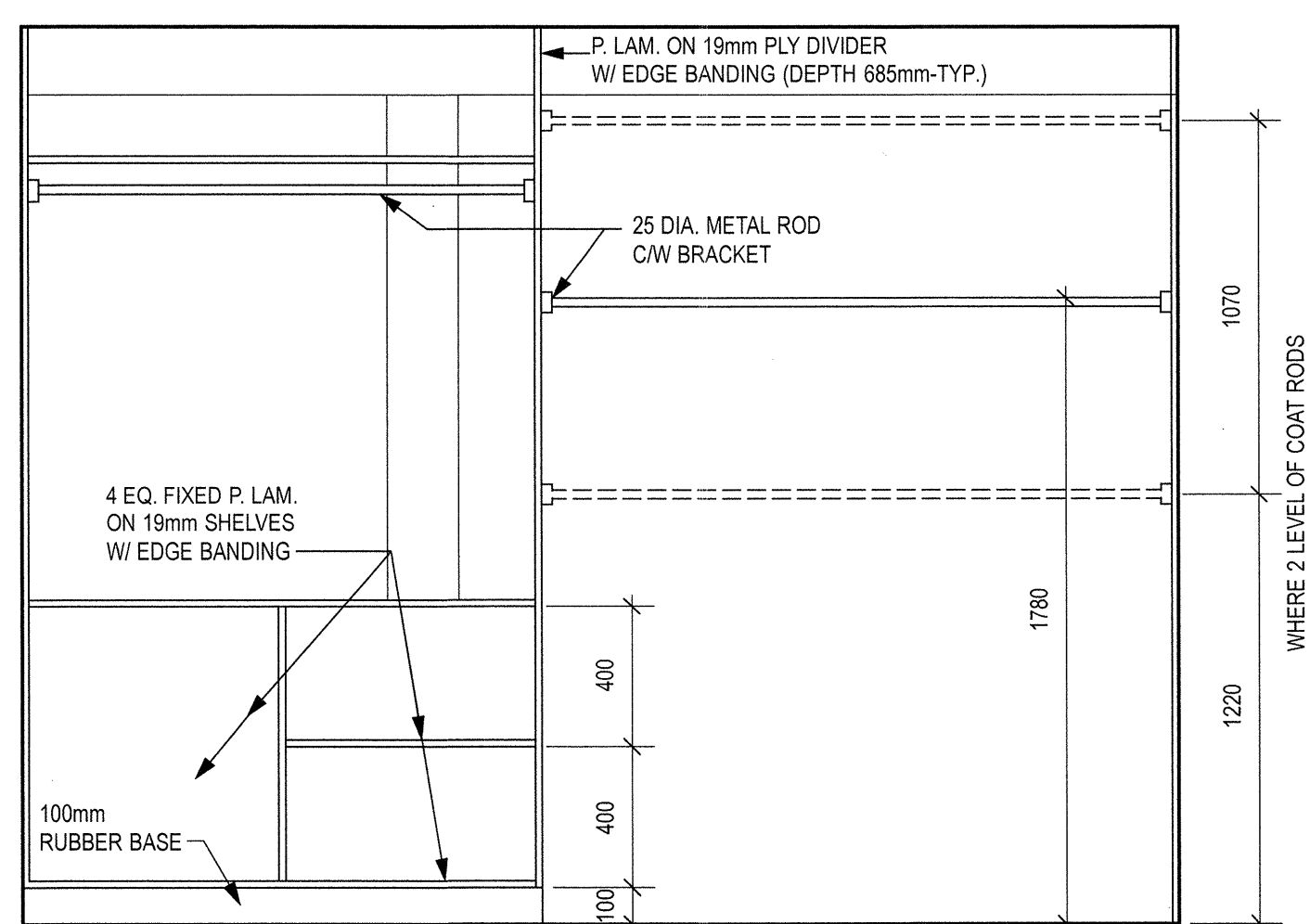
**2016522**

**A7.01**

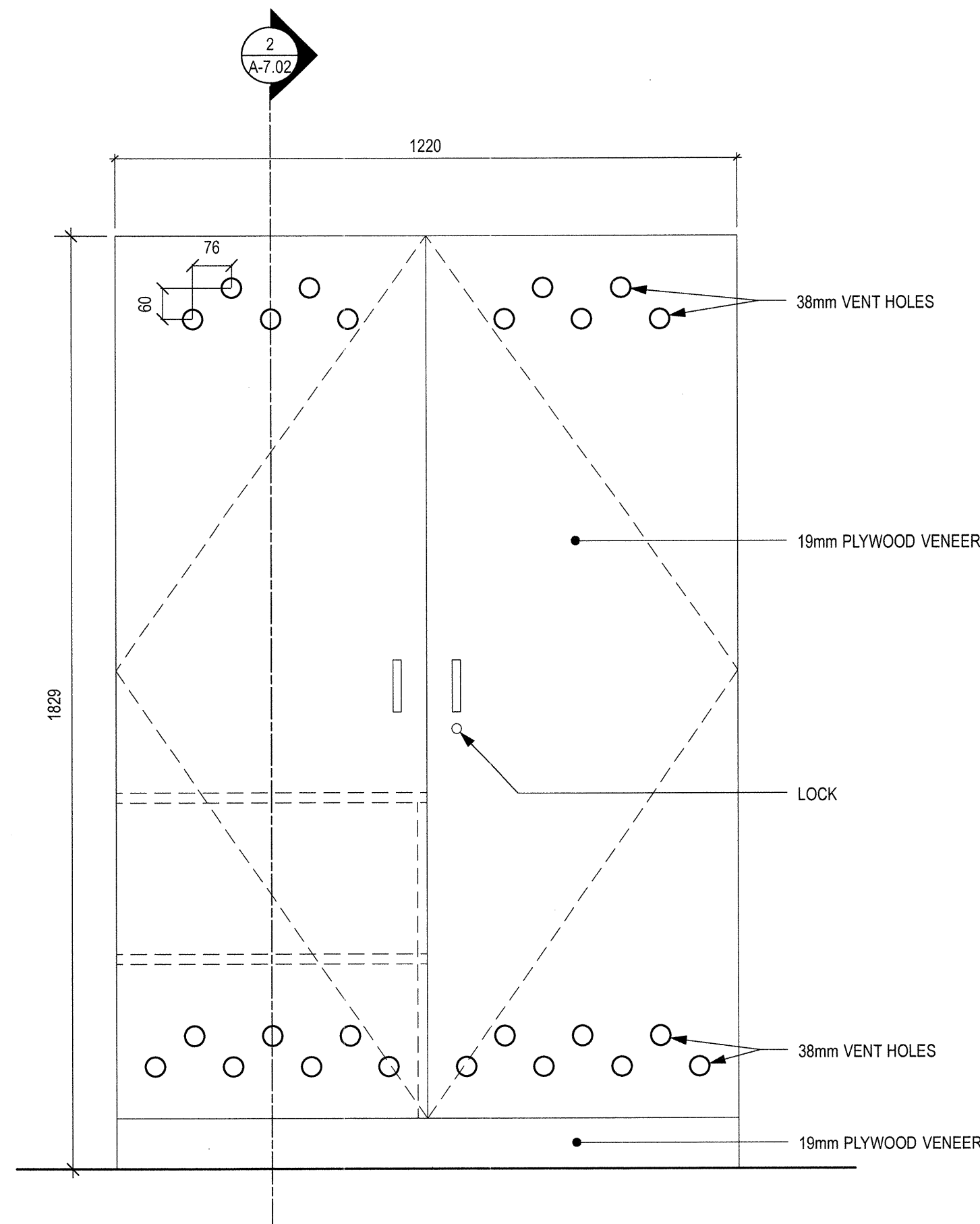
**2**

OF

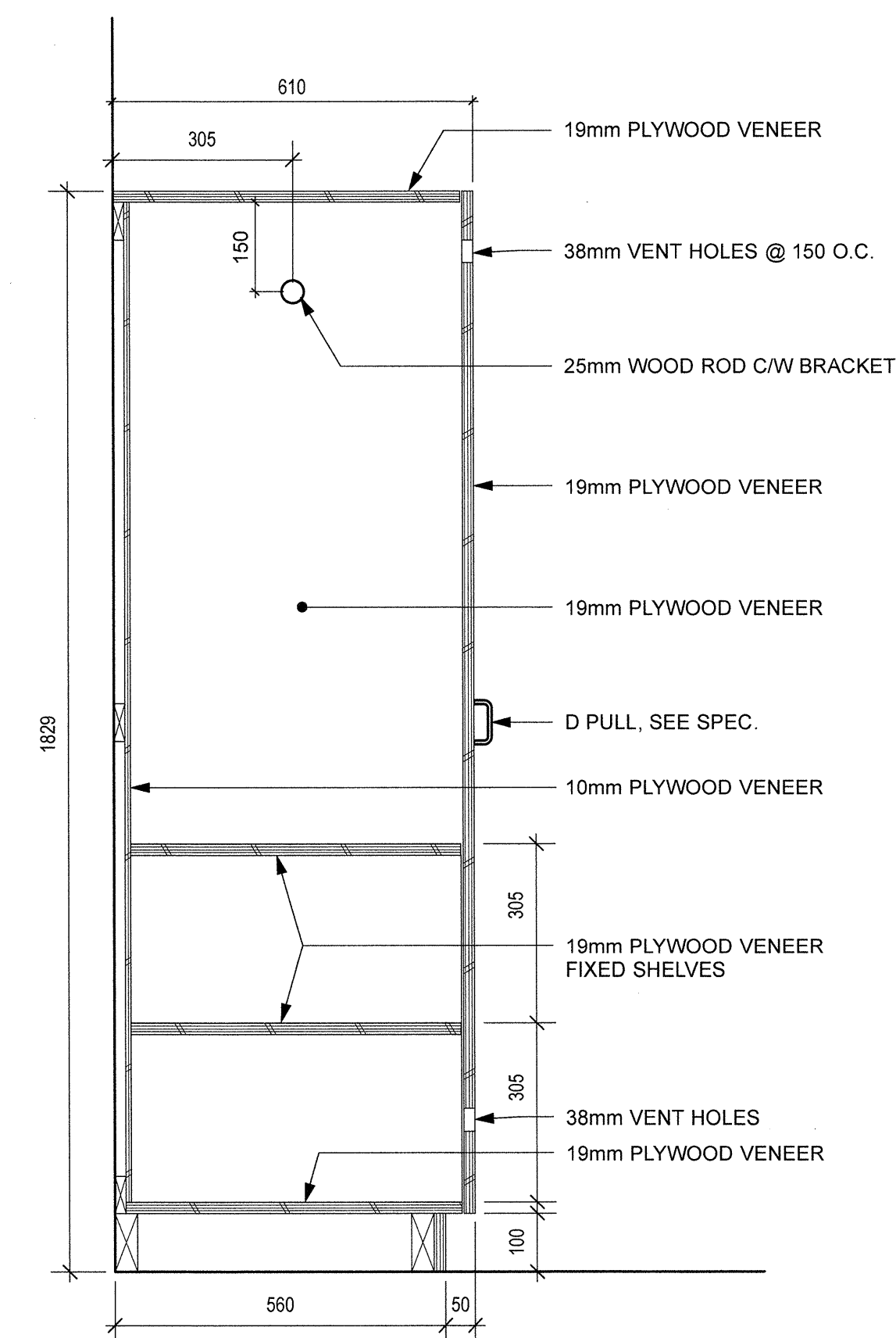




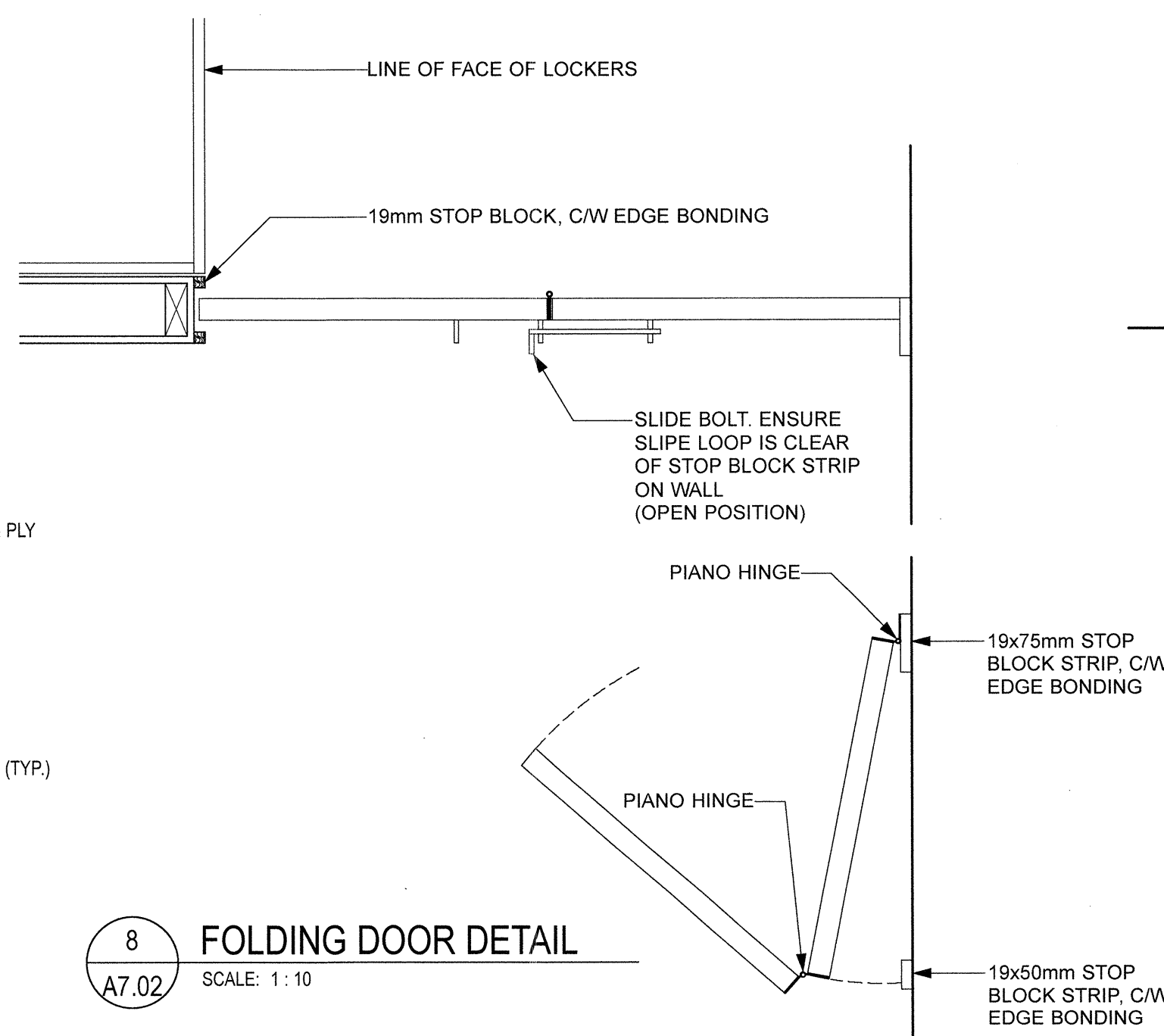
7 GEAR STORAGE SHELVES  
SCALE: 1:20



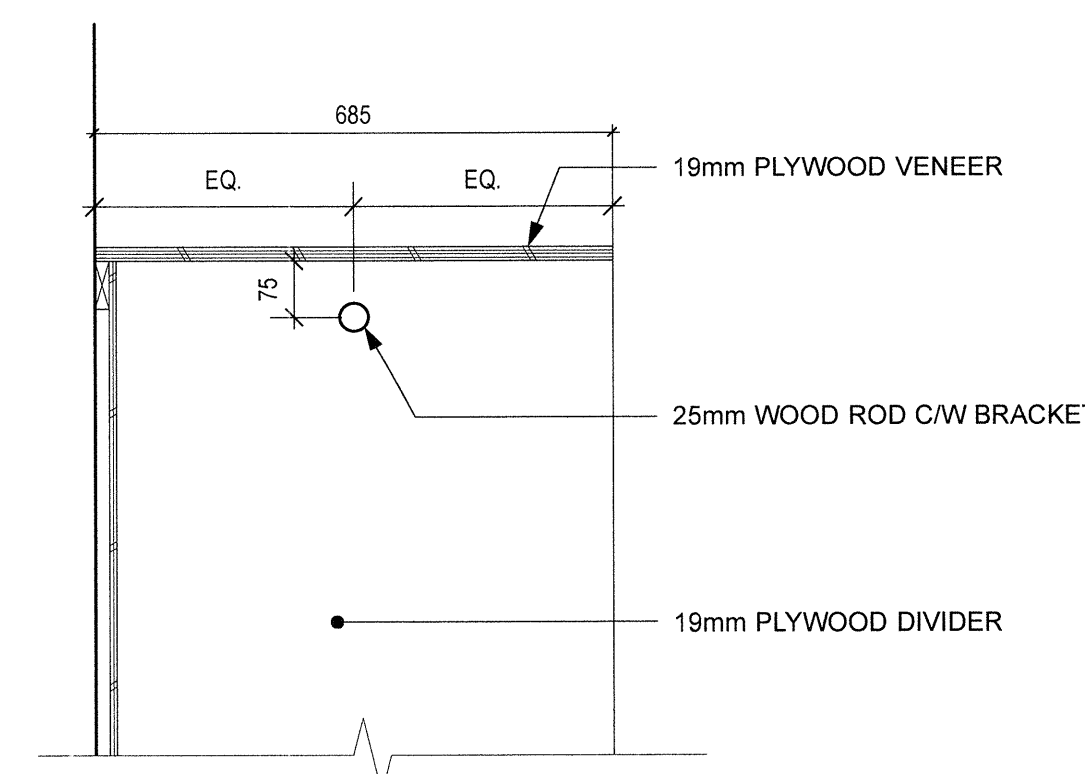
1 TYPICAL LOCKER  
SCALE: 1:10



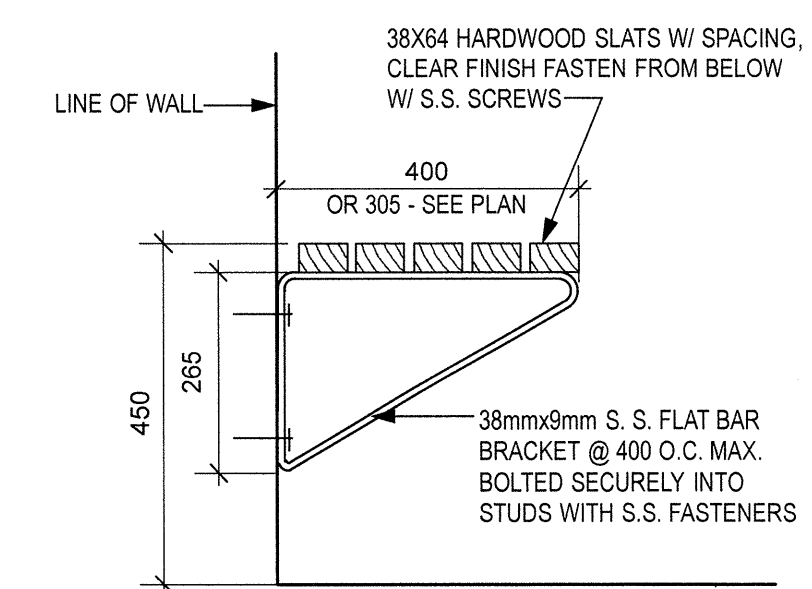
2 TYPICAL LOCKER DETAIL  
SCALE: 1:10



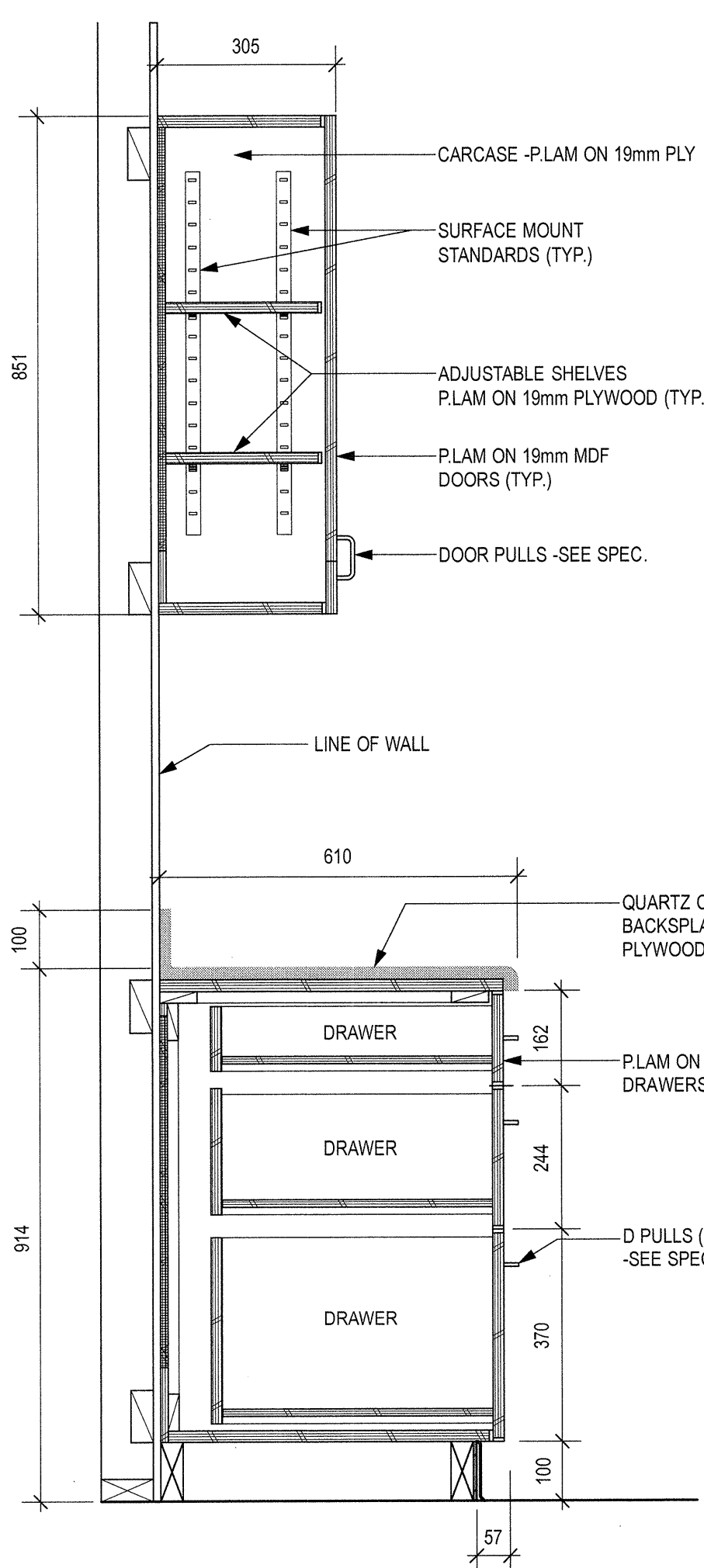
8 FOLDING DOOR DETAIL  
SCALE: 1:10



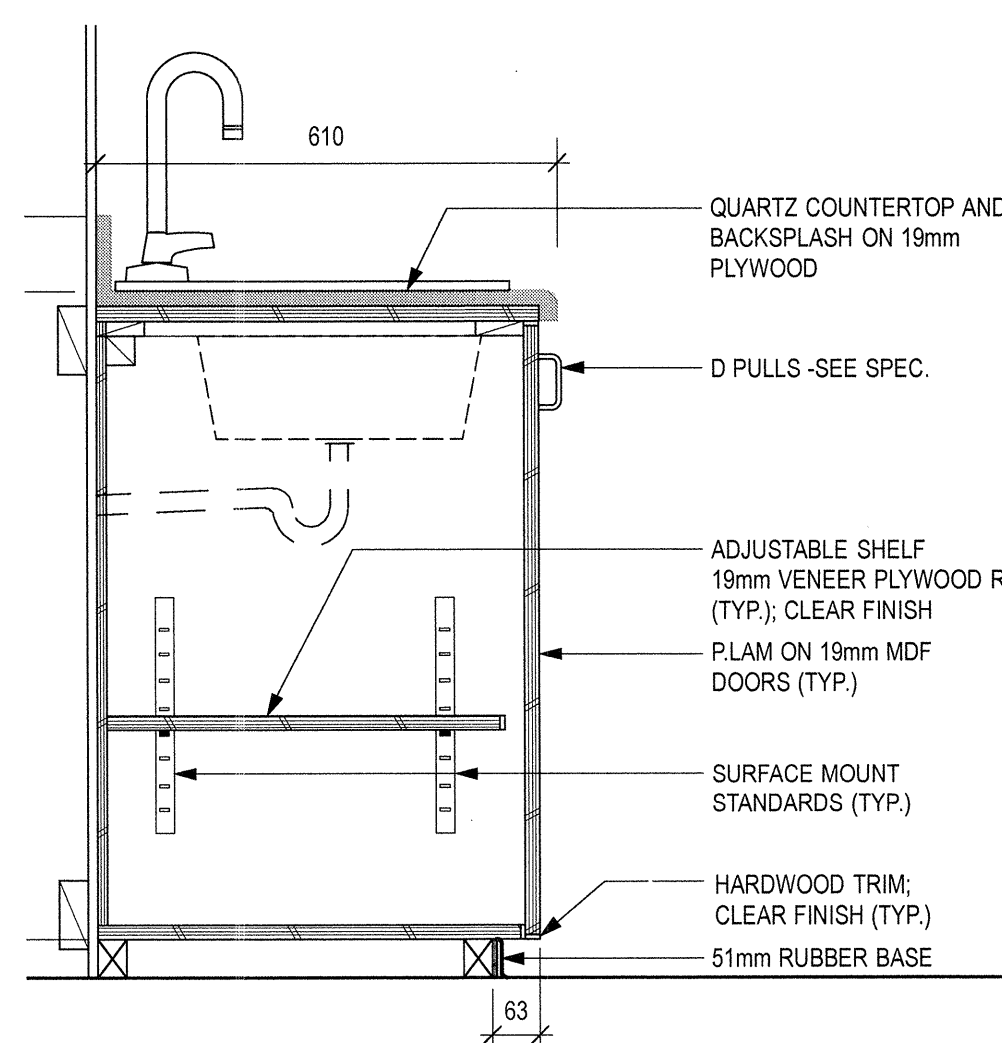
6 TYPICAL GEAR STORAGE DETAIL  
SCALE: 1:10



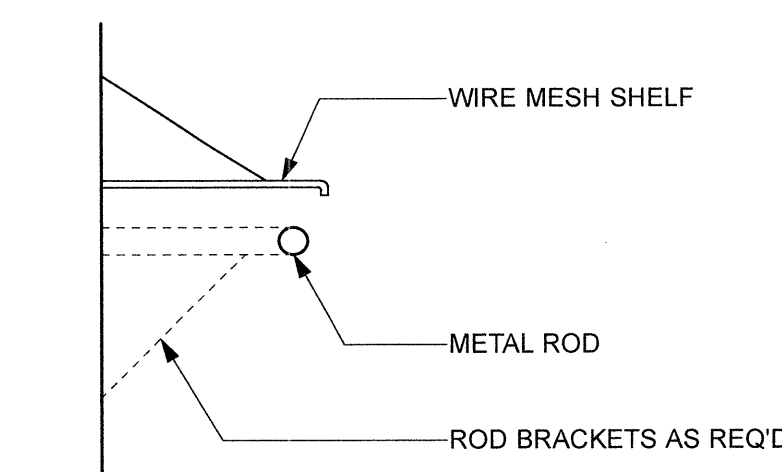
4 WALL SEAT DETAIL  
SCALE: 1:10



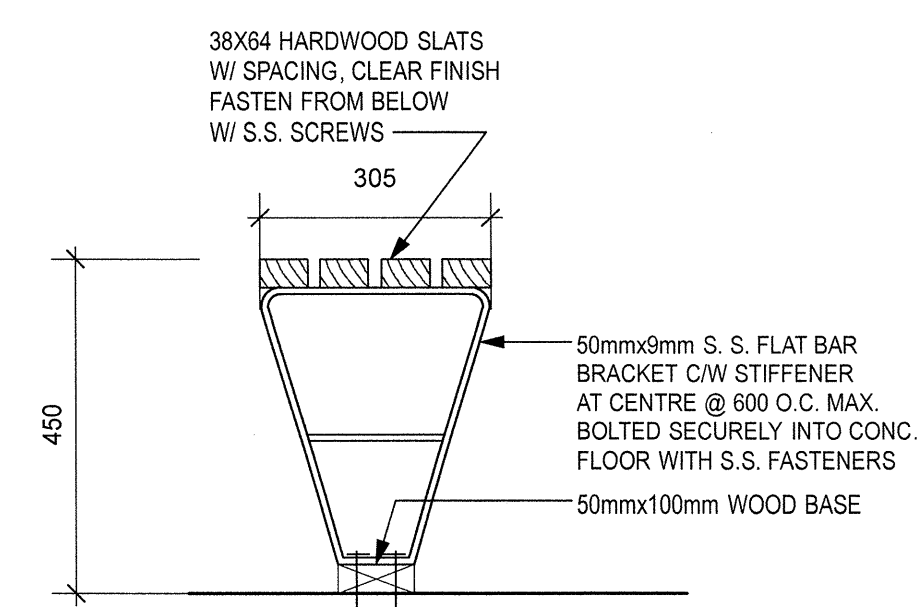
10 MEETING RM. COUNTER  
SCALE: 1:10




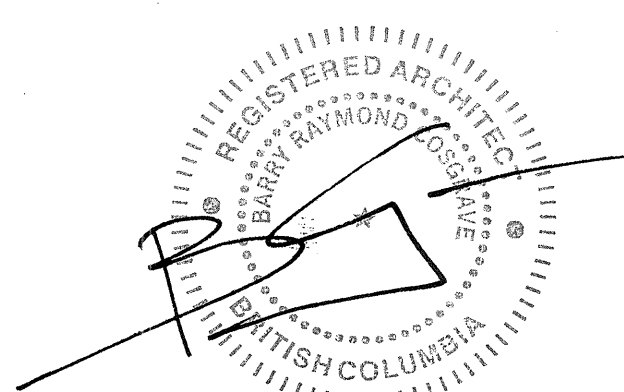
9 WASHROOM COUNTER W/ SINK  
SCALE: 1:10



5 SHELF DETAIL  
SCALE: 1:10



3 BENCH DETAIL  
SCALE: 1:10



Revision/Revision	Description/Description	Date/Date
3	TENDER	2016-09-19
2	95% REVIEW	2016-08-15
1	65% REVIEW	2016-07-25

FISHERIES AND OCEANS,  
REAL PROPERTY,  
SAFETY AND SECURITY  
VANCOUVER, BC  
200-401 BURRARD ST.

Project title/Titre du projet  
FAIRVIEW HARBOUR  
PRINCE RUPERT, B.C.

PRINCE RUPERT  
SAR STATION

Consultant Signature Box Only

Designed by/Concept par  
RH

Drawn by/Dessiné par  
CM

PWGSC Project Manager/Administrateur de Projets TPSGC

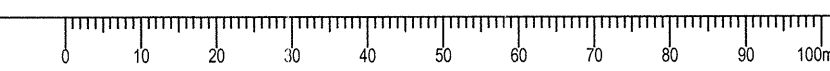
PWGSC Regional Manager, Architectural and Engineering Services/  
Gestionnaire régionale, Services d'architecture et de génie, TPSGC  
PREETIPAL PAUL

Drawing title/Titre du dessin

MILLWORK  
DETAILS

Project No./No. du projet	Sheet/ Feuille	Revision no./ La Révision no.
2016522	A7.02	2
	OF	

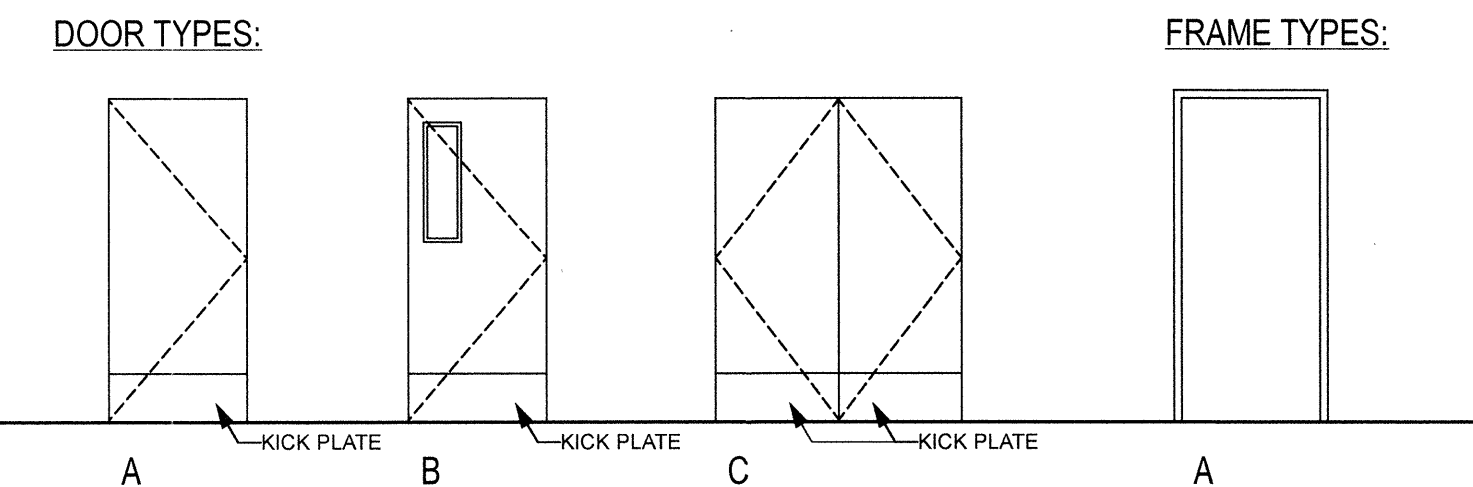
PWGSC - B1 - 1000707



DOOR SCHEDULE				DOOR								FRAME				REMARKS	
NUM.	SIZE (W x H x THICK)	FROM	TO	FRR	HDWR	TYPE	MATL	CORE	FINISH	COLOR	GLAZ.	MATL	TYPE	FINISH	COLOR		GLAZ.
100	914 x 2134 x 44	EXTERIOR	CREW OFFICE (100)	-	-	A	MTL.	INSUL.	PT			H.M.	A	PT			LOCK; CLOSER; KICK PLATE; THRESHOLD; WEATHER STRIPPING; SWEEP
101	2-914 x 2134 x 44	WORK SHOP (101)	EXTERIOR	-	-	A	MTL.	INSUL.	PT			H.M.	A	PT			LOCK; CLOSER; KICK PLATE; THRESHOLD; WEATHER STRIPPING; SWEEP
101a	914 x 2134 x 44	CORRIDOR (115)	WORK SHOP (101)	-	-	A	MTL.	INSUL.	PT			H.M.	A	PT			LOCK; KICK PLATE
102	914 x 2134 x 44	CORRIDOR (116)	CHANGE RM. (102)	-	-	A	MTL.	H.M.	PT			H.M.	A	PT			KICK PLATE
103	914 x 2134 x 44	CORRIDOR (116)	CHANGE RM. (103)	-	-	A	MTL.	H.M.	PT			H.M.	A	PT			KICK PLATE
104	813 x 2134 x 44	CHANGE RM. (102)	DRYING RM. (104)	-	-	A	MTL.	H.M.	PT			H.M.	A	PT			KICK PLATE, UNDERCUT DOOR
104a	813 x 2134 x 44	CHANGE RM. (103)	DRYING RM. (104)	-	-	A	MTL.	H.M.	PT			H.M.	A	PT			KICK PLATE, UNDERCUT DOOR
107	813 x 2134 x 44	CORRIDOR (116)	GEAR STORAGE (107)	-	-	A	MTL.	H.M.	PT			H.M.	A	PT			LOCK; KICK PLATE
108	813 x 2134 x 44	CORRIDOR (115)	WC(108)	-	-	A	MTL.	H.M.	PT			H.M.	A	PT			KICK PLATE, UNDERCUT DOOR
109	813 x 2134 x 44	CORRIDOR (115)	WC(109)	-	-	A	MTL.	H.M.	PT			H.M.	A	PT			KICK PLATE, UNDERCUT DOOR
110	914 x 2134 x 44	CORRIDOR (115)	OIC OFFICE (110)	-	-	A	MTL.	H.M.	PT			H.M.	A	PT			KICK PLATE
111	914 x 2134 x 44	CORRIDOR (115)	ENG OFFICE (111)	-	-	A	MTL.	H.M.	PT			H.M.	A	PT			KICK PLATE
112	914 x 2134 x 44	CREW OFFICE (100)	MEETING RM. (112)	-	-	A	MTL.	H.M.	PT			H.M.	A	PT			KICK PLATE
112a	914 x 2134 x 44	MEETING RM. (112)	EXTERIOR	-	-	A	MTL.	INSUL.	PT			H.M.	A	PT			LOCK; CLOSER; KICK PLATE; THRESHOLD; WEATHER STRIPPING; SWEEP
113	914 x 2134 x 44	CORRIDOR(115)	COPY RM. (113)	-	-	A	MTL.	H.M.	PT			H.M.	A	PT			KICK PLATE
114	914 x 2134 x 44	CORRIDOR(115)	MECH. (114)	-	-	A	MTL.	INSUL.	PT			H.M.	A	PT			KICK PLATE
115	914 x 2134 x 44	CORRIDOR (116)	CORRIDOR (115)	-	-	B	MTL.	H.M.	PT			H.M.	A	PT			KICK PLATE
116	914 x 2134 x 44	EXTERIOR	CORRIDOR (116)	-	-	B	MTL.	INSUL.	PT			H.M.	A	PT			LOCK; CLOSER; KICK PLATE; THRESHOLD; WEATHER STRIPPING; SWEEP
116a	914 x 2134 x 44	(116a)	CORRIDOR (116)	-	-	A	MTL.	H.M.	PT			H.M.	A	PT			KICK PLATE
117	914 x 2134 x 44	EXTERIOR	HARBOUR AUTHORITY OFFICE (117)	-	-	A	MTL.	INSUL.	PT			H.M.	A	PT			KICK PLATE
117a	914 x 2134 x 44	HARBOUR AUTHORITY OFFICE (117)	EXTERIOR	-	-	A	MTL.	INSUL.	PT			H.M.	A	PT			LOCK; CLOSER; KICK PLATE; THRESHOLD; WEATHER STRIPPING; SWEEP
118	854 x 2134 x 44	HARBOUR AUTHORITY OFFICE (117)	WC (118)	-	-	A	MTL.	H.M.	PT			H.M.	A	PT			KICK PLATE, UNDERCUT DOOR
119	813 x 2134 x 44	CHANGE RM. (102)	SHOWER (106)	-	-	A	MTL.	H.M.	PT			H.M.	A	PT			KICK PLATE, UNDERCUT DOOR
120	813 x 2134 x 44	CHANGE RM. (103)	SHOWER (105)	-	-	A	MTL.	H.M.	PT			H.M.	A	PT			KICK PLATE, UNDERCUT DOOR
121	2-810x 2134 x 44	(107a)	GEAR STORAGE (107)	-	-	A	MTL.	H.M.	PT			H.M.	A	PT			LOCK; KICK PLATE

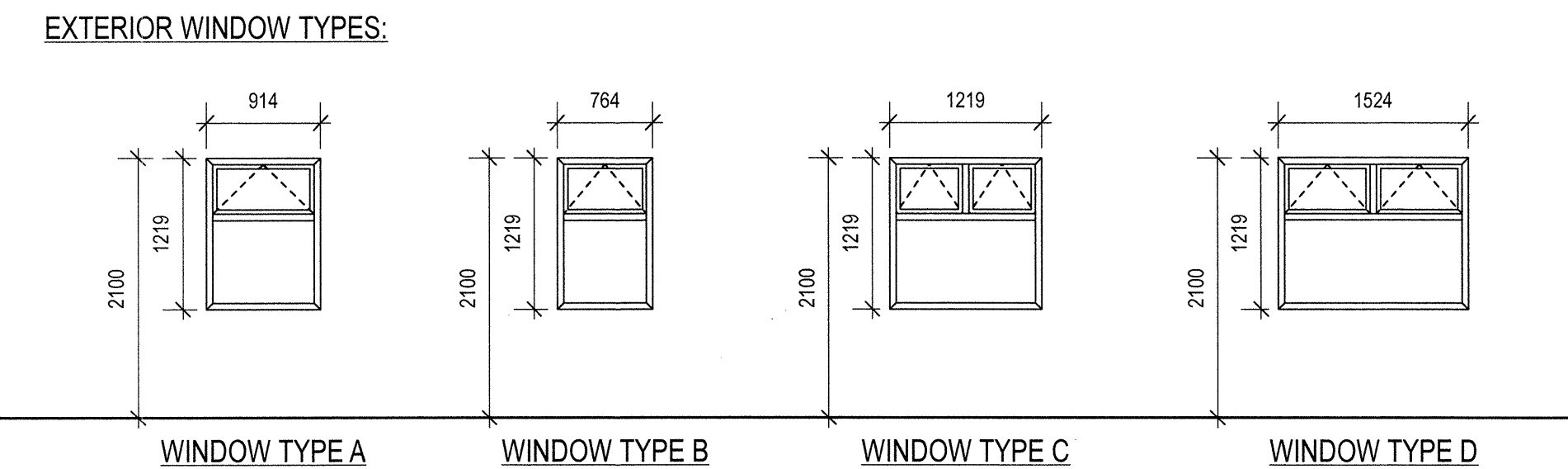
**DOOR SCHEDULE ABBREVIATIONS:**

ALUM.	ALUMINUM	HDWR	HARDWARE	OBS.	OBSURED
ANOD.	ANODIZED	INSUL.	INSULATED	P.O.	POWER OPERATED
ARG.	ARGON FILL	LAM.	LAMINATED	PT.	PAINT
D.G.	DOUBLE GLAZED	L.E.	LOW EMISSIVITY	T.B.	THERMALLY BROKEN
FRR	FIRE RESISTANCE RATING	MATL	MATERIAL	TEMP.	TEMPERED
GLAZ.	GLAZING (OR GLAZED)	MIN.	MINUTES or MINIMUM	WD.	WOOD
H.M.	HOLLOW METAL	NAT.	NATURAL		



**WINDOW SCHEDULE**

NUM.	R.O. SIZE (W x H)	TYPE	FRAME MATL	GLAZING	FINISH	COLOUR	REMARKS
100	914x1219 mm	A	VINYL	D.G.		WHITE	
101	1524x1219 mm	D	VINYL	D.G.		WHITE	
102	764x1219 mm	B	VINYL	D.G.		WHITE	
103	1219x1219 mm	D	VINYL	D.G.		WHITE	
104	1219x1219 mm	D	VINYL	D.G.		WHITE	
105	914x1219 mm	A	VINYL	D.G.		WHITE	
106	914x1219 mm	A	VINYL	D.G.		WHITE	
107	1219x1219 mm	D	VINYL	D.G.		WHITE	
108	914x1219 mm	A	VINYL	D.G.		WHITE	
109	914x1219 mm	A	VINYL	D.G.		WHITE	

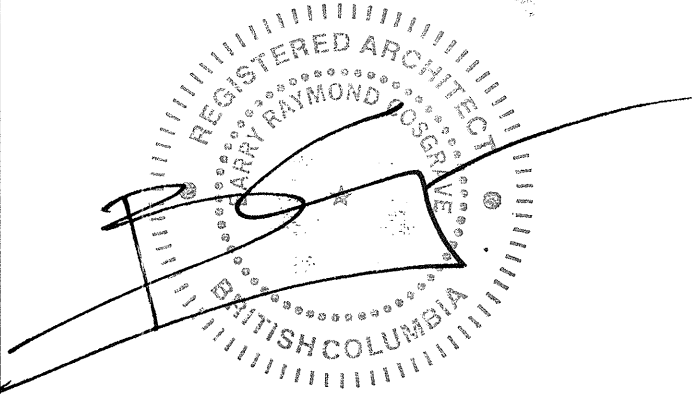


**FINISH SCHEDULE**

NUM.	ROOM NAME	FLOOR		BASE		CEILING		NORTH WALL			EAST WALL			SOUTH WALL			WEST WALL			REMARKS					
		FINISH	COLOUR	MATERIAL	SIZE	COLOUR	HEIGHT	MATERIAL	FINISH	COLOUR	MATERIAL	FINISH	COLOUR	MATERIAL	FINISH	COLOUR	MATERIAL	FINISH	COLOUR						
100	CREW OFFICE	S.R.		RUBBER	100mm			M.P.	PRE-FINISHED			GWB.	PT.			GWB.	PT.			GWB.	PT.				
101	WORK SHOP	S.R.		RUBBER	100mm			M.P.	PRE-FINISHED			GWB.	PT.			GWB.	PT.			MP/GWB.	PRE-FINISHED			GWB.	PT.
102	CHANGE RM.	S.R.		RUBBER	100mm			M.P.	PRE-FINISHED			GWB.	PT.			GWB.	PT.			MP	PRE-FINISHED			GWB.	PT.
103	CHANGE RM.	S.R.		RUBBER	100mm			M.P.	PRE-FINISHED			MP.	PRE-FINISHED			GWB.	PT.			GWB.	PT.			GWB.	PT.
104	DRYING RM.	S.R.		RUBBER	100mm			M.P.	PRE-FINISHED			GWB.	PT.			GWB.	PT.			GWB.	PT.			GWB.	PT.
105	SHOWER	S.R.		RUBBER	100mm			M.P.	PRE-FINISHED			GWB.	PT.			GWB.	PT.			GWB.	PT.			GWB.	PT.
106	SHOWER	S.R.		RUBBER	100mm			M.P.	PRE-FINISHED			GWB.	PT.			GWB.	PT.			GWB.	PT.			GWB.	PT.
107	GEAR STORAGE	S.R.		RUBBER	100mm			M.P.	PRE-FINISHED			MP.	PRE-FINISHED			GWB.	PT.			GWB.	PT.			GWB.	PT.
107a	STORAGE	S.R.		RUBBER	100mm			M.P.	PRE-FINISHED			MP.	PRE-FINISHED			GWB.	PT.			GWB.	PT.			GWB.	PT.
108	WC	S.R.		RUBBER	100mm			M.P.	PRE-FINISHED			GWB.	PT.			GWB.	PT.			GWB.	PT.			GWB.	PT.
109	WC	S.R.		RUBBER	100mm			M.P.	PRE-FINISHED			GWB.	PT.			GWB.	PT.			GWB.	PT.			GWB.	PT.
110	OIC OFFICE	S.R.		RUBBER	100mm			M.P.	PRE-FINISHED			MP.	PRE-FINISHED			GWB.	PT.			GWB.	PT.			GWB.	PT.
111	ENG. OFFICE	S.R.		RUBBER	100mm			M.P.	PRE-FINISHED			MP.	PRE-FINISHED			GWB.	PT.			GWB.	PT.			GWB.	PT.
112	MEETING RM.	S.R.		RUBBER	100mm			M.P.	PRE-FINISHED			MP.	PRE-FINISHED			GWB.	PT.			GWB.	PT.			GWB.	PT.
113	COPY RM.	S.R.		RUBBER	100mm			M.P.	PRE-FINISHED			GWB.	PT.			GWB.	PT.			GWB.	PT.			GWB.	PT.
114	MECH.	S.R.		RUBBER	100mm			M.P.	PRE-FINISHED			GWB.	PT.			GWB.	PT.			MP.	PRE-FINISHED			GWB.	PT.
115	CORRIDOR	S.R.		RUBBER	100mm		2438	GWB.	PT.	WHITE		GWB.	PT.			GWB.	PT.			GWB.	PT.			GWB.	PT.
116	CORRIDOR	S.R.		RUBBER	100mm		2438	GWB.	PT.	WHITE		GWB.	PT.			GWB.	PT.			GWB.	PT.			GWB.	PT.
116a	LAUNDRY	S.R.		RUBBER	100mm			M.P.	PRE-FINISHED			MP.	PRE-FINISHED			GWB.	PT.			GWB.	PT.			GWB.	PT.
117	HARBOUR AUTHORITY OFFICE	S.R.		RUBBER	100mm			M.P.	PRE-FINISHED			MP.	PRE-FINISHED			MP.	PRE-FINISHED			MP.	PRE-FINISHED			GWB.	PT.
118	WC	S.R.		RUBBER	100mm			M.P.	PRE-FINISHED			GWB.	PT.			GWB.	PT.			GWB.	PT.			GWB.	PT.

**FINISH SCHEDULE ABBREVIATIONS:**

ACT	ACOUSTIC CEILING TILE	PT.	PAINTED
AS.	ANTI-STATIC	S.V.	SHEET VINYL
CARP.	CARPET TILE	SL.	SEALED
CONC	CONCRETE	T.B.D.	TO BE DETERMINED
GWB	GYP/SUM WALL BOARD	VT.	CERAMIC TILE
FR.	NON-CONDUCTIVE, FIRE RETARDANT PAINT	VCT	VINYL COMPOSITE TILE
OP.	OPERABLE	W. COV.	WALL COVERING
MP.	PREFINISHED METAL PANEL - WHITE		



3	TENDER	2016-09-19
2	85% REVIEW	2016-08-15
1	85% REVIEW	2016-07-25

FISHERIES AND OCEANS, REAL PROPERTY, SAFETY AND SECURITY  
VANCOUVER, BC  
200-401 BURRARD ST.

Project title/Titre du projet  
**FAIRVIEW HARBOUR  
PRINCE RUPERT, B.C.**  
  
**PRINCE RUPERT  
SAR STATION**

Consultant Signature Box Only  
  
Designed by/Concept par  
**RH**  
  
Drawn by/Dessine par  
**CM**  
  
PWGSC Project Manager/Administrateur de Projets TPSGC  
  
PWGSC Regional Manager, Architectural and Engineering Services/  
Gestionnaire régionale, Services d'architecture et de génie, TPSGC  
**PREETIPAL PAUL**  
  
Drawing title/Titre du dessin

**DOOR, WINDOW,  
& FINISH SCHEDULE**

Project No./No. du projet	Sheet/ Feuille	Revision no./ La Révision
<b>2016522</b>	<b>A8.01</b>	<b>2</b>
	OF	

