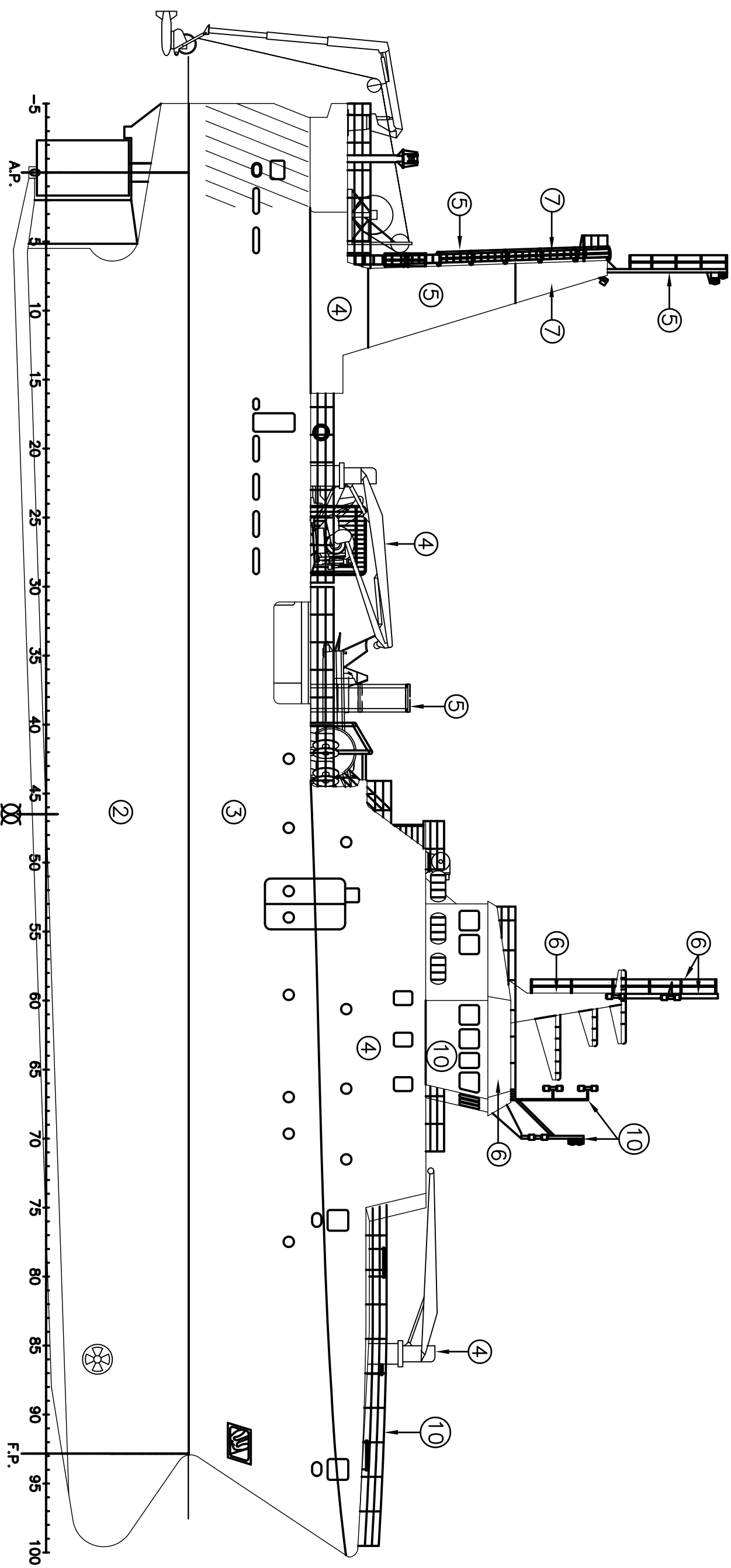
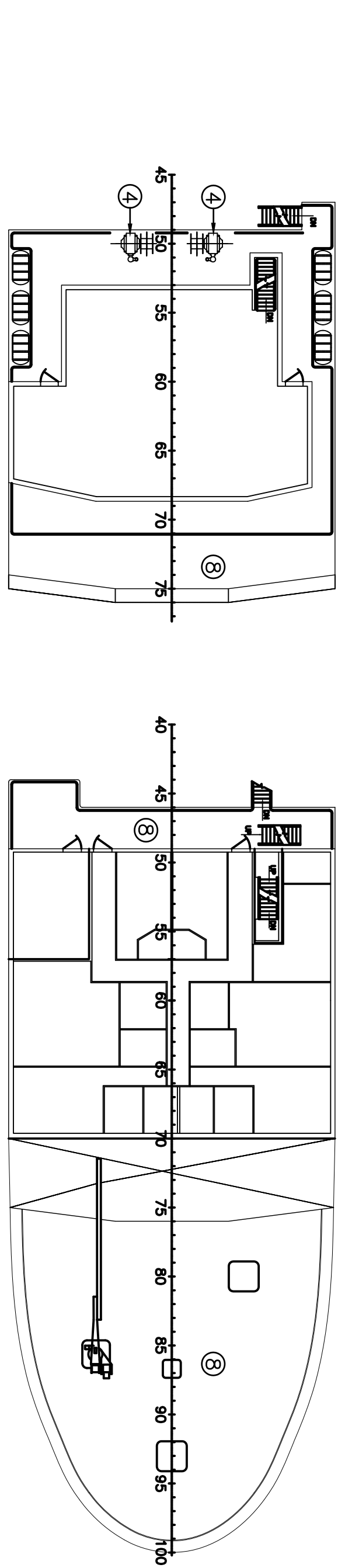


NOTES

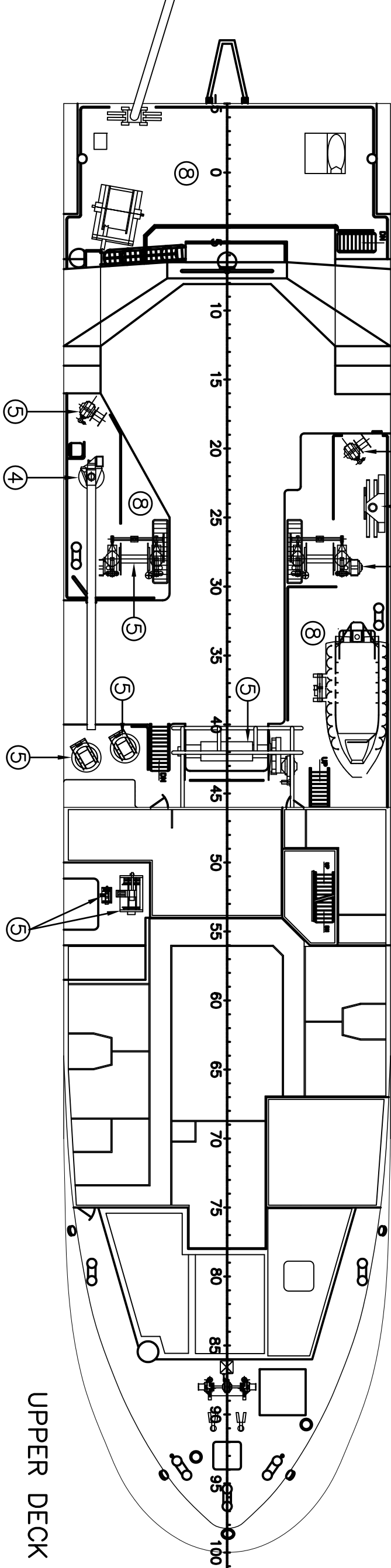
1. ALL PAINTING TO BE CARRIED OUT IN ACCORDANCE WITH MANUFACTURER'S RECOMMENDATIONS AND INSTRUCTIONS.
2. ALL NEW STEEL TO BE SHOT-BLASTED AND SHOP PRIMER.
3. ALL NEW WELDS TO BE WIRE BRUSHED AND COATED WITH 1ST COAT PRIMER.
4. ALL SURFACES TO BE CLEANED FREE FROM GREASE, OIL, DIRT, ETC., PRIOR TO PAINTING.
5. HIGH PRESSURE SPRAYING TO BE USED WHEREVER PRACTICAL.
6. ALL SURFACES WHICH ARE NOT TO BE PAINTED (E.G. SURFACES OF MACHINERY, ETC.,) ARE TO BE PROTECTED AGAINST PAINT SPILL.
7. ALL FINISH COLOURS ARE TO BE AS PER THE EXISTING VESSEL.
8. FROM THE 'SCHEM' COLUMN ON THE SCHEDULE- THE LETTERS 'A' & 'B' REPRESENT THE FOLLOWING- 'A' = SURFACE PREPARATION AND COATING FOR NEW STEEL, AND FOR EXISTING STEEL WHERE REQUIRED TO BE REPAIRED TO BLENDED WITH METAL DUE TO WEAR, DAMAGE OR BURNING.
- 'B' = SURFACE PREPARATION AND COATING OVER EXISTING PAINT.
- PERCENTAGES SHOWN BESIDE 'A' & 'B' ARE OF THE TOTAL AREA FOR THAT PARTICULAR ITEM NO. AND ARE ESTIMATED FIGURES ONLY, USED FOR MATERIAL TAKE-OFF.



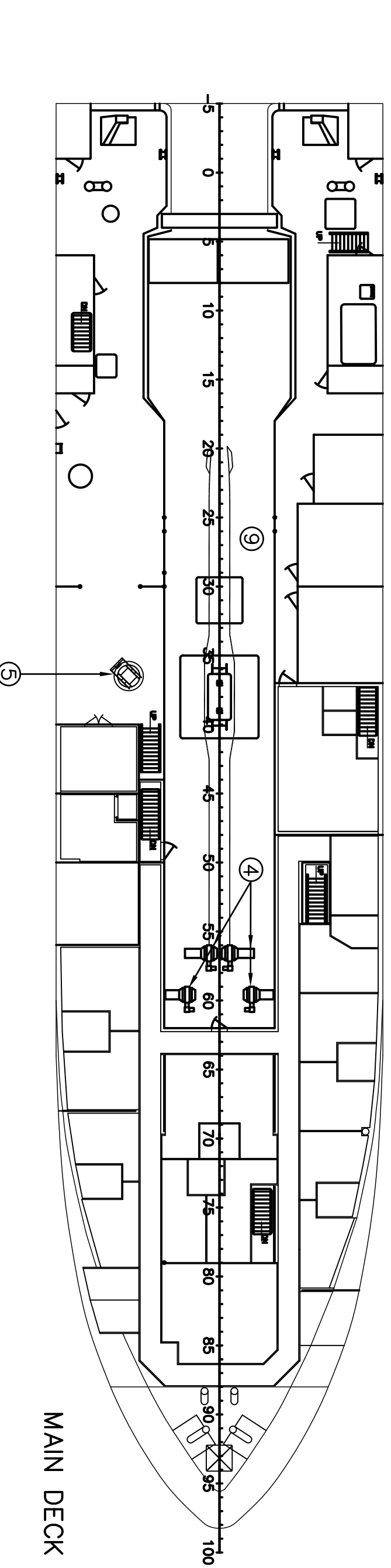
PROFILE



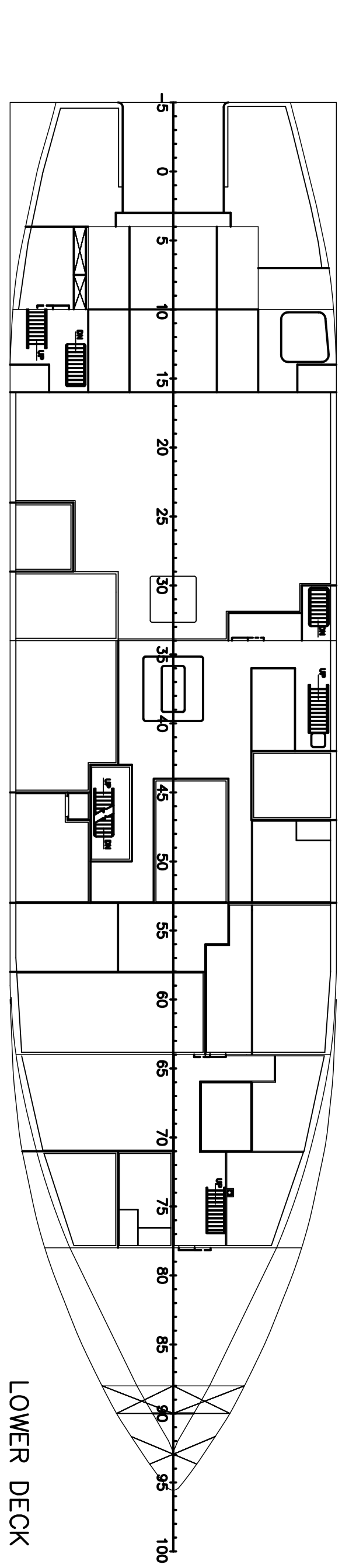
BOAT DECK



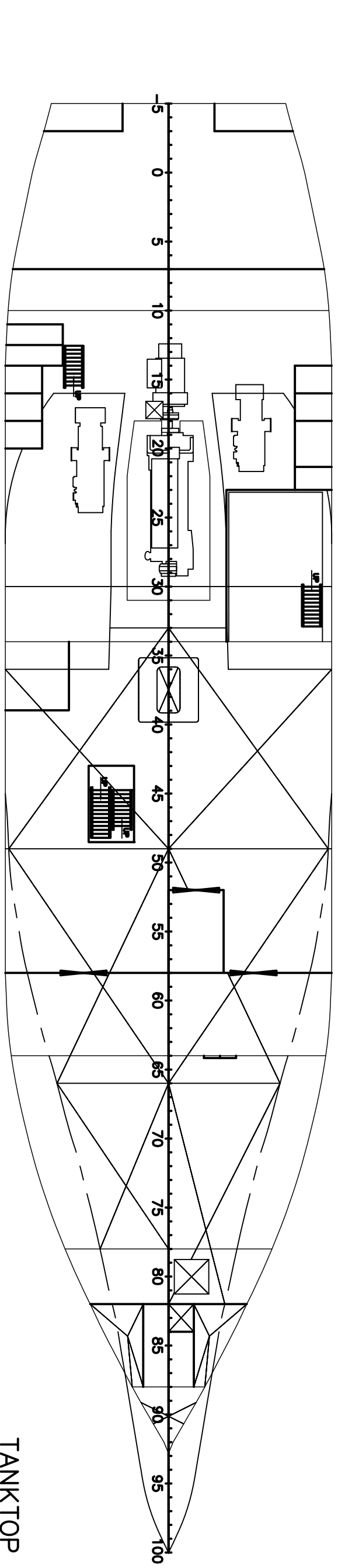
UPPER DECK



MAIN DECK



LOWER DECK



TANKTOP

ITEM NO.	LOCATION	EXISTING PAINT SCHEME	SCHEME AND SEE NOTE 8	SURFACE PREP.	PRODUCT	COLOUR	% SOLID	MIX RATIO	COAT	WFT MC	DFT MC	AREA IN METRES SQ	COVERAGE M2/LITRE	LITRES REQUIRED	WASTE LITRE/FACTOR	TOTAL LITRE REQUIRED	THINNER/CLEANER	REMARKS
1	SHOP PRIMER(NEW STEEL)	-	A (100%)	SA 2.5	INTERPRIME NEA007/409	PINK	24	3:1	1ST	83	20	3955	12.00	330	2.50	825	GTA003	
2	SHELL, KEEL UP TO W.L.	INTERSHIELD EZA201/EZA203 INTERSHIELD BR6400 COP A/F	A (20%)	SA 2.5	INTERSHIELD EZA201/EZA203	RED	63	2.5:1	1ST 2ND	240 150	150	282	4.20	67	1.75	118	GTA030	
3	SHELL, W.L. UP TO UPPER DK	INTERCARD EPA001/740 INTERCARD EM SERIES	B (80%)	SA 1	INTERSHIELD EZA201/EZA203	RED	63	2.5:1	1ST	240	150	1132	4.20	270	1.75	472	GTA030	
			A (20%)	S12 OR S13	INTERCARD PP SERIES/PPA327 INTERCARD EM SERIES	LT. GREY BLUE	80 32	4:1	1ST 3RD	160 110	125 35	150	6.40 9.10	24 16	1.75	60	GTA415 GTA015 GTA007	
			B (80%)	SOLVENT CLEAN	INTERCARD PP SERIES/PPA327 INTERCARD EM SERIES	LT. GREY	55	-	1ST	227	125	600	4.40	136	1.75	238	GTA415	
4	1.SHELL ABOVE ITEM 3 2.UNDERSIDE OF OVERHAUGS 3.UNDERSIDE OF OVERHAUGS 4.UNDERSIDE OF OVERHAUGS 5.CRAKES & GILSON WINCHES	INTERCARD EPA001/740 INTERCARD EM SERIES	A (20%)	S12 OR S13	INTERCARD PP SERIES/PPA327 INTERCARD EM SERIES	LT. GREY WHITE	80 32	4:1	1ST 3RD	160 110	125 35	286	6.40 9.10	45 32	1.75	78	GTA415 GTA015 GTA007	
			B (80%)	SOLVENT CLEAN	INTERCARD PP SERIES/PPA327 INTERCARD EM SERIES	LT. GREY	80	-	1ST	160	125	286	6.40	45	1.75	117	GTA415	
			A (10%)	S12 OR S13	INTERCARD PP SERIES/PPA327 INTERCARD EM SERIES	LT. GREY	80	4:1	1ST	227	125	220	4.40	50	1.75	42	GTA415	
			B (90%)	SOLVENT CLEAN	INTERCARD PP SERIES/PPA327 INTERCARD EM SERIES	LT. GREY	55	-	1ST	227	125	220	4.40	24	1.75	42	GTA415	
6	1.MAN MAST (ALUMINIUM) 2.WHEELHOUSE 'EYEBROW'	ETCH COAT INTERCARD EPA001/740 INTERCARD EM SERIES	A (10%)	SOLVENT CLEAN	INTERPRIME VTA528/VTA529 INTERCARD PP SERIES/PPA327	YELLOW RED	8	4:1	1ST	150	12	10	6.70	2	1.75	33	GTA136	
			B (90%)	SOLVENT CLEAN	INTERCARD PP SERIES/PPA327 INTERCARD EM SERIES	LT. GREY	80	4:1	1ST	160	125	26	6.40	4	1.75	5	GTA415	
			B (90%)	SOLVENT CLEAN	INTERCARD PP SERIES/PPA327 INTERCARD EM SERIES	ORANGE	32	-	4TH	110	35	92	9.10	2	1.75	3	GTA007	
			B (90%)	SOLVENT CLEAN	INTERCARD PP SERIES/PPA327 INTERCARD EM SERIES	ORANGE	32	-	1ST	227	125	92	4.40	21	1.75	36	GTA415	
7	1.FUNNEL TOP BAND 2.DECK FITTINGS(BOLARDS,ETC.)	INTERCARD EPA001/740 INTERCARD EM SERIES	A (15%)	S12 OR S13	INTERCARD PP SERIES/PPA327 INTERCARD EM SERIES	RED BLACK	80 32	4:1	1ST 3RD	160 110	125 35	12	6.40 9.10	3	1.75	4	GTA415 GTA015 GTA007	
			B (85%)	SOLVENT CLEAN	INTERCARD PP SERIES/PPA327 INTERCARD EM SERIES	LT. GREY	55	-	1ST	227	125	68	4.40	8	1.75	14	GTA007	
8	WEATHER DECK(EXCEPT MAIN DK & WHEELHOUSE TOP)	INTERCARD EPA001/740 INTERCARD EM SERIES	A (10%)	S12 OR S13	INTERCARD PP SERIES/PPA327 INTERCARD EM SERIES	RED	80	4:1	1ST	160	125	56	6.40	9	1.75	15	GTA415	C/W GMA733 NON-SLIP AGENT
			B (90%)	SOLVENT CLEAN	INTERCARD PP SERIES/PPA327 INTERCARD EM SERIES	GREY	80	4:1	1ST	160	125	504	6.40	79	1.75	138	GTA415	C/W GMA733 NON-SLIP AGENT
9	EXPOSED MAIN DECK INCLUDING PAINT	INTERCARD EPA001/740 INTERCARD EM SERIES	A (100%)	SA 2.5	INTERSHIELD EZA202/EZA203	GREY	63	2.5:1	1ST	318	200	519	3.15	165	1.75	290	GTA030	C/W GMA733 NON-SLIP AGENT
10	1.WHEELHOUSE(ALUMINIUM) 2.PIPES/MASTS/ANTENNA SUPPORTS 3.WHEELHOUSE TOP	ETCH COAT INTERCARD EPA001/740 INTERCARD EM SERIES	A (20%)	SOLVENT CLEAN	INTERPRIME VTA528/VTA529 INTERCARD PP SERIES/PPA327	YELLOW LT. GREY	8	4:1	1ST 2ND	150 125	12	126	6.70	18	1.75	33	GTA136	
			B (70%)	SOLVENT CLEAN	INTERCARD PP SERIES/PPA327 INTERCARD EM SERIES	LT. GREY	55	-	1ST	227	125	126	4.40	29	1.75	50	GTA415	
			B (70%)	SOLVENT CLEAN	INTERCARD PP SERIES/PPA327 INTERCARD EM SERIES	WHITE	32	-	4TH	110	35	126	9.10	14	1.75	24	GTA007	
			B (70%)	SOLVENT CLEAN	INTERCARD PP SERIES/PPA327 INTERCARD EM SERIES	LT. GREY	55	-	1ST	227	125	284	4.40	32	1.75	117	GTA415	
			B (70%)	SOLVENT CLEAN	INTERCARD PP SERIES/PPA327 INTERCARD EM SERIES	WHITE	32	-	2ND	110	35	284	9.10	15	1.75	57	GTA007	
11	1.SEA INLETS 2.THRUSTER TUNNEL	INTERSHIELD EZA201/EZA203 INTERSHIELD BR6400 COP A/F	A (20%)	S12 OR S13	INTERCARD PP SERIES/PPA327 INTERCARD EM SERIES	RED	80	4:1	1ST	160	125	20	6.40	3	1.75	5	GTA415	
			B (80%)	SOLVENT CLEAN	INTERCARD PP SERIES/PPA327 INTERCARD EM SERIES	LT. GREY	55	-	1ST	227	125	80	4.40	18	1.75	32	GTA415	
			A (100%)	S12 OR S13	INTERCARD PP SERIES/PPA327 INTERCARD EM SERIES	RED	80	4:1	1ST	160	125	25	6.40	4	1.75	7	GTA415	
13	CONCEALED STEELWORK UNDER EXTERNAL FOUNDATIONS(NEW LININGS(NEW))	-	A (100%)	SA 2.5	INTERPRIME JBA016	BLACK	47	-	1ST	425	200	1350	2.40	563	1.75	984	GTA004	
			A (85%)	SA 2.5	INTERPRIME CPA098 INTERCARD PP SERIES/PPA327	GREY	40	-	1ST	190	75	2250	5.30	425	1.75	743	GTA007	
			B (35%)	SOLVENT CLEAN	INTERCARD PP SERIES/PPA327 INTERCARD EM SERIES	WHITE	52	-	1ST	80	40	2250	13.00	175	1.75	303	GTA004	
14	INTERIOR BLUEHEADS & DECKHEADS EXPOSED TO VIEW	INTERPRIME CPA 764 INTERPRIME CL FINISH	A (85%)	SA 2.5	INTERPRIME CPA098 INTERCARD PP SERIES/PPA327	GREY	40	-	1ST	190	75	2250	5.30	425	1.75	743	GTA007	
			B (35%)	SOLVENT CLEAN	INTERCARD PP SERIES/PPA327 INTERCARD EM SERIES	WHITE	52	-	1ST	80	40	2250	13.00	175	1.75	303	GTA004	
15	INTERIOR DECKS(WITHOUT DECK COVERINGS)	INTERPRIME CPA 764 INTERPRIME CL FINISH	B (100%)	S12 OR S13	INTERCARD PP SERIES/PPA327 INTERCARD EM SERIES	GREY	80	4:1	1ST	160	125	476	6.40	74	1.75	130	GTA415	
16	FRESH WATER TANKS(NEW)	INTERCARD THA100/THA101 INTERCARD THA100/THA101	B (100%)	SOLVENT CLEAN	INTERCARD THA200/THA201 INTERCARD THA200/THA201	WHITE	47	4:1	1ST 2ND	265 125	125	300	3.70	86	1.75	150	GTA030	
			B (100%)	SOLVENT CLEAN	INTERCARD PP SERIES/PPA327 INTERCARD EM SERIES	WHITE	47	-	1ST	265	125	300	3.70	86	1.75	150	GTA030	
17	GREY WATER TANK(NEW)	-	A (100%)	SA 2.5	INTERCARD PP SERIES/PPA327 INTERCARD EM SERIES	RED	80	4:1	1ST	160	125	160	6.40	25	1.75	44	GTA415	
			A (100%)	SOLVENT CLEAN	INTERCARD PP SERIES/PPA327 INTERCARD EM SERIES	RED	80	4:1	1ST	160	125	160	6.40	25	1.75	44	GTA415	
18	FORE PEAK BALLAST TK NO.1	-	A (100%)	SOLVENT CLEAN	INTERCARD PP SERIES/PPA327 INTERCARD EM SERIES	RED	80	4:1	1ST	160	125	160	6.40	25	1.75	44	GTA415	
			A (15%)	S12 OR S13	INTERCARD PP SERIES/PPA327 INTERCARD EM SERIES	WHITE	80	4:1	1ST	160	125	70	6.40	11	1.75	19	GTA415	
19	CORRIDORS,VOIDS,BILGES	INTERPRIME JCA 144/145 HS	B (85%)	SOLVENT CLEAN	INTERCARD PP SERIES/PPA327 INTERCARD EM SERIES	WHITE	80	4:1	1ST	160	125	400	6.40	63	1.75	109	GTA415	
			A (100%)	SOLVENT CLEAN	INTERCARD PP SERIES/PPA327 INTERCARD EM SERIES	WHITE	80	4:1	1ST	160	125	400	6.40	63	1.75	109	GTA415	
20	ALUMINIUM BEHIND INSULATION IN WHEELHOUSE TOP EXTERIOR	-	A (100%)	SOLVENT CLEAN	INTERCARD PP SERIES/PPA327 INTERCARD EM SERIES	WHITE	80	4:1	1ST	160	125	400	6.40	63	1.75	109	GTA415	
			A (20%)	SOLVENT CLEAN	INTERCARD PP SERIES/PPA327 INTERCARD EM SERIES	WHITE	80	4:1	1ST	160	125	400	6.40	63	1.75	109	GTA415	
22	CONCRETE FLOOR ON TANK TOP	-	B (80%)	SOLVENT CLEAN	INTERCARD PP SERIES/PPA327 INTERCARD EM SERIES	WHITE	80	4:1	1ST	160	125	400	6.40	63	1.75	109	GTA415	
			A (85%)	SOLVENT CLEAN	INTERCARD PP SERIES/PPA327 INTERCARD EM SERIES	WHITE	80	4:1	1ST	160	125	400	6.40	63	1.75	109	GTA415	
23	ALUM & GALVZ STEEL SHEATHING INTERIOR	-	B (15%)	SOLVENT CLEAN	INTERCARD PP SERIES/PPA327 INTERCARD EM SERIES	WHITE	80	4:1	1ST	160	125	400	6.40	63	1.75	109	GTA415	
			B (15%)	SOLVENT CLEAN	INTERCARD PP SERIES/PPA327 INTERCARD EM SERIES	WHITE	80	4:1	1ST	160	125	400	6.40	63	1.75	109	GTA415	
24	STEELWORK BEHIND INSULATION ON WEL LOT SIDE SHELL	-	B (15%)	SOLVENT CLEAN	INTERCARD PP SERIES/PPA327 INTERCARD EM SERIES	WHITE	80	4:1	1ST	160	125	400	6.40	63	1.75	109	GTA415	
			B (15%)	SOLVENT CLEAN	INTERCARD PP SERIES/PPA327 INTERCARD EM SERIES	WHITE	80	4:1	1ST	160	125	400	6.40	63	1.75	109	GTA415	
25	TRANSPODER MOUNTING FACES	-	A (100%)	S12 OR S13	INTERCARD PP SERIES/PPA327 INTERCARD EM SERIES	RED	80	4:1	1ST	160	125	400	6.40	63	1.75	109	GTA415	
			A (15%)	S12 OR S13	INTERCARD PP SERIES/PPA327 INTERCARD EM SERIES	RED	80	4:1	1ST	160	125	400	6.40	63	1.75	109	GTA415	
26	STABILIZER TANK	SHOP PRIMER	A (100%)	S12 OR S13	INTERCARD PP SERIES/PPA327 INTERCARD EM SERIES	RED	80	4:1	1ST	160	125	400	6.40	63	1.75	109	GTA415	
			A (100%)	S12 OR S13	INTERCARD PP SERIES/PPA327 INTERCARD EM SERIES	RED	80	4:1	1ST	160	125	400	6.40	63	1.75	109	GTA415	
27	WET LAB DECK & 1000MM HIGH STEEL PERIMETER	-	A (100%)	S12 OR S13	INTERCARD PP SERIES/PPA327 INTERCARD EM SERIES	RED	80	4:1	1ST	160	125	400	6.40	63	1.75	109	GTA415	

C/W GMA733 NON-SLIP AGENT

'AS FITTED'

JOB OR HULL NO. D.F.O. # 8830-26-1700

TITLE	PAINT SCHEDULE	DRAWING NO.
OWNERS	SCALE	NIS
DRAWN	DATE	DATE
CHECKED	DATE	DATE
DATE	DATE	DATE

APPROVALS	SCALE	NIS	DRAWING NO.
OWNERS	SCALE	NIS	DRAWING NO.
DRAWN	DATE	DATE	DATE
CHECKED	DATE	DATE	DATE
DATE	DATE	DATE	DATE



MARYSTOWN SHIPYARD LIMITED  
NEWFOUNDLAND  
TEL: 709-730-7400 FAX: 709-7400