

**Part 1 General**

**1.1 ADDENDUM FORM**

This Addendum forms part of the Contract Documents and modifies the Bidding Documents dated November 4<sup>th</sup>, 2016, with amendments and additions noted below.

Acknowledge receipt of this Addendum in the space provided in the Bid Form. Failure to do so may disqualify the Bidder at the Owner's discretion.

This addendum consists of one (2) page plus the following list of attached documents:

No.	Document Title	Issue Date
Addendum M-01	HDK Consulting Incorporated Addendum No. M-01	December 12, 2016
	Attendance Register, PWGSC Site Visit	December 9, 2016

**1.2 CHANGES TO DRAWINGS**

**.1 Architectural**

- .1 Drawing 3/A3: **REMOVE** note regarding glass type on Door Type 2. Refer to 1.3 Changes to Project Manual, article 1.1.
- .2 Drawing 4/A3: **REMOVE** note regarding glass type on Frame Type B & C. Refer to 1.3 Changes to Project Manual, article 1.1.
- .3 Drawing 1/A7: **MODIFY** Demo Key Note 1: "Provide unit price for removal of existing wall construction as illustrated. Pricing to include patch & repair of adjacent walls to remain to satisfaction of Departmental Representative."
- .4 Drawing 1/A7: **MODIFY** Wall Type 2 to be to u/s of ceiling.
- .5 Drawing 2/A7: **MODIFY** General Demo/New RCP Note 8: "New gypsum board ceiling height to be determined by height of existing HVAC equipment and existing windows. Final height to be approved by Consultant and Departmental Representative."
- .6 Drawing 1/A8: **ADD** Note 7 to General Finishes Notes: "Existing Fire Hose Cabinet in 500A Corridor to be painted PT7."
- .7 Drawing 1/A8: **ADD** Note 9 to General Finishes Notes: "Existing window trim to be painted PT7."

**.2 Mechanical**

- .1 Drawing M1 & M2: **REFER** to Addendum No. M-01.

### 1.3 CHANGES TO PROJECT MANUAL

#### .1 Architectural

##### .1 Section 08 80 50 Glazing: **REVISE** 3.7 Schedule:

##### .1 Sidelight and clerestory light glazing in fire-rated condition:

##### .1 Glazing unit as follows:

- .1 Tenant Space side glass: 6 mm tempered glass.
- .2 Spacer: 55 mm, acoustical lining.
- .3 Public Corridor side glass: 8 mm fire glass.
- .4 Frame cavity fill: Expanding polyurethane foam.

##### .2 Sidelight glazing in non-rated condition:

##### .1 Glazing unit as follows:

- .1 Tenant Space side glass: 6 mm tempered glass.
- .2 Spacer: 55 mm, acoustical lining.
- .3 Public Corridor side glass: 6 mm tempered glass.
- .4 Frame cavity fill: Expanding polyurethane foam.

##### .3 Door lights:

- .1 Fire-rated doors: 8 mm fire glass.
- .2 Non-rated doors: 6 mm tempered glass.

#### .2 Mechanical

##### .1 Specification Section 23 36 00: **REFER** to Addendum No. M-01.

### 1.4 APPROVAL OF PROPOSED PRODUCTS/SYSTEMS

#### .1 Mechanical

##### .1 Drawing M1, M2 and Specification Section 23 36 00: Single Duct Terminal Units as manufactured by Nailor Industries shall be accepted as equal.

### 1.5 LIST OF SITE VISIT ATTENDEES

#### .1 Find attached list of Contractor and Sub Contractor attendees at optional site visit held Friday, December 9<sup>th</sup>, 2016 at 10:00.

### 1.6 QUESTIONS

#### .1 Architectural

##### .1 Breakaway curtain and track to be supplied and installed as per Project Manual. Track to be secured as indicated in drawing 11/A6.

#### .2 Questions will be taken to 17:00 CST Thursday, December 15, 2016. Questions after this time will not receive a response.

**VAC Fit-Up – Phase 2**

December 12, 2016

HDK Project No. 16110.00

Page 1 of 1

---

**ADDENDUM NO. M-01**

This Addendum is issued prior to Bid due date to revise the Bid/Contract Documents and as such is part of those documents; value of all items shall be included in Bid. After acceptance of Bid, claims for costs will not be considered by reason of failure by Bidder to have read Addenda.

**1.1 ITEM DESCRIPTION**

Reference: Mechanical Drawings M1, M2 and Specification Section 23 36 00

a) VAV Terminal Units

- .1 Single Duct Terminal Units as manufactured by Nailor Industries shall be accepted as equal.
- .2 Refer to specifications and drawings for controls requirements and interfacing with existing building automation system.

**ATTENDANCE REGISTER  
PUBLIC WORKS AND GOVERNMENT SERVICES CANADA  
SITE VISIT**








**PLACE:** 5<sup>th</sup> Floor 101 22<sup>nd</sup> Street E Saskatoon SK

**SOLICITATION NO:** EV385-172100/A

**PROJECT NO:** R.080397

**DATE:** 2016-12-09

**TITLE:** VAC Phase 2 GOCB Saskatoon

COMPANY NAME	SIGNATURE	PRINT NAME	PHONE NO.	FAX NO.	BUS. CARD
CABRIEL CONVE.		KEN KOJOLA	757 1399	565 2821	✓
HAIRD CONST.		KEITH MAXWELL	374-6367		
VCM Const.		Brville Johnson	292-8320	664-9997	
Republic Architecture		Melanie Gagnon	204 989 0102		
STRATA DEVELOPMENT		DEVON SCHOLLAR	306-491-7714		
MINWERS CONVE CO. LTD		DAVE MORRISON	306-434-4703	934-6114	
REM-EX CONTRACTING		SCOTT MCDOWEN	306-664-2155		

**CHAIRPERSON:** April Reid

PWGSC Real Property Contracting  
Tammey Hugo  
Tammey.Hugo@pwgsc-tpsgc.gc.ca  
780-224-1003

**ATTENDANCE REGISTER**  
**PUBLIC WORKS AND GOVERNMENT SERVICES CANADA**  
**SITE VISIT**






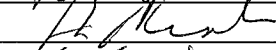
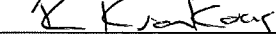

**PLACE:** 5<sup>th</sup> Floor 101 22<sup>nd</sup> Street E Saskatoon SK

**SOLICITATION NO:** EV385-172100/A

**PROJECT NO:** R.080397

**DATE:** 2016-12-09

**TITLE:** VAC Phase 2 GOCB Saskatoon

COMPANY NAME	SIGNATURE	PRINT NAME	PHONE NO.	FAX NO.	BUS. CARD
Humboldt Electric Ltd		Brock Ralby	706-665-6551		
BLACK + McDONALD		MICHELLE NOSBUSH	306-385-2018		
Leak Mechanical		Kelly Winer	306-222-3484		
B.D.M. Electric		BROZOVIC	306-711-2641		
EPL Flooring		Fred Lockhart	306-373-0545		
Carmont Const.		Lee Meyer	306-280-6411		
AK Electrical		AL KRAKOWSKI	306-220-5095		
AK Electric		Ken Krakow	306-221-1019		

**CHAIRPERSON:** April Reid

PWGSC Real Property Contracting  
Tammey Hugo  
Tammey.Hugo@pwgsc-tpsgc.gc.ca  
780-224-1003