
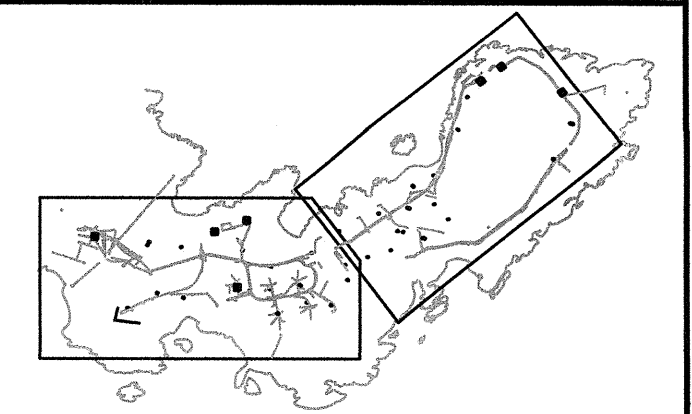


LOCATION MAP



5		
4		
3		
2	ISSUED FOR TENDER	16-11-28
1	ISSUED FOR TENDER	16-11-04
0	ISSUED FOR 99%	16-10-14
Revision/	Description/Description	Date/Date


Client/Client
WILLIAM HEAD INSTITUTION
 6000 WILLIAM HEAD ROAD
 VICTORIA, BC

Project title/Titre du projet
FIRE HYDRANT REPLACEMENT

Consultant Signature Only
 Designed by/Concept par
 NF
 Drawn by/Dessiné par
 BB / SEPT 2016
 PWSC Project Manager/Administrateur de Projets TPSCG
 PATRICK TRUONG
 Regional Manager, Architectural and Engineering Services
 Gestionnaire régionale, Services d'architecture et de génie, TPSCG

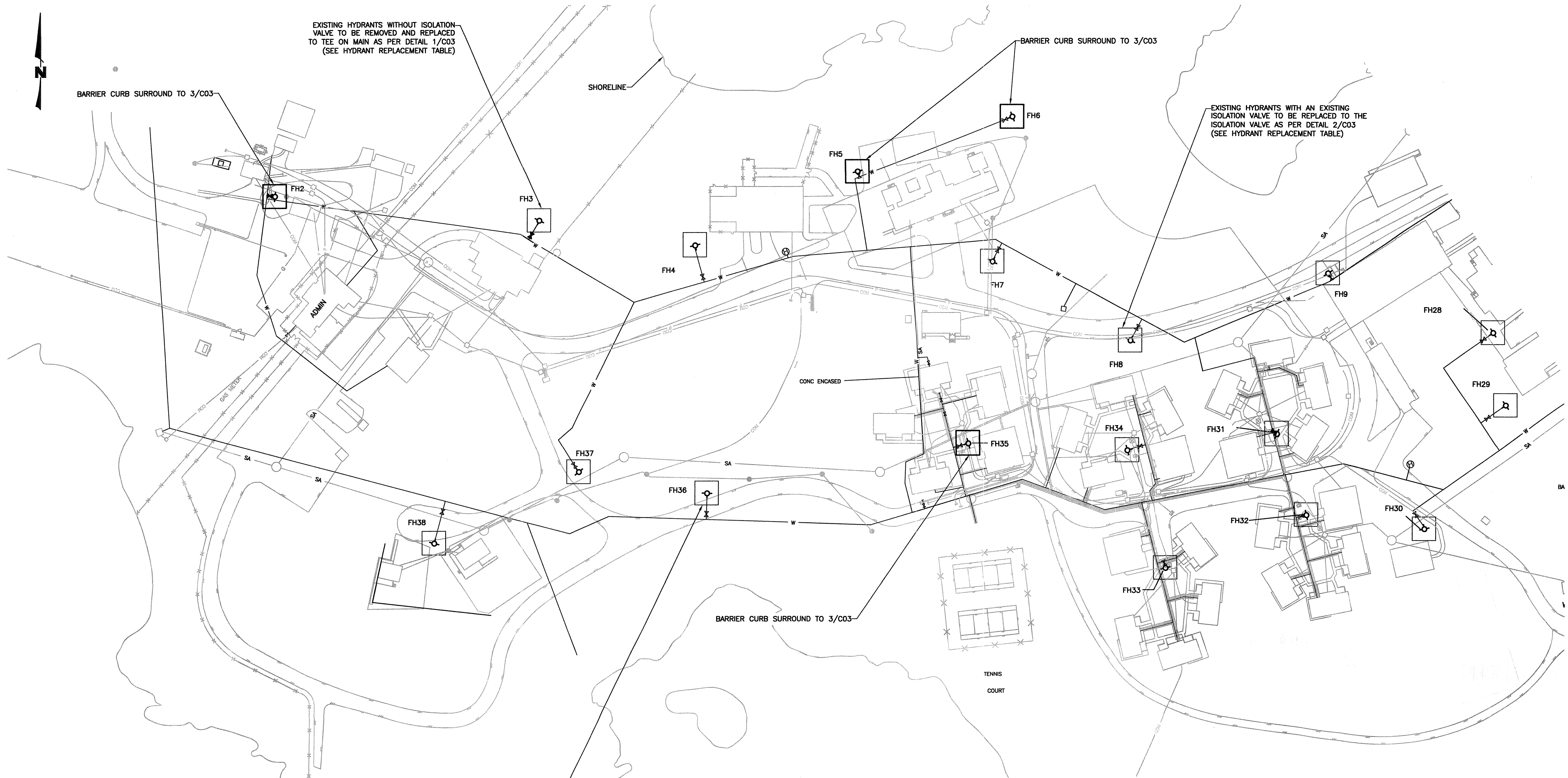
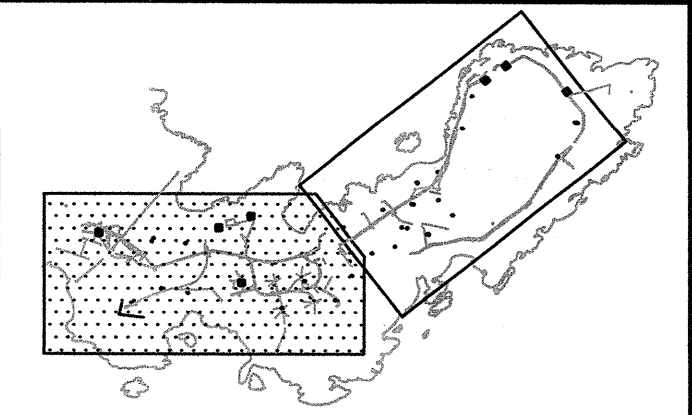
Drawing title/Titre du dessin
KEY PLAN

C01	KEY PLAN
C02	HYDRANT LOCATION PLAN - WEST DETAILS
C03	HYDRANT LOCATION PLAN - EAST DETAILS



Project No./No. du projet	Sheet/Feuille	Revision no./La Révision no.
R.082511.011	C01 OF 3	2



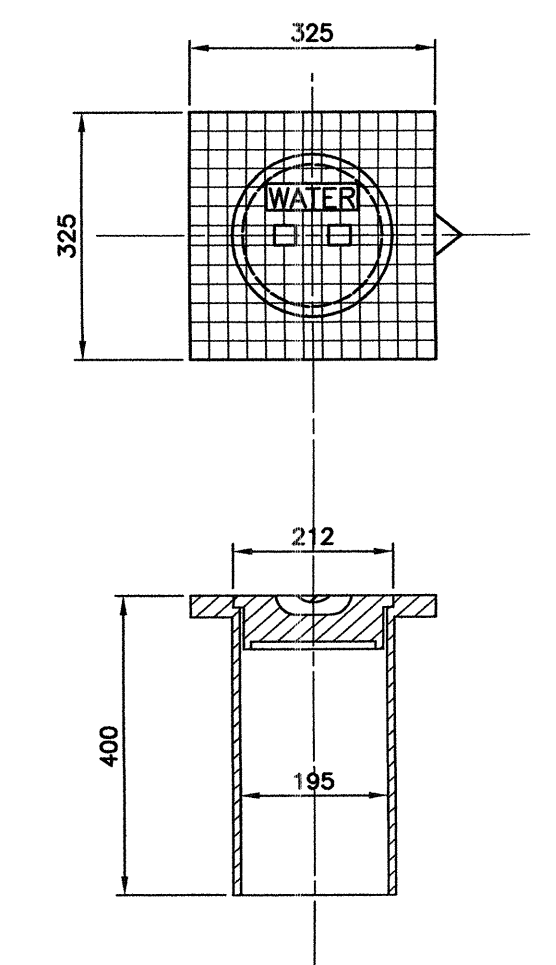


FIRE HYDRANT TABLE - WEST SIDE				
HYDRANT #	NEW GATE VALVE REQUIRED	REPLACE TO		HYDRANT & VALVE BOX
		1/C03	2/C03	
FH2	YES	✓		
FH3	YES		✓	
FH4	NO		✓	
FH5	NO		✓	
FH6	NO			✓
FH7	NO		✓	
FH8	NO		✓	✓
FH9	NO		✓	
FH28	NO		✓	
FH29	NO		✓	✓
FH30	NO		✓	✓
FH31	NO		✓	✓
FH32	NO		✓	✓
FH33	NO		✓	✓
FH34	NO		✓	✓
FH35	NO		✓	✓
FH36	NO		✓	✓
FH37	NO		✓	✓
FH38	NO		✓	✓

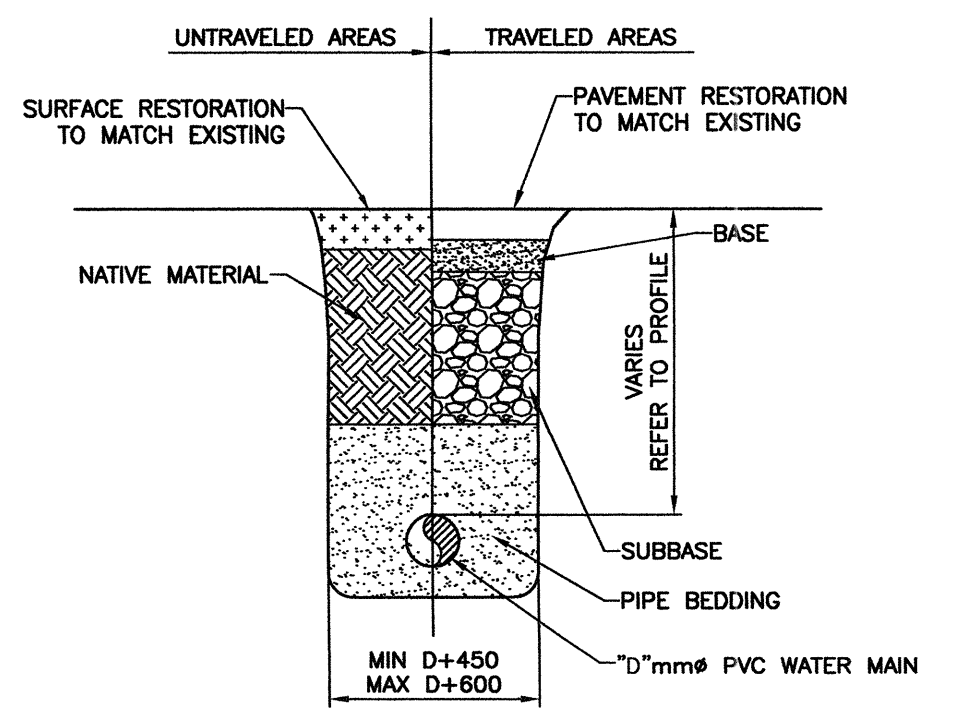
EXISTING HYDRANTS WITH GROUND FLANGE AND ISOLATION VALVE TO BE REMOVED AND REPLACED FROM GROUND FLANGE UP. REPLACE EXISTING VALVE BOX WITH CAST IRON SQUARE VALVE BOX AS PER DETAIL 1/C02 (SEE HYDRANT REPLACEMENT TABLE)

EXISTING HYDRANTS WITHOUT ISOLATION VALVE TO BE REMOVED AND REPLACED TO TEE ON MAIN AS PER DETAIL 1/C03 (SEE HYDRANT REPLACEMENT TABLE)

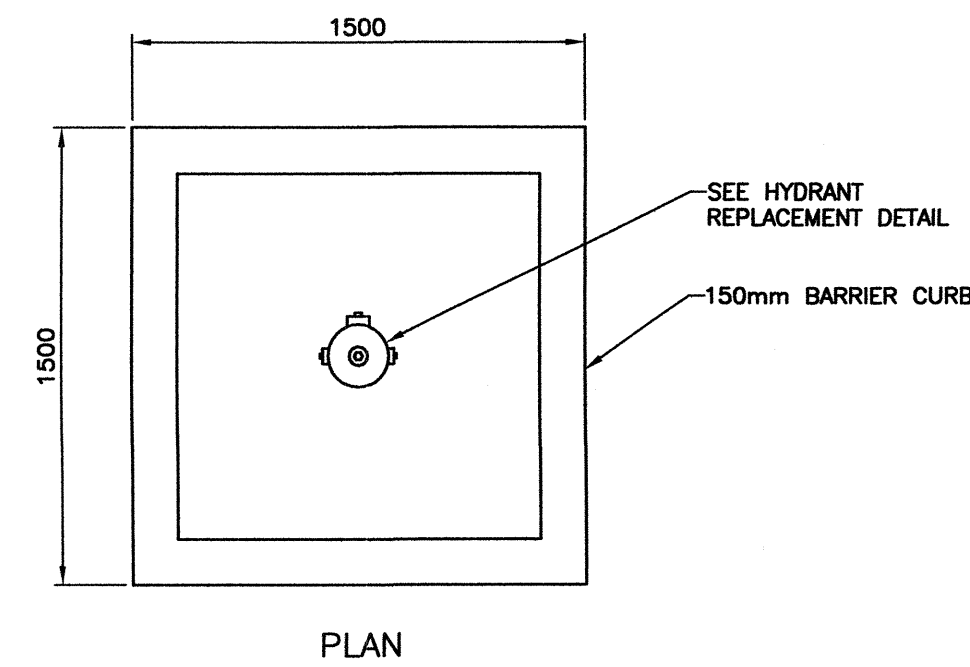
EXISTING HYDRANTS WITH AN EXISTING ISOLATION VALVE TO BE REPLACED TO THE ISOLATION VALVE AS PER DETAIL 2/C03 (SEE HYDRANT REPLACEMENT TABLE)



1 WATER VALVE BOX DETAIL
C02 NTS



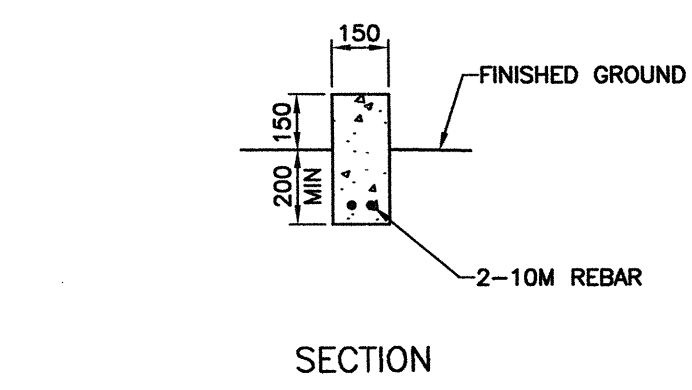
2 TYPICAL TRENCH SECTION
C02 NTS



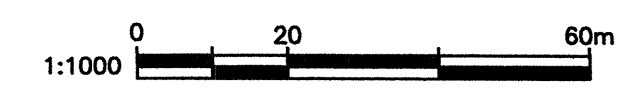
3 CONCRETE BARRIER CURB DETAIL
C02 NTS

LEGEND
 ○ FIRE HYDRANT
 X GATE VALVE
 □ FIRE HYDRANT, BARRIER CURB & HOSE CABINET

DRAWING UNITS ARE IN METRES AND DETAIL UNITS ARE IN MILLIMETRES UNLESS OTHERWISE SPECIFIED.



SECTION



Revision/	Description/Description	Date/Date
5		
4		
3		
2	ISSUED FOR TENDER	16-11-28
1	ISSUED FOR TENDER	16-11-04
0	ISSUED FOR 89K	16-10-14

WILLIAM HEAD INSTITUTION
6000 WILLIAM HEAD ROAD
VICTORIA, BC


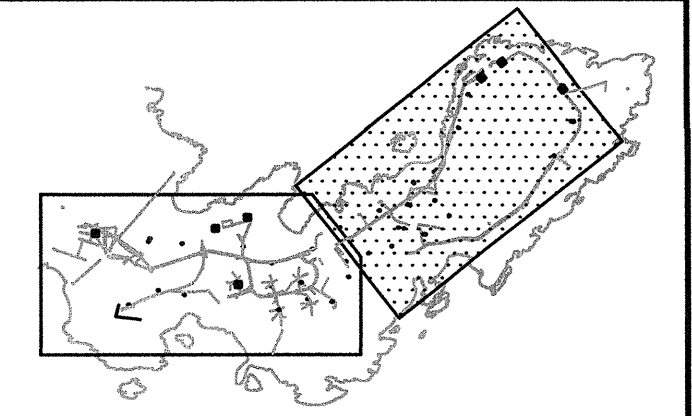
FIRE HYDRANT REPLACEMENT

Consultant Signature Only
 Designed by/Concept per NF
 Drawn by/Desainé par BB / SEPT 2016
 PWSC Project Manager/Administrateur de Projets TPSC PATRICK TRUONG
 Regional Manager, Architectural and Engineering Services / Gestionnaire régionale, Services d'architectural et de génie, TPSC

HYDRANT LOCATION PLAN - WEST DETAILS

Project No./No. du projet R.082511.011	Sheet/Feuille C02 OF 3	Revision no./Loi Révision 2
---	------------------------------	--------------------------------





5		
4		
3		
2	ISSUED FOR TENDER	16-11-28
1	ISSUED FOR TENDER	16-11-04
0	ISSUED FOR 90%	16-10-14
Revision/Revisions	Description/Description	Date/Date
Client/client		

WILLIAM HEAD INSTITUTION
6000 WILLIAM HEAD ROAD
VICTORIA, BC

Project title/Titre du projet

FIRE HYDRANT REPLACEMENT

Consultant Signature Only

Designed by/Concept par
NF

Drawn by/Desainé par
BB / SEPT 2016

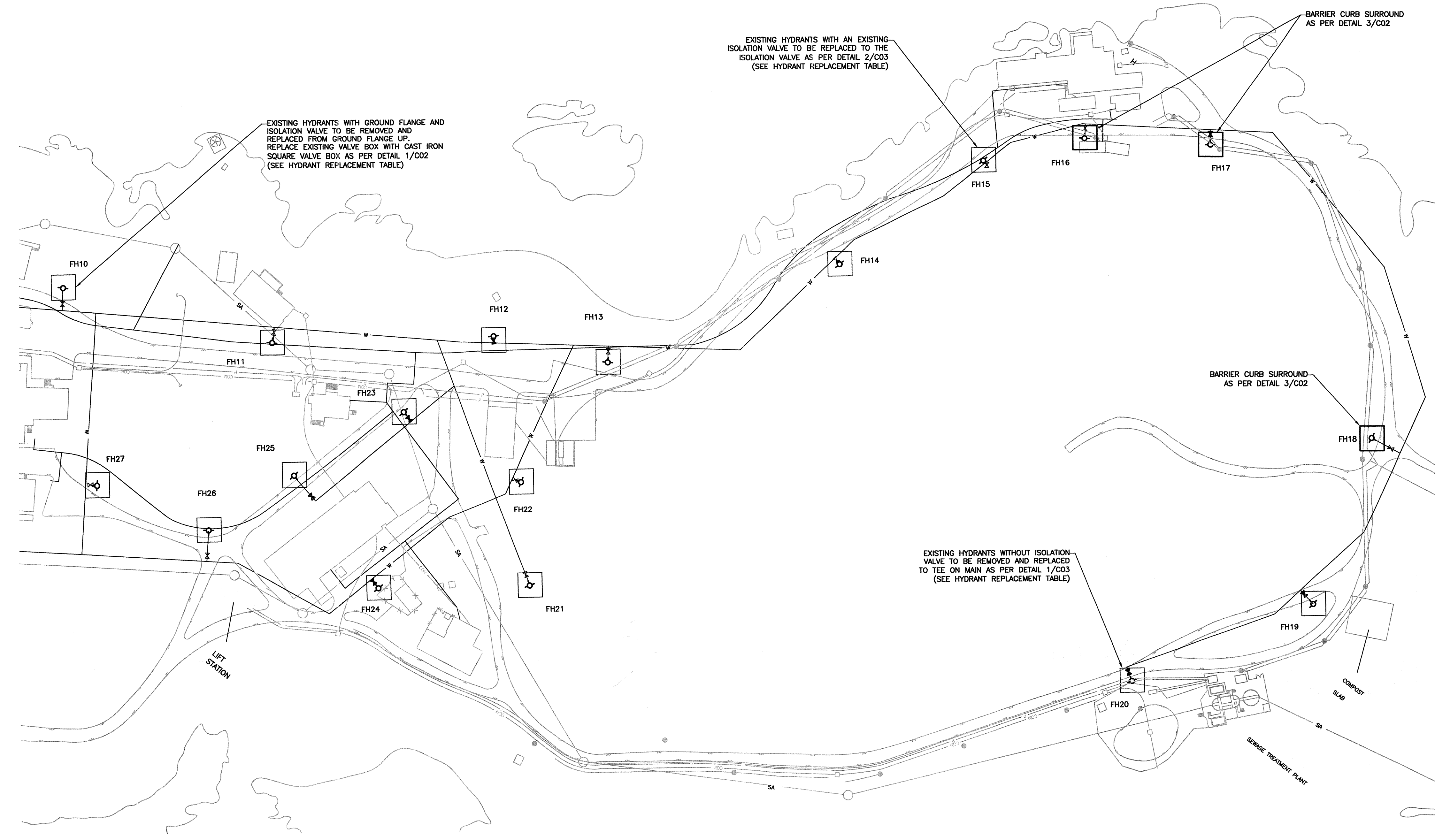

PWOSC Project Manager/Administrateur de Projets TPSC
PATRICK TRUONG

Regional Manager, Architectural and Engineering Services
Gestionnaire régionale, Services d'architecture et de génie, TPSC

Drawing title/Titre du dessin

HYDRANT LOCATION PLAN - EAST DETAILS

Project No./No. du projet	Sheet/Fauille	Revision no./La Révision no.
R.082511.011	C03 OF 3	2



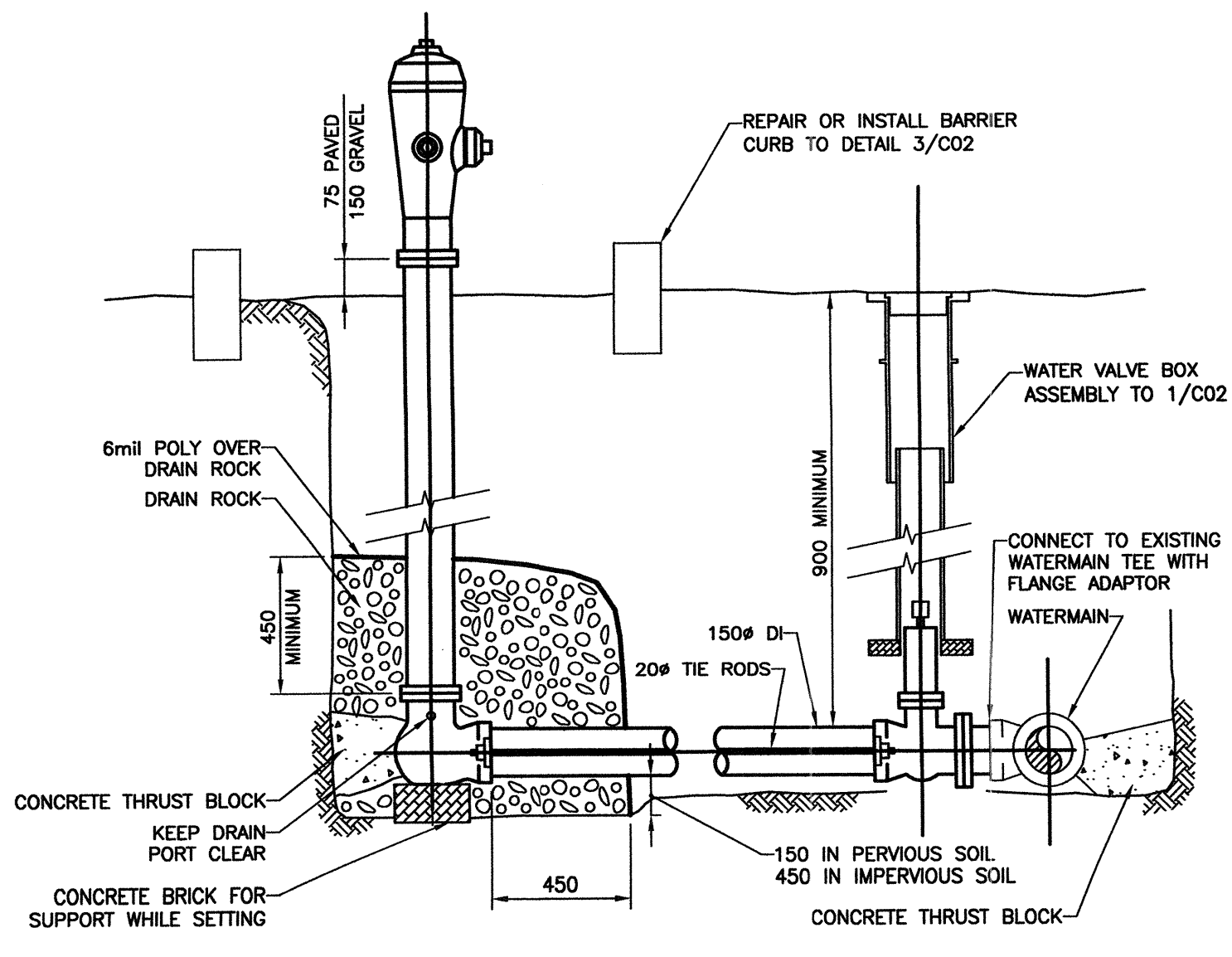
LEGEND

- FIRE HYDRANT
- ⊗ GATE VALVE
- FIRE HYDRANT, BARRIER CURB & HOSE CABINET

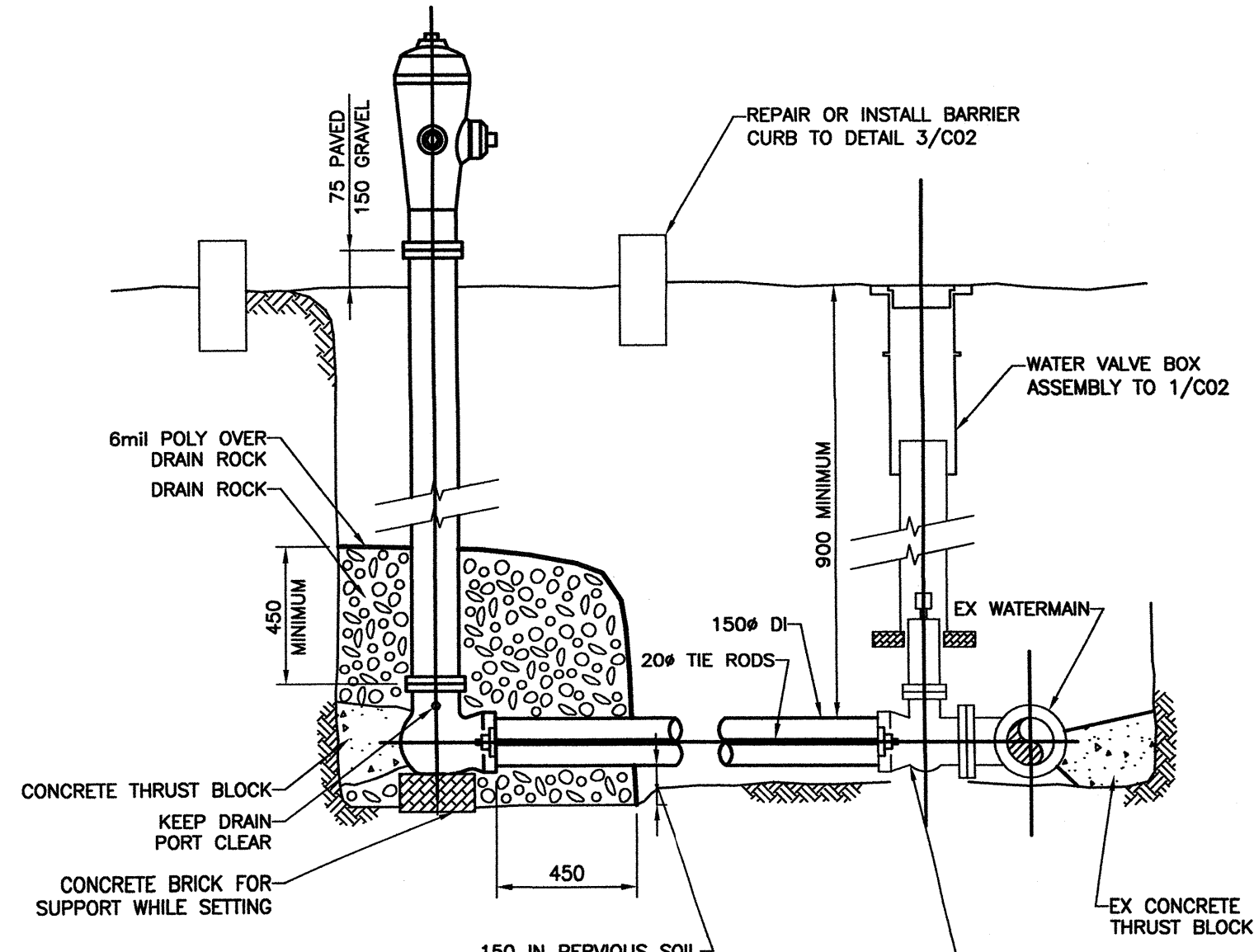
DRAWING UNITS ARE IN METRES AND
DETAIL UNITS ARE IN MILLIMETRES
UNLESS OTHERWISE SPECIFIED.

FIRE HYDRANT TABLE - EAST SIDE

HYDRANT #	NEW GATE VALVE REQUIRED	REPLACE TO		HYDRANT & VALVE BOX
		1/C03	2/C03	
FH10	NO			✓
FH11	NO			✓
FH12	YES	✓		
FH13	NO		✓	
FH14	NO		✓	
FH15	NO		✓	
FH16	NO		✓	
FH17	YES	✓		
FH18	NO		✓	
FH19	YES	✓		
FH20	YES	✓		
FH21	NO		✓	
FH22	NO		✓	
FH23	YES	✓		
FH24	YES	✓		
FH25	YES	✓		
FH26	NO		✓	
FH27	NO		✓	



1 FIRE HYDRANT REPLACEMENT DETAIL - PROPOSED GATE VALVE
C03 NTS



2 FIRE HYDRANT REPLACEMENT DETAIL - EXISTING GATE VALVE
C03 NTS

