



RETURN BIDS TO:
RETOURNER LES SOUMISSIONS À:
Bid Receiving Public Works and Government
Services Canada/Réception des
soumissions/Travaux publics et Services
gouvernementaux Canada
The Cambridge Building
3 Queen Street/3, rue Queen
Charlottetown
Prince Edward Island
C1A 4A2

SOLICITATION AMENDMENT MODIFICATION DE L'INVITATION

The referenced document is hereby revised; unless otherwise indicated, all other terms and conditions of the Solicitation remain the same.

Ce document est par la présente révisé; sauf indication contraire, les modalités de l'invitation demeurent les mêmes.

Comments - Commentaires

Veuillez adresser toute demande de renseignements par écrit à l'attention de l'autorité contractante, Crystal Bysterveldt, soit par télécopieur ou par courriel à: crystal.bysterveldt@tpsgc.gc.ca.

Vendor/Firm Name and Address
Raison sociale et adresse du
fournisseur/de l'entrepreneur

Issuing Office - Bureau de distribution
Public Works and Government Services Canada
The Cambridge Building
3 Queen Street/3 rue, Queen
PO Box 1268/CP 1268
Charlottetown
Prince Ed
C1A 4A2

Title - Sujet Centre des visiteurs Green Gables –	
Solicitation No. - N° de l'invitation ED001-171995/A	Amendment No. - N° modif. 003
Client Reference No. - N° de référence du client R.081199.001	Date 2017-01-03
GETS Reference No. - N° de référence de SEAG PW-\$PWC-024-4013	
File No. - N° de dossier PWC-6-39139 (024)	CCC No./N° CCC - FMS No./N° VME
Solicitation Closes - L'invitation prend fin at - à 02:00 PM on - le 2017-01-05	Time Zone Fuseau horaire Atlantic Standard Time AST
F.O.B. - F.A.B. Plant-Usine: <input type="checkbox"/> Destination: <input checked="" type="checkbox"/> Other-Autre: <input type="checkbox"/>	
Address Enquiries to: - Adresser toutes questions à: Bysterveldt, Crystal	Buyer Id - Id de l'acheteur pwc024
Telephone No. - N° de téléphone (902) 940-7122 ()	FAX No. - N° de FAX (902) 566-7514
Destination - of Goods, Services, and Construction: Destination - des biens, services et construction:	

Instructions: See Herein

Instructions: Voir aux présentes

Delivery Required - Livraison exigée	Delivery Offered - Livraison proposée
Vendor/Firm Name and Address Raison sociale et adresse du fournisseur/de l'entrepreneur	
Telephone No. - N° de téléphone Facsimile No. - N° de télécopieur	
Name and title of person authorized to sign on behalf of Vendor/Firm (type or print) Nom et titre de la personne autorisée à signer au nom du fournisseur/ de l'entrepreneur (taper ou écrire en caractères d'imprimerie)	
Signature	Date

LES CHANGEMENTS SUIVANTS AUX DOCUMENTS D'APPEL D'OFFRES ENTRENT EN VIGUEUR IMMÉDIATEMENT. CET ADDENDA FERA PARTIE DES DOCUMENTS CONTRACTUELS.

LE PRÉSENT ADDENDA VISE À PRÉSENTER LES RÉPONSES SUIVANTES AUX QUESTIONS POSÉES PAR LES SOUMISSIONNAIRES.

Question 1:

The sub flooring on drawing S01 under Timber Notes 2.3 is different than the requirements on the Floor Assembly noted on drawing A08?

Answer 1:

A08 ARCHITECTURAL BUILDING AND WALL SECTIONS

1. The floor construction shown on 'A/A08' is correct and supersedes the Timber Note 2.3 on Drawings S01.

Question 2:

Exterior trim sizes are noted to be 19mm x 140mm on A06 (Elevations) but are 38mm x 140mm on details (A10/A11)?

Answer 2:

A06 ARCHITECTURAL ELEVATIONS EAST AND WEST

1. All trim shown as 19x140 shall be 38x140. Refer to details on A10 and A11.

A07 ARCHITECTURAL ELEVATIONS NORTH AND SOUTH

1. All trim shown as 19x140 shall be 38x140. Refer to details on A10 and A11.

Question 3:

Please clarify who if the testing (soils/concrete) are by the owner or contractor?

Answer 3:

All testing (soils/concrete) will be provided by the owner and will be coordinated with the contractor.

Question 4:

Please verify construction one the sliding wood doors. In one spot they call to be 19mmx140 and another 38mmx140.

Answer 4:**A06 ARCHITECTURAL ELEVATIONS EAST AND WEST**

1. All trim shown as 19x140 shall be 38x140. Refer to details on A10 and A11.
2. The Barn doors shown on 1/A06 shall be built from 19x140 boards. Details shall be as per 2 and 11 on drawing A10. Provide 19x140mm horizontal supports at 600mm OC on the inside of the doors and around the perimeter. Diagonal 19x140mm to remain and be continuous.

Question 5:

What is the beam requirement for the new folding partition in the multipurpose room D101?

Answer 5:

Refer to attached sketch SSK-01.

Question 6:

Are gutters and downspouts part of this contract? If so, can you please provide product information and extents?

Answer 6:

There are no gutters or downspouts as part of this contract.

Question 7:

Need the location of the existing panel P3 in the gift shop.

Answer 7:

Refer to attached sketch ESK01.

Question 8:

On the new temporary electrical feed to the gift shop the riser shows a meter being refed. When I compare the existing single line diagram with the new there is no meter at this location. It does not seem right to have a meter at this location.

Answer 8:

Refer to attached sketch ESK-01.

Question 9:

Need the location for the new data rack being installed in the gift shop.

Answer 9:

Contractor to field locate.

Question 10:

Need a specification for the communication cable between the barn and gift shop, it says 5x10 pair cable, I am not sure what this is.

Answer 10:

5X10 twisted pair (Copper) Drawing E07

Question 11:

Please confirm the location of the new panel in the ticket booth.

Answer 11:

Allow for panel on west wall of ticket booth

Question 12:

Please confirm the size of the wire feeding the new panel in the ticket booth, drawings shows #10 AWG.

Answer 12:

Yes it is #10 AWG. It was sized based on the upstream 30A breaker.

Question 13:

What controls the lights in the stairwell and basement?

Answer 13:

There is a light switch in the basement to control all the lights there (Drawing E04). Also there is a switch in the stairwell, left of the door.

Question 14:

At the site meeting the overall schedule was discussed and it was noted by the contractors that the March 31 deadline date was not achievable. It was then discussed that the gift shop could be used in the spring until this project was completed. Please provide clarification that this is the case.

Answer 14:

Turn-over of the interior space of the barn expansion that will house the gift shop is to be completed by **March 31st, 2017**. All remaining work is to be completed by **April 30th, 2017**.

1	ISSUED FOR ADDENDUM	12.12 2016
---	---------------------	---------------

revisions	project	date
-----------	---------	------

**GREEN GABLES-PHASE 1
BARN EXPANSION
AND RENOVATION**
QUEENS CO., PEI

**STRUCTURAL
PARTIAL LOFT FRAMING
PLAN AND SECTION**

designed	SLJM	conçu
----------	------	-------

date	DEC-2016	
------	----------	--

drawn	JLK	dessiné
-------	-----	---------

date	DEC-2016	
------	----------	--

approved		approuvé
----------	--	----------

date		
------	--	--

Tender		Soumission
--------	--	------------

PWSC Project Manager	Administrateur de projet TPSCC	
----------------------	--------------------------------	--

project number	no. du projet	
----------------	---------------	--

--	--	--

--	--	--

--	--	--

drawing no.	no. du dessin	
-------------	---------------	--

--	--	--

--	--	--

--	--	--

--	--	--

--	--	--

--	--	--

--	--	--

--	--	--

--	--	--

--	--	--

--	--	--

--	--	--

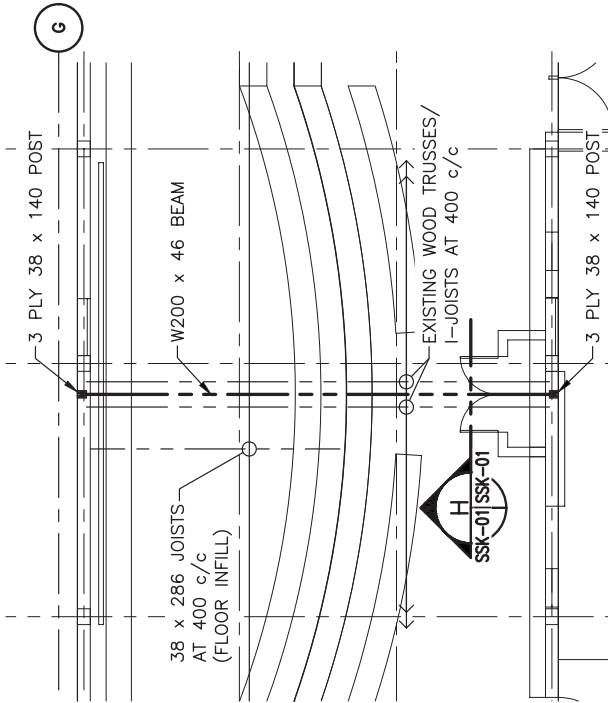
--	--	--

--	--	--

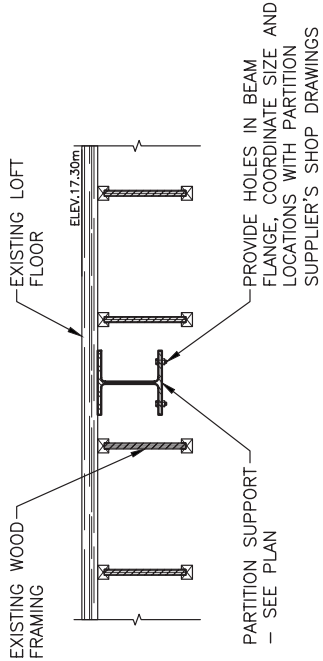
--	--	--

--	--	--

--	--	--



PLAN - PARTIAL LOFT FRAMING
SCALE : N.T.S.



SECTION - PARTITION FRAMING
SCALE : N.T.S.



1	ISSUED FOR ADDENDUM	12.12.2016
revisions		date

**GREEN GABLES—PHASE 1
BARN EXPANSION
AND RENOVATION**

drawing

dessin

STRUCTURAL

PARTIAL ROOF FRAMING

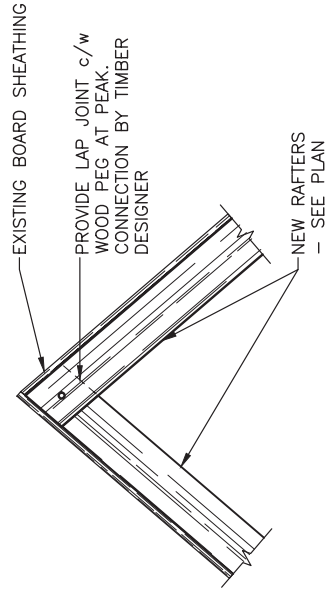
PLAN AND DETAIL

designed	SJM	conçu
date	DEC-2016	
drawn	JLK	dessiné
date	DEC-2016	
approved		approuvé
date		

PWGSC Project Manager Administrateur de projets TPSGC
project number no. du projet
R.081199.001

SSK-02

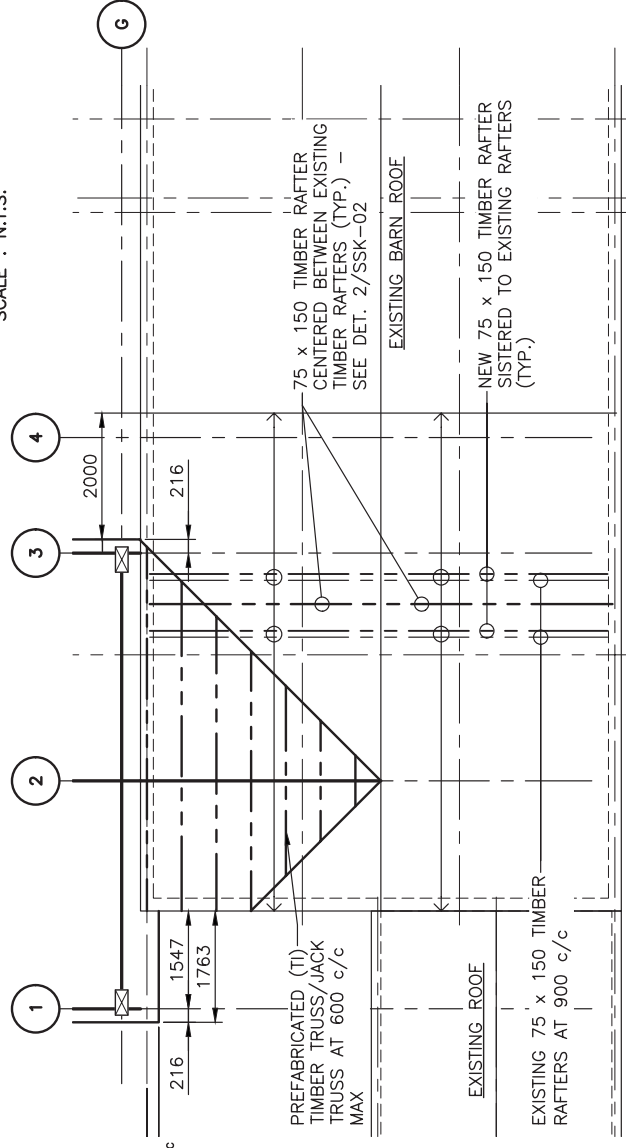
E-DRM/GDD-E: 547193



DETAIL - RAFTER FRAMING (2)

SSK-02

SCALE : N.T.S.



PLAN - PARTIAL ROOF FRAMING

