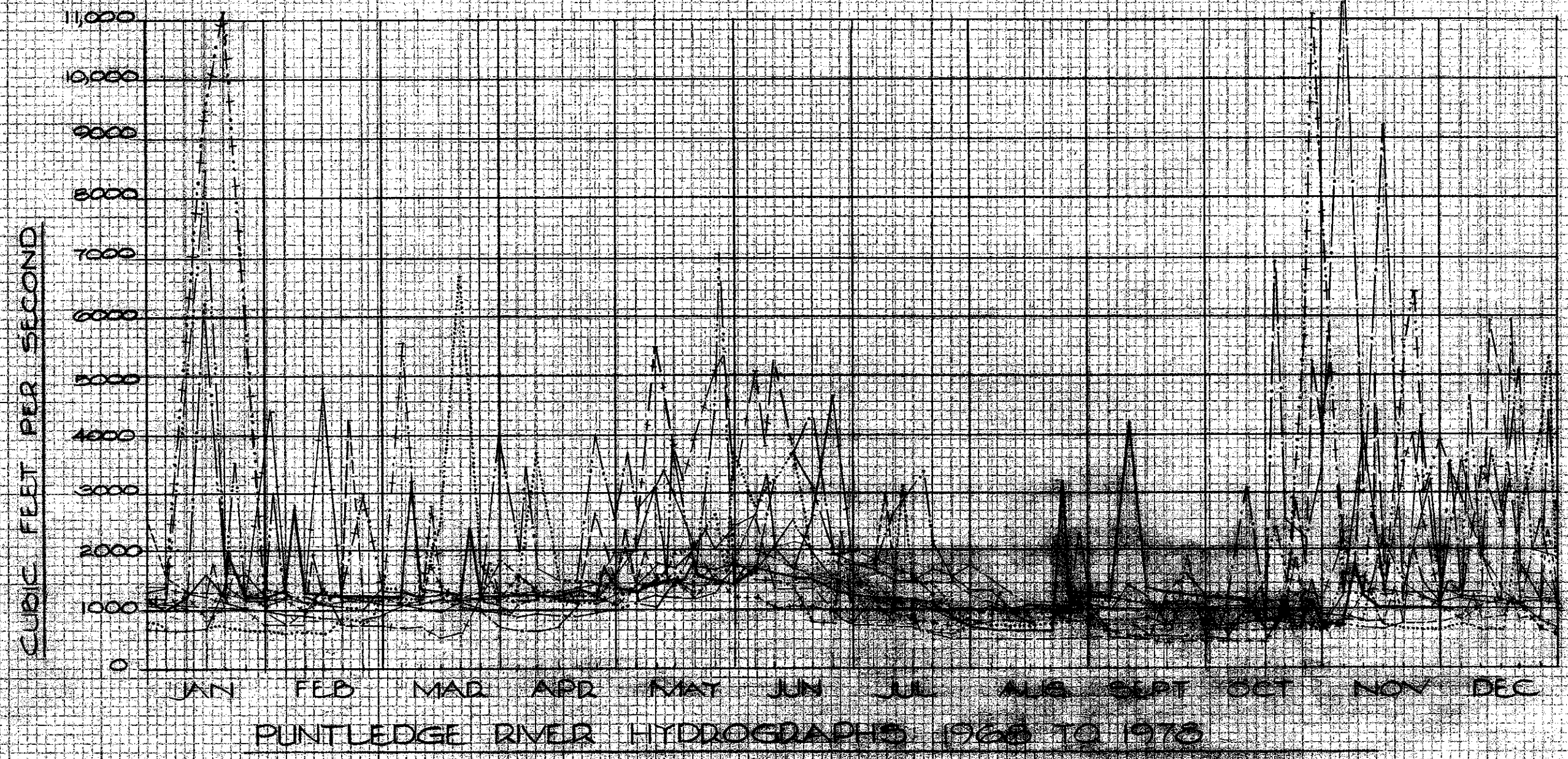
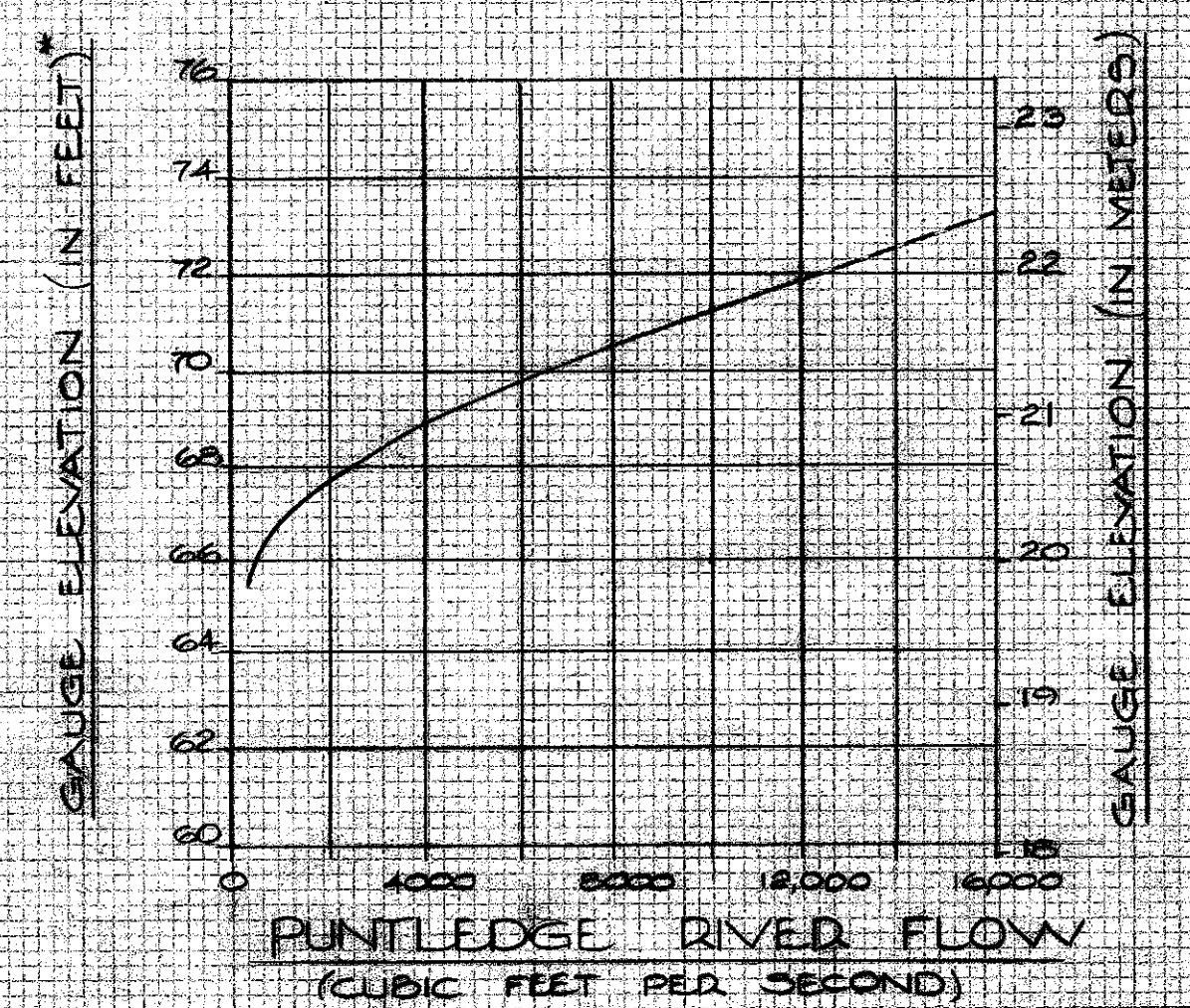



AREA PLAN

NOTE: HYDROGRAPHS FOR THE PUNTLIDGE RIVER ARE AVAILABLE FROM THE WATER SURVEY OF CANADA 1001 WEST PENDER ST. VANCOUVER B.C. FOR THE PERIODS 1916 TO 1919, 1955 TO 1957 AND 1964 TO 1976. THE HYDROGRAPHS FOR THE PERIOD 1968 TO 1976 HAVE BEEN PLOTTED BELOW.



KEY
 1976
 1977
 1975
 1974
 1973
 1972
 1971
 1970
 1969
 1968

DRAWING NO.	TITLE
31-6-236	KEY PLAN AND HYDROGRAPHS INDEX TO DRAWINGS
31-6-237	WATER SUPPLY AND DRAINAGE DRAINAGE PLAN
31-6-238	STORM WATER AND HATCHERY DRAIN PROFILES
31-6-239	MISCELLANEOUS DRAINAGE DETAILS
31-6-240	PLAN-WATER DISTRIBUTION SYSTEM AND MISC. PIPING DETAILS
31-6-241	HIGH PRESSURE WATER SUPPLY AND GROW HOUSE PIPING DETAILS
31-6-242	MISCELLANEOUS DRAINAGE DETAILS
31-6-243	MISCELLANEOUS DRAINAGE AND PIPING DETAILS
31-6-244	INCUBATION ROOM-GENERAL ARRANGEMENT PLAN
31-6-245	INCUBATION ROOM-CONCRETE OUTLINE PLAN
31-6-246	BASED FINISH-CONCRETE REINFORCING
31-6-247	CHUM HATCHERY CHUM AND REARING CHANNELS
31-6-248	CHUM HATCHERY CHANNELS-GENERAL LAYOUT
31-6-249	CHUM HATCHERY CHANNELS-CONCRETE OUTLINE SHEET 1
31-6-250	CHUM HATCHERY CHANNELS-CONCRETE OUTLINE SHEET 2
31-6-251	CHUM HATCHERY CHANNELS AND FLUME REINFORCING OUTLINE
31-6-252	CHUM HATCHERY CHANNELS REINFORCING SHEET 1
31-6-253	CHUM HATCHERY CHANNELS REINFORCING SHEET 2
31-6-254	CHUM HATCHERY CHANNELS REINFORCING SHEET 3
31-6-255	CHUM HATCHERY CHANNELS REINFORCING SHEET 4
31-6-256	CHUM HATCHERY CHANNELS-REINFORCING DETAILS
31-6-257	INTERMEDIATE REARING TROUGH FOOTING LAYOUT AND DETAILS
31-6-258	MAIN HATCHERY, CHUM HATCHERY AND VEHICLE STORAGE BUILDINGS
31-6-259	FISH HATCHERY BUILDING-FLOOR PLAN
31-6-260	FISH HATCHERY BUILDING-ELEVATIONS
31-6-261	FISH HATCHERY BUILDING-SECTIONS
31-6-262	FISH HATCHERY BUILDING-WALL SECTIONS LONGITUDINAL SECTION
31-6-263	FISH HATCHERY BUILDING-WALL SECTIONS
31-6-264	FISH HATCHERY BUILDING-ROOF PLAN & DETAILS
31-6-265	FISH HATCHERY BUILDING-CABINET DETAILS
31-6-266	CHUM HATCHERY BUILDING-PLANS AND DETAILS
31-6-267	CHUM HATCHERY BUILDING-ELEVATIONS, SECTIONS
31-6-268	VEHICLE STORAGE BUILDING-PLAN, ELEVATIONS, SECTIONS, DETAILS
31-6-269	MOON FINISH SCHEDULE, DOOR SCHEDULES
31-6-270	FISH HATCHERY BUILDING-GENERAL NOTES AND DETAILS
31-6-271	FISH HATCHERY BUILDING-FOUNDATION AND ROOF PLANS, DETAILS
31-6-272	CHUM HATCHERY BUILDING-FOUNDATION AND ROOF PLANS, DETAILS
31-6-273	MECHANICAL
31-6-274	HATCHERY BUILDING-PLUMBING AND VENTILATION
31-6-275	HATCHERY BUILDING-PLUMBING AND WATER PIPING
31-6-276	HATCHERY BUILDING DETAILS, SECTIONS AND SCHEDULES
31-6-277	HATCHERY BUILDING DETAILS AND SCHEDULES
31-6-278	DIESEL GENERATOR-GENERAL ARRANGEMENT
31-6-279	SEWAGE LIFT STATION & EFFLUENT DISPOSAL FIELD DETAILS
31-6-280	SEPTIC TANK AND DISTRIBUTION BOX DETAILS
31-6-281	INCUBATION ROOM WATER SUPPLY AND INCUBATION FACILITIES
31-6-282	INCUBATION ROOM-GENERAL ARRANGEMENT
31-6-283	HEAD TRAYS REARER SUPPORT STAND DETAILS
31-6-284	HEAD TRAYS REARER SUPPORT STAND DETAILS
31-6-285	HEAD TRAYS REARER SUPPORT STAND DETAILS
31-6-286	HEAD TRAYS REARER SUPPORT STAND DETAILS
31-6-287	HEAD TRAYS REARER SUPPORT STAND DETAILS
31-6-288	HEAD TRAYS REARER SUPPORT STAND DETAILS
31-6-289	HEAD TRAYS REARER SUPPORT STAND DETAILS
31-6-290	HEAD TRAYS REARER SUPPORT STAND DETAILS
31-6-291	HEAD TRAYS REARER SUPPORT STAND DETAILS
31-6-292	HEAD TRAYS REARER SUPPORT STAND DETAILS
31-6-293	HEAD TRAYS REARER SUPPORT STAND DETAILS
31-6-294	HEAD TRAYS REARER SUPPORT STAND DETAILS
31-6-295	HEAD TRAYS REARER SUPPORT STAND DETAILS
31-6-296	HEAD TRAYS REARER SUPPORT STAND DETAILS
31-6-297	HEAD TRAYS REARER SUPPORT STAND DETAILS
31-6-298	HEAD TRAYS REARER SUPPORT STAND DETAILS
31-6-299	HEAD TRAYS REARER SUPPORT STAND DETAILS
31-6-300	HEAD TRAYS REARER SUPPORT STAND DETAILS
31-6-301	HEAD TRAYS REARER SUPPORT STAND DETAILS
31-6-302	HEAD TRAYS REARER SUPPORT STAND DETAILS
31-6-303	HEAD TRAYS REARER SUPPORT STAND DETAILS



REVISIONS	ISSUE	DATE	DRN	CHD	APPD	DESCRIPTION

DEPARTMENT OF THE ENVIRONMENT
 FISHERIES AND MARINE SERVICE

DESIGNED: [Signature]
 DRAWN: [Signature]
 CHECKED: [Signature]

RECOMMENDED: [Signature] APPROVED: [Signature] APPROVED: [Signature]

KERR WOOD LEIDAL ASSOCIATES LTD.
 CONSULTING ENGINEERS

April 4, 1979

DEPARTMENT OF THE ENVIRONMENT
 PUNTLIDGE RIVER HATCHERY
 KEY PLAN AND HYDROGRAPHS,
 INDEX TO DRAWINGS

K.W.L. DWG. NO. 19-78-7
 SCALE: AS SHOWN
 DRAWING NO. 31-6-236
 SHEET 1 OF 68 ISSUE A