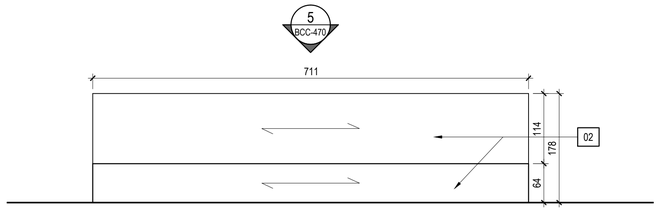

1 BCC-470 FRONT ELEVATION
ÉLÉVATION FRONTALE
1 : 5

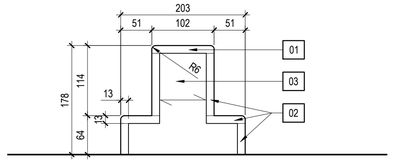

2 BCC-470 SIDE ELEVATION
ÉLÉVATION LATÉRALE
1 : 5

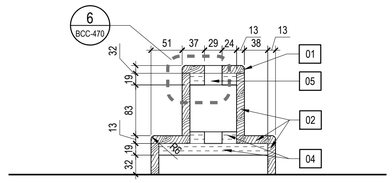

3 BCC-470 SECTION 1
COUPE 1
1 : 5

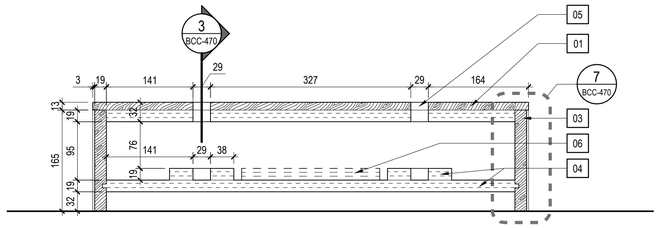

4 BCC-470 SECTION 2
COUPE 2
1 : 5

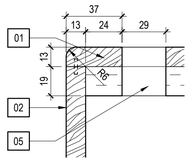

6 BCC-470 DETAIL : SOLID WOOD PANELS
DÉTAIL : PANNEAUX DE BOIS MASSIF
1 : 2

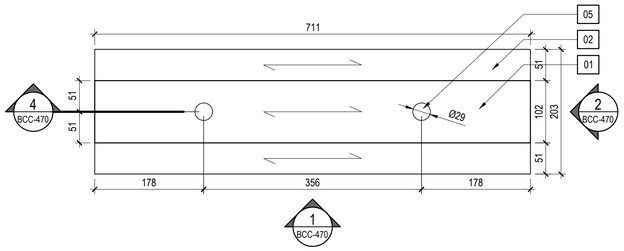

5 BCC-470 PLAN
PLAN
1 : 5

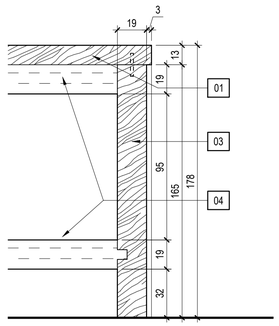

7 BCC-470 DETAIL : SOLID WOOD AND PLYWOOD SIDE PANELS
DÉTAIL : PANNEAUX DE BOIS MASSIF ET DE CONTREPLAQUÉ
1 : 2

LEGEND / *LÉGENDE* : BCC-470

NOTE: ALL SOLID WOOD SURFACES TO BE GIVEN A STAIN AND CATALYZED LACQUER FINISH TO MATCH BASE BUILDING FINISHES SAMPLE FOR COLOUR VALUE, SURFACE GLOSS AND GRAIN FILL.
NOTE : TOUTES LES SURFACES EN BOIS MASSIF DOIVENT RECEVOIR UNE FINITION EN VERNIS ET EN LAQUE CATALYSÉE AFIN DE CORRESPONDRE AUX ÉCHANTILLONS DE RÉFÉRENCE DES FINITIONS D'ARCHITECTURE INTÉRIEURE POUR LA COULEUR, LA BRILLANCE, LA TEXTURE, LA DIRECTION ET LE TYPE DU GRAIN.

GENERAL NOTES

DRAWING NOTES / *NOTES DE DESSIN:*

01 TOP PANEL: 13 mm THICK SOLID WOOD.
PLATEAU: BOIS MASSIF DE 13 mm D'ÉPAISSEUR.

02 FRONT AND BACK PANELS: 13 mm THICK SOLID WOOD.
PANNEAUX FRONTAL ET ARRIÈRE (DOS): BOIS MASSIF DE 13 mm D'ÉPAISSEUR.

03 SIDE PANELS: 19 mm THICK SOLID WOOD.
PANNEAUX LATÉRAUX: BOIS MASSIF DE 19 mm D'ÉPAISSEUR.

04 INSIDE STRUCTURE: 19 mm THICK PARTICLEBOARD.
STRUCTURE INTÉRIEURE: AGGLOMÉRÉ DE 19 mm D'ÉPAISSEUR.

05 OPENING FOR FLAG POLE: Ø 29 mm TO ACCOMODATE A 25 mm O.D. FLAG POLE.
OUVERTURE POUR MAT DE DRAPEAU: Ø 29 mm AFIN DE RECEVOIR UN MAT STANDARD DE 25 mm DE DIAMÈTRE (Ø).

06 STEEL PLATES: FOR WEIGHING DOWN OF UNIT (IF NECESSARY).
PLAQUES EN ACIER: ASSURANT UN CONTREPOIDS (AU BESOIN).

SYMBOL LEGEND / *LÉGENDE DES SYMBOLES:*

DIRECTION OF WOOD GRAIN
SENS DU GRAIN DE BOIS

Public Works and Government Services Canada / Travaux publics et Services gouvernementaux Canada

National Centre of Expertise
Architectural and Engineering Services
Real Property Services Branch

Centre d'expertise national
Services d'architecture et génie
Direction générale des services immobiliers

architects/architectes
ARCOP
FOURNIER
GERSOVITZ
MOSS
ARCHITECTS IN JOINT VENTURE
ARCHITECTES EN CONSORTIUM

MONTREAL
1435 SAINT-ALEXANDRE, SUITE 1280
MONTREAL, QUEBEC H3A 2G4
TELEPHONE: 514-870-8671
FAX: 514-870-9661

OTTAWA
101 SPARKS STREET
OTTAWA, ONTARIO K1A 0N9
TELEPHONE: 613-230-1376
FAX: 613-996-0933

REVISION	SUBMITTAL	DATE
03	100% SUB REV2 – TRANSLATION	11/4/2016
02	100% SUBMISSION REV	9/12/2016
01	100% SUBMISSION	5/18/2016
00	99% SUBMISSION	12/18/2015

stamp / sceau
ONTARIO ASSOCIATION OF ARCHITECTS
JULIUS GERSOVITZ
LICENCE
5033

stamp / sceau
ONTARIO ASSOCIATION OF ARCHITECTS
JAMES BRIDGER
LICENCE
7096

A detail no.
no. du détail
B drawing no.
no. du dessin

project / projet
111 WELLINGTON
REHABILITATION PROJECT
RÉHABILITATION DE L'ÉDIFICE 111 WELLINGTON

drawing / dessin
MEETING ROOM
SALLE DE RÉUNION
FLAG STAND
SUPPORT DE DRAPEAU

designed / conçu
date __/__ / ____ __

drawn / dessiné
date 11/05/2015 YA

revised / revisé
date 9/12/2016

revision number / no. de révision FN

approved / approuvé
date

tender / soumission
PWC Project Manager / Administrateur de projets TPC

project no. / no. du projet
R.011801.163

drawing no. / no. du dessin
BCC–470