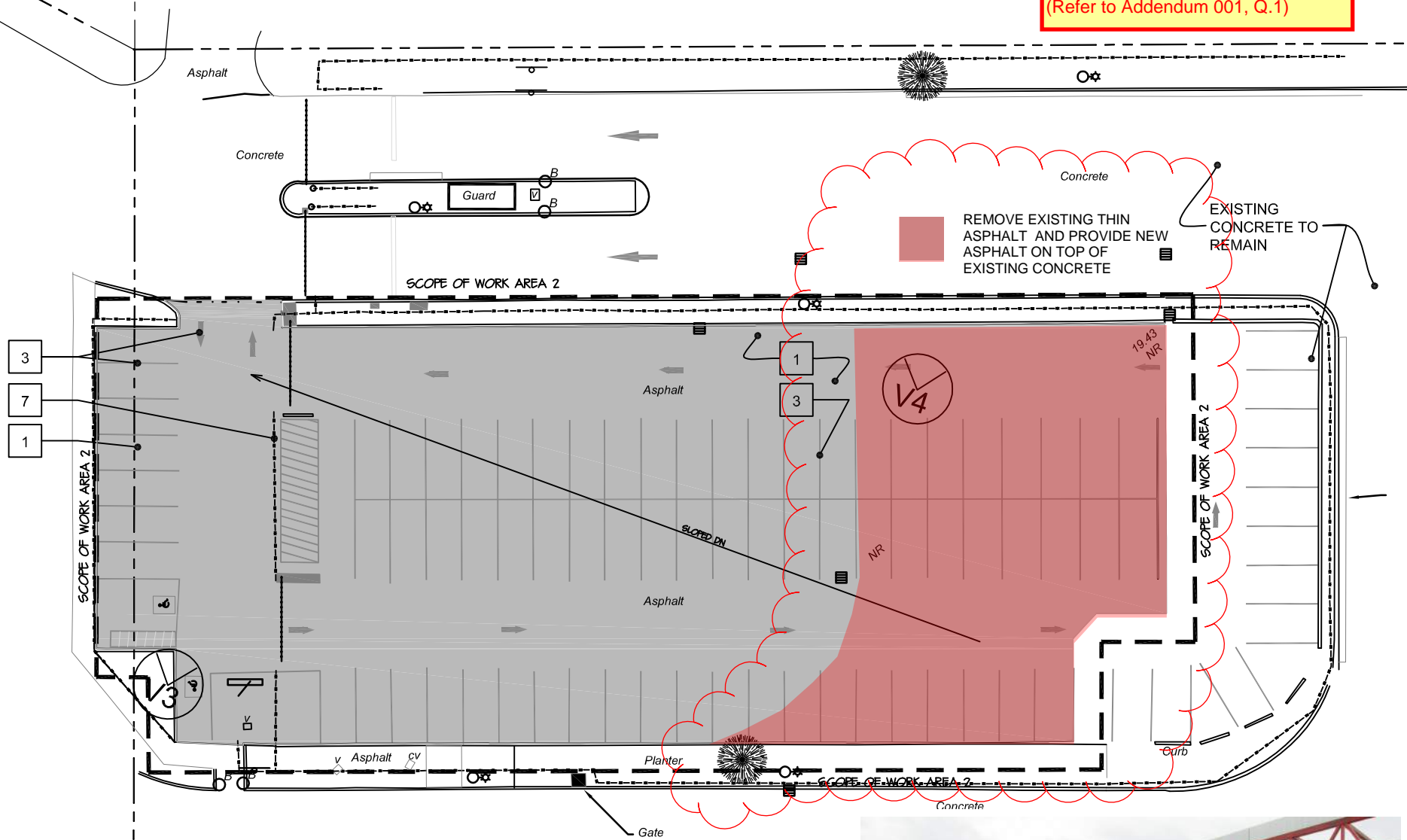
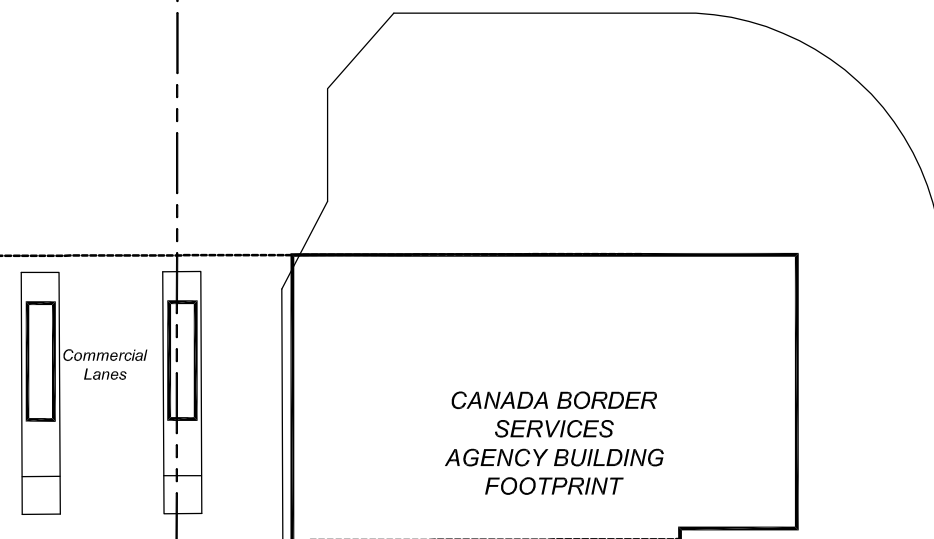


Sketch 001

(Refer to Addendum 001, Q.1)



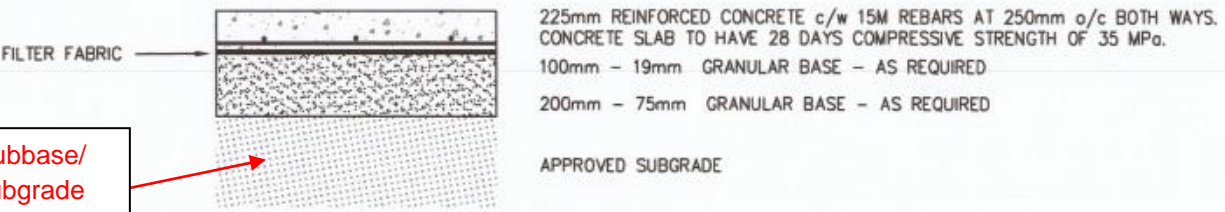
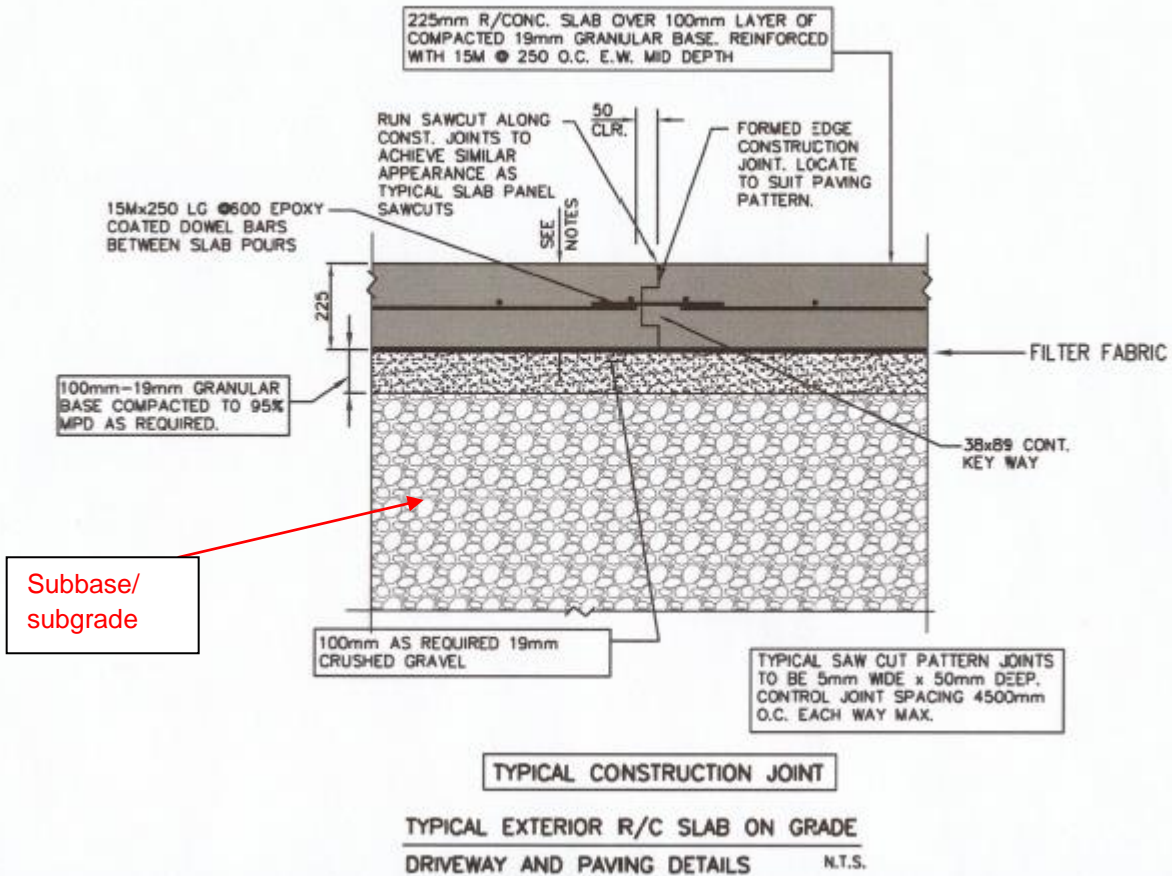
V0 - VIEW OF PROJECT SITE



NOTES:

- THIS DRAWING SHOWS ONLY THE INTENT OF WORKS AND APPROXIMATE AREA, EXACT EXTENT TO BE VERIFIED ON SITE
- REFER TO CIVIL ENGINEER DRAWINGS FOR SCOPE AND DETAILS

Sketches from Project R078171.001 Sheet C004



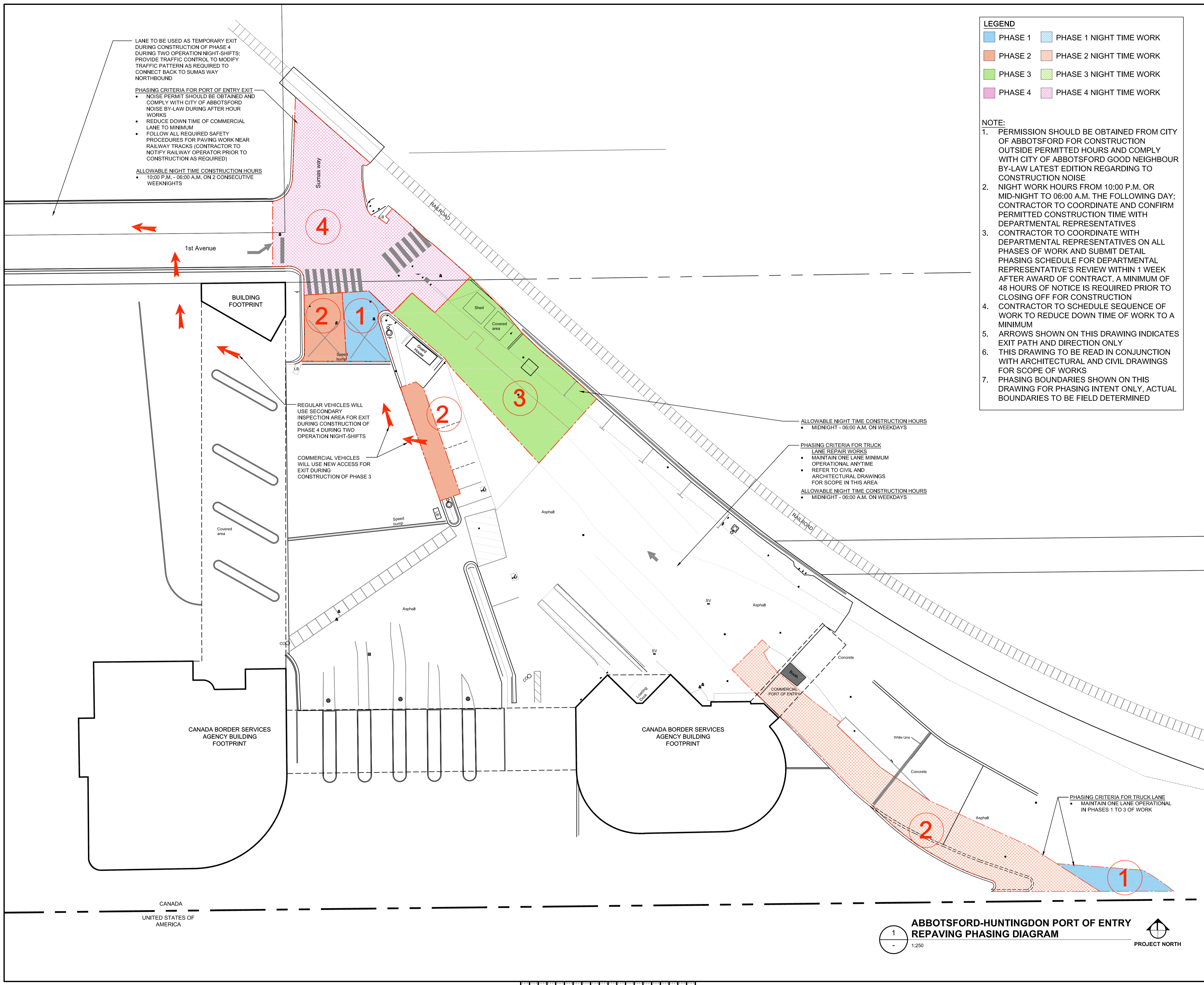
CONCRETE PAVEMENT STRUCTURE

NOTE:
 1.) APPROVED SUBGRADE AND ALL BASE AND SUB-BASE MATERIALS TO BE COMPACTED TO 95% MODIFIED PROCTOR DENSITY.

LEGEND

- PHASE 1 PHASE 1 NIGHT TIME WORK
- PHASE 2 PHASE 2 NIGHT TIME WORK
- PHASE 3 PHASE 3 NIGHT TIME WORK
- PHASE 4 PHASE 4 NIGHT TIME WORK

- NOTE:**
- PERMISSION SHOULD BE OBTAINED FROM CITY OF ABBOTSFORD FOR CONSTRUCTION OUTSIDE PERMITTED HOURS AND COMPLY WITH CITY OF ABBOTSFORD GOOD NEIGHBOUR BY-LAW LATEST EDITION REGARDING TO CONSTRUCTION NOISE
 - NIGHT WORK HOURS FROM 10:00 P.M. OR MID-NIGHT TO 06:00 A.M. THE FOLLOWING DAY; CONTRACTOR TO COORDINATE AND CONFIRM PERMITTED CONSTRUCTION TIME WITH DEPARTMENTAL REPRESENTATIVES
 - CONTRACTOR TO COORDINATE WITH DEPARTMENTAL REPRESENTATIVES ON ALL PHASES OF WORK AND SUBMIT DETAIL PHASING SCHEDULE FOR DEPARTMENTAL REPRESENTATIVE'S REVIEW WITHIN 1 WEEK AFTER AWARD OF CONTRACT. A MINIMUM OF 48 HOURS OF NOTICE IS REQUIRED PRIOR TO CLOSING OFF FOR CONSTRUCTION
 - CONTRACTOR TO SCHEDULE SEQUENCE OF WORK TO REDUCE DOWN TIME OF WORK TO A MINIMUM
 - ARROWS SHOWN ON THIS DRAWING INDICATES EXIT PATH AND DIRECTION ONLY
 - THIS DRAWING TO BE READ IN CONJUNCTION WITH ARCHITECTURAL AND CIVIL DRAWINGS FOR SCOPE OF WORKS
 - PHASING BOUNDARIES SHOWN ON THIS DRAWING FOR PHASING INTENT ONLY, ACTUAL BOUNDARIES TO BE FIELD DETERMINED



| | | |
|---|--------------------------|------------|
| 5 | | |
| 4 | | |
| 3 | | |
| 2 | ISSUED FOR TENDER | 2016-11-22 |
| 1 | ISSUED WITH RJS COMMENTS | 2016-07-26 |
| 0 | ISSUED FOR REVIEW | 2016-06-22 |

Revision/Revisão Description/Description Date/Date

Client/client

CANADA BORDER SERVICES AGENCY

Project title/Titre du projet
**28 176TH STREET, SURREY, B.C.
2 SUMAS WAY, HUNTINGDON, B.C., V2S 8B7**

PACIFIC HIGHWAY PORT OF ENTRY AND ABBOTSFORD-HUNTINGDON PORT OF ENTRY REPAVING

Consultant Signature Only

Designed by/Concept par

T.Y.

Drawn by/Dessiné par

b.w.

PWSCC Project Manager/Administrateur de Projets IPSCG

JULIAN HO

Regional Manager, Architectural and Engineering Services
Gestionnaire régionale, Services d'architectural et de génie, IPSCG

PREETIPAL PAUL

Drawing title/Titre du dessin

ABBOTSFORD-HUNTINGDON PORT OF ENTRY SITE PHASING DIAGRAM

Project No./No. du projet: **R.078171.001** Sheet/Feuille: **A-02** Revision no./La Révision no.: **2**
OF 5

ABBOTSFORD-HUNTINGDON PORT OF ENTRY REPAVING PHASING DIAGRAM

1:250 PROJECT NORTH

ALLOWABLE NIGHT TIME CONSTRUCTION HOURS
• 10:00 P.M. - 06:00 A.M. ON WEEKDAYS ONLY

PHASING CRITERIA FOR PORT OF ENTRY EXIT
• MAINTAIN ONE LANE OPERATIONAL IN EACH PHASE OF WORK

REGULAR VEHICLES WILL USE EXISTING DRIVEWAY ACCESS TO STAFF PARKING AS EXIT DURING PHASE 3

ADJACENT BUILDING ADJACENT BUILDING

AREA TO BE KEEP OPERATIONAL DURING DAY TIME
ALLOWABLE NIGHT TIME CONSTRUCTION HOURS
• 12:00 A.M. - 06:00 A.M. ON WEEKDAYS

PHASING CRITERIA FOR PRIMARY INSPECTION LANE
• MAINTAIN PORTION OF PRIMARY INSPECTION LANES (PIL) OPERATIONAL IN EACH PHASE OF WORK

ALLOWABLE NIGHT TIME CONSTRUCTION HOURS
• 10:00 P.M. - 06:00 A.M. ON WEEKDAYS

PHASING CRITERIA FOR PRIMARY INSPECTION LANE
• MAINTAIN PORTION OF PRIMARY INSPECTION LANE (PIL) OPERATIONAL IN EACH PHASE OF WORK

ALLOWABLE NIGHT TIME CONSTRUCTION HOURS
• 10:00 P.M. - 06:00 A.M. ON WEEKDAYS

SHIFT EXISTING CONCRETE JERSEY BARRIERS THROUGHOUT PHASES TO ASSIST WITH DIRECTING COMMERCIAL TRUCK TRAFFIC TO PROPER EXIT LANE

PHASING CRITERIA FOR SECONDARY INSPECTION EXIT
• THIS AREA CAN BE CARRIED OUT IN EITHER PHASE 1 OR 2

ALLOWABLE NIGHT TIME CONSTRUCTION HOURS
• 10:00 P.M. - 06:00 A.M. ON WEEKDAYS ONLY

ALLOWABLE CONSTRUCTION HOURS
• ONE WEEKEND ONLY

PHASING CRITERIA FOR STAFF PARKING AREA
• MAINTAIN AT MINIMUM OF ABOUT HALF OF PARKING OPERATIONAL
• ENTRY TO PARKING AREA MUST BE MAINTAIN EXCEPT CARRYING WORK FOR PHASE 3
• PHASE 3 TO BE COMPLETED OVER 1 WEEKEND
• PHASE 1 AND 2 TO BE CARRIED OUT DURING WEEKENDS ONLY (AT MAXIMUM 2 WEEKENDS EACH PHASE)
• ALTERNATIVELY, WHOLE PARKING LOT IS ALLOWED TO BE CARRIED OUT IN 1 PHASE IF IT CAN BE COMPLETED IN 1 WEEKEND

LEGEND

| | |
|-------------------------------------|-------------------------|
| PHASE 1 NORMAL WORK HOURS PERMITTED | PHASE 1 NIGHT TIME WORK |
| PHASE 2 NORMAL WORK HOURS PERMITTED | PHASE 2 NIGHT TIME WORK |
| | PHASE 3 NIGHT TIME WORK |

- NOTE:**
1. PERMISSION SHOULD BE OBTAINED FROM CITY OF SURREY FOR CONSTRUCTION OUTSIDE PERMITTED HOURS AND COMPLY WITH CITY OF SURREY BY-LAW (LATEST EDITION) REGARDING TO CONSTRUCTION TIME AND NOISE
 2. NIGHT WORK HOURS FROM 10:00 P.M. TO 06:00 A.M. THE FOLLOWING DAY FOR PASSENGER VEHICLE LANE AND 09:00 P.M. TO 04:00 A.M. THE FOLLOWING DAY FOR COMMERCIAL VEHICLE LANE
 3. CONTRACTOR TO COORDINATE WITH DEPARTMENTAL REPRESENTATIVES ON ALL PHASES OF WORK AND SUBMIT DETAIL PHASING SCHEDULE FOR DEPARTMENTAL REPRESENTATIVE'S REVIEW WITHIN 1 WEEK AFTER AWARD OF CONTRACT. A MINIMUM OF 48 HOURS OF NOTICE IS REQUIRED PRIOR TO CLOSING OFF FOR CONSTRUCTION
 4. CONTRACTOR TO SCHEDULE SEQUENCE OF WORK TO REDUCE DOWN TIME OF NEXUS LANE TO A MINIMUM
 5. ARROWS SHOWN ON THIS DRAWING INDICATES EXIT PATH AND DIRECTION ONLY
 6. THIS DRAWING TO BE READ IN CONJUNCTION WITH ORIGINAL ARCHITECTURAL AND CIVIL DRAWINGS FOR SCOPE OF WORKS
 7. PHASING BOUNDARIES SHOWN ON THIS DRAWING FOR PHASING INTENT ONLY, ACTUAL BOUNDARIES TO BE FIELD DETERMINED
 8. PROVIDE TRAFFIC CONTROL PERSON (TCP) TO ASSIST WHERE GENERAL TRAFFIC MERGES WITH COMMERCIAL TRUCK TRAFFIC TO EXIT IN ALL PHASES OF CONSTRUCTION

| 5 | | |
|--------------------|---------------------------|------------|
| 4 | | |
| 3 | ISSUED FOR TENDER | 2016-11-22 |
| 2 | REVISED WITH RJS COMMENTS | 2016-09-11 |
| 1 | REVISED WITH RJS COMMENTS | 2016-07-26 |
| 0 | SUBMITTED FOR REVIEW | 2016-09-22 |
| Revision/Revisions | Description/Description | Date/Date |

Client/client
CANADA BORDER SERVICES AGENCY

Project title/Titre du projet
**28 176TH STREET, SURREY, B.C.
2 SUMAS WAY, HUNTINGDON, B.C., V2S 8B7**

PACIFIC HIGHWAY PORT OF ENTRY AND ABBOTSFORD-HUNTINGDON PORT OF ENTRY REPAVING

Consultant Signature Only
Designed by/Concept par
T.Y.
Drawn by/Dessiné par
b.w.
PWGSC Project Manager/Administrateur de Projets IPSCG
JULIAN HO
Regional Manager, Architectural and Engineering Services
Gestionnaire régionale, Services d'architectural et de génie, IPSCG
PREETIPAL PAUL

PACIFIC HIGHWAY PORT OF ENTRY SITE PHASING DIAGRAM

| | | |
|---------------------------|---------------------|------------------------------|
| Project No./No. du projet | Sheet/Feuille | Revision no./La Révision no. |
| R.078171.001 | A-04 OF 5 | 3 |

1
- 1:400
PACIFIC HIGHWAY PORT OF ENTRY REPAVING PHASING DIAGRAM
PROJECT NORTH