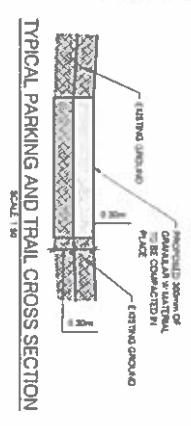
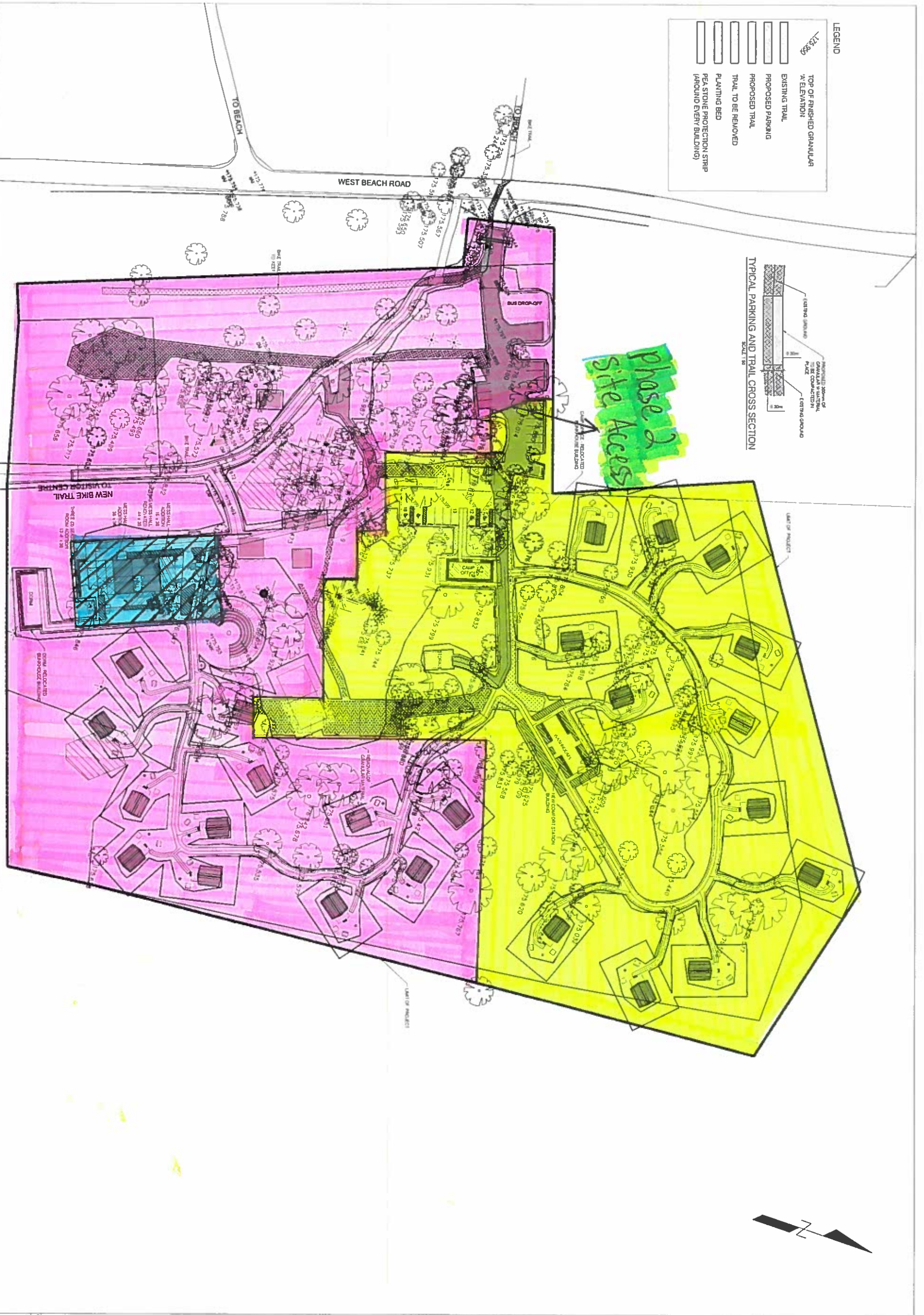









- LEGEND**
- TOP OF FINISHED GRANULAR SURFACE ELEVATION
 - EXISTING TRAIL
 - PROPOSED PARKING
 - PROPOSED TRAIL
 - TRAIL TO BE REMOVED
 - PLANTING BED
 - PEA STONE PROTECTION STRIP (AROUND EVERY BUILDING)

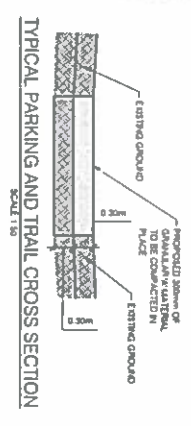


**Phase 2
Site Access**



	PROJECT TITLE POINT PELEE NATIONAL PARK CAMP HENRY POINT PELEE LEAMINGTON ONTARIO	
	SHEET TITLE GRADING PLAN	
DATE 10/11/11	DESIGNED BY J. H. H.	PROJECT NO. 101111
DRAWN BY J. H. H.	CHECKED BY J. H. H.	SCALE AS SHOWN

- LEGEND**
-  TOP OF FINISHED GRANULAR
% ELEVATION
 -  EXISTING TRAIL
 -  PROPOSED PARKING
 -  PROPOSED TRAIL
 -  TRAIL TO BE REMOVED
 -  PLANTING BED
 -  PEA STONE PROTECTION STRIP
(AROUND EVERY BUILDING)



Proposed Site Access



PROJECT TITLE
POINT PELEE NATIONAL PARK CAMP HENRY
POINT PELEE LEAMINGTON ONTARIO

SHEET TITLE
GRADING PLAN

Date	Revision
11/21/13	ARCHITECTS
12/12/13	DRAWING
17/01/14	ISSUED FOR TENDER

G2

BAIRD|AE
architecture + engineering

102 - 27 PRINCE ST., LEAMINGTON ONT. N8H 1P9 1-844-842-7100
1000 - 701 PELEE ST., WINDSOR ONT. N9A 4A1 519-253-6141
A DIVISION OF MATH-CON CONSULTING ENGINEERS INC.