

PACIFIC RIM NATIONAL PARK WASHROOM BUILDINGS

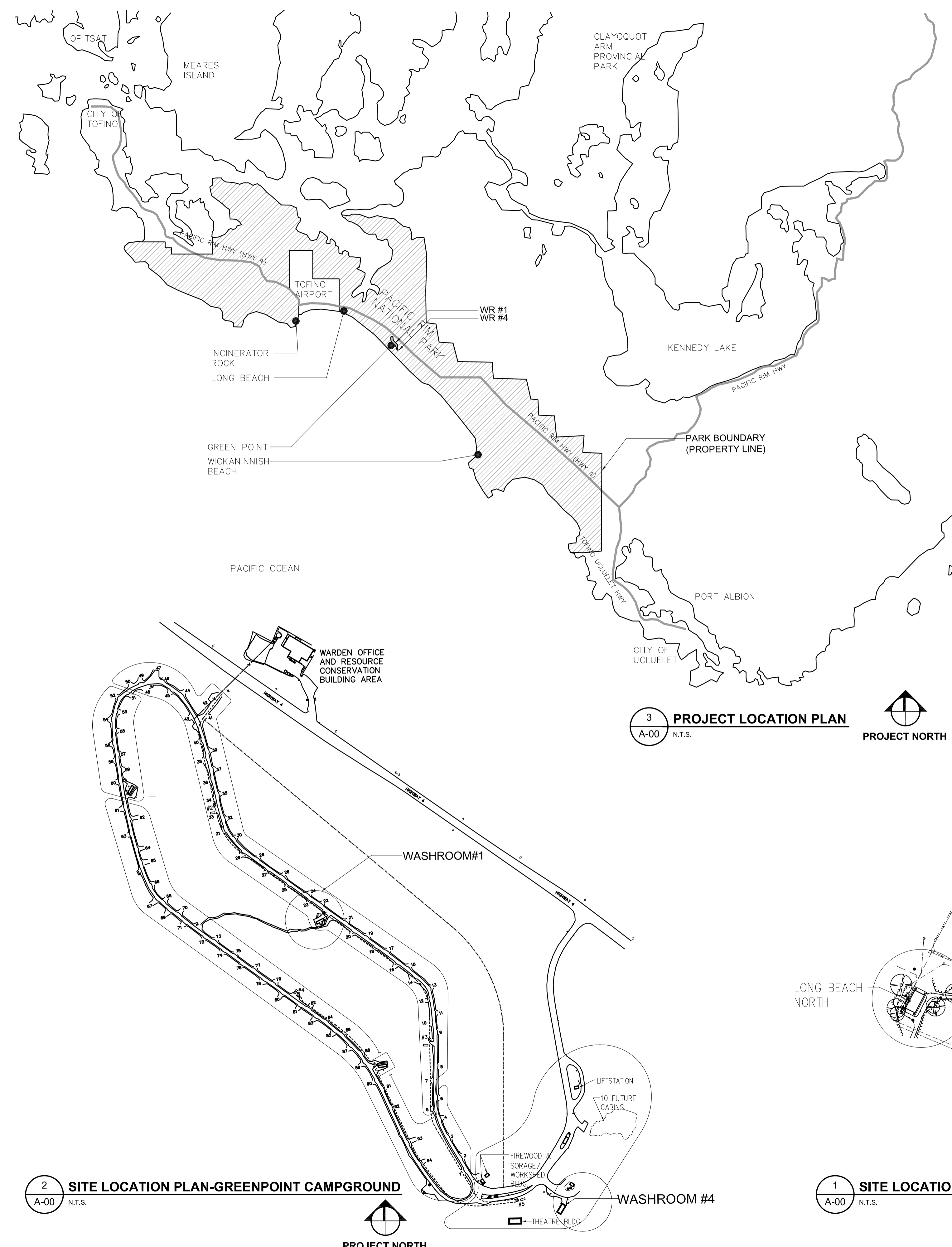
Pacific Rim Hwy Ucluelet, British Columbia

CONSULTANT LIST

OWNER	ASSET MANAGEMENT ADVISOR COASTAL B.C./GWAI HAANAS PARKS CANADA - PARCS CANADA	STRUCTURAL	S101 GENERAL NOTES S102 GENERAL NOTES & TYPICAL DETAILS S201 INCINERATOR ROCK FOUNDATION & GROUND FLOOR PLAN AND SECTIONS S202 INCINERATOR ROCK ROOF PLAN AND SECTIONS S301 LONG BEACH NORTH FOUNDATION & GROUND FLOOR PLAN AND SECTIONS S302 LONG BEACH NORTH ROOF PLAN AND SECTIONS S401 LONG BEACH SOUTH FOUNDATION & GROUND FLOOR PLAN AND SECTIONS S402 LONG BEACH SOUTH ROOF PLAN AND SECTIONS S501 WICKANNINISH BEACH FOUNDATION & GROUND FLOOR PLAN AND SECTIONS S502 WICKANNINISH BEACH ROOF PLAN AND SECTIONS S601 GREEN POINT NO. 1 FOUNDATION & GROUND FLOOR PLAN AND SECTIONS S602 GREEN POINT NO. 1 ROOF PLAN AND SECTIONS S701 GREEN POINT NO. 4 FOUNDATION & GROUND FLOOR PLAN AND SECTIONS S702 GREEN POINT NO. 4 ROOF PLAN AND SECTIONS
PROJECT MANAGER	PUBLIC WORKS AND GOVERNMENT SERVICES CANADA	MECHANICAL	M40 MECHANICAL AND PLUMBING LEGENDS M-1 TYPE A & TYPE A-1 FLOOR PLANS - MECHANICAL M-2 GREENPOINT #1 & #4 TYPE 'B' FLOOR PLANS & CRAWLSPACE PLANS - MECHANICAL P-1 INCINERATOR ROCK - UNDERGROUND & PLUMBING P-2 LONG BEACH NORTH - UNDERGROUND & PLUMBING P-3 LONG BEACH SOUTH - UNDERGROUND & PLUMBING P-4 WICKANNINISH BEACH - UNDERGROUND & PLUMBING P-5 GREEN POINT #1 - UNDERGROUND & PLUMBING P-6 GREEN POINT #4 - UNDERGROUND & PLUMBING
DESIGN MANAGER	PUBLIC WORKS AND GOVERNMENT SERVICES CANADA	ELECTRICAL	E-01 INCINERATOR ROCK SITE PLAN, SINGLE LINE DIAGRAM & PANELBOARD SCHEDULE E-02 INCINERATOR ROCK LIGHTING & POWER PLANS E-03 INCINERATOR ROCK LIGHTING/FAN CONTROL PANEL SCHEMATIC DIAGRAM E-04 LONG BEACH NORTH & SOUTH SITE PLAN, SINGLE LINE DIAGRAMS & PANELBOARD SCHEDULES E-05 LONG BEACH NORTH LIGHTING & POWER PLANS E-06 LONG BEACH SOUTH LIGHTING & POWER PLANS E-07 LONG BEACH NORTH & SOUTH LIGHTING/FAN CONTROL PANEL SCHEMATIC DIAGRAM (TYPICAL) E-08 WICKANNINISH BEACH SITE PLAN & SINGLE LINE DIAGRAM E-09 WICKANNINISH BEACH LIGHTING & POWER PLANS E-10 WICKANNINISH BEACH LIGHTING/FAN CONTROL PANEL SCHEMATIC DIAGRAM & PANELBOARD SCHEDULES E-11 WICKANNINISH BEACH SEWAGE LIFT STATION KIOSK LAYOUT & DETAIL E-12 WICKANNINISH BEACH SEWAGE LIFT STATION SCHEMATIC DIAGRAM E-13 WICKANNINISH BEACH SEWAGE LIFT STATION SCHEMATIC DIAGRAM E-14 WICKANNINISH BEACH SEWAGE LIFT STATION CONTROL PANEL LAYOUT E-15 GREEN POINT #1 SITE PLAN, SINGLE LINE DIAGRAM & PANELBOARD SCHEDULE E-16 GREEN POINT #1 LIGHTING & POWER PLANS E-17 GREEN POINT #1 LIGHTING/FAN CONTROL PANEL SCHEMATIC DIAGRAM E-18 GREEN POINT #4 SITE PLAN, SINGLE LINE DIAGRAM & PANELBOARD SCHEDULE E-19 GREEN POINT #4 LIGHTING & POWER PLANS E-20 GREEN POINT #4 LIGHTING/FAN CONTROL PANEL SCHEMATIC DIAGRAM
ARCHITECT	CHERNOFF THOMPSON ARCHITECTS	CIVIL	C01 GRADING & SERVICING PLAN INCINERATOR ROCK WASHROOM BUILDING C02 GRADING & SERVICING PLAN LONG BEACH - NORTH WASHROOM BUILDING C03 GRADING & SERVICING PLAN LONG BEACH - SOUTH WASHROOM BUILDING & PUMP STATION STORAGE TANK C04 GRADING & SERVICES PLAN WICKANNINISH BEACH WASHROOM BUILDING C05 GRADING & SERVICES PLAN GREEN POINT #1 WASHROOM BUILDING C06 GRADING & SERVICES PLAN GREEN POINT #4 WASHROOM BUILDING
STRUCTURAL	CWMM CONSULTING ENGINEERS LTD.	REFERENCE DRAWINGS	DR LONG BEACH A-1 PR 92 R2 FLOOR PLAN, SCHEDULES, PLUMBING LAYOUTS AND DETAILS S-1 PR 92 R2 STRUCTURAL LAYOUT AND DETAILS 1 PR 95 R1 VAULT (HOLDING TANK) & FOUNDATION PLAN FLOOR SLAB PLAN LONGITUDINAL VAULT & SLAB SECTION CONSTRUCTION DETAILS 2 PR 95 R1 FLOOR PLAN & ELECTRICAL LAYOUT FLOOR PLAN DRAINAGE FLOOR PLAN WATER SUPPLY BUILDING ELEVATIONS BUILDING SECTION CONSTRUCTION DETAILS PLUMBING & ELECTRICAL SPEC NOTES
MECHANICAL	J M BEAN & CO. LTD.	WICKANNINISH BEACH	1 NW_PR_75R21 SITE PLAN-TOILET/CHANGE BUILDING 2 NW_PR_75R21 FLOOR PLAN, FOUNDATION PLAN, ELEVATIONS & DETAILS 3 NW_PR_75R21 SECTIONS & DETAILS 4 NW_PR_75R21 ELECTRICAL & MECHANICAL 5A NW_PR_75R21 CORRECTIVE DETAILS, TELEPHONE ALCOVE WALL GREEN POINT 1 NW_PR_75R20 KEY PLAN & #1 SITE PLAN, MECHANICAL DETAILS 1R NW_PR_75R20 KEY PLAN & #1 SITE PLAN, MECHANICAL DETAILS 2 NW_PR_75R20 #2 & #3 SITE PLANS, MECHANICAL DETAILS 3 NW_PR_75R20 PLANS & DETAILS ALTERNATE A - MECHANICAL DETAILS 5 NW_PR_75R20 PLUMBING LAYOUT
ELECTRICAL	WATANABE ENGINEERING LTD.		
CIVIL	ISL ENGINEERING AND LAND SERVICES LTD.		

DRAWING LIST

ARCHITECTURAL	A-00 COVER SHEET A-01 WALL TYPE, LEGEND & NOTES A-1.1 GREEN POINT #1 & #4 COVER SHEET A-1.2 GREEN POINT #1 EXISTING/DEMOLITION SITE PLAN, PROPOSED SITE PLAN, & SECTIONS A-1.3 GREEN POINT #4 EXISTING/DEMOLITION SITE PLAN, PROPOSED SITE PLAN, & SECTIONS A-1.4 GREEN POINT #1 & #4 TYPICAL FLOOR PLAN, REFLECTED CEILING PLAN, ROOF PLAN & FLOOR TILE PATTERN PLAN A-1.5 GREEN POINT #1 & #4 TYPICAL BUILDING ELEVATIONS A-1.6 GREEN POINT #1 & #4 RAFT FOUNDATION PLAN & SLAB EDGE PLAN A-2.1 INCINERATOR ROCK COVER SHEET A-2.2 INCINERATOR ROCK EXISTING/DEMOLITION SITE PLAN, PROPOSED SITE PLAN, & SECTIONS A-2.3 INCINERATOR ROCK FLOOR PLAN & REFLECTED CEILING PLAN A-2.4 INCINERATOR ROCK ROOF PLAN & FLOOR TILE PATTERN PLAN A-2.5 INCINERATOR ROCK BUILDING ELEVATIONS A-2.6 INCINERATOR ROCK SLAB EDGE PLAN A-3.1 WICKANNINISH BEACH COVER SHEET A-3.2 WICKANNINISH BEACH EXISTING/DEMOLITION SITE PLAN, PROPOSED SITE PLAN, & SECTIONS A-3.3 WICKANNINISH BEACH FLOOR PLAN, REFLECTED CEILING PLAN, ROOF PLAN & FLOOR TILE PATTERN PLAN A-3.4 WICKANNINISH BEACH BUILDING ELEVATIONS A-3.5 WICKANNINISH BEACH SLAB EDGE PLAN A-4.1 LONG BEACH NORTH & SOUTH COVER SHEET A-4.2 LONG BEACH NORTH EXISTING/DEMOLITION SITE PLAN, PROPOSED SITE PLAN, & SECTIONS A-4.3 LONG BEACH SOUTH EXISTING/DEMOLITION SITE PLAN, PROPOSED SITE PLAN, & SECTIONS A-4.4 LONG BEACH NORTH & SOUTH TYPICAL FLOOR PLAN, REFLECTED CEILING PLAN, ROOF PLAN & FLOOR TILE PATTERN PLAN A-4.5 LONG BEACH NORTH & SOUTH TYPICAL BUILDING ELEVATIONS A-4.6 LONG BEACH NORTH & SOUTH SLAB EDGE PLAN A-5.1 TYPICAL BUILDING PLAN & SECTION DETAILS A-5.2 TYPICAL BUILDING PLAN & SECTION DETAILS A-5.3 TYPICAL BUILDING SECTION DETAILS A-5.4 TYPICAL BUILDING SECTION DETAILS A-5.5 TYPICAL CHANGE CUBICLE DETAILS A-6.0 INTERIOR ELEVATIONS A-7.0 SECTION DETAILS
----------------------	---



3 PROJECT LOCATION PLAN
A-00 N.T.S.



2 SITE LOCATION PLAN-GREENPOINT CAMPGROUND
A-00 N.T.S.



1 SITE LOCATION PLAN-LONG BEACH
A-00 N.T.S.



Revision	Description/Description	Date/Date
5		
4		
3	ISSUED FOR TENDER	2017/03/03
2	ISSUED FOR 99%CD	2016/03/10
1	ISSUED FOR 50%CD	2016/02/19
0	ISSUED FOR DD	2016/01/20

Client/client	PARKS CANADA
---------------	---------------------

Project title/Titre du projet	PACIFIC RIM HIGHWAY PACIFIC RIM NATIONAL PARK WASHROOM BUILDINGS REPLACEMENT
-------------------------------	---

Consultant Signature Only

Designed by/Concept par
T.Y.

Drawn by/Dessiné par
M.W.

PWGSC Project Manager/Administrateur de Projets TPSGC
TOM DUNPHY

Regional Manager, Architectural and Engineering Services
Gestionnaire régionale, Services d'architectural et de génie, TPSGC
PREETIPAL PAUL

Drawing title/Titre du dessin
COVER SHEET

Project No./No. du projet	R.078666.001	Sheet/Feuille	A-00	Revision no./Révision no.	3
			OF 32		

ROOF TYPE

		<p>TYPICAL ROOF ASSEMBLY R1</p> <ul style="list-style-type: none"> - STANDING SEAM METAL ROOF - Z-BAR - 125 SEMI-RIGID INSULATION - SELF ADHESIVE ROOF UNDERLAYMENT (A/W/V BARRIER) - 12.7 THK T&G EXT. PLYWOOD - WOOD TRUSS - REFER TO STRUCTURAL - 16 THK MOISTURE RESISTANT GWB
		<p>TYPICAL ROOF ASSEMBLY R2</p> <ul style="list-style-type: none"> - STANDING SEAM METAL ROOF - Z-BAR - 125 SEMI-RIGID INSULATION - SELF ADHESIVE ROOF UNDERLAYMENT - 12.7 THK T&G EXT. PLYWOOD - ROOF STRUCTURE - PERFORATED METAL SOFFIT

WALL TYPE

		<p>TYPICAL EXTERIOR WALL</p> <ul style="list-style-type: none"> - FIBER CEMENT PANEL (TYPE REFER TO ELEV. & SPEC.) - 19x38mm HORIZONTAL WOOD STRAPPING @ 600mm O.C. - 38x89mm VERTICAL WOOD STRAPPING @ 400mm O.C. - 75mm SEMI-RIGID INSULATION - AIR/WATER/VAPOUR BARRIER - 12.5mm PLYWOOD SHEATHING - 38x140mm WOOD STUD @ 400mm O.C. - 13mm FIBER CEMENT BACKING BOARD - WALL FINISH
		<p>TYPICAL EXTERIOR FURRING WALL</p> <ul style="list-style-type: none"> - FIBER CEMENT PANEL (TYPE REFER TO ELEV. & SPEC.) - 19x38mm HORIZONTAL WOOD STRAPPING @ 600mm O.C. - 38x89mm (EW1) / 38x140mm (EW6) VERTICAL WOOD STRAPPING @ 400mm O.C. - 75mm (EW1) / 127mm (EW6) SEMI-RIGID INSULATION - AIR/WATER/VAPOUR BARRIER - 12.5mm PLYWOOD SHEATHING - 38x140mm WOOD STUD @ 400mm O.C. - 11mm GAP - 38x89mm WOOD STUD @ 400mm O.C. - 13mm FIBER CEMENT BACKING BOARD - WALL FINISH
		<p>TYPICAL EXTERIOR FEATURE WALL</p> <ul style="list-style-type: none"> - FIBER CEMENT PANEL (TYPE REFER TO ELEV. & SPEC.) - 19x38mm HORIZONTAL WOOD STRAPPING @ 600mm O.C. - 38x89mm VERTICAL WOOD STRAPPING @ 400mm O.C. - 75mm SEMI-RIGID INSULATION - AIR/WATER/VAPOUR BARRIER - 12.5mm PLYWOOD SHEATHING - 38x140mm WOOD STUD @ 400mm O.C. - 12.5mm PLYWOOD SHEATHING - AIR/WATER/VAPOUR BARRIER - 75mm SEMI-RIGID INSULATION - 38x89mm VERTICAL WOOD STRAPPING @ 400mm O.C. - 19x38mm HORIZONTAL WOOD STRAPPING @ 600mm O.C. - FIBER CEMENT PANEL (TYPE REFER TO ELEV. & SPEC.)
		<p>TYPICAL EXTERIOR CHANGE CUBICLE WALL</p> <ul style="list-style-type: none"> - FIBER CEMENT PANEL (TYPE REFER TO ELEV. & SPEC.) - 38x140mm WOOD STUD @ 400mm O.C. - FIBER CEMENT PANEL (TYPE REFER TO ELEV. & SPEC.)
		<p>TYPICAL EXTERIOR CHANGE CUBICLE WALL</p> <ul style="list-style-type: none"> - FIBER CEMENT PANEL (TYPE REFER TO ELEV. & SPEC.) - 38x89mm WOOD STUD @ 400mm O.C. - FIBER CEMENT PANEL (TYPE REFER TO ELEV. & SPEC.)
		<p>TYPICAL INTERIOR WALL</p> <ul style="list-style-type: none"> - WALL FINISH - 13mm FIBER CEMENT BACKING BOARD - 92mm STEEL STUDS AT 400 O.C. - 13mm FIBER CEMENT BACKING BOARD - WALL FINISH
		<p>TYPICAL INTERIOR PLUMBING WALL</p> <ul style="list-style-type: none"> - WALL FINISH - 13mm FIBER CEMENT BACKING BOARD - 152mm STEEL STUDS AT 400 O.C.
		<p>TYPICAL INTERIOR FURRING WALL</p> <ul style="list-style-type: none"> - WALL FINISH - 13mm FIBER CEMENT BACKING BOARD - 38x140mm WOOD STUD @ 400mm O.C. - 11mm GAP - 38x89mm WOOD STUD @ 400mm O.C. - 13mm FIBER CEMENT BACKING BOARD - WALL FINISH
		<p>TYPICAL SERVICE ROOM WALL</p> <ul style="list-style-type: none"> - WALL FINISH - 13mm FIBER CEMENT BACKING BOARD - 92mm STEEL STUDS AT 400 O.C. - 19mm THK x 2440H PLYWOOD BOARD (PAINTED)
		<p>TYPICAL INTERIOR PLUMBING WALL</p> <ul style="list-style-type: none"> - WALL FINISH - 13mm FIBER CEMENT BACKING BOARD - 152mm STEEL STUDS AT 400 O.C. - 152mm STEEL STUDS AT 400 O.C.

ARCHITECTURAL SYMBOLS

	DRAWING TITLE	DRAWING IDENTIFICATION
	GRID LINES	
	ELEVATION/SECT. MARKERS	
	SECTION MARKERS	
	BUILDING SECTION	
	INTERIOR ELEVATION MARKERS	
	DETAIL REFERENCE	
	NEW ELEV.	
	PLAN ELEVATION MARKERS	
	WALL TYPE IDENTIFICATION	
	WINDOW TYPE IDENTIFICATION	
	DOOR NUMBER IDENTIFICATION	
	ROOM NAME & NUMBER IDENTIFICATION	
	SCHEDULE REFERENCE	
	CEILING HEIGHT IDENTIFICATION	
	CONSTRUCTION NOTE REFERENCE	

LIST OF ABBREVIATIONS

AC	ARCHITECTURAL CONCRETE
AW	ALUMINUM WINDOW
A.F.F.	ABOVE FIXED FLOOR
AHU	AIR HANDLING UNIT
ASF	ALUMINUM STOREFRONT WINDOW
B/O or B.O.	BOTTOM OF
CG	CORNER GUARD
CMJ	CONTROL MOVEMENT JOINT
CLF	CHAIN LINK FENCE
CR	CONCRETE REVEAL, TYPICAL
CT	CERAMIC WALL TILE
CTB	CERAMIC TILE BASE
DC	DUST CONTROL
DIA	DIAMETER
EP	ELECTRICAL PANEL
ERC	EPOXY RESIN COATING
EXIST	EXISTING
FD	FLOOR DRAIN
F/O or F.O.	FACE OF
F.O.S.	FACE OF STUD
FRP	FIBREGLASS REINFORCED PANEL
GWB	GYPSUM WALL BOARD, PAINTED
HB	HOSE BIB
MGF	METAL GRATING FENCE
NIC	NOT IN CONTRACT
NTS	NOT TO SCALE
O.C.	ON CENTER
OS	OVERFLOW SCUPPER
P. LAM.	PLASTIC LAMINATE
P.T.	PRESSURE TREATED
PLYWD.	PLYWOOD
R.A.G.	RETURN AIR GRILL
R1	ROOF TYPE 1 (SEE SHT. A102 & A202)
R2	ROOF TYPE 2 (SEE SHT. A102 & A202)
RB	RUBBER BASE
RD	ROOF DRAIN
REV	REVERSE
RWL	RAIN WATER LEADER
SC	STEEL COLUMN
SIM.	SIMILAR
SS	STAINLESS STEEL
SVB	SEAMLESS VINYL BASE
T/O or T.O.	TOP OF
TYP.	TYPICAL
U.N.O.	UNLESS NOTED OTHERWISE
U/S	UNDER SIDE
WB	WHITEBOARD, REFER TO SPEC.
WCP	WOOD CEILING PANEL
WD	WOOD
W.P.	WATER PROOFING
WS 1	CEDAR LAP SIDING 4"
WS 2	CEDAR LAP SIDING 6"

PROJECT DATA

AREA OF GREEN POINT #1 & #4 WASHROOM BUILDING = 72SM
 AREA OF INCINERATOR ROCK WASHROOM BUILDING = 80SM
 AREA OF WICKANINNIISH BEACH WASHROOM BUILDING = 80SM
 AREA OF LONG BEACH NORTH & SOUTH WASHROOM BUILDING = 80SM

APPLICABLE BUILDING CODE :
 NATIONAL BUILDING CODE 2015
 PART 9

GENERAL NOTES:

DEMOLITION NOTES


- DEMOLITION DRAWING ONLY SHOWS THE GENERAL SCOPE OF DEMOLITION, CONTRACTOR WILL BE RESPONSIBLE FOR COORDINATING AND CARRYING OUT ALL NECESSARY DEMOLITION NOT SHOWN IN ORDER TO CLEAR UP THE PROJECT SITE READY FOR NEW BUILDING & NEW SITE IMPROVEMENT WORK.
- DEMOLISH ALL FOOTING, SLAB ON GRADE, WALLS, ELECTRICAL & MECHANICAL FIXTURES & OTHER ARCHITECTURAL FIXTURES ASSOCIATED WITH DEMOLITION OF EXISTING BUILDINGS. REMOVE FROM SITE TO DESIGNATED DISPOSAL LOCATION. REMOVE AND DISPOSE ALL SEWAGE INSIDE THE HOLDING TANK IN AN APPROPRIATE MANNER PRIOR TO DEMOLITION FOR THESE WASHROOMS AT INCINERATOR ROCK, WICKANINNIISH BEACH AND LONG BEACH.
- DISCONNECT AND CAP OFF ALL UTILITY SERVICES ASSOCIATED WITH THE EX. BUILDINGS INCLUDING GAS, WATER, SANITARY, STORM AND ELECTRICAL SERVICES. REFL FER ALSO TO MECHANICAL, ELECTRICAL & CIVIL DRAWINGS FOR SCOPE OF WORK.
- PROTECT EXISTING TREES TO BE RETAINED AS REQUIRED DURING DEMOLITION.
- ALL DEMOLISHED MATERIAL AND DEBRIS TO BE REMOVED PROMPTLY FROM SITE AND DISPOSED OF IN A LEGAL MANNER.
- SELLING OF ANY MATERIALS ON SITE IS NOT PERMITTED.
- MAKE GOOD DAMAGED AREA AND FIXTURES WHICH ARE TO BE RETAINED AS SHOWN IN DRAWINGS.
- CONTRACTOR TO REMOVE ALL EXISTING LANDSCAPE AND PAVING ON SITE BUT NOT LIMITING TO THOSE SHOWN ON DRAWINGS TO PREPARE THE SITE FOR NEW SITE WORK.
- COMPLY WITH ALL BYLAWS AND GOVERNING AUTHORITY AND ACQUIRE ALL NECESSARY PERMITS.
- COMPLY WITH ALL WORKER'S COMPENSATION BOARD OF BC. ACCIDENT PREVENTION REGULATIONS & GUIDELINES. HAND OVER AND STORE THE SPECIFIED SALVAGED MATERIALS AS DIRECTED BY DEPARTMENTAL REPRESENTATIVE.

GENERAL CONSTRUCTION NOTES:

- UNLESS NOTED ON DRAWINGS, TYPICAL INTERIOR WALL TO BE TYPE W1. TYPICAL EXTERIOR WALL TO BE TYPE EW 1. TYPICAL ROOF TYPE TO BE R1
- ALL INTERIOR PARTITIONS TO BE CONSTRUCTED TO THE UNDERSIDE OF GWB CEILING UNLESS NOTED OTHERWISE.
- ALL FIRE SEPARATION TO BE CONSTRUCTED TO THE U/S OF STRUCTURAL DECK AND/OR TERMINATE AT AN EXTERIOR WALL OR WINDOWS.
- ALL GWB TO BE MOISTURE & MOLD RESISTANT. ALL WALL TILES AREA TO BE INSTALLED ON FIBER CEMENT BACKING BOARD.
- WALL TYPES ARE TO BE CONTINUOUS ABOVE & BELOW WINDOWS AND DOORS U.N.O.
- WALL DIMENSIONS TO CENTRE OF STUD WALL, TO FACE OF GWB FOR WALL OPENING.
- ALL DOOR FRAMES TO BE 2" AWAY FROM FINISHED FACE OF WALL U.N.O.
- ALL EXTERIOR STEEL FABRICATION EXPOSED TO VIEW TO BE HOT-DIPPED GALVANIZED.
- PROVIDE DEFLECTION HEADER FOR ALL INTERIOR STEEL STUD WALL UNDER STRUCTURAL BEAM AND DECK.
- PROVIDE 100MM HIGH CONCRETE HOUSE KEEPING PAD TO ALL FLOOR MOUNTED EQUIPMENT. (COORDINATE WITH MECHANICAL.)

FLOOR TYPE

		<p>TYPICAL FLOOR SLAB</p> <ul style="list-style-type: none"> - SAME AS F2 EXCEPT REPLACING 50THK RIGID INSULATION WITH 12MM P.T. PLYWOOD
		<p>TYPICAL FLOOR SLAB</p> <ul style="list-style-type: none"> - FLOOR FINISH - REINFORCED CONCRETE SLAB (SEE STRUCT.) SLOPED TO DRAIN - 50MM THK RIGID INSULATION - 75MM DEEP METAL DECK (SEE STRUCT.)
		<p>TYPICAL RAFT SLAB</p> <ul style="list-style-type: none"> - REINFORCED CONCRETE SLAB (SEE STRUCT.) WITH SLOPED TO DRAIN - WATERPROOFING MEMBRANE - DRAINAGE MAT - NONE-WOVEN GEOTEXTILE - 100mm THK 19 MM CLEAR CRUSH DRAIN ROCK AS PER GEOTECHNICAL THK MINIMUM AND SLOPE MINIMUM 2%
		<p>TYPICAL EXTERIOR CANTILEVER CONCRETE SLAB</p> <ul style="list-style-type: none"> - REINFORCED CONCRETE SLAB (SEE STRUCT.) - 10MM POLY VAPOUR BARRIER - CRUSHED GRAVEL AS PER GEOTECHNICAL RECOMMENDATION
		<p>TYPICAL EXTERIOR CONCRETE SLAB ON GRADE</p> <ul style="list-style-type: none"> - REINFORCED CONCRETE SLAB (SEE STRUCT.) - CRUSHED GRAVEL AS PER GEOTECHNICAL RECOMMENDATION



Revision/	Description/Description	Date/Date
5		
4		
3	ISSUED FOR TENDER	2017/03/03
2	ISSUED FOR 999CD	2016/03/10
1	ISSUED FOR 500CD	2016/02/19
0	ISSUED FOR DD	2016/01/20

PARKS CANADA

Project title/Titre du projet
PACIFIC RIM HIGHWAY
PACIFIC RIM NATIONAL PARK WASHROOM BUILDINGS & REPLACEMENT

Consultant Signature Only

Designed by/Concept par
 T.Y.


Drawn by/Dessiné par
 M.W.

PWGSC Project Manager/Administrateur de Projets TPSGC
 TOM DUNPHY

Regional Manager, Architectural and Engineering Services
 Gestionnaire régionale, Services d'architectural et de génie, TPSGC
 PREETIPAL PAUL

Drawing title/Titre du dessin
WALL TYPE, LEGEND & NOTES

Project No./No. du projet R.078666.001	Sheet/Feuille A-0.1	Revision no./La Révision no. 3
--	-------------------------------	--



PACIFIC RIM NATIONAL PARK WASHROOM BUILDINGS - GREEN POINT #1 & #4

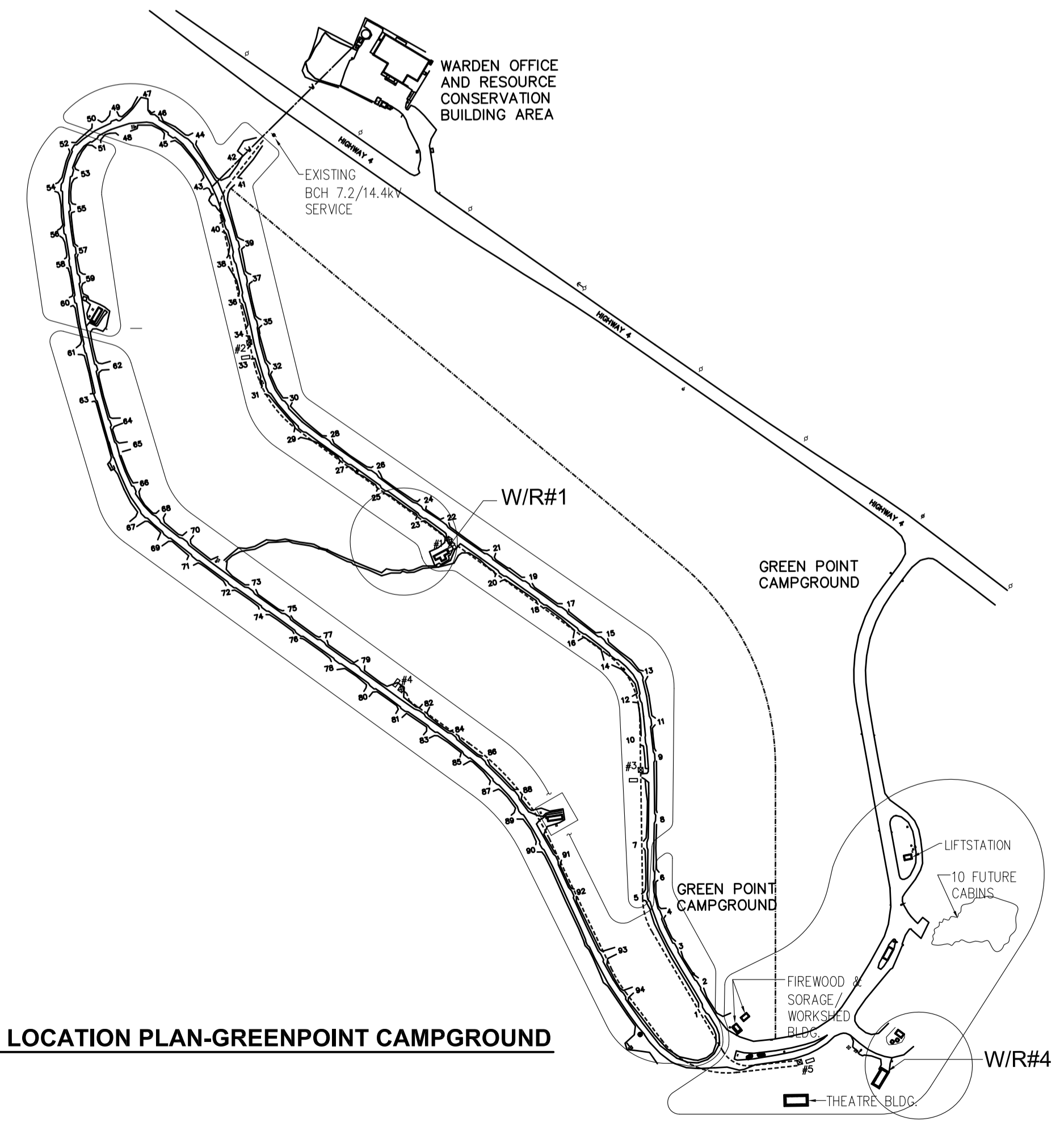
Pacific Rim Hwy
Ucluelet, British Columbia



2 PROJECT LOCATION PLAN
A-1.1 N.T.S.



EXISTING GREEN POINT WASHROOM #4 (TO BE DEMOLISHED)



1 SITE LOCATION PLAN-GREENPOINT CAMPGROUND
A-1.1 N.T.S.



EXISTING GREEN POINT WASHROOM #1 (TO BE DEMOLISHED)



5		
4		
3	ISSUED FOR TENDER	2017/03/03
2	ISSUED FOR 999CD	2016/03/10
1	ISSUED FOR 500CD	2016/02/19
0	ISSUED FOR DD	2016/01/20


Client/client
PARKS CANADA

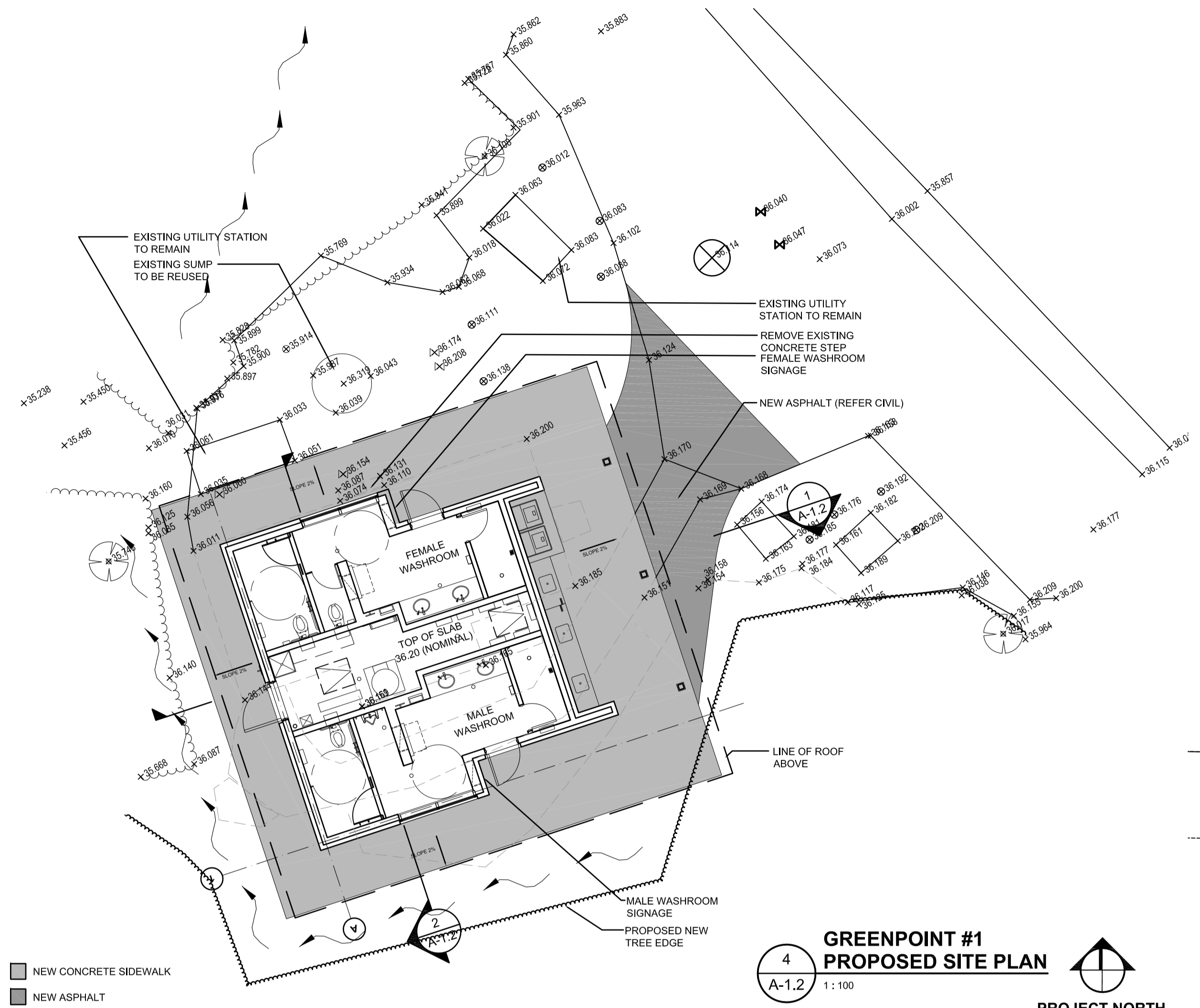
Project title/Titre du projet
**PACIFIC RIM HIGHWAY
PACIFIC RIM NATIONAL PARK
WASHROOM BUILDINGS
REPLACEMENT**

Consultant Signature Only
Designed by/Concept par
T.Y.
Drawn by/Dessiné par
M.W.
PWGSC Project Manager/Administrateur de Projets TPSGC
TOM DUNPHY
Regional Manager, Architectural and Engineering Services
Gestionnaire régionale, Services d'architectural et de génie, TPSGC
PREETIPAL PAUL

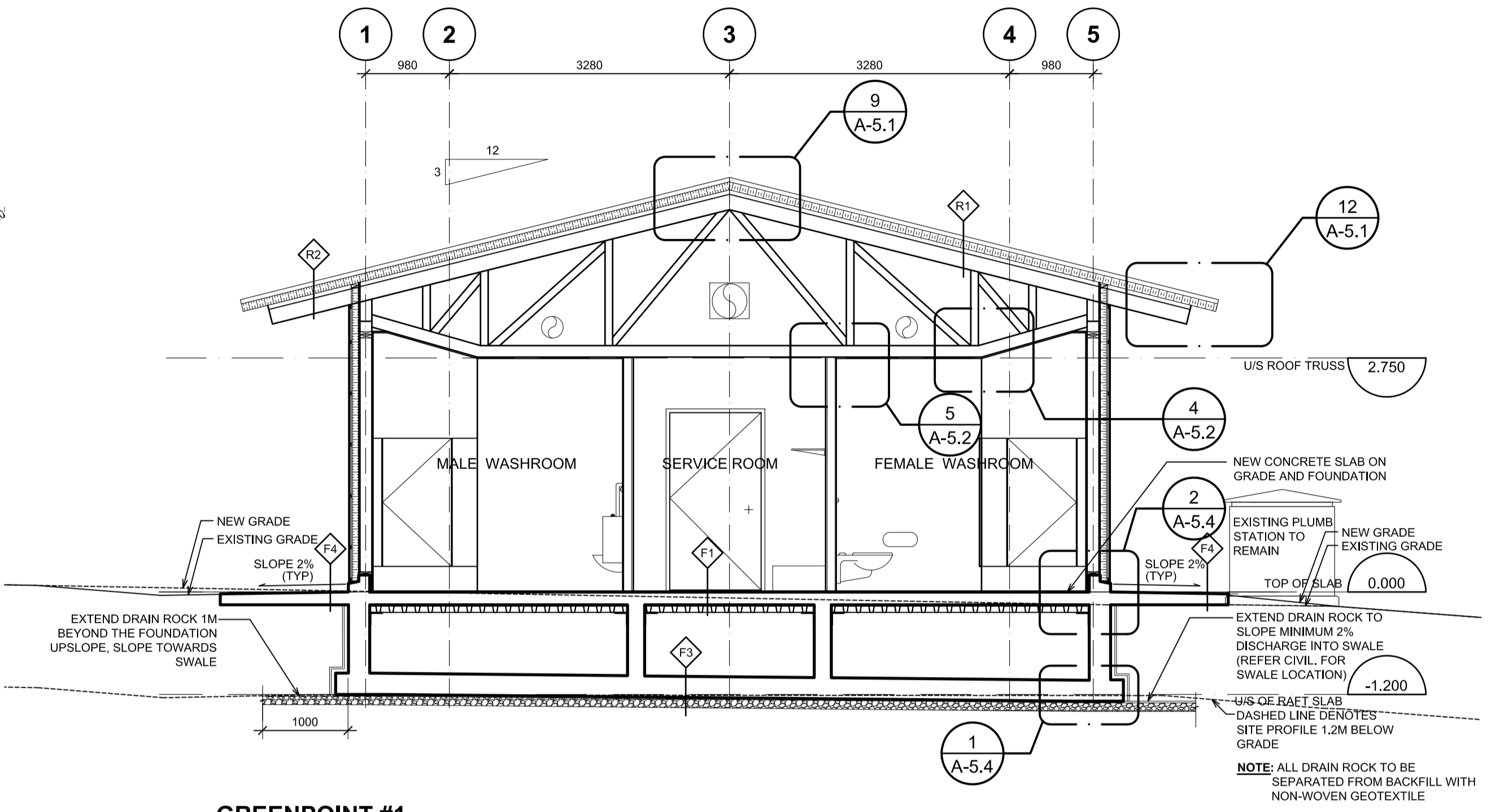
Drawing title/Titre du dessin
**GREEN POINT #1 & #4
COVER SHEET**

Project No./No. du projet R.078666.001	Sheet/Fauille A-1.1 OF 32	Revision no./ La Révision no. 3
--	--	--

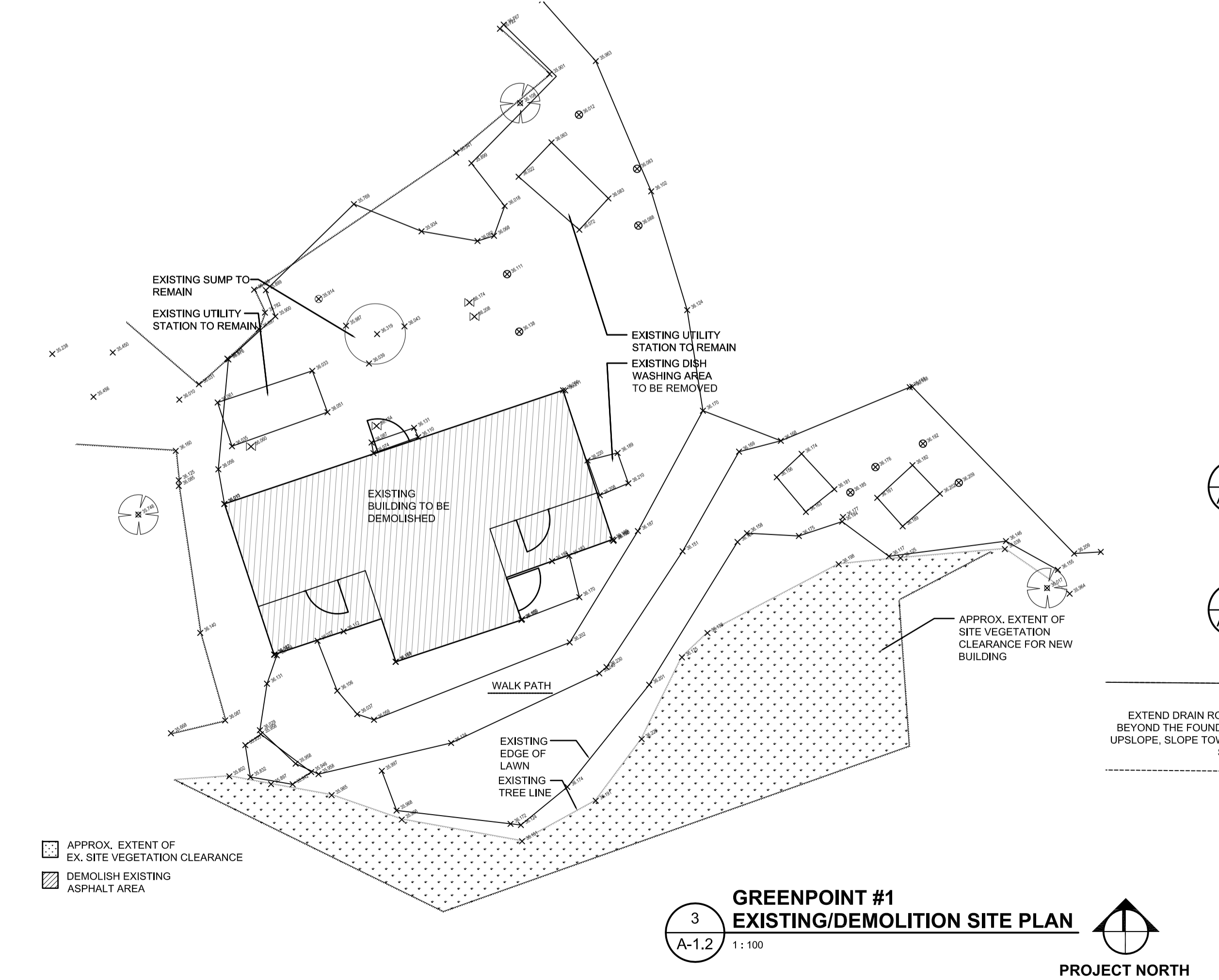




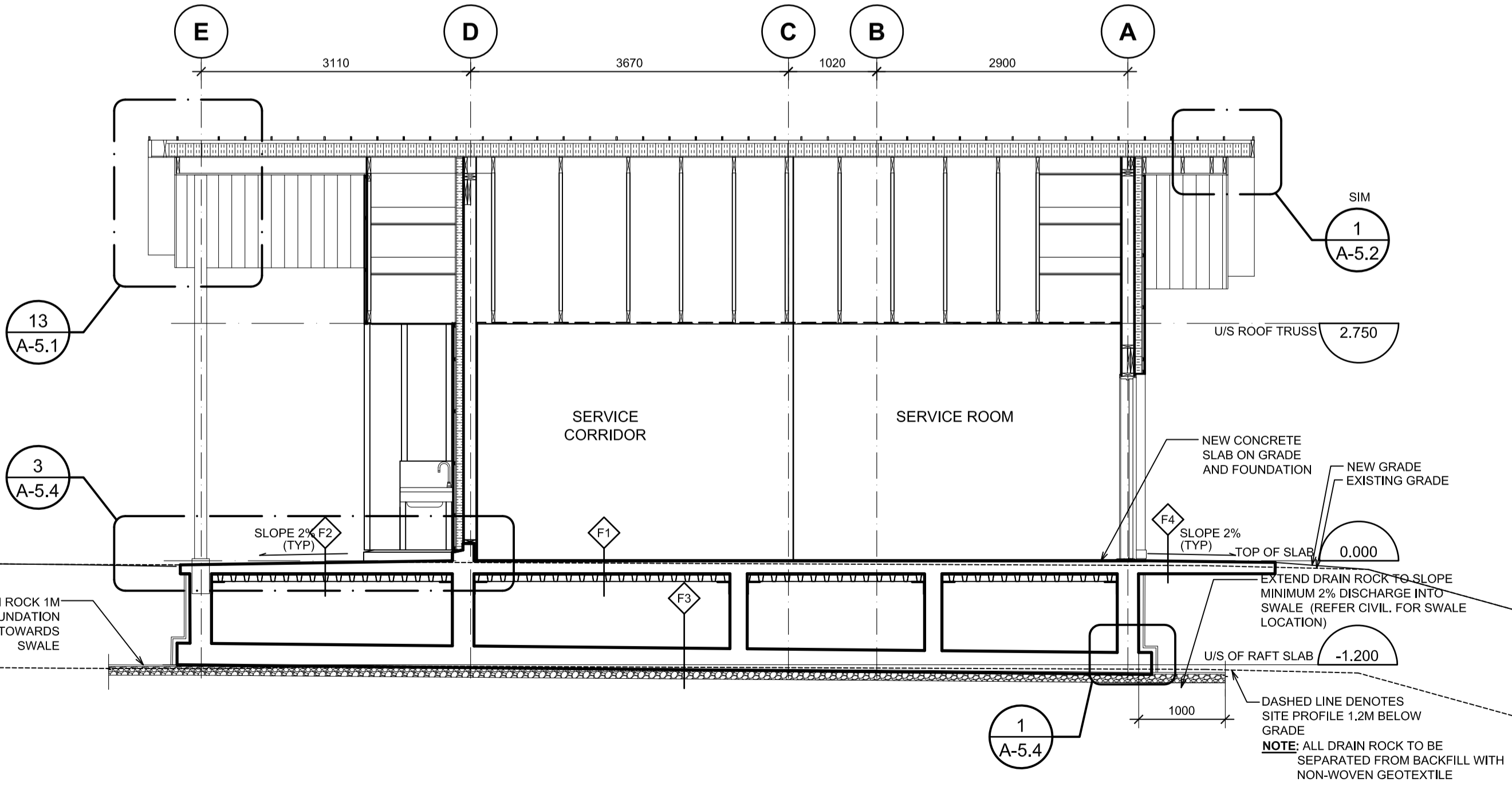
GREENPOINT #1
PROPOSED SITE PLAN
 4
 A-1.2 1:100
 PROJECT NORTH



GREENPOINT #1
SECTION 2
 2
 A-1.2 1:50



GREENPOINT #1
EXISTING/DEMOLITION SITE PLAN
 3
 A-1.2 1:100
 PROJECT NORTH



GREENPOINT #1
SECTION 1
 1
 A-1.2 1:50



Revision/Revision	Description/Description	Date/Date
5		
4		
3	ISSUED FOR TENDER	2017/03/03
2	ISSUED FOR 99XCD	2016/03/10
1	ISSUED FOR 50XCD	2016/02/19
0	ISSUED FOR DD	2016/01/20

Client/client
PARKS CANADA

Project title/Titre du projet
PACIFIC RIM HIGHWAY
PACIFIC RIM NATIONAL PARK
WASHROOM BUILDINGS
REPLACEMENT

Consultant Signature Only

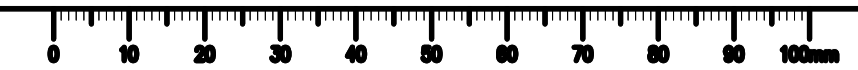
Designed by/Concept par
 T.Y.

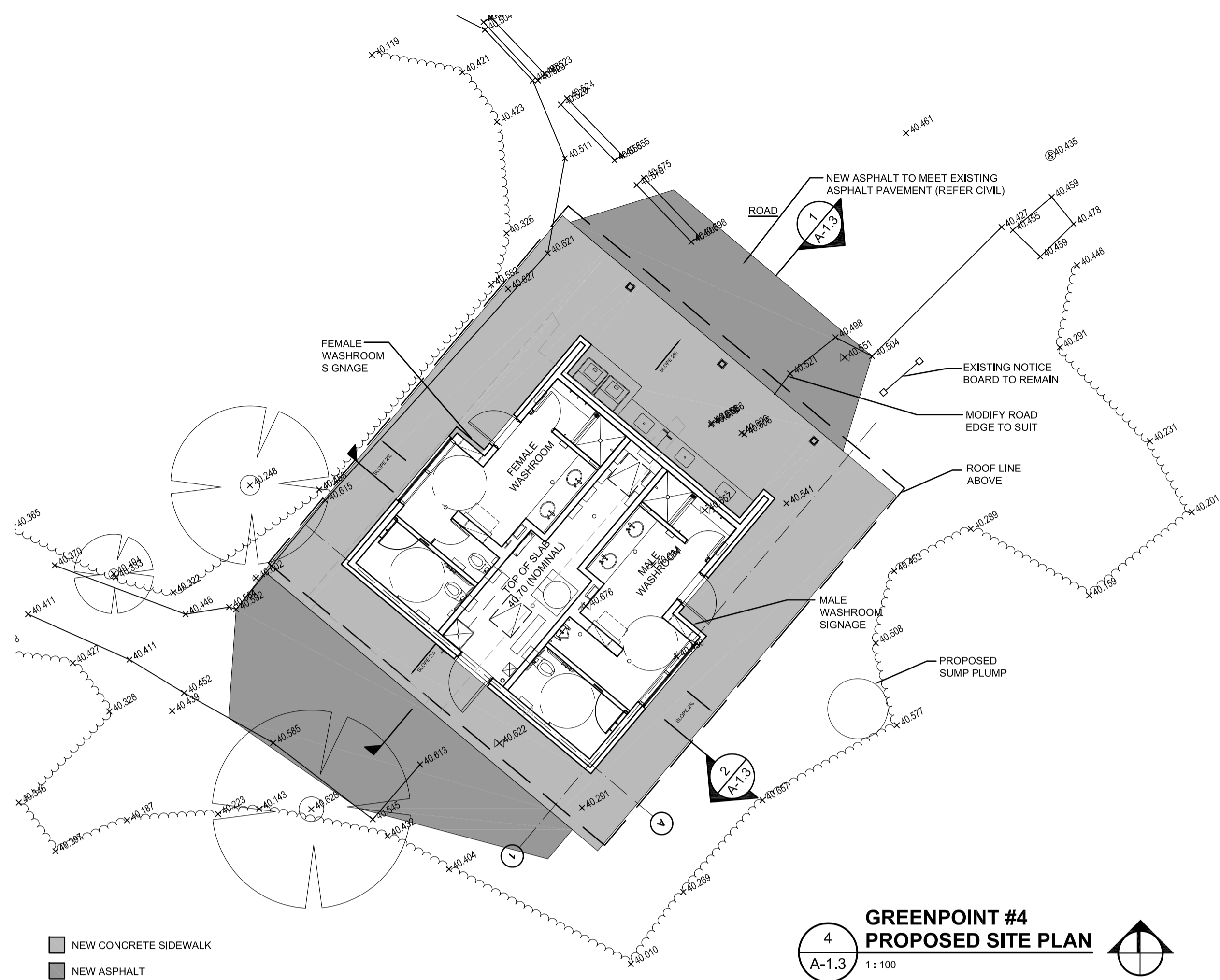
Drawn by/Dessiné par
 MW
 PWGSC Project Manager/Administrateur de Projets TPSC
 TOM DUNPHY

Regional Manager, Architectural and Engineering Services
 Gestionnaire régionale, Services d'architectural et de génie, TPSC
 PREETIPAL PAUL

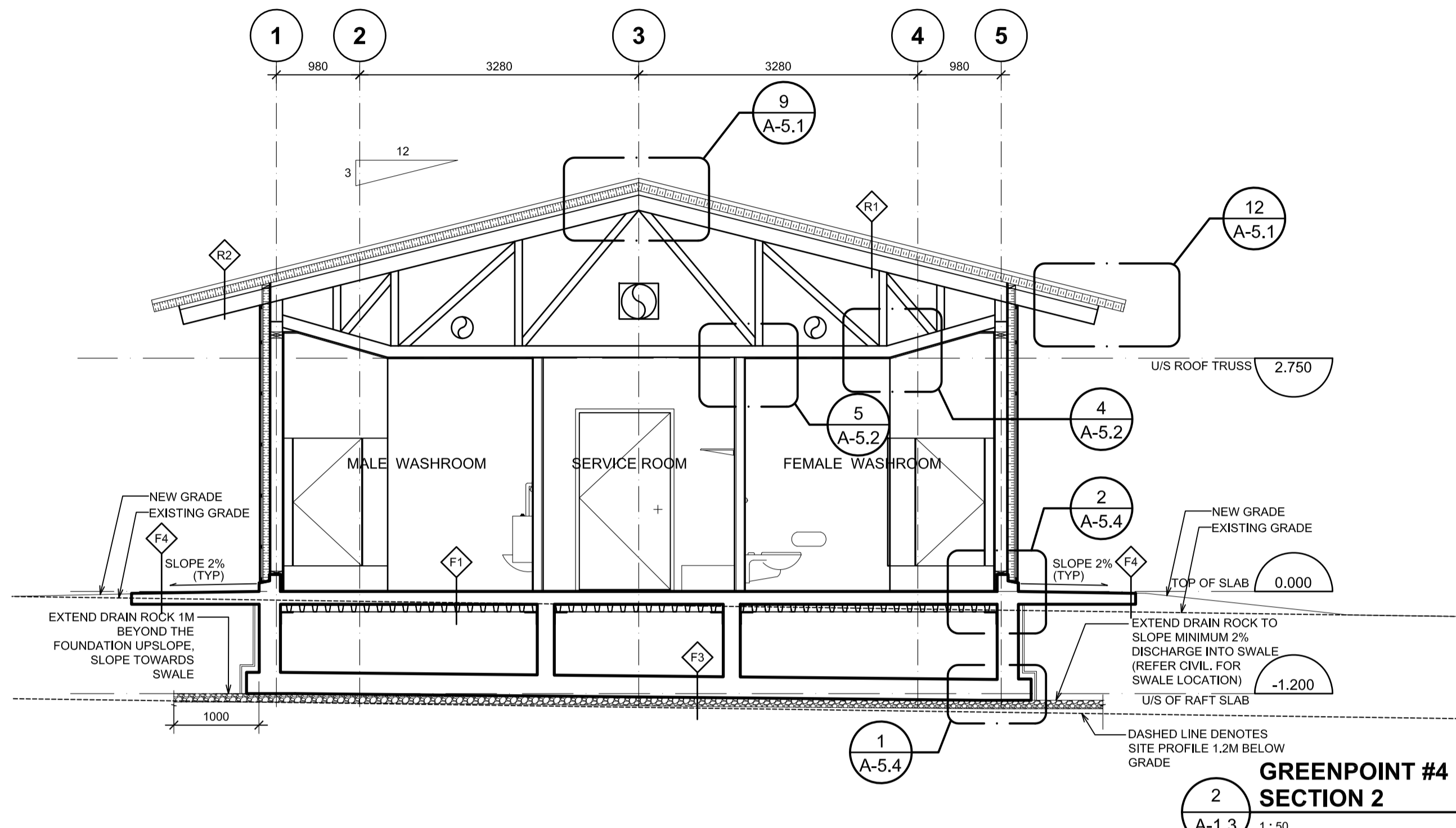
Drawing title/Titre du dessin
GREEN POINT #1
EXISTING/DEMOLITION SITE PLAN,
PROPOSED SITE PLAN,
& SECTIONS

Project No./No. du projet	Sheet/Feuille	Revision no./La Revision no.
R.078666.001	A-1.2	3

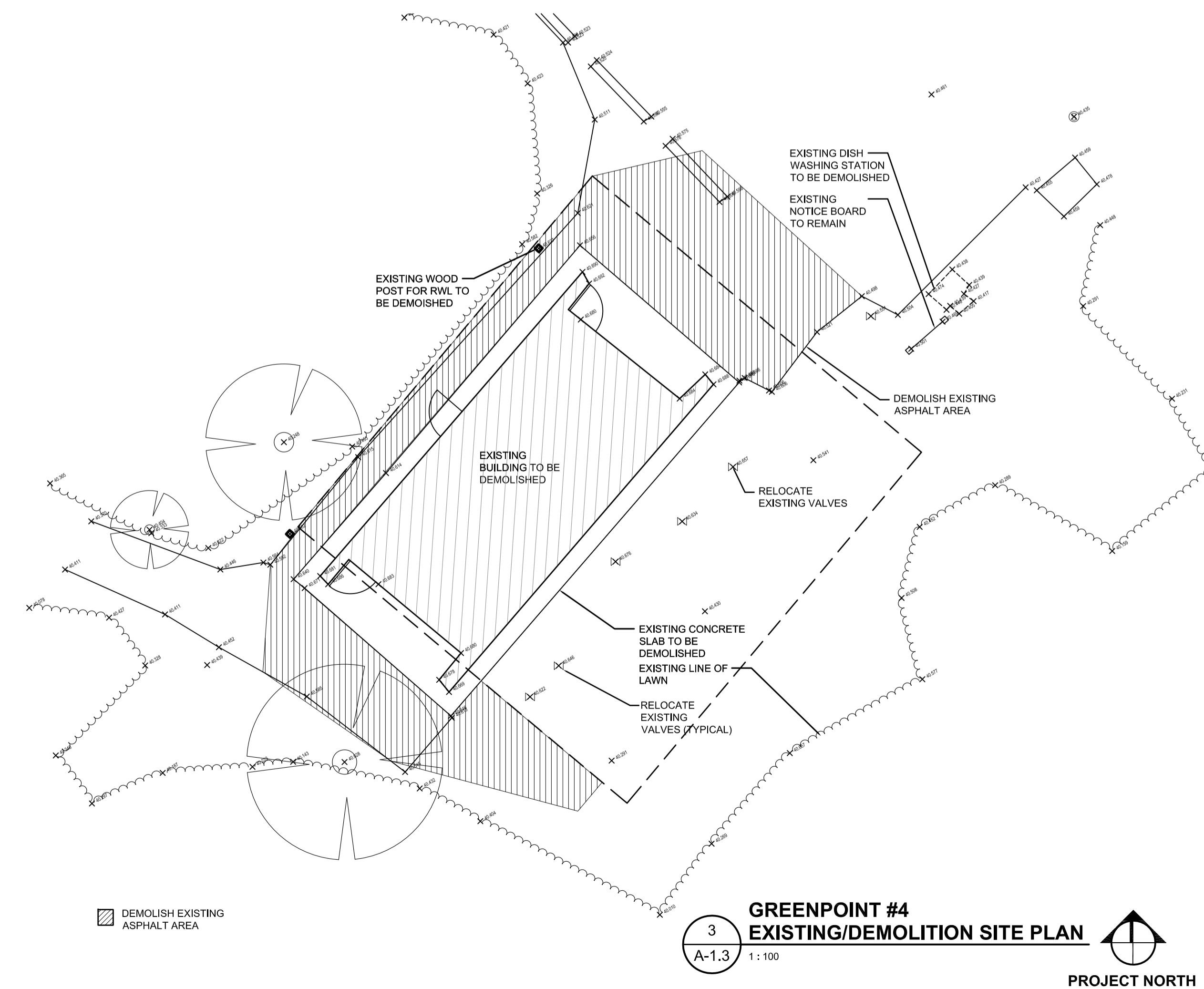




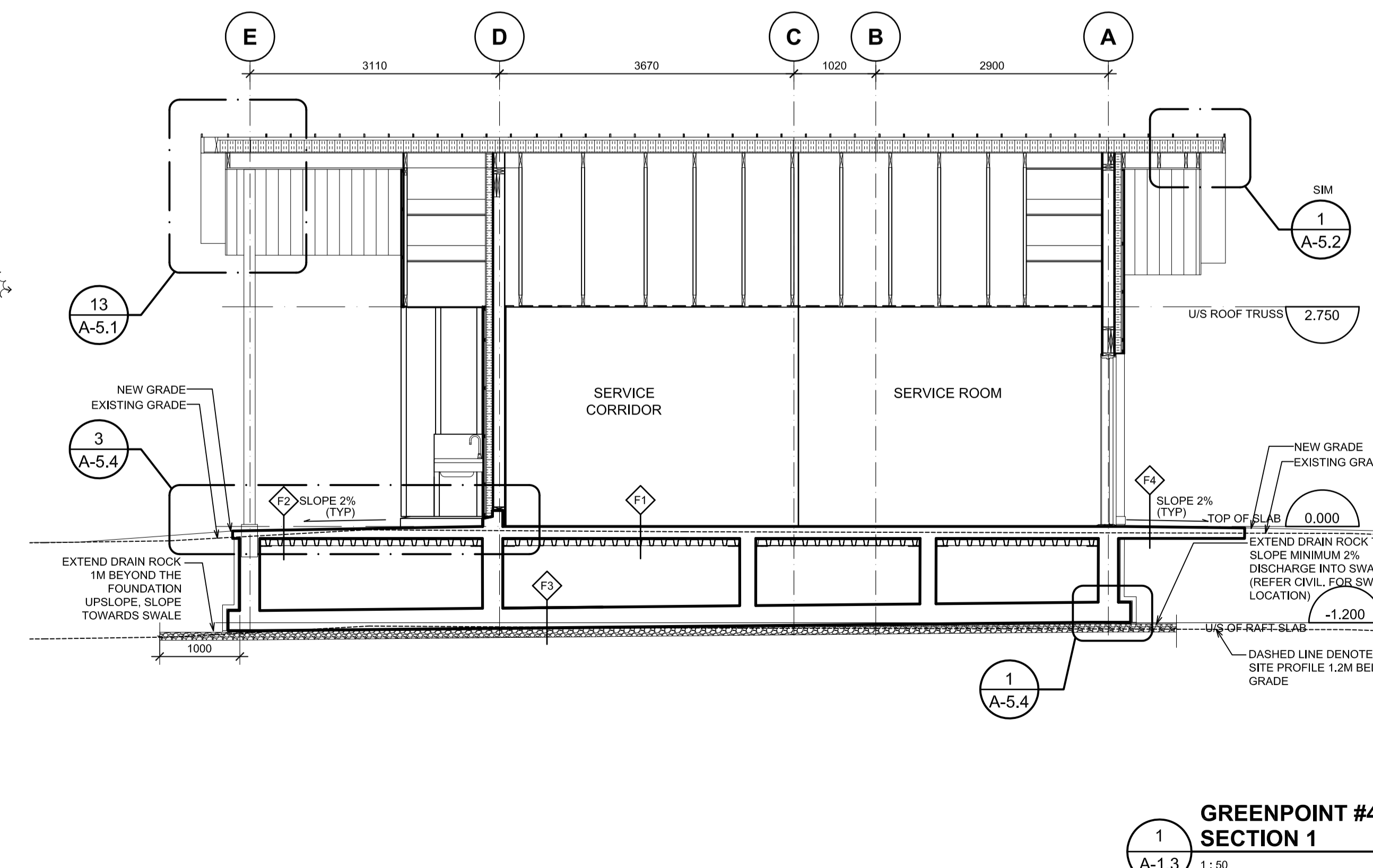
GREENPOINT #4 PROPOSED SITE PLAN
 4 A-1.3 1:100 PROJECT NORTH




GREENPOINT #4 SECTION 2
 2 A-1.3 1:50



GREENPOINT #4 EXISTING/DEMOLITION SITE PLAN
 3 A-1.3 1:100 PROJECT NORTH



GREENPOINT #4 SECTION 1
 1 A-1.3 1:50



Revision/	Description/Description	Date/Date
5		
4		
3	ISSUED FOR TENDER	2017/03/03
2	ISSUED FOR 990CD	2016/03/10
1	ISSUED FOR 500CD	2016/02/19
0	ISSUED FOR DD	2016/01/20

Client/client

PARKS CANADA

Project title/Titre du projet
PACIFIC RIM HIGHWAY
PACIFIC RIM NATIONAL PARK WASHROOM BUILDINGS REPLACEMENT

Consultant Signature Only

Designed by/Concept par
 T.Y.

Drawn by/Desainé par
 MW

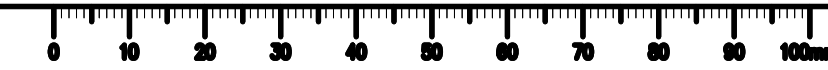
PWOSC Project Manager/Administrateur de Projets TPSOC
TOM DUNPHY

Regional Manager, Architectural and Engineering Services
 Gestionnaire Régional, Services d'architecture et de génie, TPSOC
PREETIPAL PAUL

Drawing title/Titre du dessin

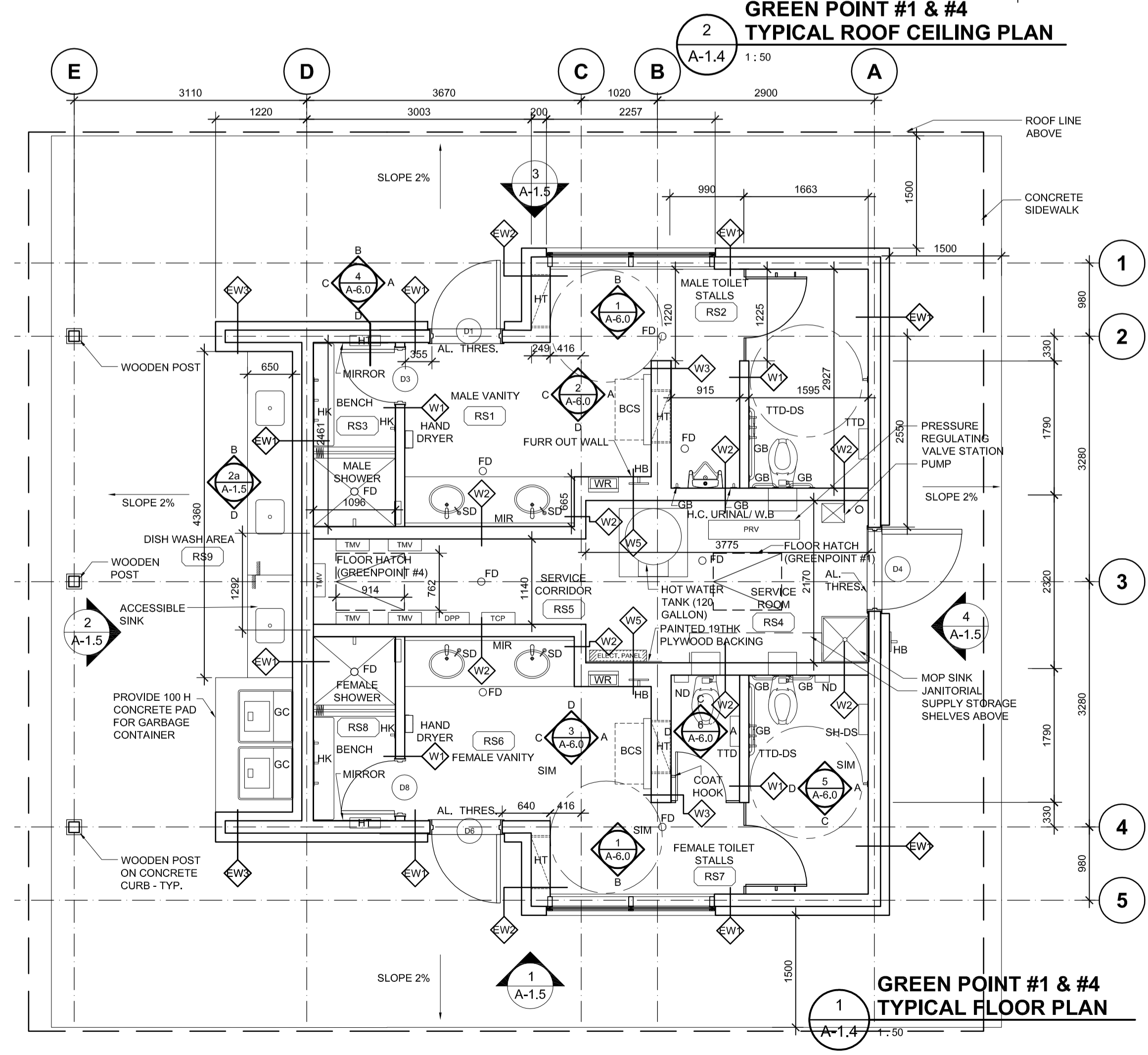
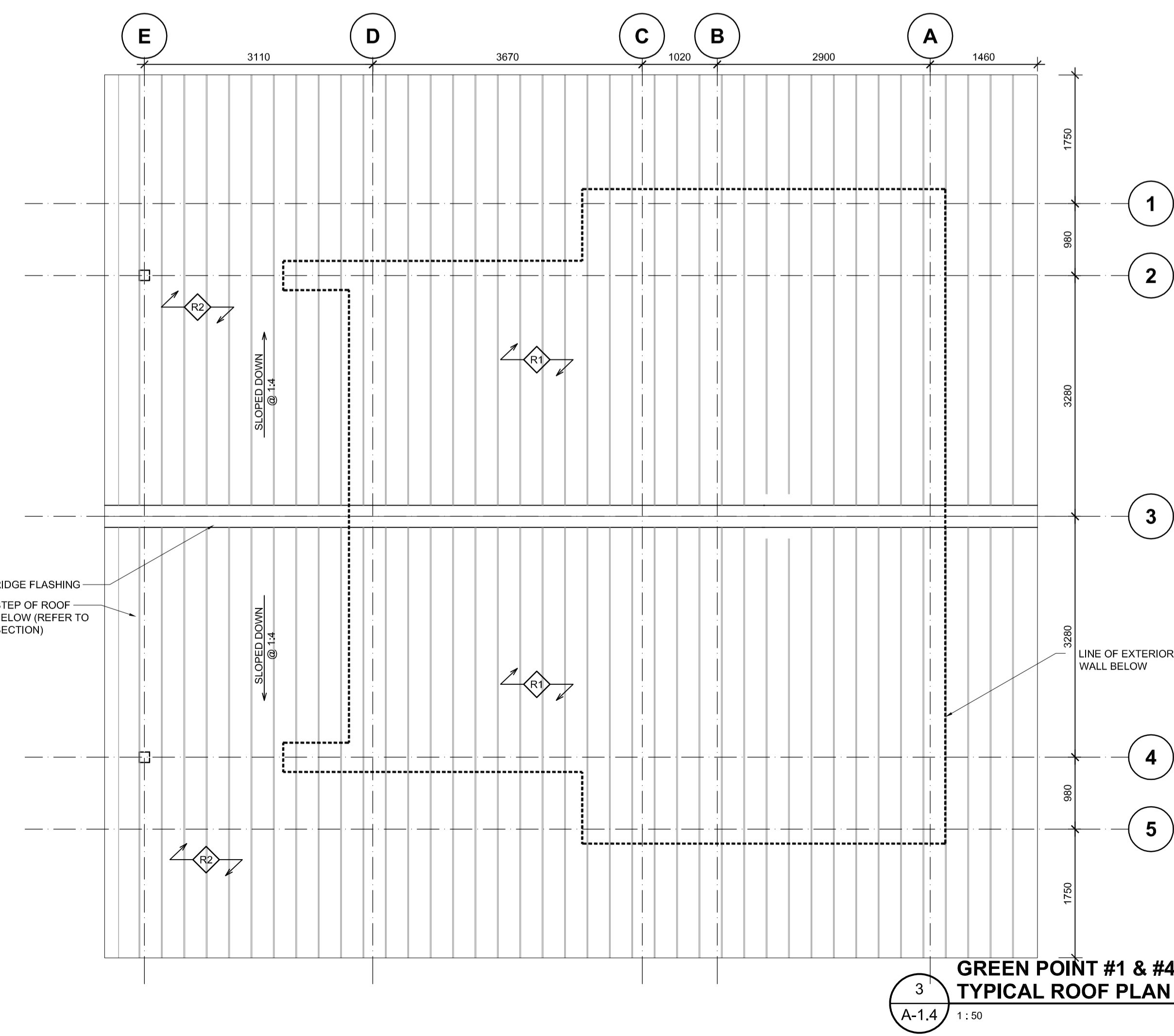
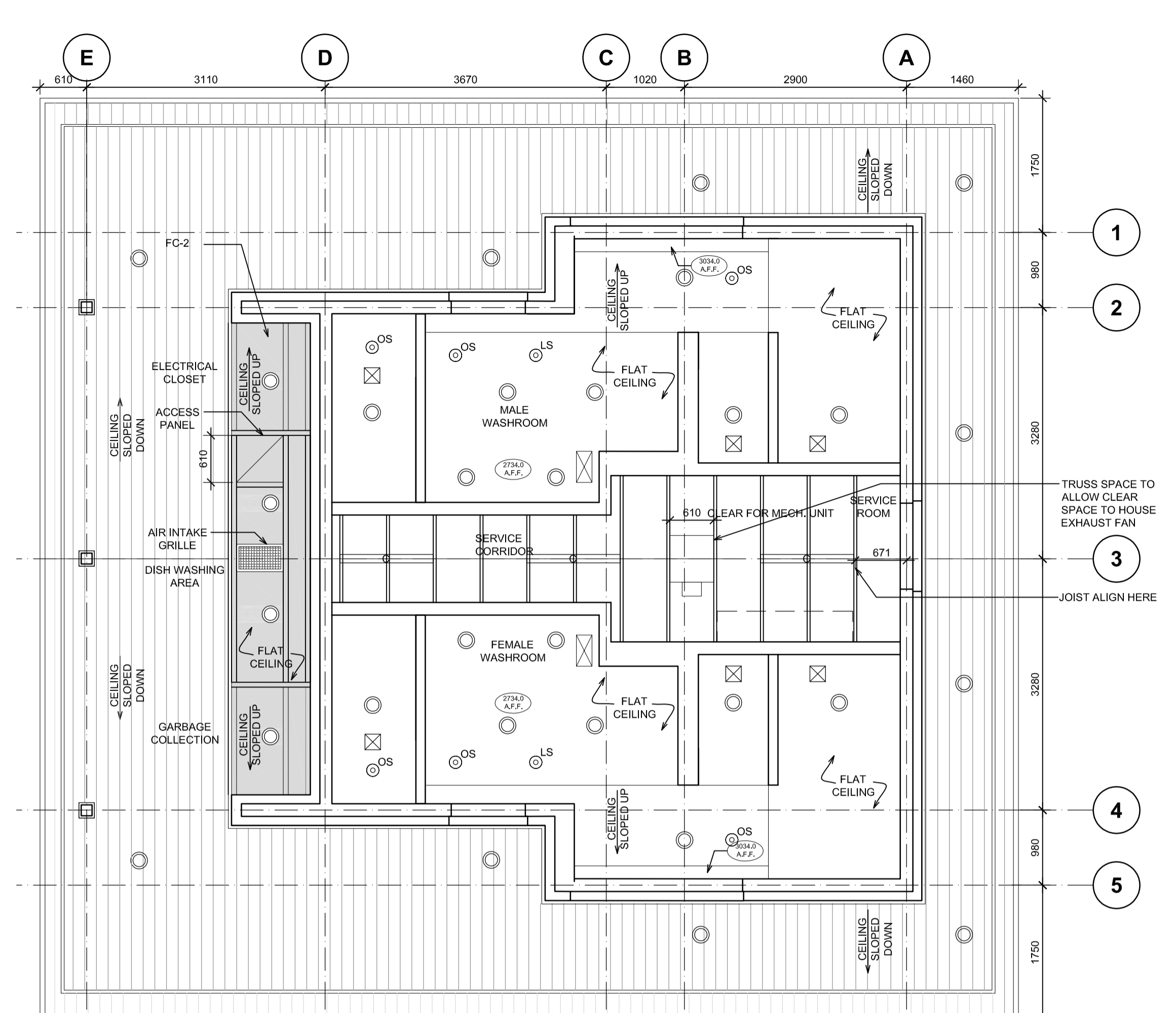
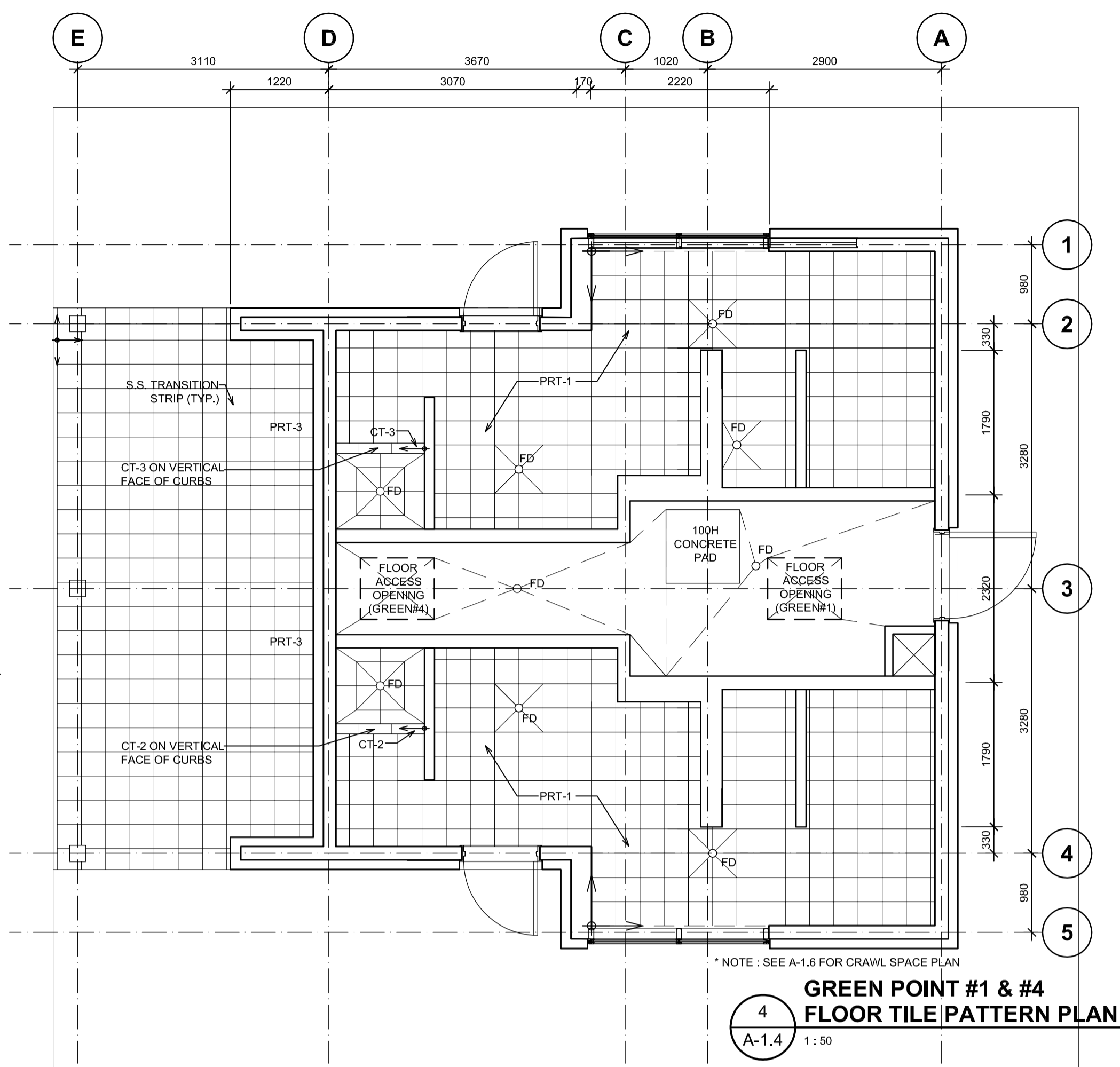
GREENPOINT #4 EXISTING/DEMOLITION SITE PLAN, PROPOSED SITE PLAN, & SECTIONS

Project No./No. du projet	Sheet/Feuille	Revision no./La Révision no.
R.078666.001	A-1.3 OF 32	3



- REFLECTED CEILING PLAN LEGEND**
- FC-1 - FIBER CEMENT PANEL COLOR 1
 - FC-2 - FIBER CEMENT PANEL COLOR 2
 - FCT - FIBER CEMENT PANEL TRIM (TO MATCH CORRESPONDING PANEL COLOR)
 - GB - GARBAGE BIN
 - MR - PRE-FINISHED METAL ROOF
 - MS - 305 WIDE METAL SOFFIT PANEL
 - - RECESS/POT LIGHT
 - - SURFACE MOUNT FLUORESCENT LIGHT
 - - OCCUPANCY SENSOR
 - ⊗ - MECH. GRILLE
 - - DAYLIGHT SENSOR
 - - CEILING HEIGHT (ABOVE FINISHED FLOOR)
- CEILING CONSTRUCTION NOTE:**
- ALL CEILING TO BE 16THK MOISTURE RESISTANCE GWB U.N.O.
 - CEILING HEIGHT REFER TO BUILDING SECTIONS

- KEY ABBREVIATIONS**
- BCS - BABY CHANGING STATION
 - BH - BENCH
 - DB - DOOR OPERATOR PUSH BUTTON
 - DO - DOOR OPERATOR
 - DR - DUPLEX RECEPTACLE (REFER ELEC.)
 - DPP - DRAIN SUMP PUMP STATION CONTROL PANEL
 - EWH - ELECTRIC WALL HEATER
 - FD - FLOOR DRAIN
 - HD - HAND DRYER
 - HC-1 - SINGLE COAT HOOK
 - HK-3 - HOOK STRIP (# OF HOOKS)
 - HK-6 - HOOK STRIP (# OF HOOKS)
 - HT - HEATER
 - MR - MIRROR
 - ND - SANITARY NAPKIN DISPOSAL
 - PRT-1 - PORCELAIN TILE 1
 - PRT-2 - PORCELAIN TILE 2
 - PRT-3 - PORCELAIN TILE 3
 - SC - SHOWER CURTAIN (MOUNTED 1850mm AFFL. U.O.N.)
 - SD - SOAP DISPENSER
 - SH-DS - SHELF-DISABLED STALLS
 - SSH - SHOWER SHELF
 - TCP - TEMPERATURE CONTROL PANEL
 - TMV - TEMPERATURE MIXING VALVES
 - TP - TOILET PARTITION (MANUFACTURER TO CUSTOMIZE TOP HUNG TOILET PARTITION TO SUIT SLOPED CEILING)
 - TS - THERMOSTAT
 - TTD-DS - TOILET TISSUE DISPENSER (DISABLED STALLS)



Revision/Revision	Description/Description	Date/Date
5		
4		
3	ISSUED FOR TENDER	2017/03/03
2	ISSUED FOR 99%CD	2016/03/10
1	ISSUED FOR 50%CD	2016/02/19
0	ISSUED FOR DD	2016/01/20

Client/client
PARKS CANADA

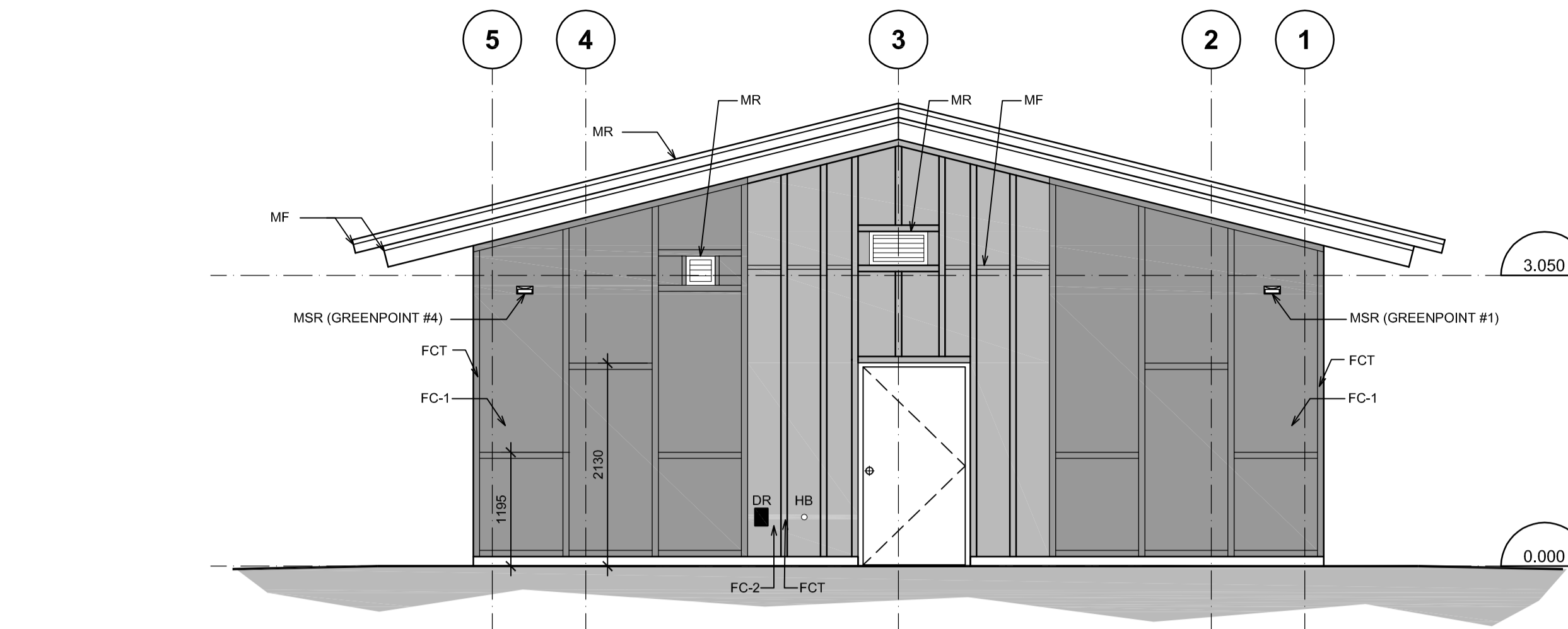
Project title/Titre du projet
**PACIFIC RIM HIGHWAY
PACIFIC RIM NATIONAL PARK
WASHROOM BUILDINGS
REPLACEMENT**

Consultant Signature Only
Designed by/Concept par
T.Y.
Drawn by/Dessine par
MW
PWSC Project Manager/Administrateur de Projets TPSC
TOM DUNPHY
Regional Manager, Architectural and Engineering Services
Gestionnaire régionale, Services d'architectural et de génie, TPSC
PREETI PAUL
Drawing title/Titre du dessin

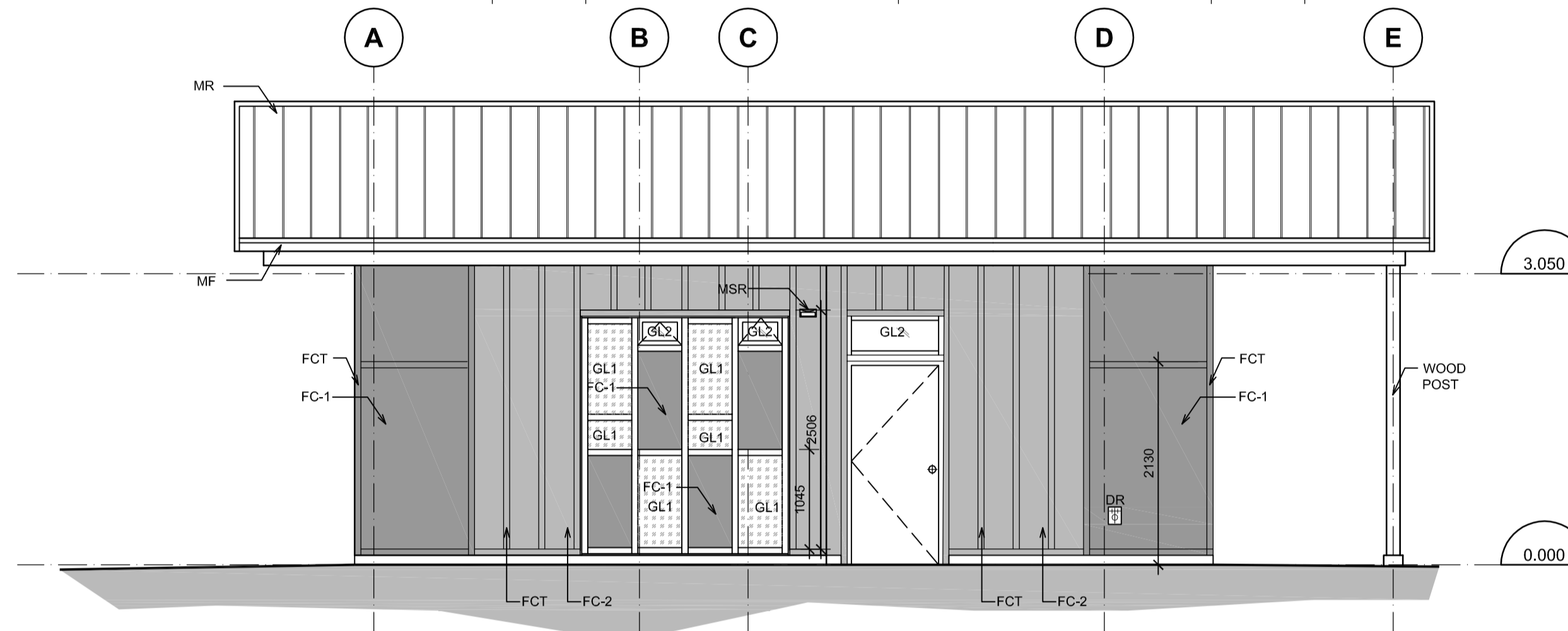
**GREEN POINT #1 & #4
TYPICAL FLOOR PLAN, REFLECTED
CEILING PLAN, ROOF PLAN
& FLOOR TILE PATTERN PLAN**

Project No./No. du projet	Sheet/Feuille	Revision no./ La Révision no.
R.078666.001	A-1.4 OF 32	3

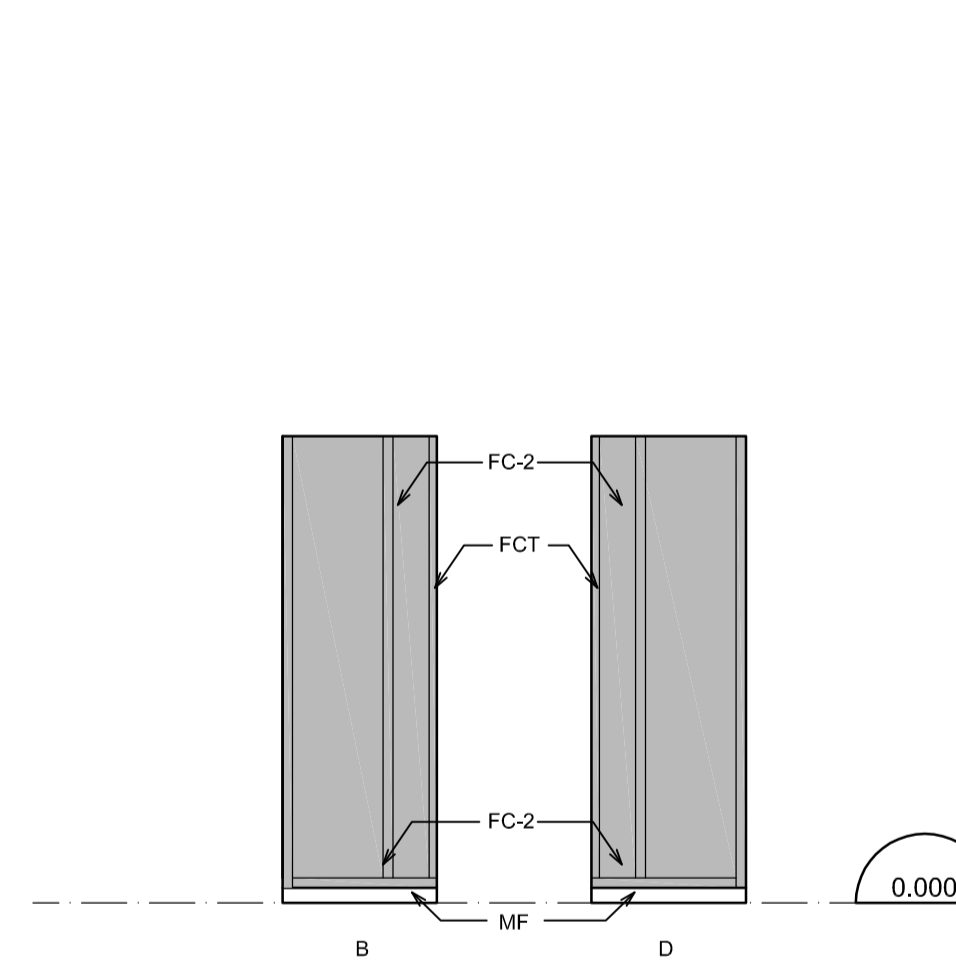
- DR - WATER PROOF DUPLEX RECEPTACLE (REFER ELEC.)
- FC-1 - FIBER CEMENT PANEL COLOR 1
- FC-2 - FIBER CEMENT PANEL COLOR 2
- FC-3 - FIBER CEMENT PANEL COLOR 3
- FC-4 - FIBER CEMENT PANEL COLOR 4
- FCT - FIBER CEMENT PANEL TRIM (TO MATCH CORRESPONDING PANEL COLOR)
- GC - GARBAGE CONTAINER
- GL1 - GLAZING TYPE 1
- GL2 - GLAZING TYPE 2
- HB - HOSE BIBB
- MF - PRE-FINISHED METAL FLASHING
- ML - ALUMINUM LOUVRE
- MR - PRE-FINISHED METAL ROOF
- MSR - MOTION SENSOR
- GLA - TOP HUNG OPENABLE WINDOW
- PC - PHOTOCELL
- SM - SHOWER MIXER
- SWH - SHOWER HEAD



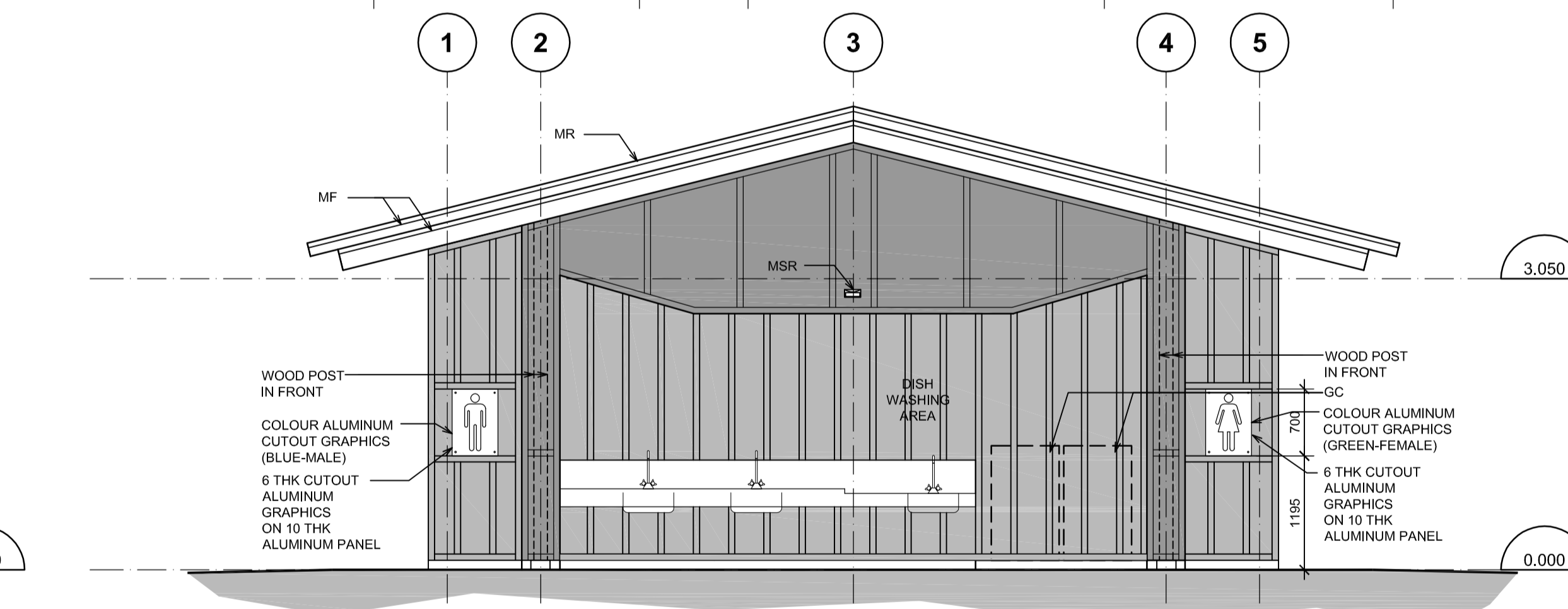
**GREEN POINT #1 & #4
BUILDING ELEVATION - D**
4
A-1.5 1:50



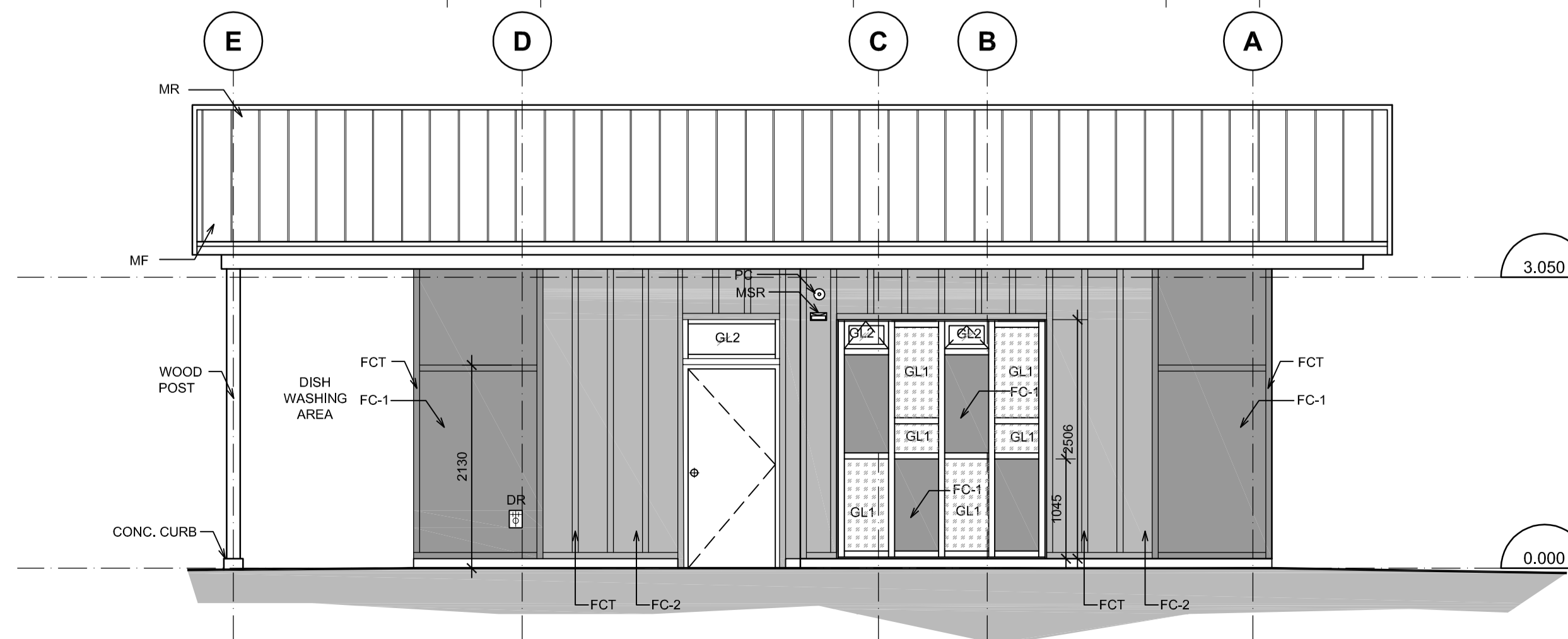
**GREEN POINT #1 & #4
BUILDING ELEVATION - C**
3
A-1.5 1:50



**GREEN POINT #1 & #4
BUILDING ELEVATION - B**
2a
A-1.5 1:50



**GREEN POINT #1 & #4
BUILDING ELEVATION - B**
2
A-1.5 1:50



**GREEN POINT #1 & #4
BUILDING ELEVATION - A**
1
A-1.5 1:50



Revision/Revisión	Description/Description	Date/Date
5		
4		
3	ISSUED FOR TENDER	2017/03/03
2	ISSUED FOR 99%CD	2016/03/10
1	ISSUED FOR 50%CD	2016/02/19
0	ISSUED FOR DD	2016/01/28

Client/client

PARKS CANADA

Project title/Titre du projet

**PACIFIC RIM HIGHWAY
PACIFIC RIM NATIONAL PARK
WASHROOM BUILDINGS
REPLACEMENT**

Consultant Signature Only

Designed by/Concept par

T.Y.

Drawn by/Dessiné par

MW

PWGSC Project Manager/Administrateur de Projets TPSPG

TOM DUNPHY

Regional Manager, Architectural and Engineering Services
Gestionnaire régionale, Services d'architectural et de génie, TPSPG

PREETIPAL PAUL

Drawing title/Titre du dessin

**GREEN POINT #1 & #4
TYPICAL BUILDING ELEVATIONS**

Project No./No. du projet

R.078666.001

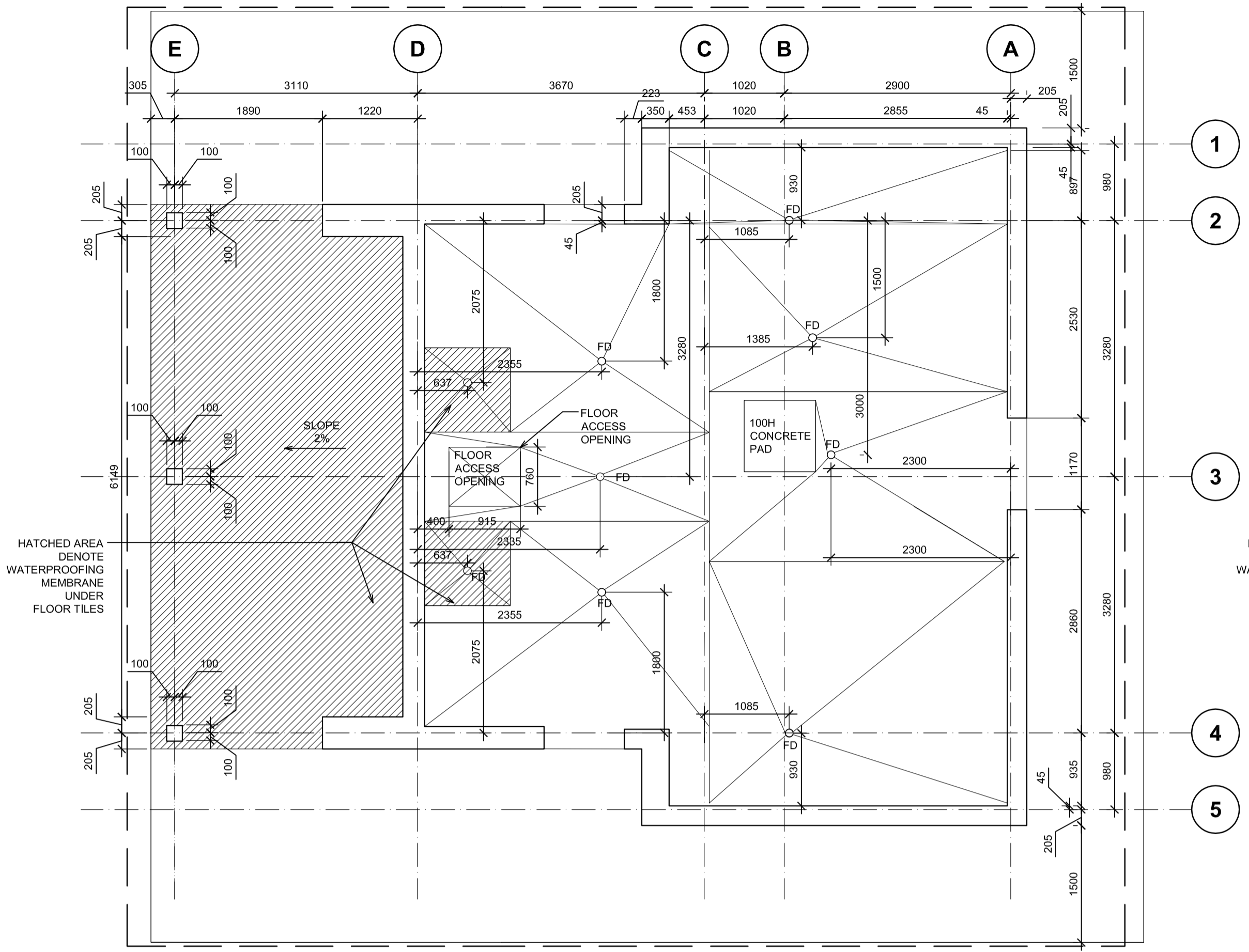
Sheet/Feuille

A-1.5

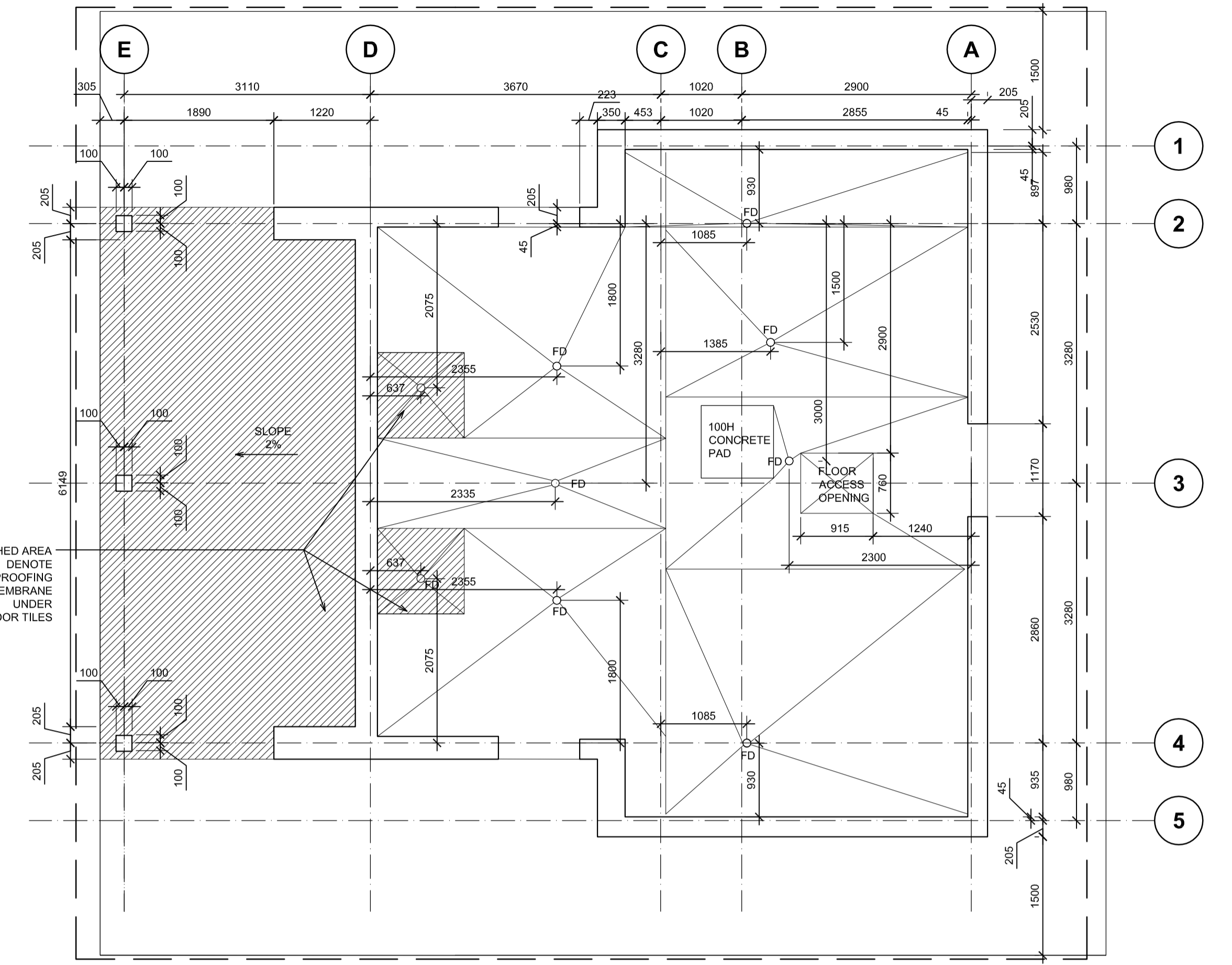
Revision no./Révision no.

3

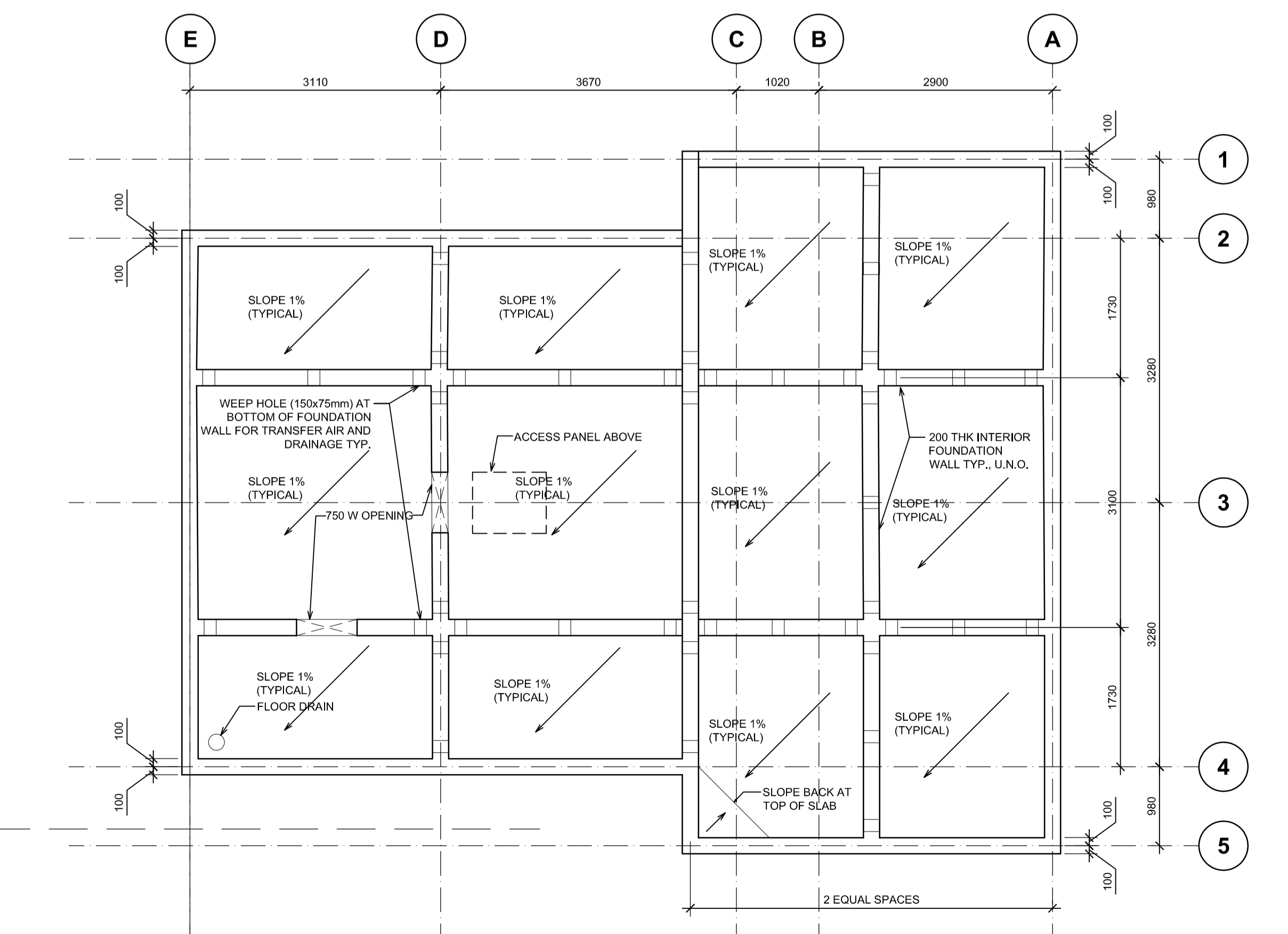




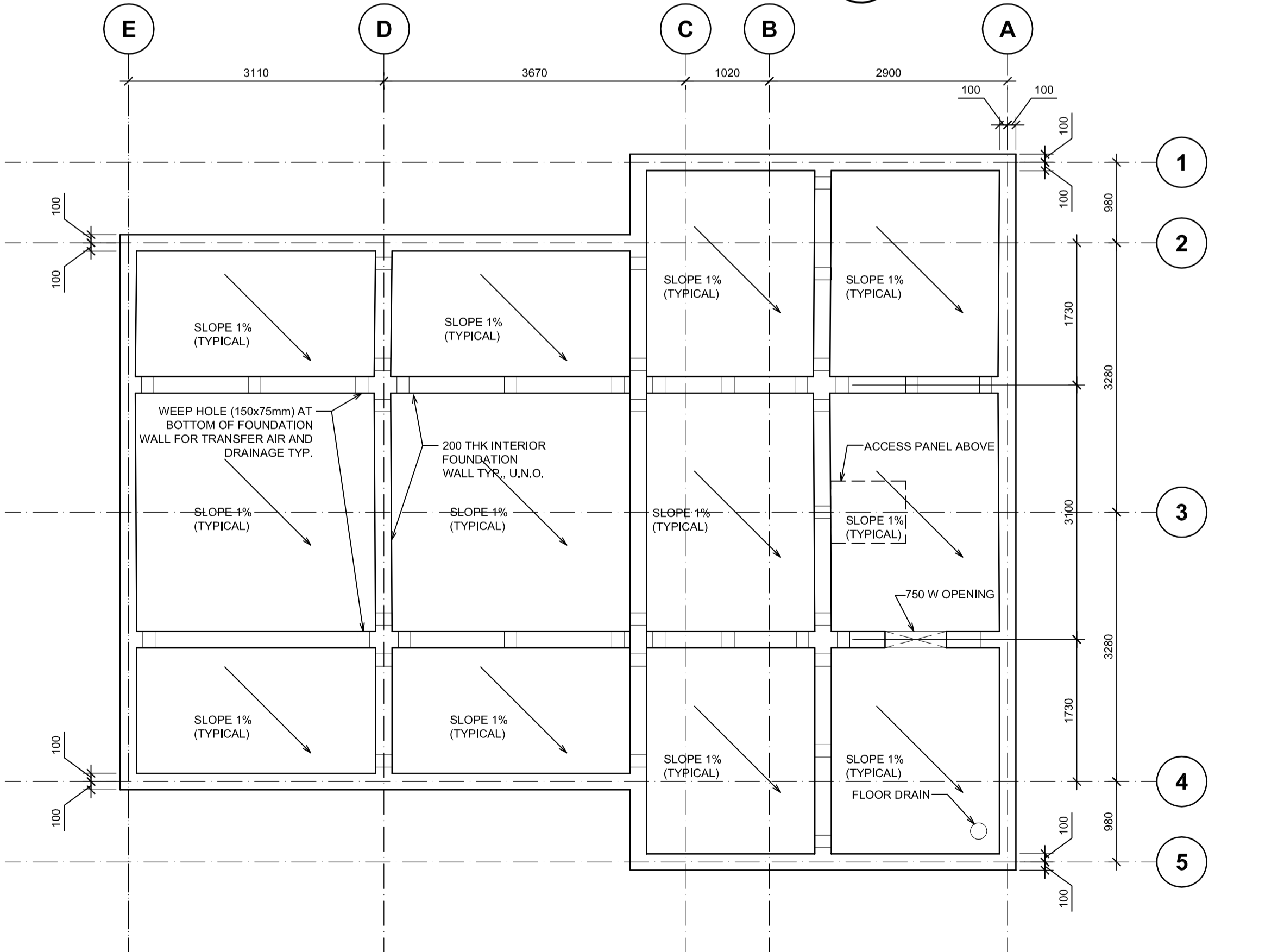
GREEN POINT #4 SLAB EDGE PLAN
1 A-1.6 1:50




GREEN POINT #1 SLAB EDGE PLAN
1 A-1.6 1:50



GREEN POINT #4 RAFT FOUNDATION PLAN
1 A-1.6 1:50



GREEN POINT #1 RAFT FOUNDATION PLAN
1 A-1.6 1:50



Revision/	Description/Description	Date/Date
5		
4		
3	ISSUED FOR TENDER	2017/03/03
2	ISSUED FOR 99%CD	2016/03/10
1	ISSUED FOR 50%CD	2016/02/19
0	ISSUED FOR DD	2016/01/20

Client/client
PARKS CANADA

Project title/Titre du projet
**PACIFIC RIM HIGHWAY
PACIFIC RIM NATIONAL PARK
WASHROOM BUILDINGS
REPLACEMENT**

Consultant Signature Only
Designed by/Concept par
T.Y.
Drawn by/Dessine par
MW
PWSC Project Manager/Administrateur de Projets TPSGC
TOM DUNPHY
Regional Manager, Architectural and Engineering Services
Gestionnaire régionale, Services d'architectural et de génie, TPSGC
PREETIPAL PAUL

Drawing title/Titre du dessin
**GREEN POINT #1 & #4
RAFT FOUNDATION PLAN &
SLAB EDGE PLAN**

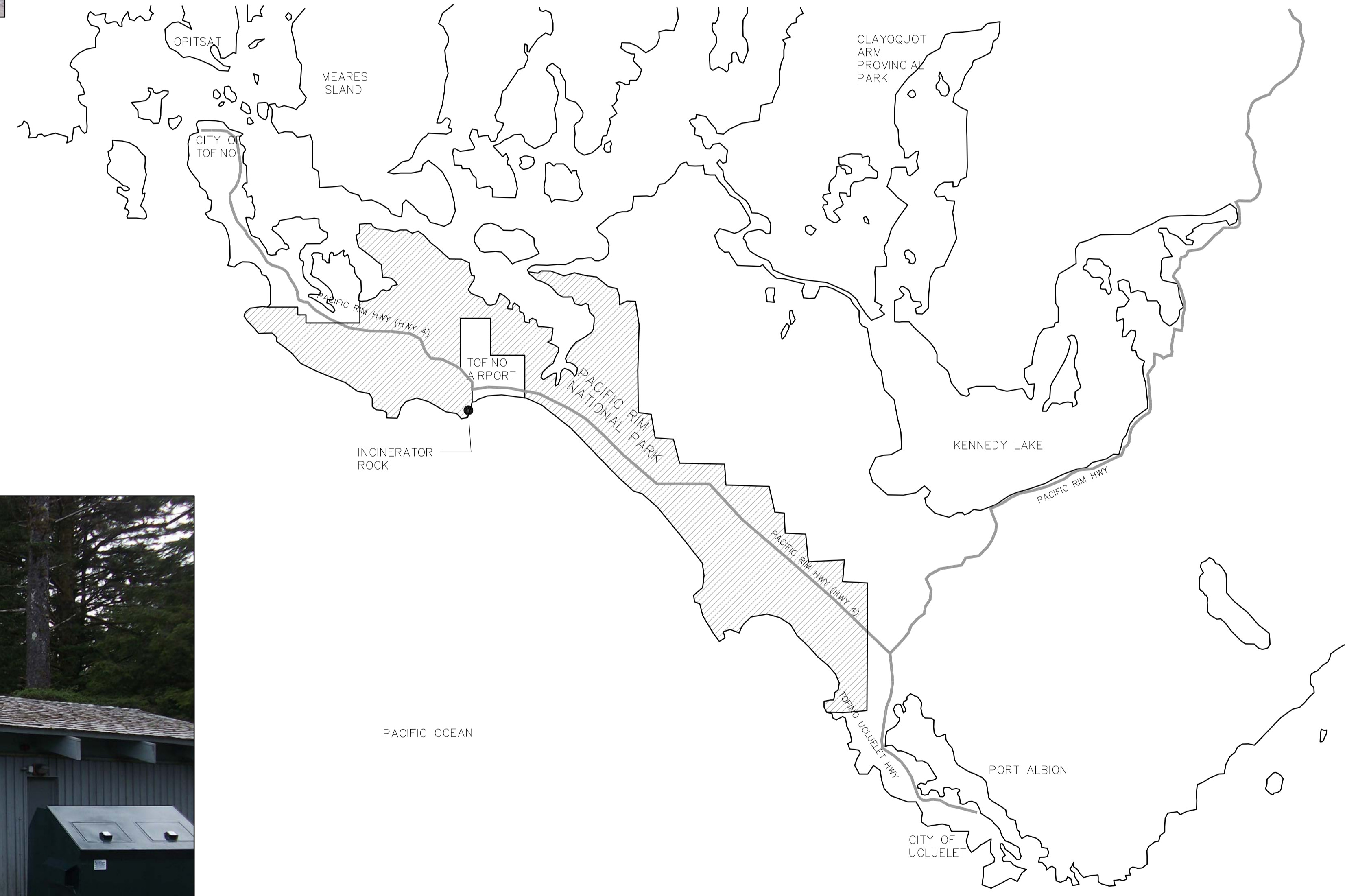
Project No./No. du projet	Sheet/Feuille	Revision no./Le Révision no.
R.078666.001	A-1.6 OF 32	3

PACIFIC RIM NATIONAL PARK WASHROOM BUILDINGS - INCINERATOR ROCK


Pacific Rim Hwy
Ucluelet, British Columbia



EXISTING INCINERATOR ROCK WASHROOM (TO BE DEMOLISHED)



EXISTING INCINERATOR ROCK WASHROOM (TO BE DEMOLISHED)



5		
4		
3	ISSUED FOR TENDER	2017/03/03
2	ISSUED FOR 99%CD	2016/03/10
1	ISSUED FOR 50%CD	2016/02/19
0	ISSUED FOR DD	2016/01/20

Revision/Revision Description/Description Date/Date

Client/client
PARKS CANADA

Project title/Titre du projet
**PACIFIC RIM HIGHWAY
PACIFIC RIM NATIONAL PARK
WASHROOM BUILDINGS
REPLACEMENT**

Consultant Signature Only

Designed by/Concept par
T.Y.

Drawn by/Dessiné par
M.W.


PWGC Project Manager/Administrateur de Projets TPSGC
TOM DUNPHY


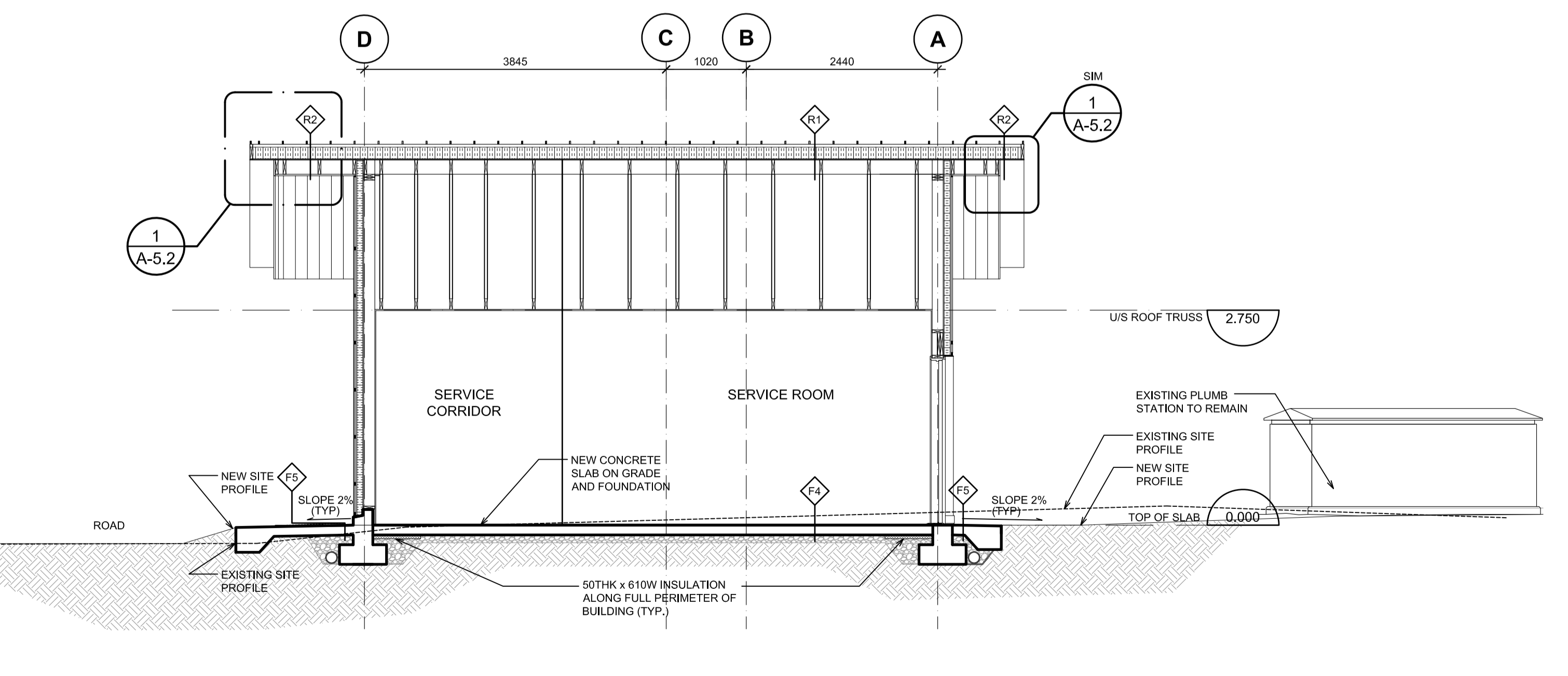
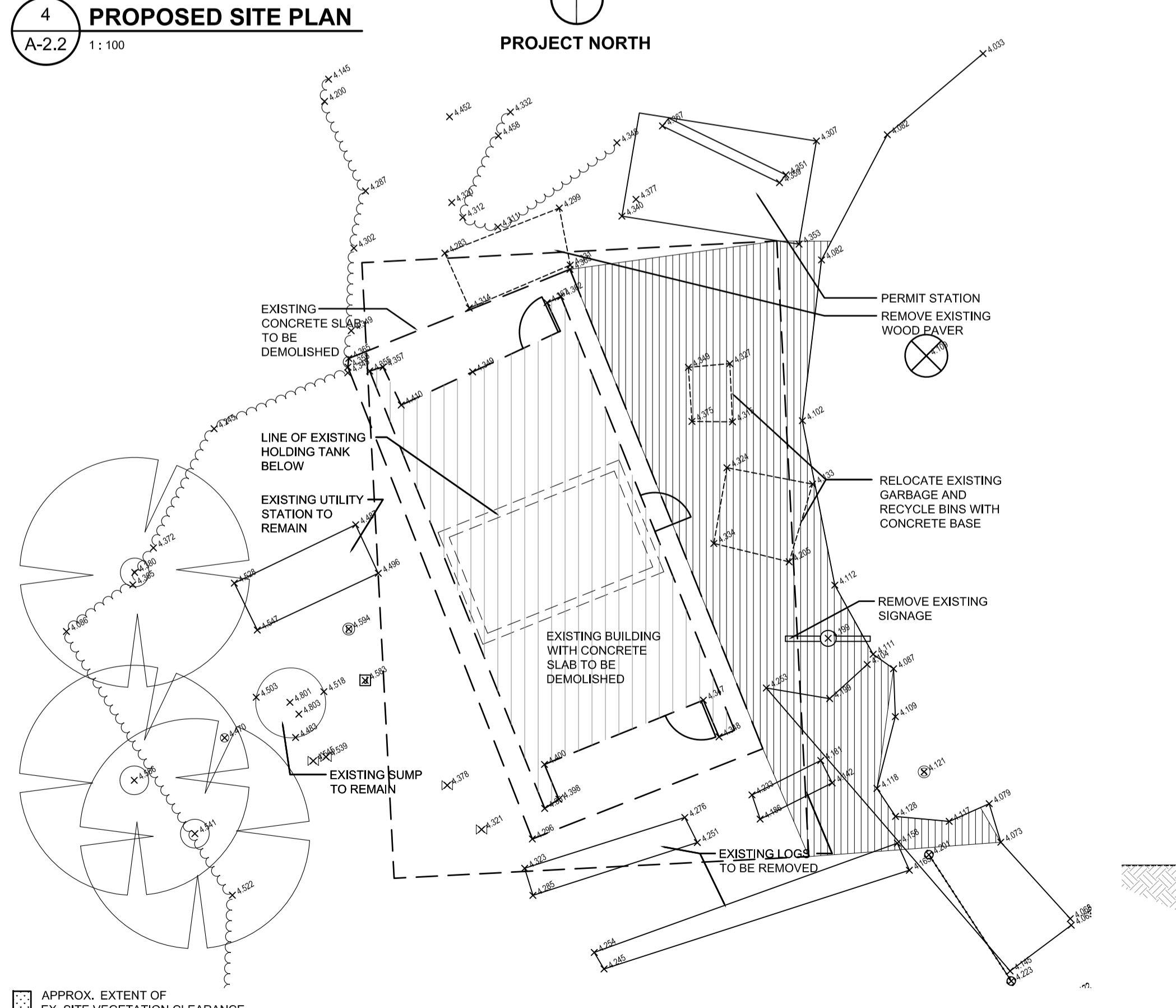
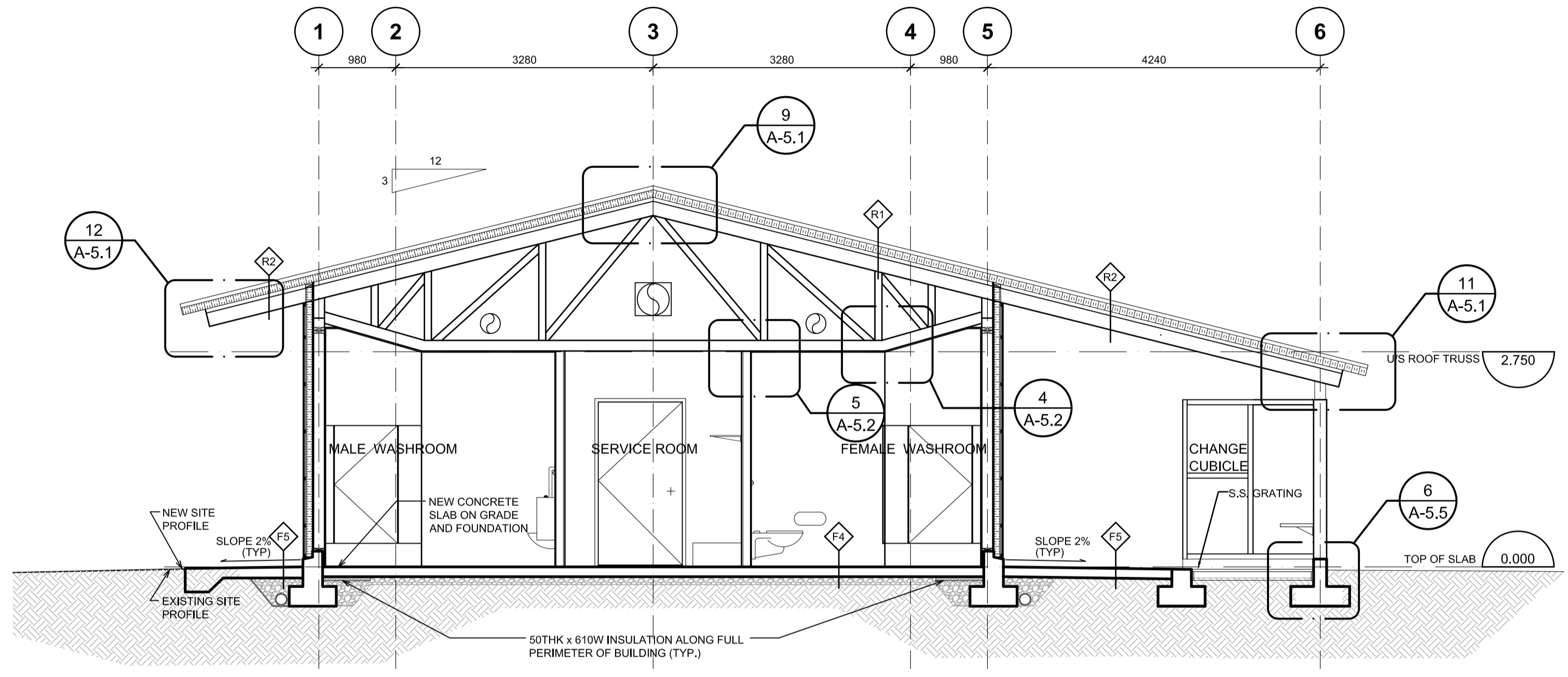
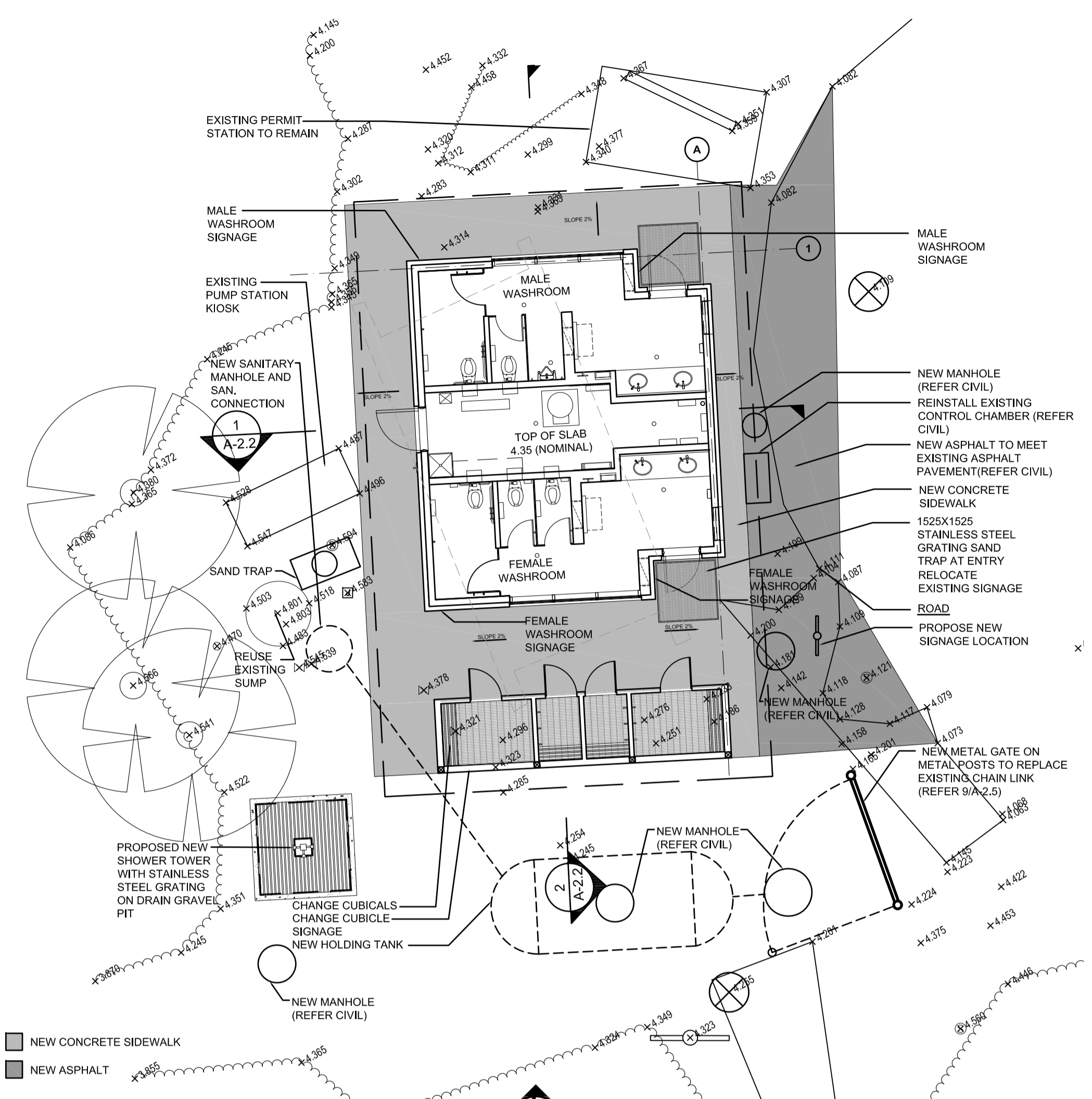
Regional Manager, Architectural and Engineering Services
Gestionnaire régionale, Services d'architectural et de génie, TPSGC
PREETIPAL PAUL

Drawing title/Titre du dessin
**INCINERATOR ROCK
COVER SHEET**

Project No./No. du projet R.078666.001	Sheet/Fauille A-2.1 OF 32	Revision no./ La Révision no. 3
---	--	--

1 PROJECT LOCATION PLAN
A-2.1 N.T.S. PROJECT NORTH





Revision/	Description/Description	Date/Date
5		
4		
3	ISSUED FOR TENDER	2017/03/03
2	ISSUED FOR 995CD	2016/03/10
1	ISSUED FOR 505CD	2016/02/19
0	ISSUED FOR ID	2015/01/20

Client/client
PARKS CANADA

Project title/Titre du projet
**PACIFIC RIM HIGHWAY
PACIFIC RIM NATIONAL PARK
WASHROOM BUILDINGS
REPLACEMENT**

Consultant Signature Only
Designed by/Concept par T.Y.
Drawn by/Dessiné par M.W.
PWGSC Project Manager/Administrateur de Projets TPSGC TOM DUNPHY
Regional Manager, Architectural and Engineering Services Gestionnaire régionale, Services d'architecture et de génie, TPSGC PREETIPAL PAUL

Drawing title/Titre du dessin
**INCINERATOR ROCK
EXISTING/DEMOLITION SITE PLAN,
PROPOSED SITE PLAN,
& SECTIONS**

Project No./No. du projet	Sheet/Fauille	Revision no./ La Révision no.
R.078666.001	A-2.2	3

OF 32

KEY ABBREVIATIONS

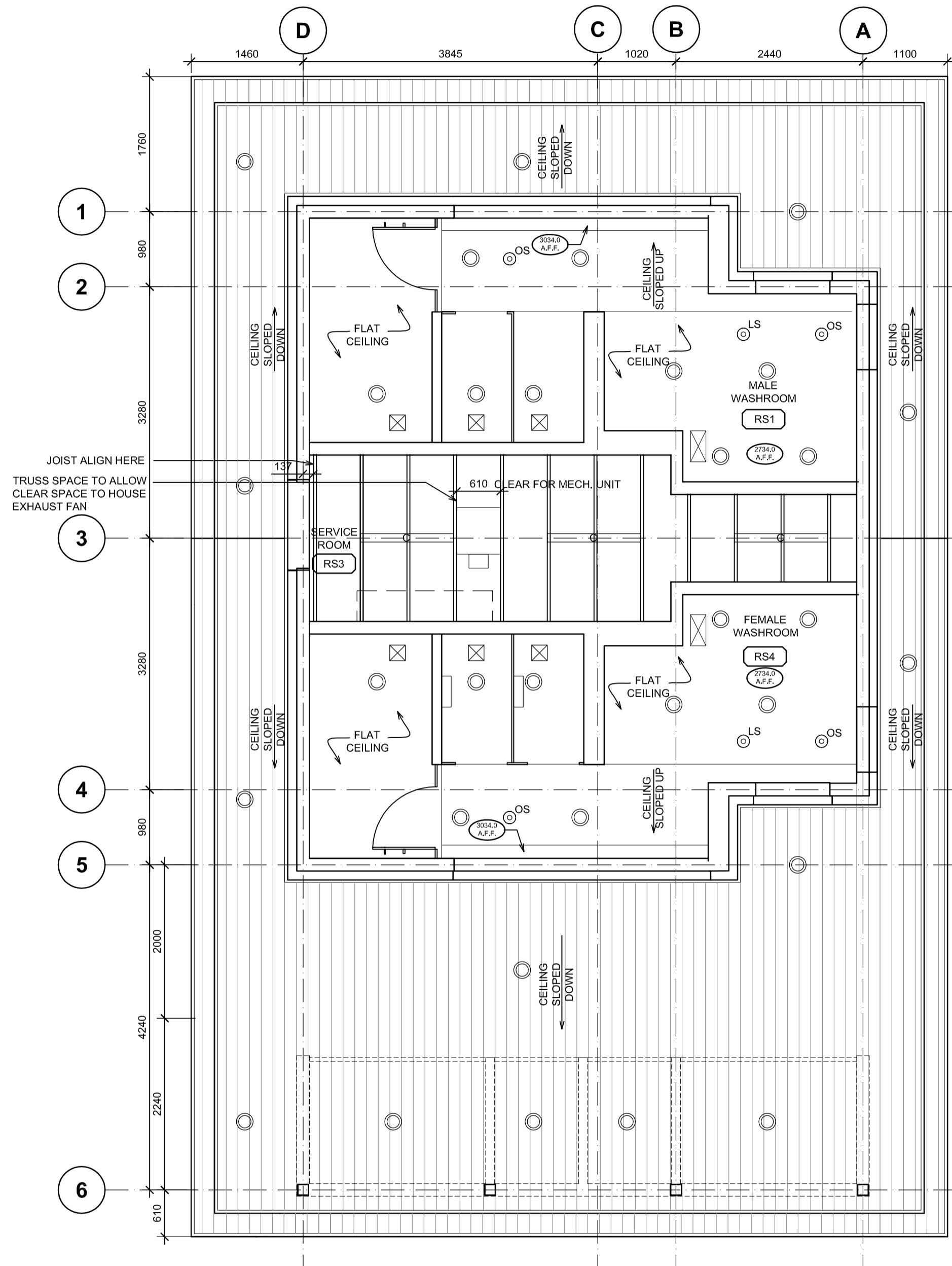
- BCS - BABY CHANGING STATION
- BH - BENCH
- DB - DOOR OPERATOR PUSH BUTTON
- DO - DOOR OPERATOR
- DR - DUPLEX RECEPTACLE (REFER ELEC.)
- DPP - DRAIN SUMP PUMP STATION CONTROL PANEL
- EWHT - ELECTRIC WALL HEATER
- FD - FLOOR DRAIN
- HD - HAND DRYER
- HC-1 - SINGLE COAT HOOK
- HK-3 - HOOK STRIP (# OF HOOKS)
- HK-6 - HOOK STRIP (# OF HOOKS)
- HT - HEATER
- MR - MIRROR
- ND - SANITARY NAPKIN DISPOSAL
- PRT-1 - PORCELAIN TILE 1
- PRT-2 - PORCELAIN TILE 2
- PRT-3 - PORCELAIN TILE 3
- SC - SHOWER CURTAIN (MOUNTED 1850mm AFFL. U.O.N.)
- SD - SOAP DISPENSER
- SH-DS - SHELF-DISABLED STALLS
- SSH - SHOWER SHELF
- TCP - TEMPERATURE CONTROL PANEL
- TP - TOILET PARTITION (MANUFACTURER TO CUSTOMIZE TOP HUNG TOILET PARTITION TO SUIT SLOPED CEILING)
- TS - THERMOSTAT
- TTD-DS - TOILET TISSUE DISPENSER (DISABLED STALLS)

REFLECTED CEILING PLAN LEGEND

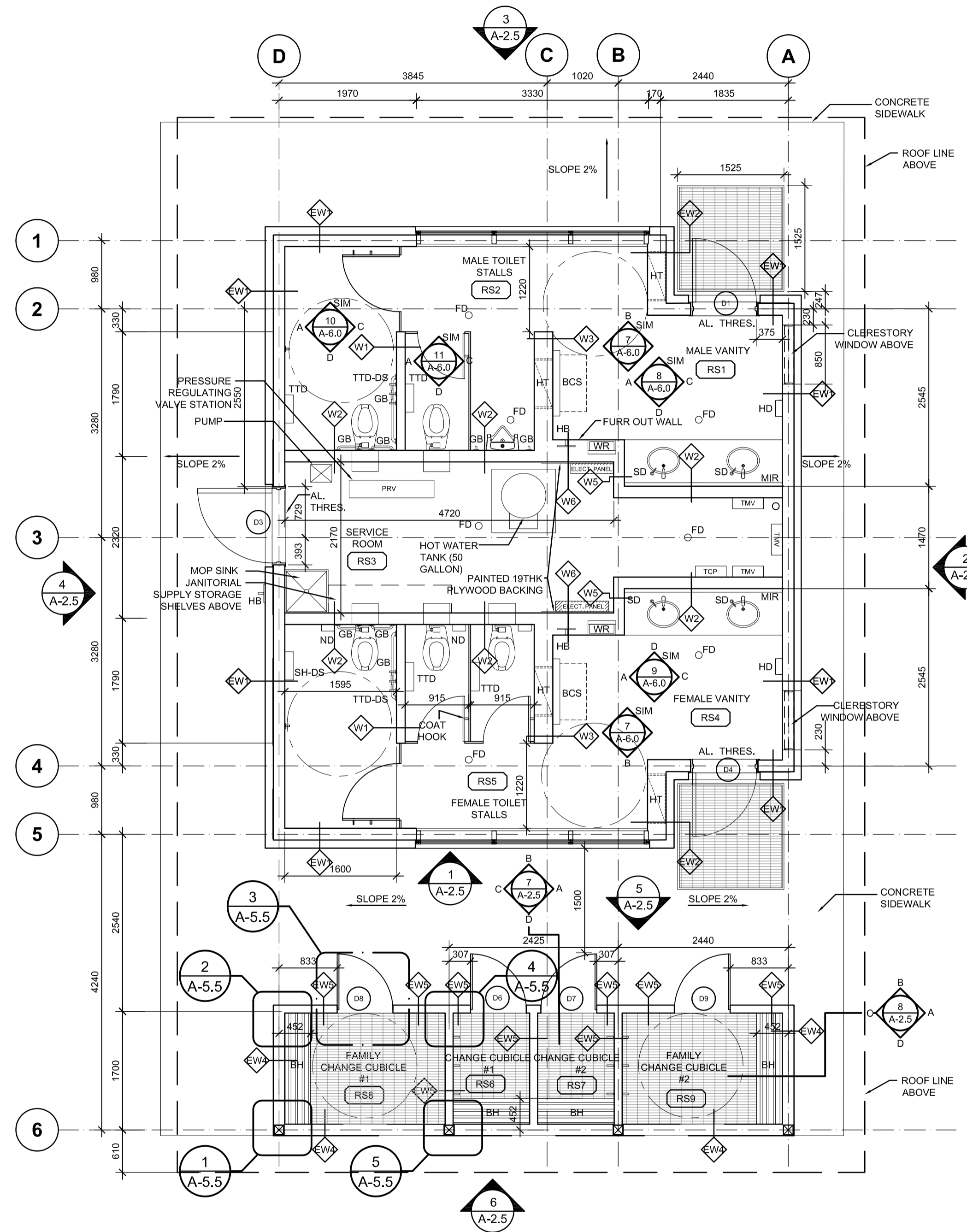
- FC-3 - FIBER CEMENT PANEL COLOR 3
- FC-4 - FIBER CEMENT PANEL COLOR 4
- FCT - FIBER CEMENT PANEL TRIM (TO MATCH CORRESPONDING PANEL COLOR)
- GB - GARBAGE BIN
- MR - PRE-FINISHED METAL ROOF
- MS - 305 WIDE METAL SOFFIT PANEL
- RECESS/POT LIGHT
- SURFACE MOUNT FLUORESCENT LIGHT
- OS - OCCUPANCY SENSOR
- LS - MECH. GRILLE
- DAYLIGHT SENSOR
- CEILING HEIGHT (ABOVE FINISHED FLOOR)

CEILING CONSTRUCTION NOTE:

1. ALL CEILING TO BE 167K MOISTURE RESISTANCE GWB U.N.O.
2. CEILING HEIGHT REFER TO BUILDING SECTIONS



2 INCINERATOR ROCK REFLECTED CEILING PLAN
A-2.3 1:50



1 INCINERATOR ROCK FLOOR PLAN
A-2.3 1:50



Revision/	Description/Description	Date/Date
5		
4		
3	ISSUED FOR TENDER	2017/03/03
2	ISSUED FOR 99%CD	2016/03/10
1	ISSUED FOR 50%CD	2016/02/19
0	ISSUED FOR DD	2016/01/28

Client/client
PARKS CANADA

Project title/Titre du projet
**PACIFIC RIM HIGHWAY
 PACIFIC RIM NATIONAL PARK
 WASHROOM BUILDINGS
 REPLACEMENT**

Consultant Signature Only

Designed by/Concept par
 T.Y.

Drawn by/Dessiné par
 MW

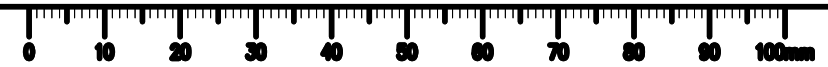
PWGC Project Manager/Administrateur de Projets TPSGC
 TOM DUNPHY

Regional Manager, Architectural and Engineering Services
 Gestionnaire régionale, Services d'architectural et de génie, TPSGC
 PREETIPAL PAUL

Drawing title/Titre du dessin
**INCINERATOR ROCK
 FLOOR PLAN &
 REFLECTED CEILING PLAN**

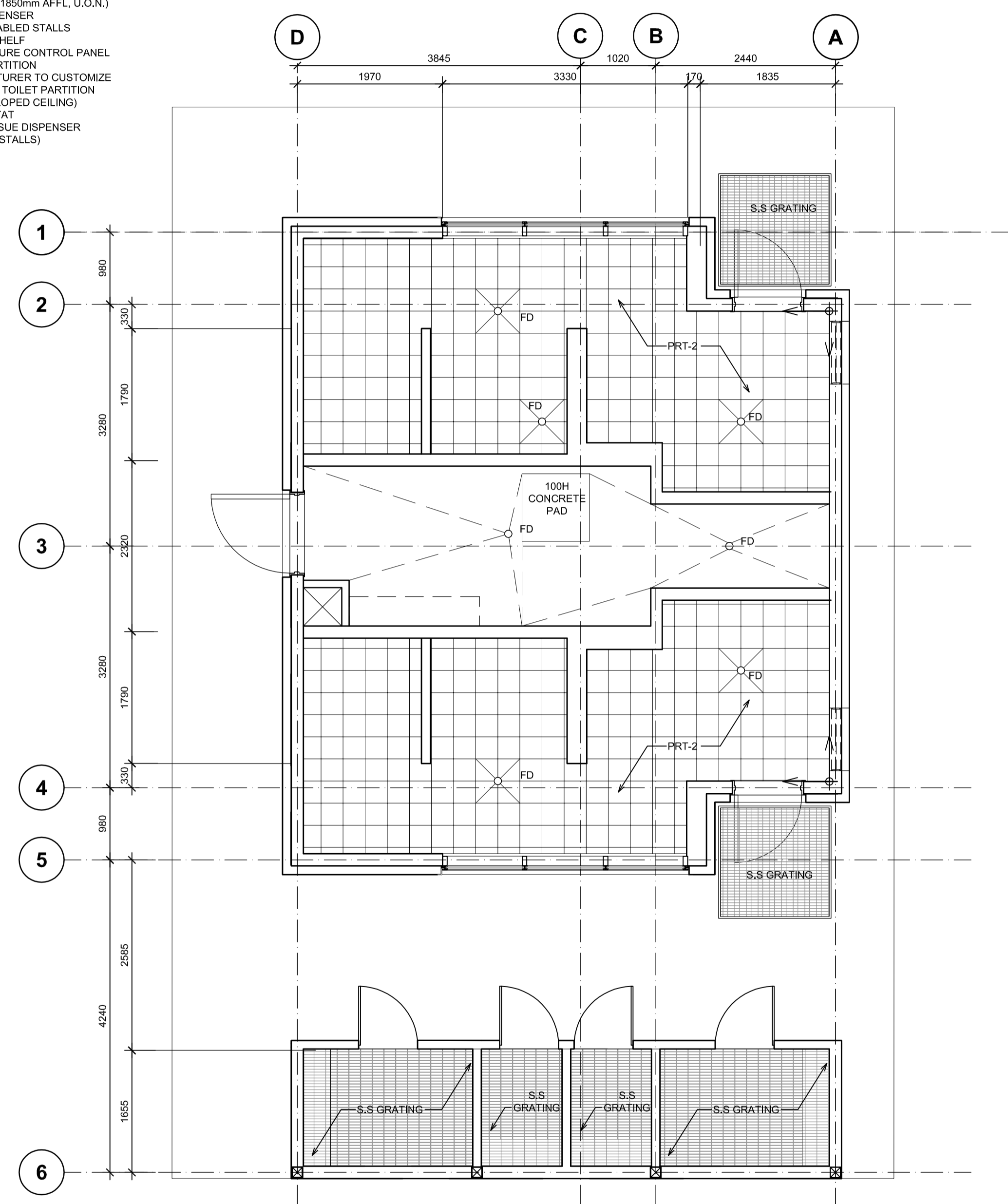
Project No./No. du projet	Sheet/Feuille	Revision no./La Révision no.
R.078666.001	A-2.3	3

OF 32

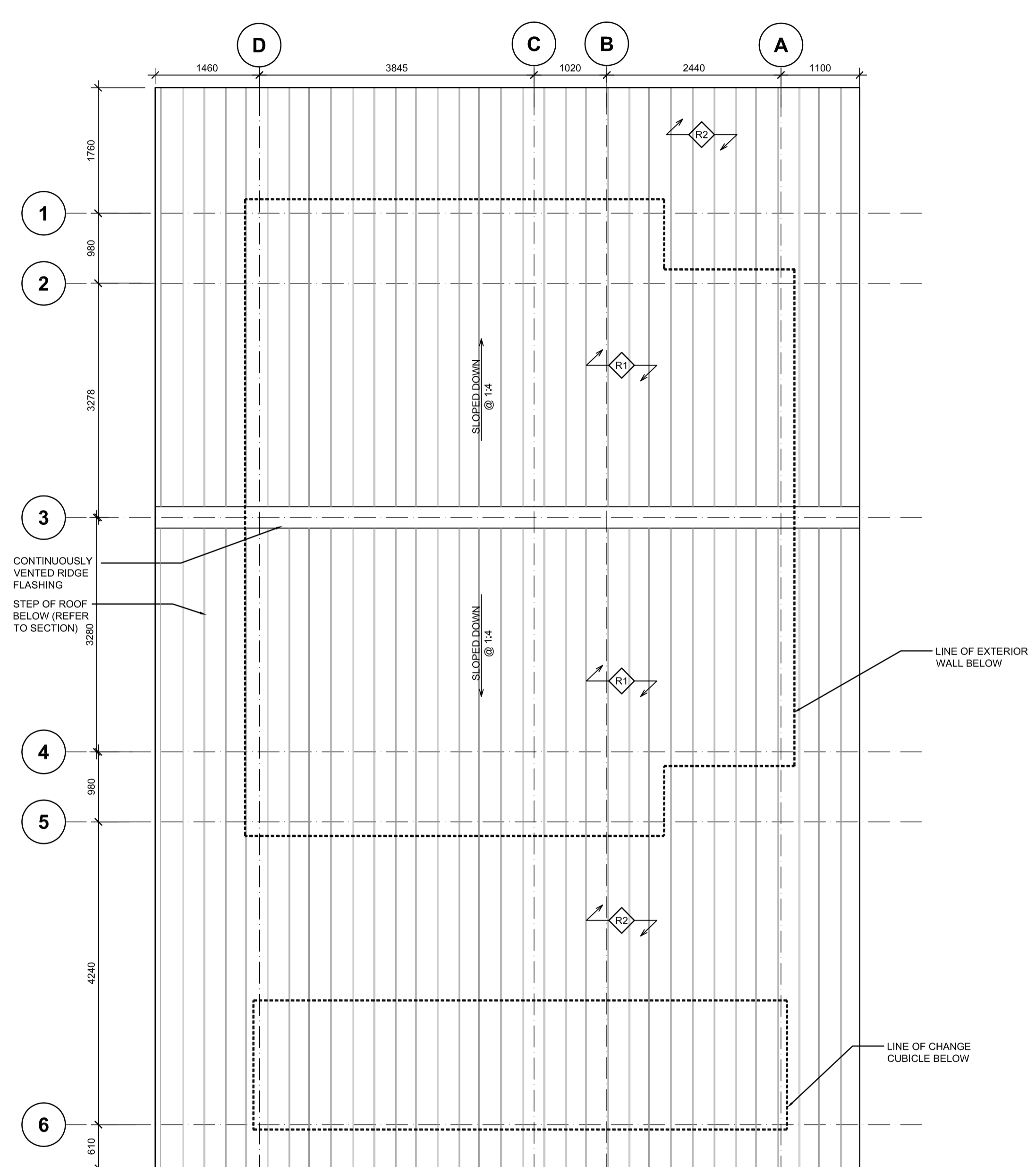


KEY ABBREVIATIONS

- BCS - BABY CHANGING STATION
- BH - BENCH
- DB - DOOR OPERATOR PUSH BUTTON
- DO - DOOR OPERATOR
- DR - DUPLEX RECEPTACLE (REFER ELEC.)
- DPP - DRAIN SUMP PUMP STATION CONTROL PANEL
- EWH - ELECTRIC WALL HEATER
- FD - FLOOR DRAIN
- HD - HAND DRYER
- HC-1 - SINGLE COAT HOOK
- HK-3 - HOOK STRIP (# OF HOOKS)
- HK-6 - HOOK STRIP (# OF HOOKS)
- HT - HEATER
- MR - MIRROR
- ND - SANITARY NAPKIN DISPOSAL
- PRT-1 - PORCELAIN TILE 1
- PRT-2 - PORCELAIN TILE 2
- PRT-3 - PORCELAIN TILE 3
- SC - SHOWER CURTAIN (MOUNTED 1850mm AFFL. U.O.N.)
- SD - SOAP DISPENSER
- SH-DS - SHELF-DISABLED STALLS
- SSH - SHOWER SHELF
- TOP - TEMPERATURE CONTROL PANEL
- TP - TOILET PARTITION (MANUFACTURER TO CUSTOMIZE TOP HUNG TOILET PARTITION TO SUIT SLOPED CEILING)
- TS - THERMOSTAT
- TTD-DS - TOILET TISSUE DISPENSER (DISABLED STALLS)



2 INCINERATOR ROCK FLOOR TILE PATTERN
A-2.4 1:50



1 INCINERATOR ROCK ROOF PLAN
A-2.4 1:50



Revision/	Description/Description	Date/Date
5		
4		
3	ISSUED FOR TENDER	2017/03/03
2	ISSUED FOR 99%CD	2016/03/10
1	ISSUED FOR 50%CD	2016/02/19
0	ISSUED FOR DD	2016/01/20

Client/client
PARKS CANADA

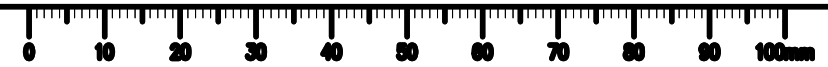
Project title/Titre du projet
**PACIFIC RIM HIGHWAY
PACIFIC RIM NATIONAL PARK
WASHROOM BUILDINGS
REPLACEMENT**

Consultant Signature Only
Designed by/Concept par
T.Y.
Drawn by/Dessiné par
MW
PWGSC Project Manager/Administrateur de Projets TPSGC
TOM DUNPHY
Regional Manager, Architectural and Engineering Services
Gestionnaire régionale, Services d'architectural et de génie, TPSGC
PREETIPAL PAUL

Drawing title/Titre du dessin
**INCINERATOR ROCK
ROOF PLAN
& FLOOR TILE PATTERN PLAN**

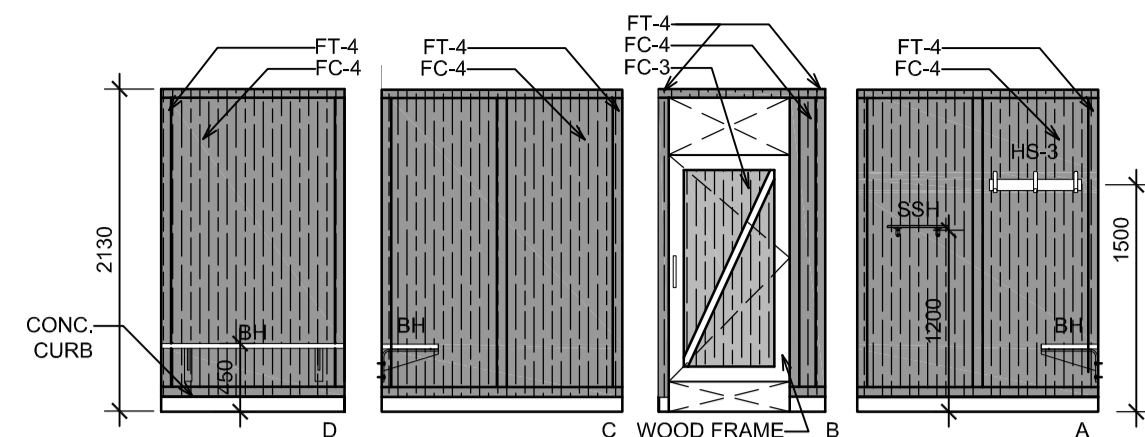
Project No./No. du projet	Sheet/Feuille	Revision no./La Révision no.
R.078666.001	A-2.4	3

OF 32

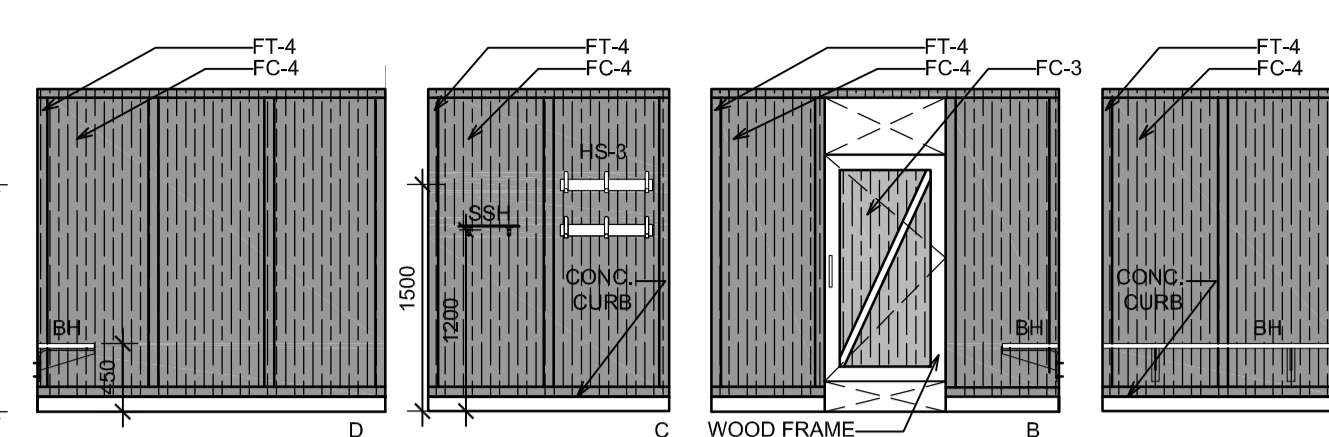


EXTERIOR FINISHES LEGEND

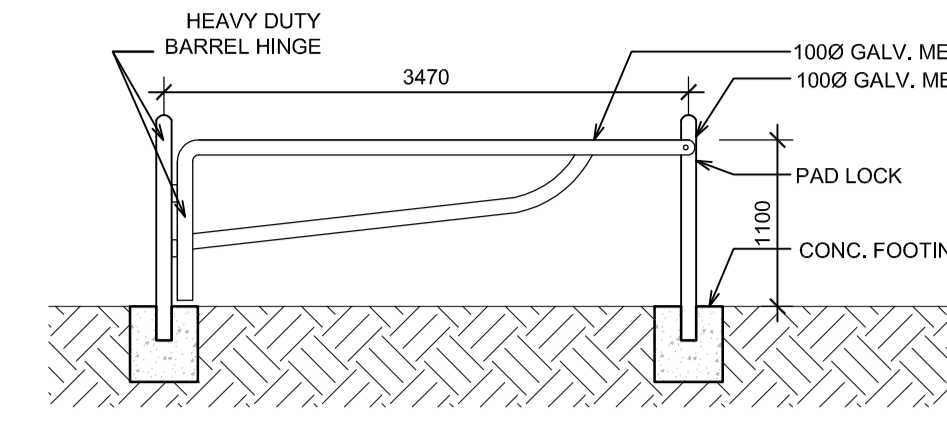
- DR - WATER PROOF DUPLEX RECEPTACLE (REFER ELEC.)
- FC-1 - FIBER CEMENT PANEL COLOR 1
- FC-2 - FIBER CEMENT PANEL COLOR 2
- FC-3 - FIBER CEMENT PANEL COLOR 3
- FC-4 - FIBER CEMENT PANEL COLOR 4
- FCT - FIBER CEMENT PANEL TRIM (TO MATCH CORRESPONDING PANEL COLOR)
- GC - GARBAGE CONTAINER
- GL1 - GLAZING TYPE 1
- GL2 - GLAZING TYPE 2
- HB - HOSE BIBB
- MF - PRE-FINISHED METAL FLASHING
- ML - ALUMINUM LOUVRE
- MR - PRE-FINISHED METAL ROOF
- MSR - MOTION SENSOR
- PC - PHOTOCELL
- SM - SHOWER MIXER
- SWH - SHOWER HEAD
- TOP HUNG OPENABLE WINDOW



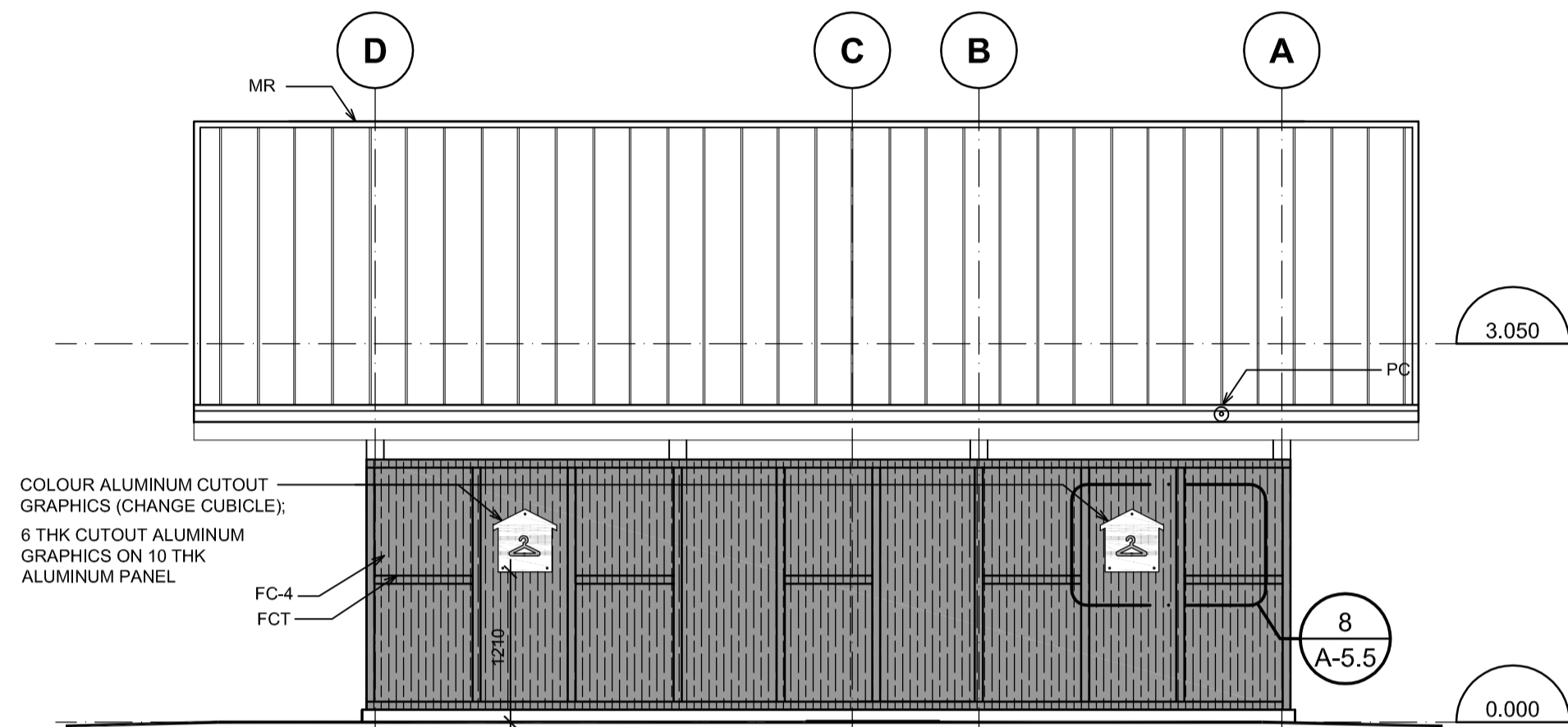
7 CHANGE CUBICLE INTERIOR ELEVATIONS
A-2.5 1:50



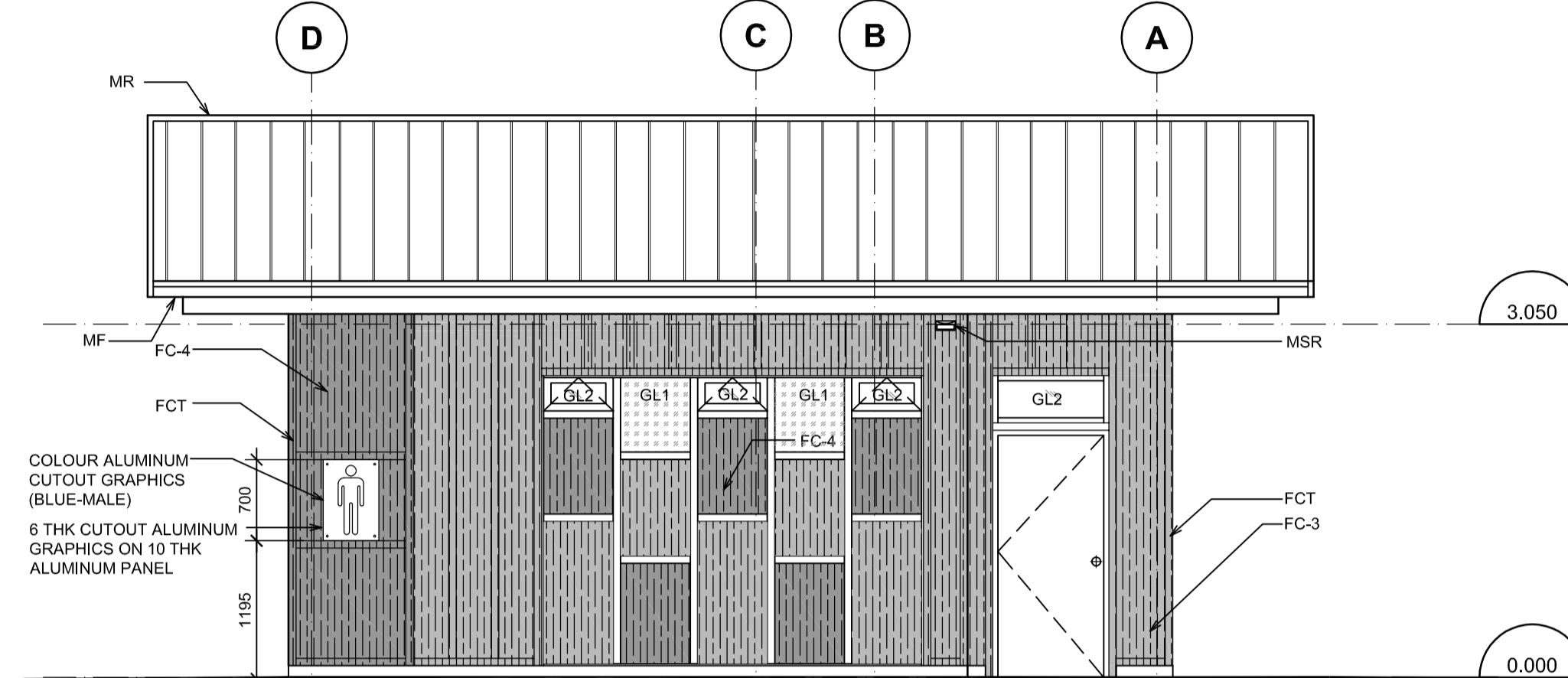
8 FAMILY CHANGE CUBICLE INTERIOR ELEVATIONS
A-2.5 1:50



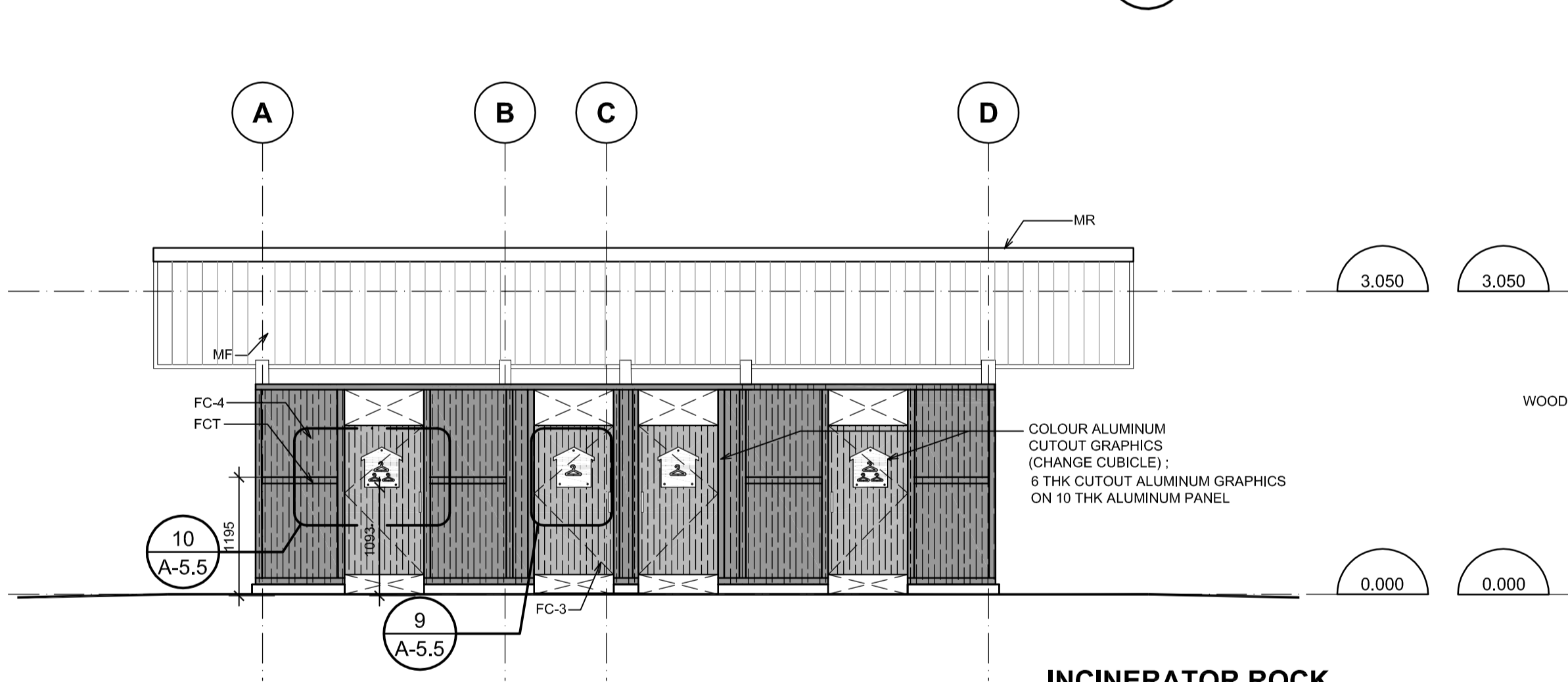
9 METAL GATE ELEVATION
A-2.5 1:50



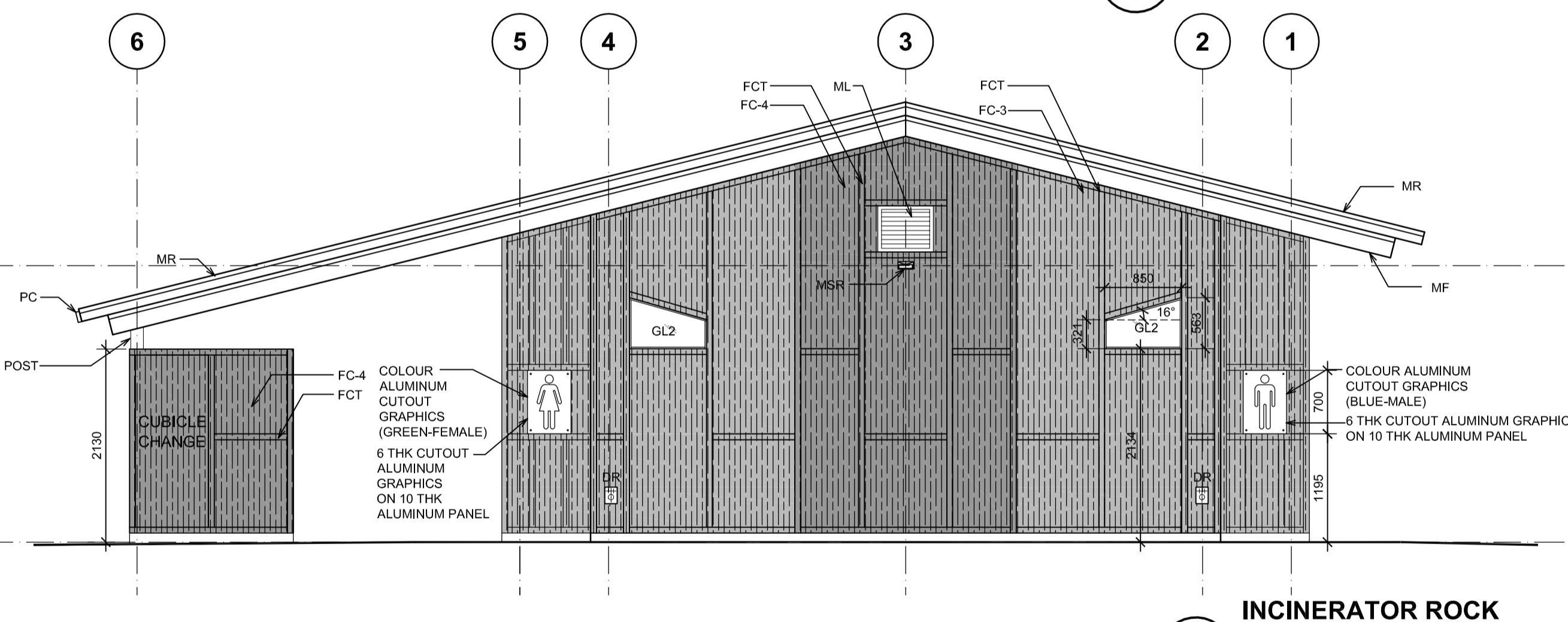
6 INCINERATOR ROCK BUILDING ELEVATION - D2
A-2.5 1:50



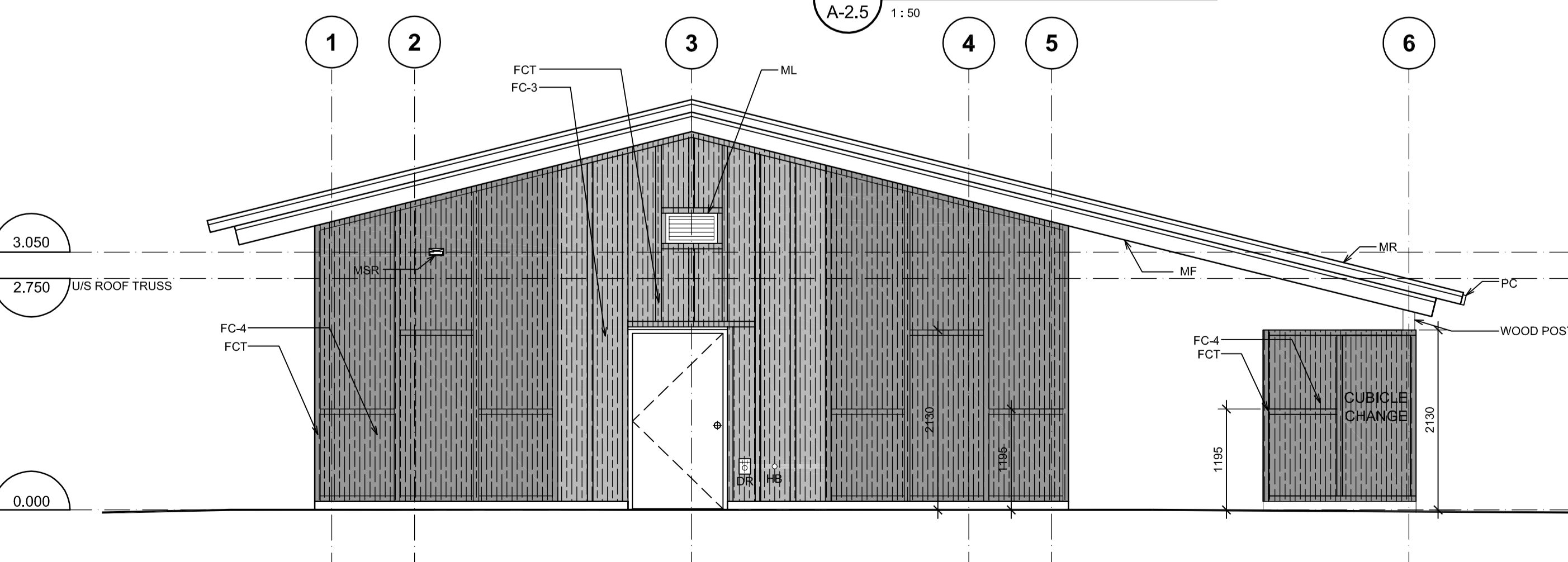
3 INCINERATOR ROCK BUILDING ELEVATION - C
A-2.5 1:50



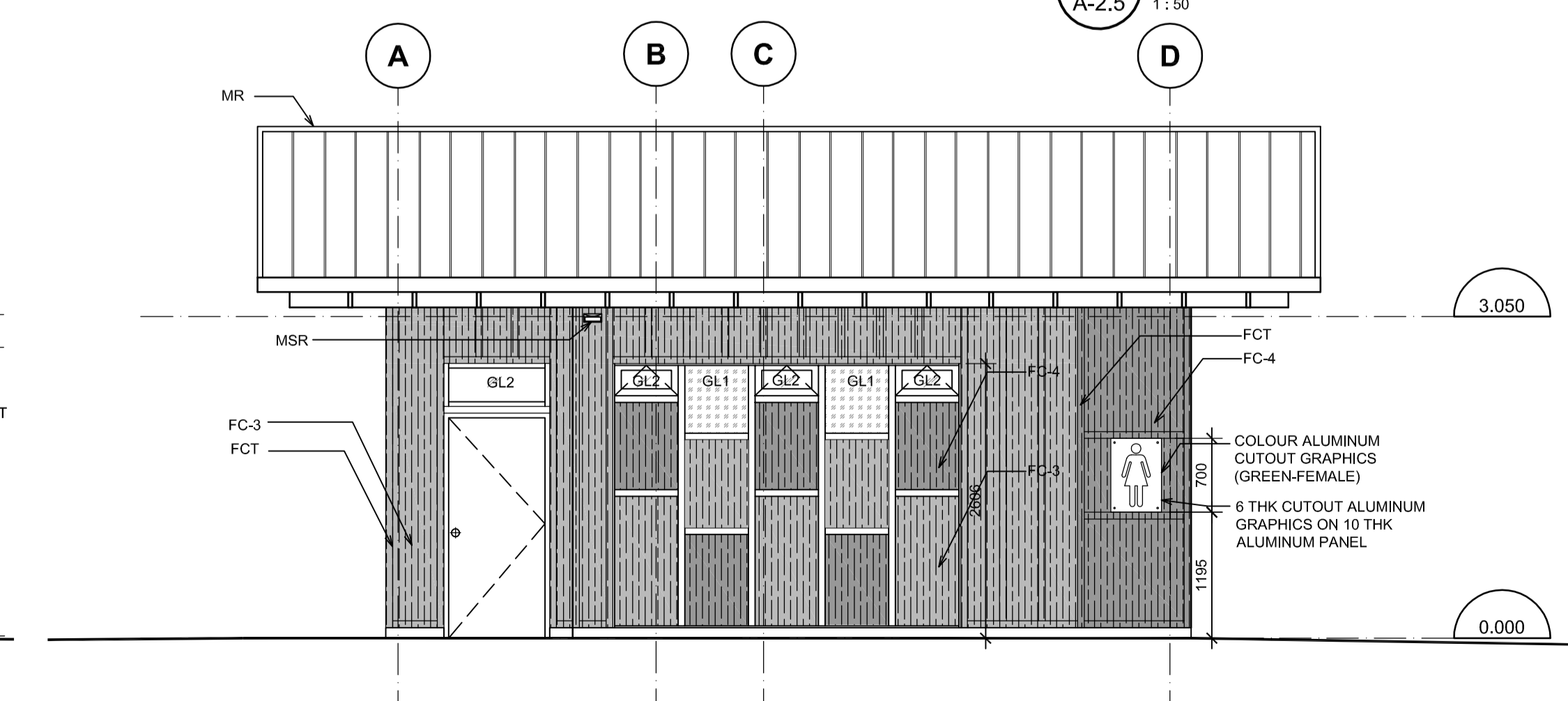
5 INCINERATOR ROCK BUILDING ELEVATION - D1
A-2.5 1:50




2 INCINERATOR ROCK BUILDING ELEVATION - B
A-2.5 1:50



4 INCINERATOR ROCK BUILDING ELEVATION - D
A-2.5 1:50



1 INCINERATOR ROCK BUILDING ELEVATION - A
A-2.5 1:50



Revision/Revisión	Description/Description	Date/Date
5		
4		
3	ISSUED FOR TENDER	2017/03/03
2	ISSUED FOR 99XCD	2016/03/10
1	ISSUED FOR 50XCD	2016/02/19
0	ISSUED FOR DD	2016/01/20


Client/client: **PARKS CANADA**

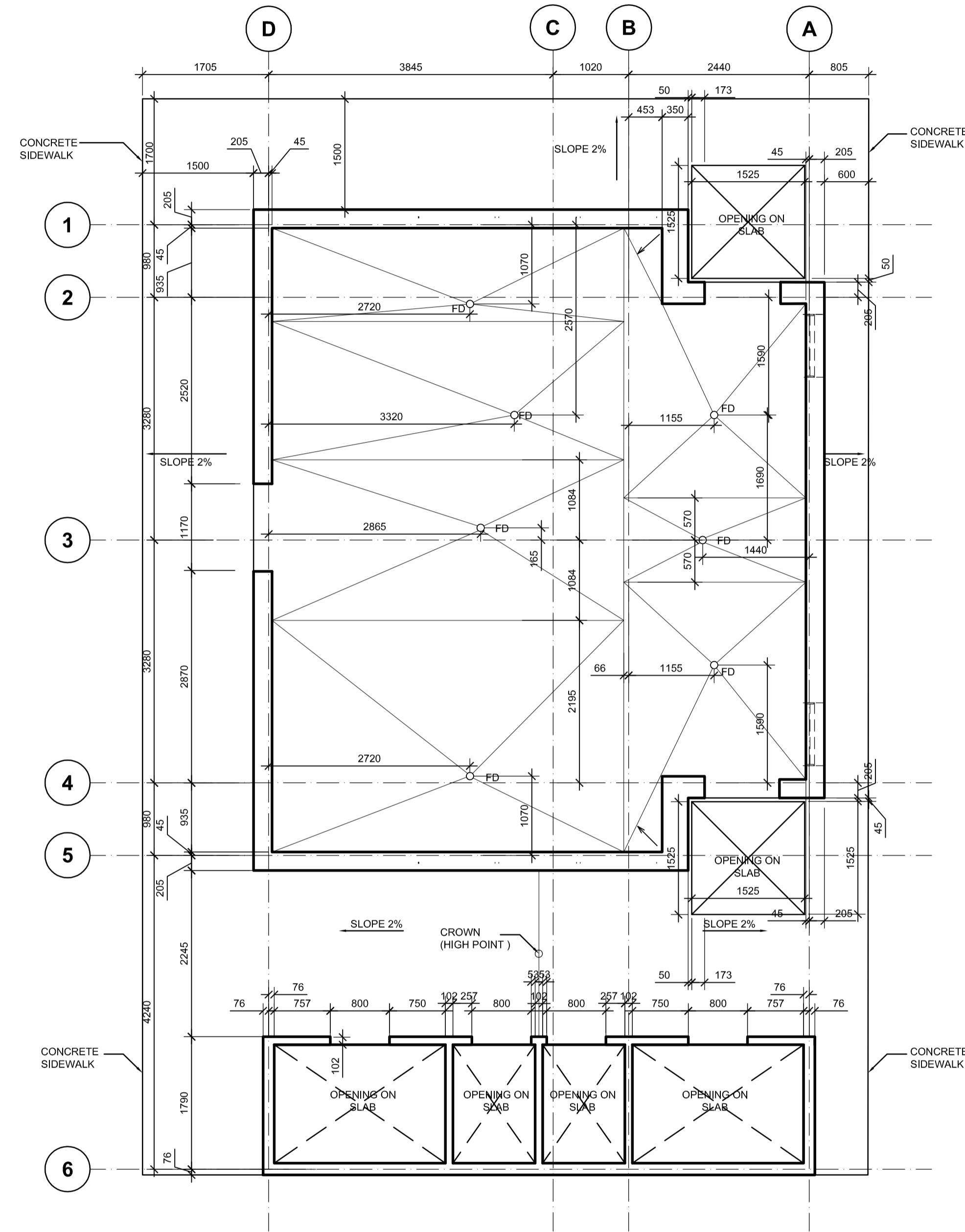
Project title/Titre du projet: **PACIFIC RIM HIGHWAY
PACIFIC RIM NATIONAL PARK WASHROOM BUILDINGS REPLACEMENT**

Designed by/Concept par: **T.Y.**
Drawn by/Dessiné par: **MW**
PWSSC Project Manager/Administrateur de Projets: **TPSSG TOM DUNPHY**
Regional Manager, Architectural and Engineering Services / Gestionnaire régionale, Services d'architectural et de génie, TPSSG: **PREETIPAL PAUL**

Drawing title/Titre du dessin: **INCINERATOR ROCK BUILDING ELEVATIONS**

Project No./No. du projet	Sheet/Feuille	Revision no./La Révision no.
R.078666.001	A-2.5 OF 32	3





1 INCINERATOR ROCK SLAB EDGE PLAN
A-2.6 1:50



5		
4		
3	ISSUED FOR TENDER	2017/03/03
2	ISSUED FOR 99%CD	2016/03/10
1	ISSUED FOR 50%CD	2016/02/19
0	ISSUED FOR DD	2016/01/20

Revision/Revision Description/Description Date/Date

Client/client
PARKS CANADA

Project title/Titre du projet
**PACIFIC RIM HIGHWAY
PACIFIC RIM NATIONAL PARK
WASHROOM BUILDINGS
REPLACEMENT**

Consultant Signature Only

Designed by/Concept par
T.Y.

Drawn by/Dessiné par
MW

PWGSC Project Manager/Administrateur de Projets TPSGC
TOM DUNPHY

Regional Manager, Architectural and Engineering Services
Gestionnaire régionale, Services d'architecture et de génie, TPSGC
PREETIPAL FAUL

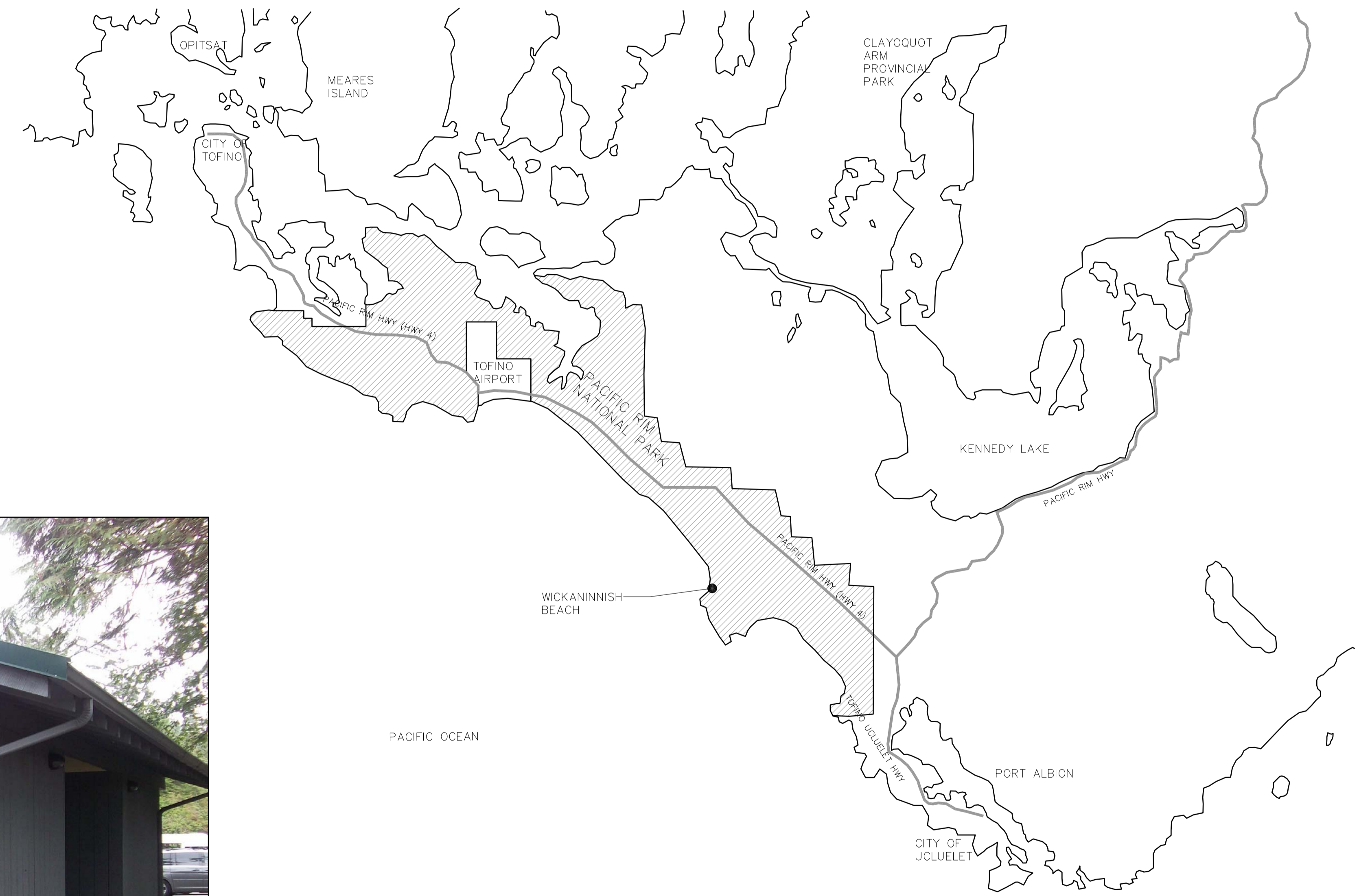
Drawing title/Titre du dessin

**INCINERATOR ROCK
SLAB EDGE PLAN**

Project No./No. du projet R.078666.001	Sheet/Feuille A-2.6 OF 32	Revision no./ La Révision no. 3
--	--	--

PACIFIC RIM NATIONAL PARK WASHROOM BUILDINGS - WICKANINNISH BEACH

Pacific Rim Hwy
Ucluelet, British Columbia



EXISTING WICKANINNISH BEACH WASHROOM (TO BE DEMOLISHED)



5		
4		
3	ISSUED FOR TENDER	2017/03/03
2	ISSUED FOR 99%CD	2016/03/10
1	ISSUED FOR 50%CD	2016/02/19
0	ISSUED FOR DD	2016/01/20

Client/client
PARKS CANADA


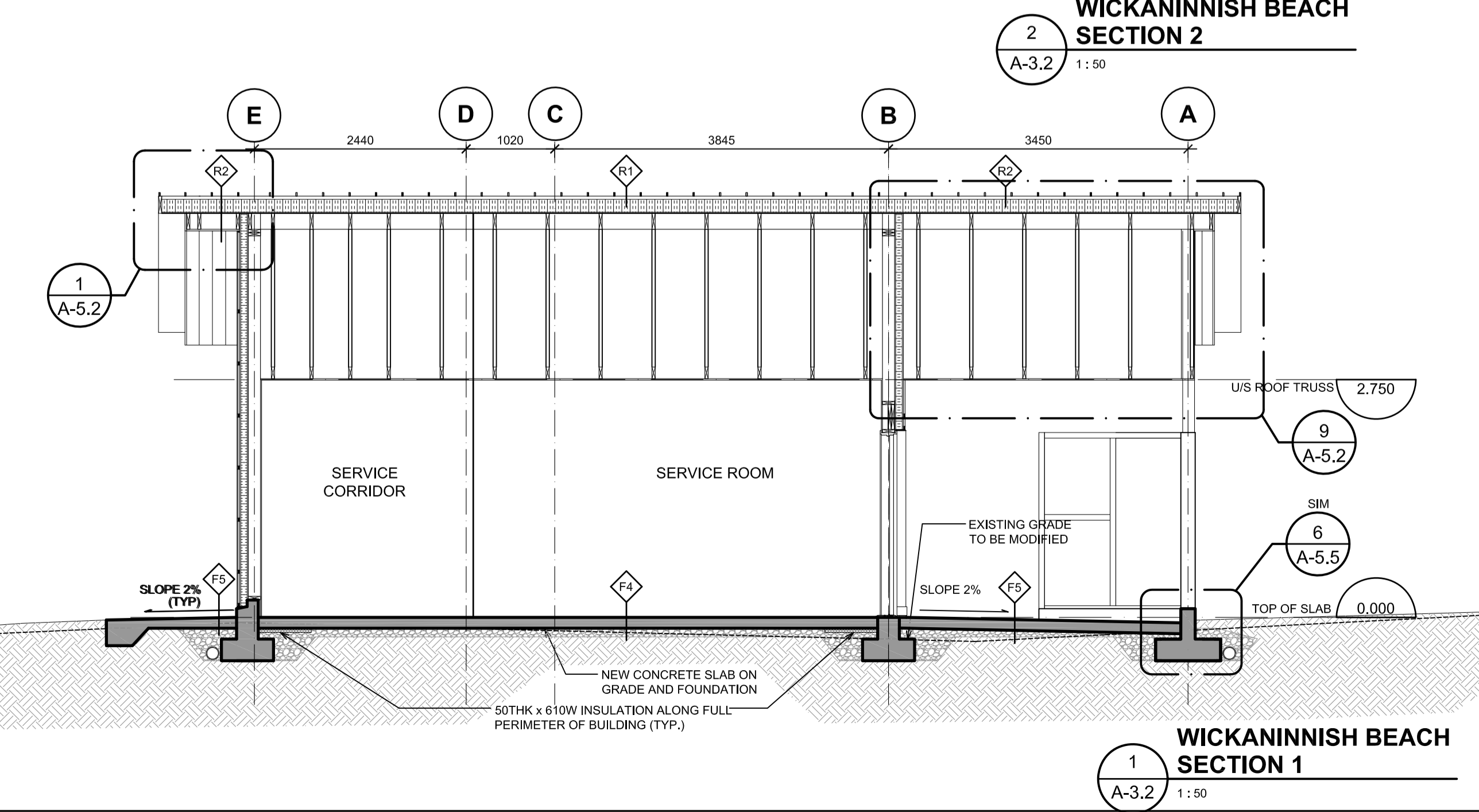
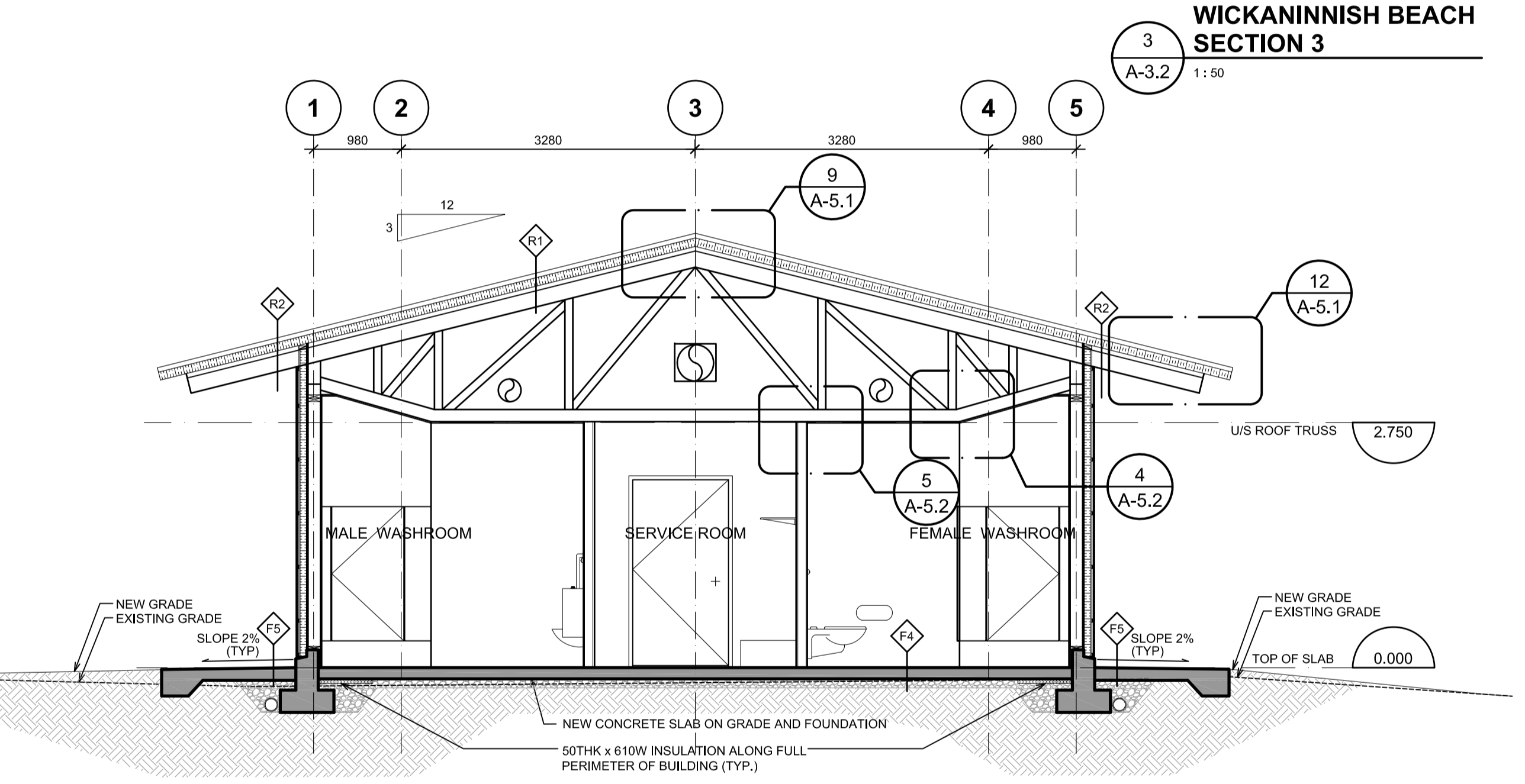
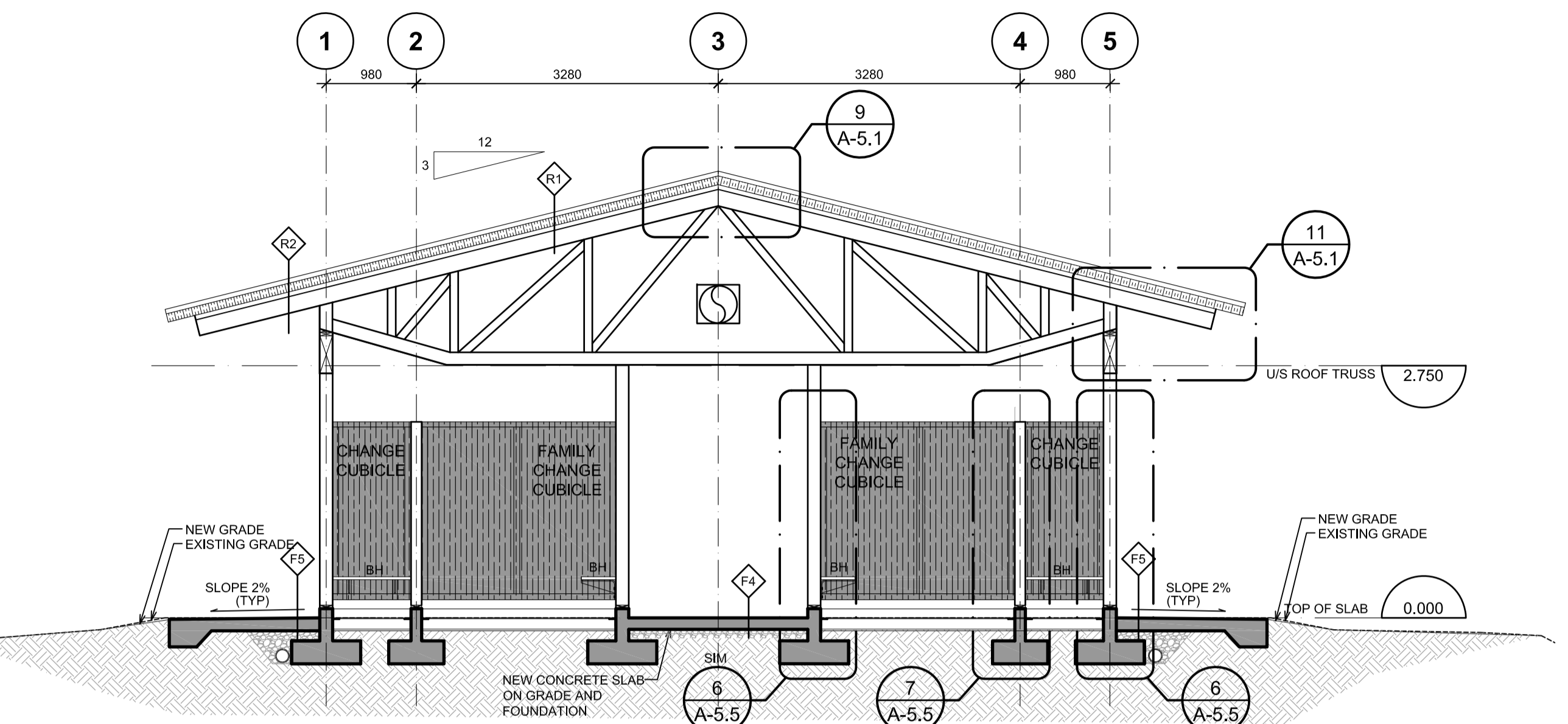
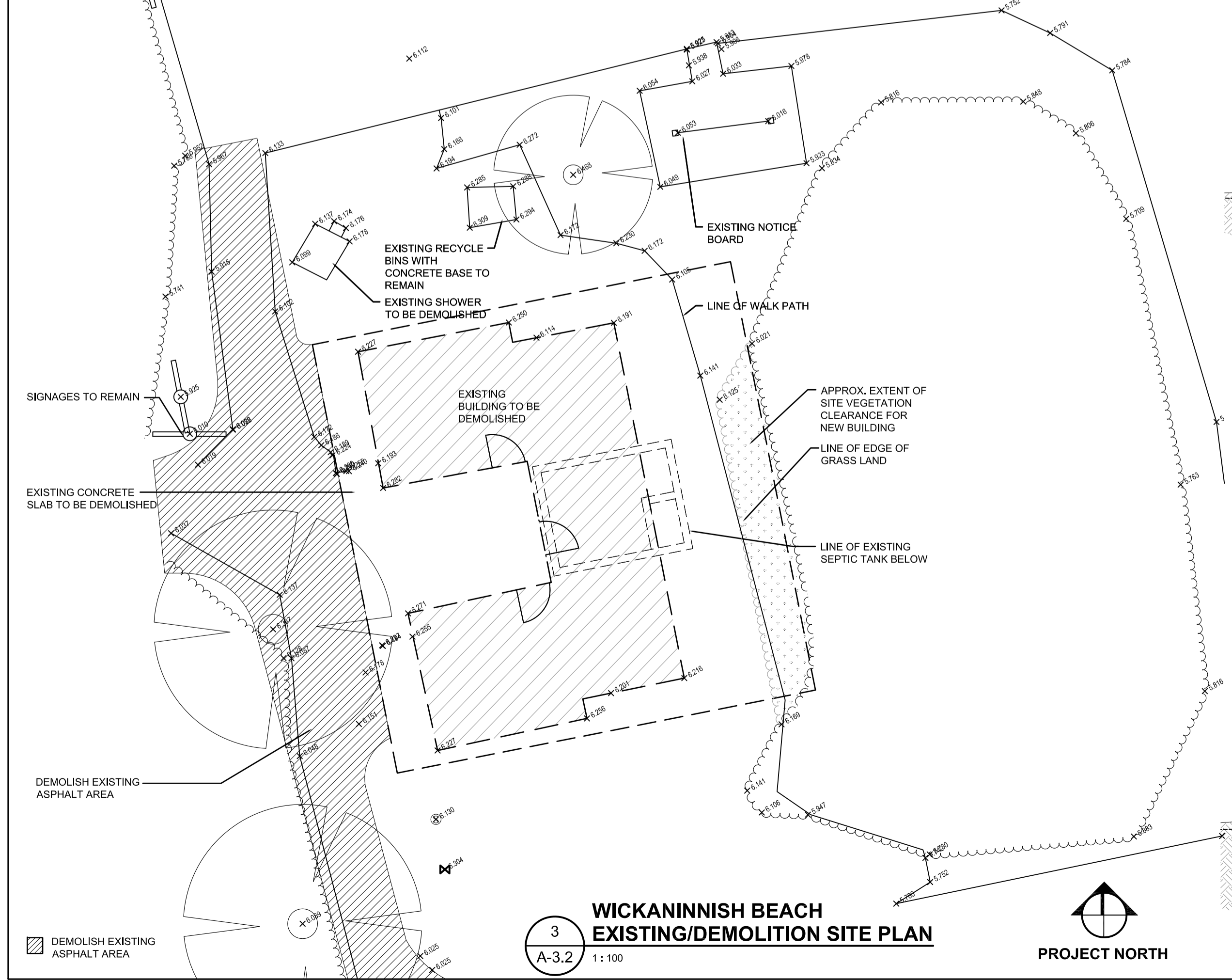
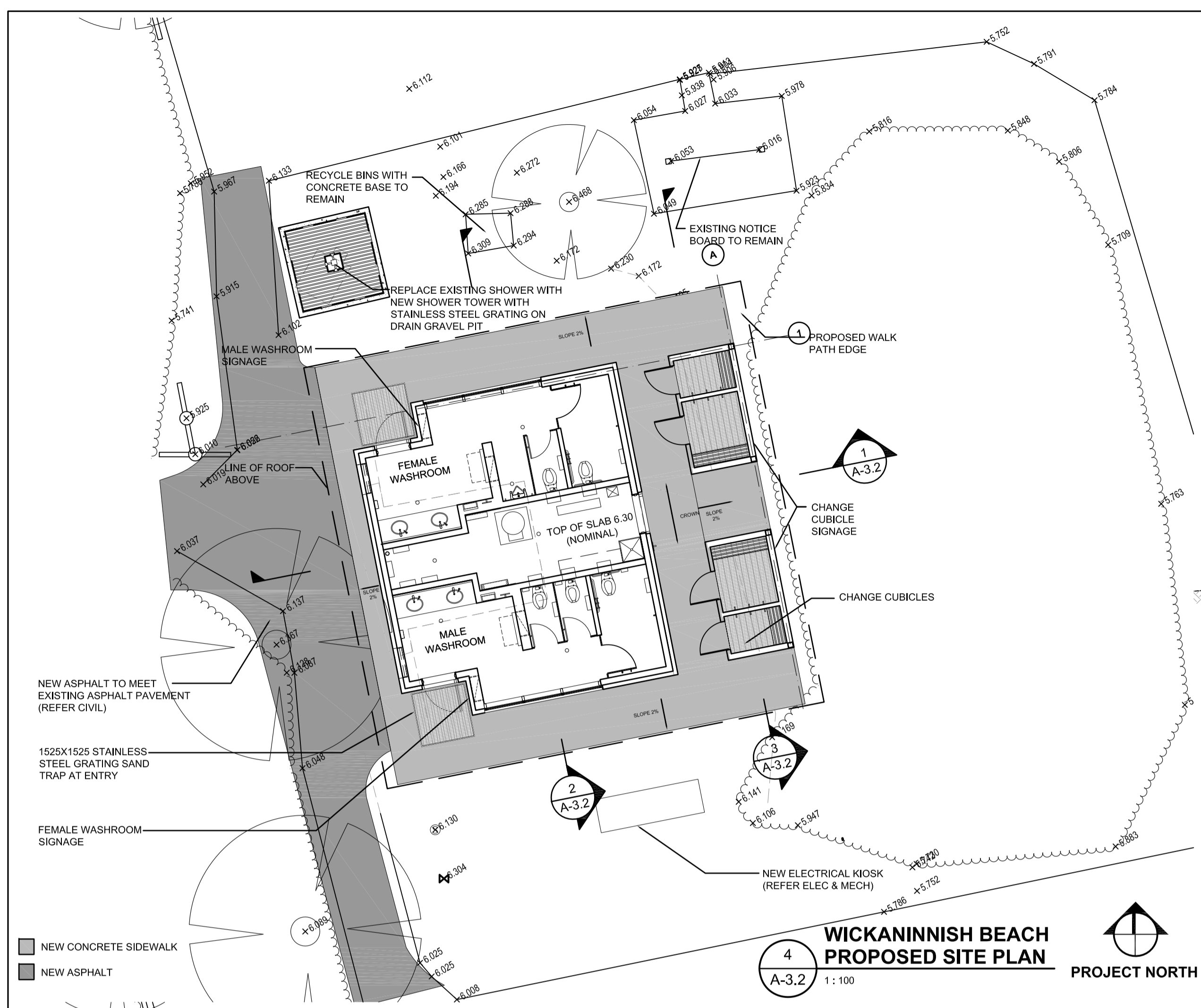
Project title/Titre du projet
**PACIFIC RIM HIGHWAY
PACIFIC RIM NATIONAL PARK
WASHROOM BUILDINGS
REPLACEMENT**

Consultant Signature Only
Designed by/Concept par
T.Y.
Drawn by/Dessiné par
M.W.
PWGSC Project Manager/Administrateur de Projets TPSGC
TOM DUNPHY
Regional Manager, Architectural and Engineering Services
Gestionnaire régionale, Services d'architecture et de génie, TPSGC
PREETIPAL PAUL

Drawing title/Titre du dessin
**WICKANINNISH BEACH
COVER SHEET**

Project No./No. du projet R.078666.001	Sheet/Fauille A-3.1 OF 32	Revision no./ La Révision no. 3
---	--	---

1 PROJECT LOCATION PLAN
A-3.1 N.T.S. PROJECT NORTH



Revision/	Description/Description	Date/Date
5		
4		
3	ISSUED FOR TENDER	2017/03/03
2	ISSUED FOR 99%CD	2016/03/10
1	ISSUED FOR 50%CD	2016/02/19
0	ISSUED FOR DD	2016/01/20

Client/client
PARKS CANADA

Project title/Titre du projet
**PACIFIC RIM HIGHWAY
PACIFIC RIM NATIONAL PARK
WASHROOM BUILDINGS
REPLACEMENT**

Consultant Signature Only
Designed by/Concept par
T.Y.
Drawn by/Dessiné par
MW
PWGSC Project Manager/Administrateur de Projets TPSGC
TOM DUNPHY
Regional Manager, Architectural and Engineering Services
Gestionnaire régionale, Services d'architecture et de génie, TPSGC
PREETIPAL PAUL

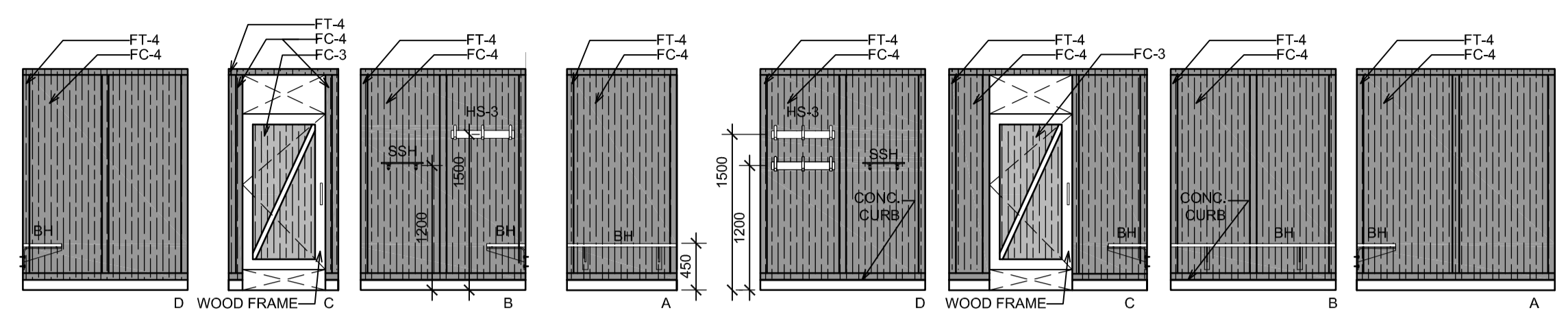
Drawing title/Titre du dessin
**WICKANINNIISH BEACH
EXISTING/DEMOLITION SITE PLAN,
PROPOSED SITE PLAN,
& SECTIONS**

Project No./No. du projet	Sheet/Fauille	Revision no./ La Révision no.
R.078666.001	A-3.2	3

OF 32

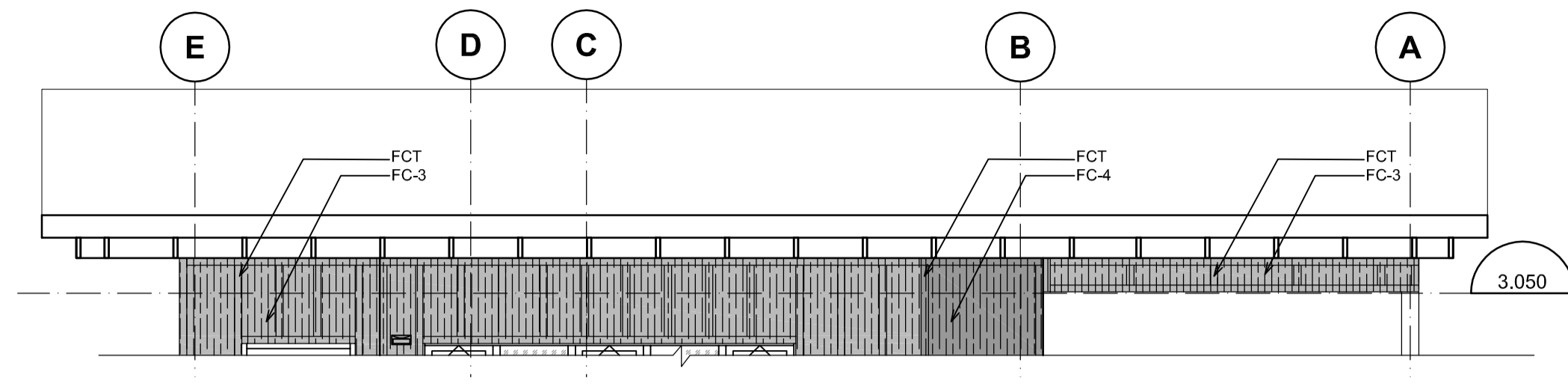
EXTERIOR FINISHES LEGEND

- DR - WATER PROOF DUPLEX RECEPTACLE (REFER ELEC.)
- FC-1 - FIBER CEMENT PANEL COLOR 1
- FC-2 - FIBER CEMENT PANEL COLOR 2
- FC-3 - FIBER CEMENT PANEL COLOR 3
- FC-4 - FIBER CEMENT PANEL COLOR 4
- FCT - FIBER CEMENT PANEL TRIM (TO MATCH CORRESPONDING PANEL COLOR)
- GC - GARBAGE CONTAINER
- GL1 - GLAZING TYPE 1
- GL2 - GLAZING TYPE 2
- HB - HOSE BIBB
- MF - PRE-FINISHED METAL FLASHING
- ML - ALUMINUM LOUVRE
- MR - PRE-FINISHED METAL ROOF
- MSR - MOTION SENSOR
- TOP HUNG OPENABLE WINDOW
- PC - PHOTOCELL
- SM - SHOWER MIXER
- SWH - SHOWER HEAD

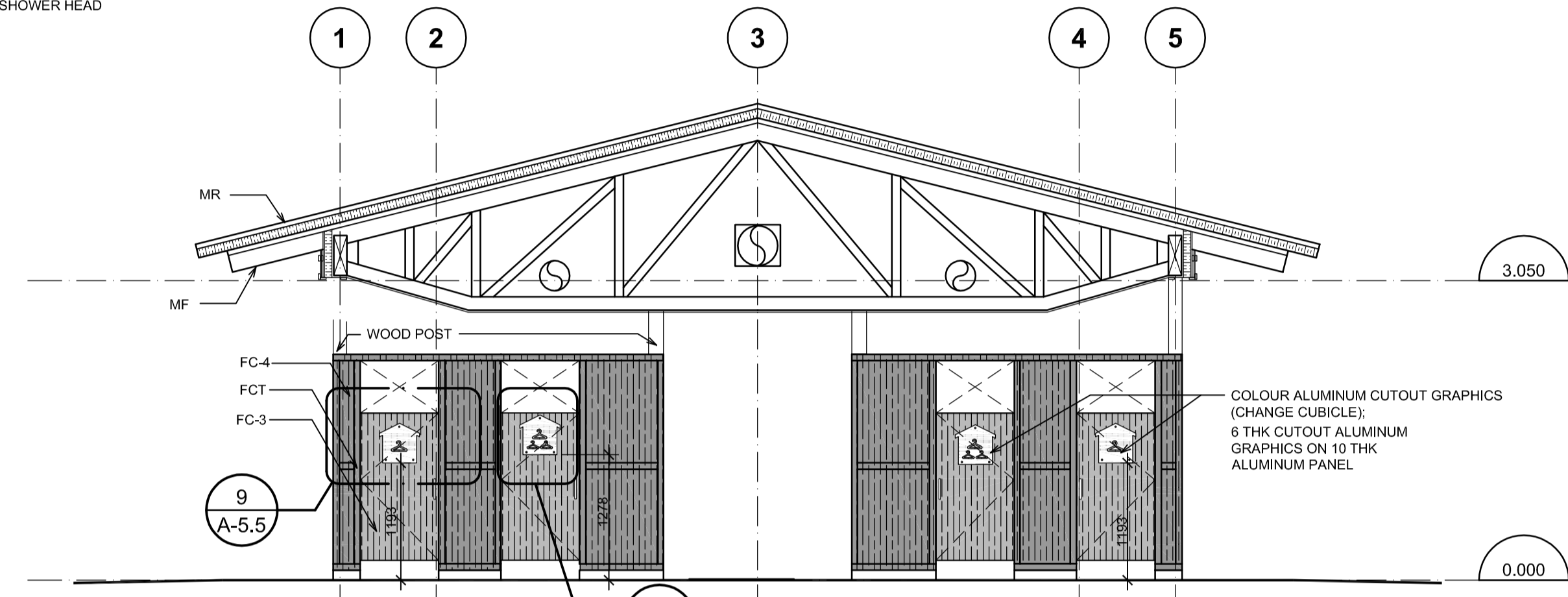


7 CHANGE CUBICLE INTERIOR ELEVATIONS
A-3.4 1:50

8 FAMILY CHANGE CUBICLE INTERIOR ELEVATIONS
A-3.4 1:50



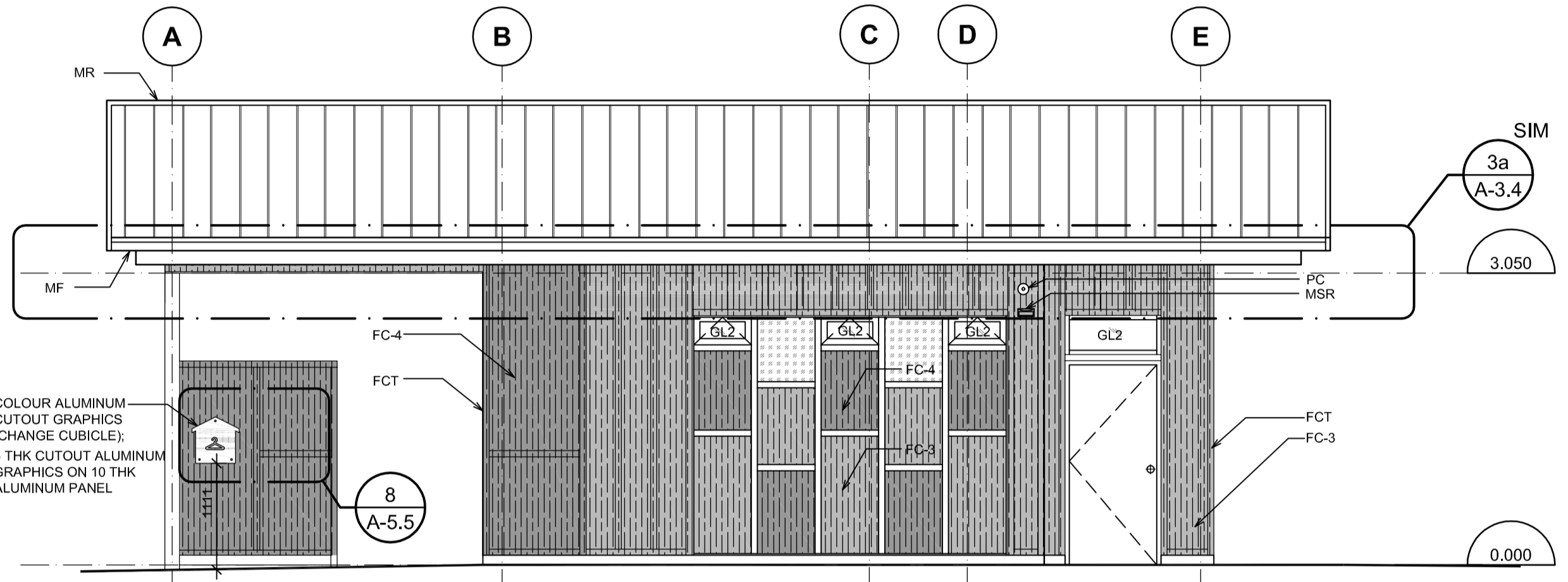
3a WICKANINNISH BEACH BUILDING ELEVATION - 3
A-3.4 1:50



9 A-5.5

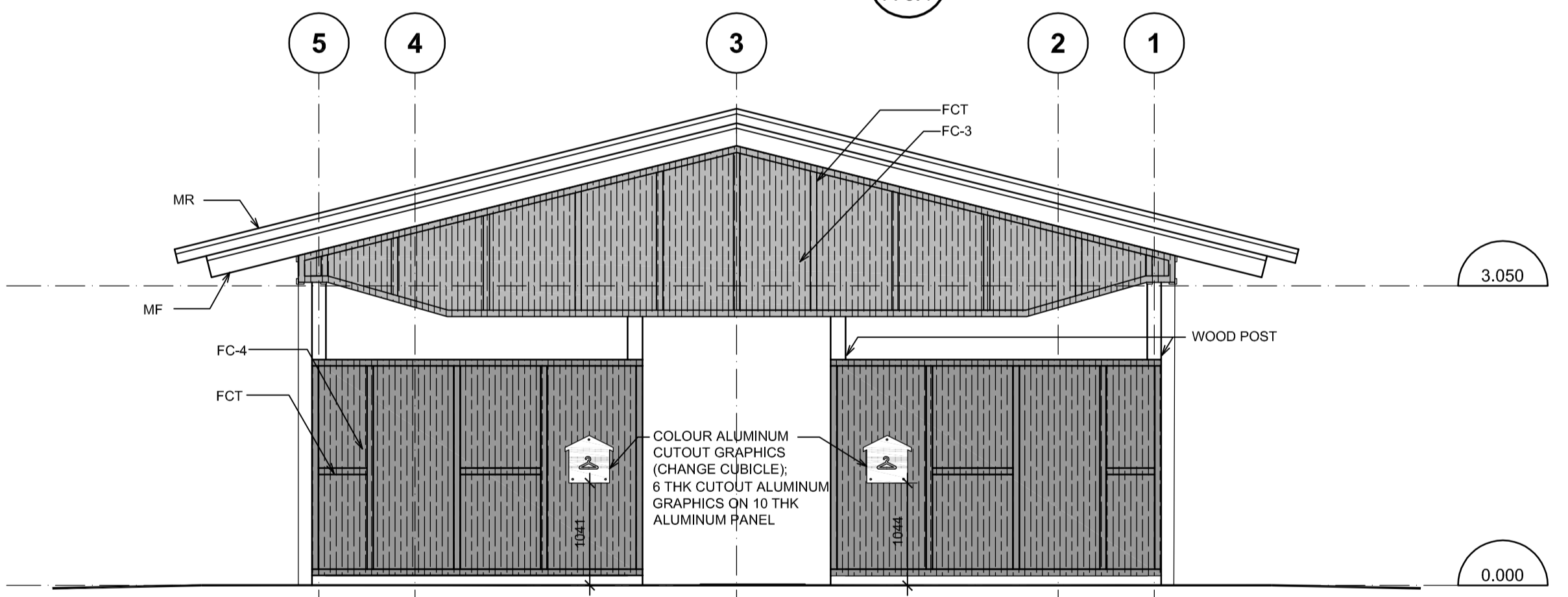
10 A-5.5

6 WICKANINNISH BEACH BUILDING ELEVATION - 6
A-3.4 1:50



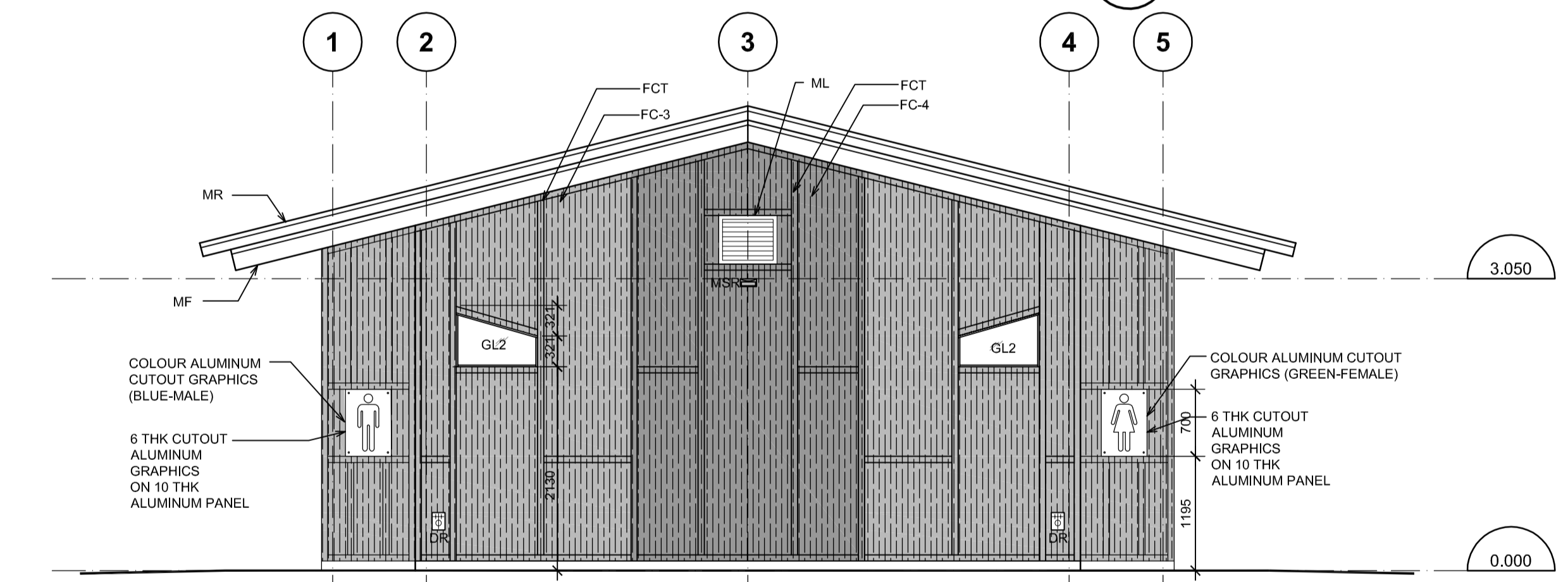
8 A-5.5

3 WICKANINNISH BEACH BUILDING ELEVATION - 3
A-3.4 1:50



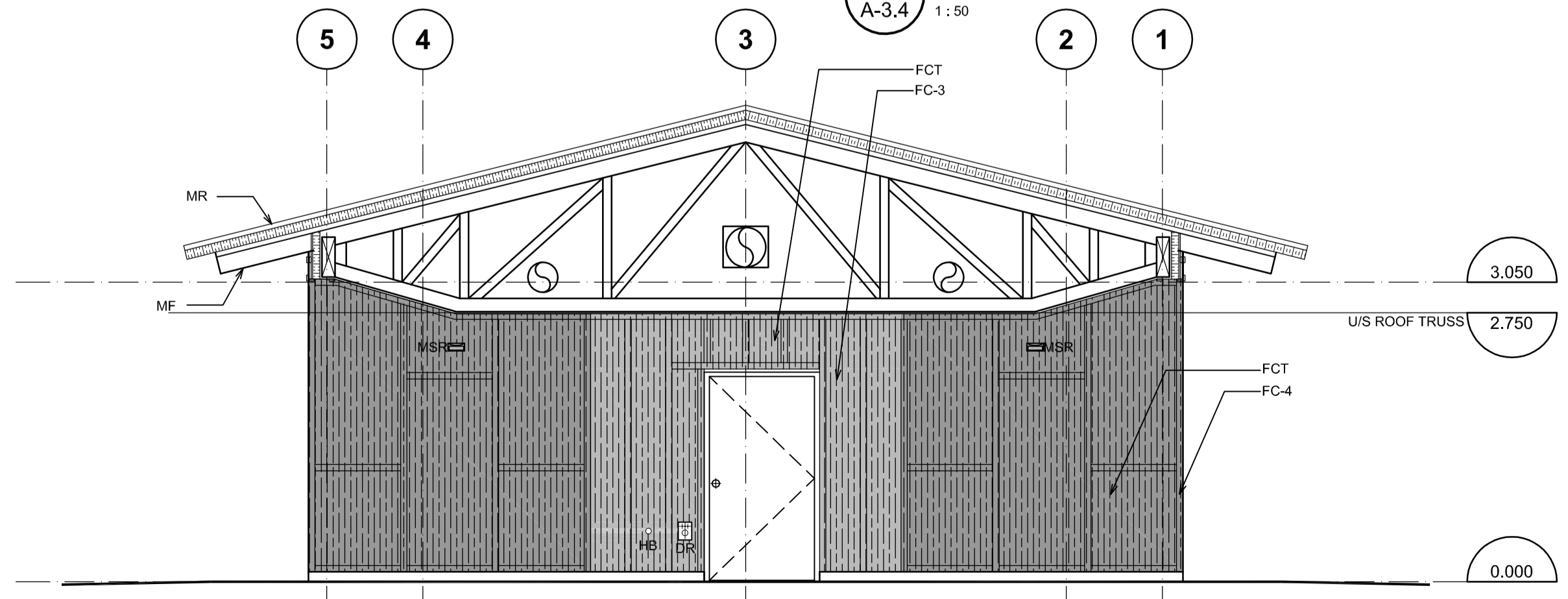
5

5 WICKANINNISH BEACH BUILDING ELEVATION - 5
A-3.4 1:50



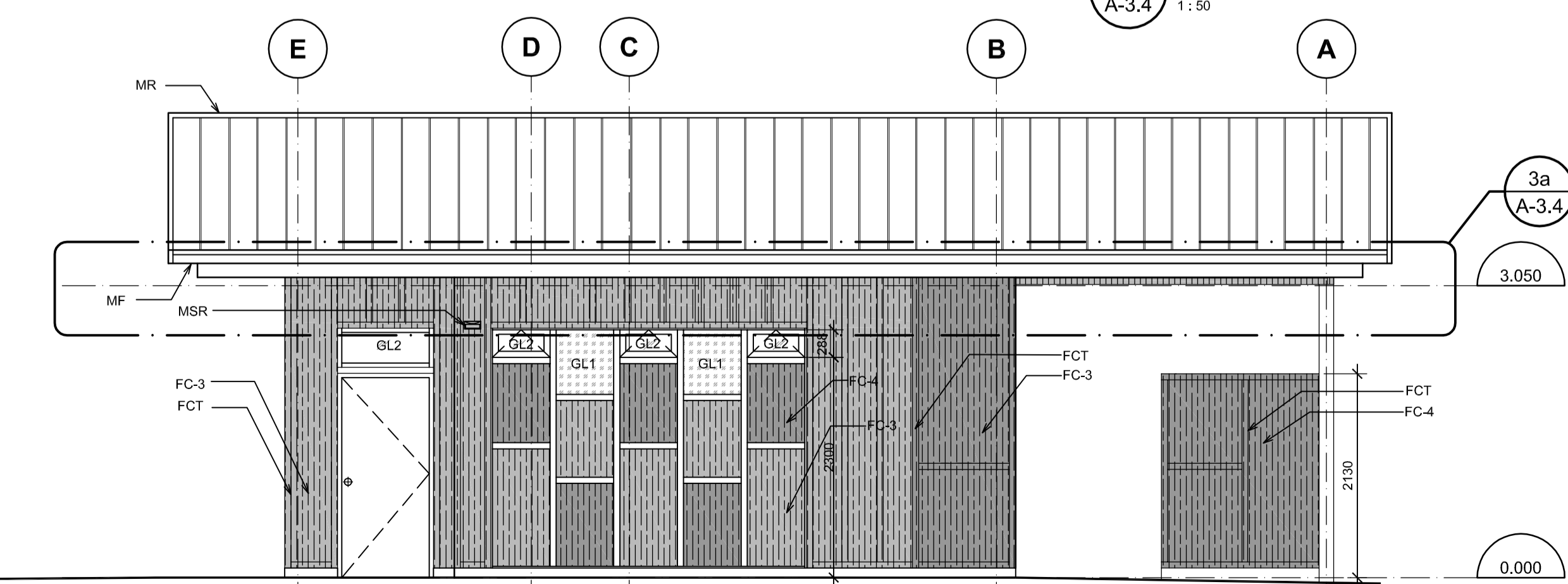
1

2 WICKANINNISH BEACH BUILDING ELEVATION - 2
A-3.4 1:50



5

4 WICKANINNISH BEACH BUILDING ELEVATION - 4
A-3.4 1:50



1 WICKANINNISH BEACH BUILDING ELEVATION - 1
A-3.4 1:50

Public Works and Government Services / Travaux publics et Services gouvernementaux Canada
REAL PROPERTY SERVICES
 Pacific Region
SERVICES IMMOBILIERS
 Région de Pacifique

CHERNOFF THOMPSON ARCHITECTS
 110-1281 West Georgia
 Vancouver, British Columbia
 Canada V6E 3J5
 Tel. 604 689-9480
 Fax 604 685-7884



Revision/	Description/Description	Date/Date
5		
4		
3	ISSUED FOR TENDER	2017/03/03
2	ISSUED FOR 99XCD	2016/03/10
1	ISSUED FOR 50XCD	2016/02/19
0	ISSUED FOR DD	2016/01/20

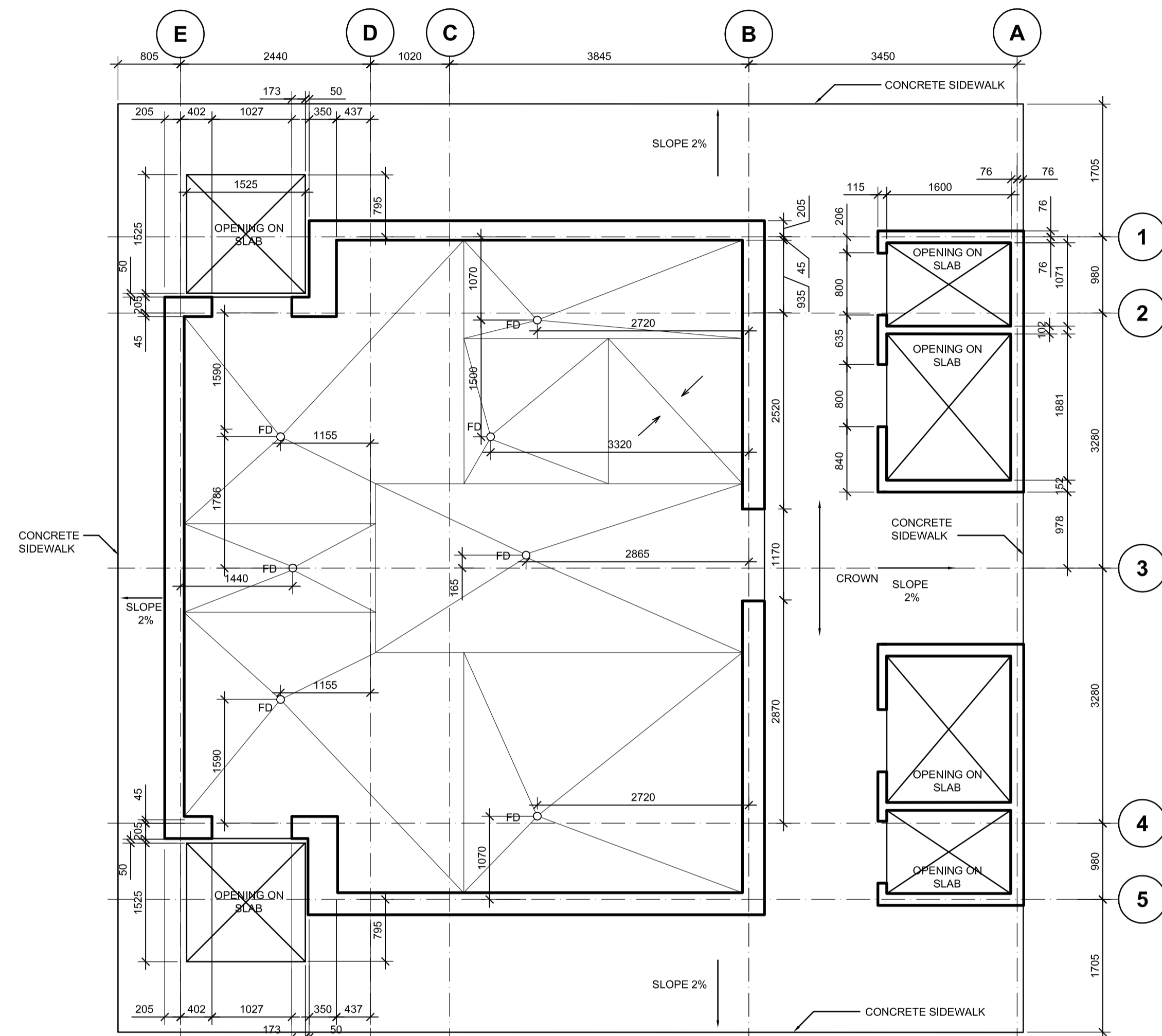
Client/client
PARKS CANADA

Project title/Titre du projet
**PACIFIC RIM HIGHWAY
 PACIFIC RIM NATIONAL PARK
 WASHROOM BUILDINGS
 REPLACEMENT**

Consultant Signature Only
 Designed by/Concept par
T.Y.
 Drawn by/Dessiné par
MW
 PWGSC Project Manager/Administrateur de Projets TPSGC
TOM DUNPHY
 Regional Manager, Architectural and Engineering Services
 Gestionnaire régionale, Services d'architecture et de génie, TPSGC
PREETIPAL PAUL

Drawing title/Titre du dessin
**WICKANINNISH BEACH
 BUILDING ELEVATIONS**

Project No./No. du projet R.078666.001	Sheet/Feuille A-3.4 OF 32	Revision no./ La Révision no. 3
--	--	--



1 WICKANINNISH BEACH SLAB EDGE PLAN
A-3.5 1:50



5		
4		
3	ISSUED FOR TENDER	2017/03/03
2	ISSUED FOR 99XCD	2016/03/10
1	ISSUED FOR 50XCD	2016/02/19
0	ISSUED FOR DD	2016/01/20

Revision/Revisión Description/Description Date/Date

Client/client
PARKS CANADA

Project title/Titre du projet
**PACIFIC RIM HIGHWAY
PACIFIC RIM NATIONAL PARK
WASHROOM BUILDINGS
REPLACEMENT**

Consultant Signature Only

Designed by/Concept par
T.Y.

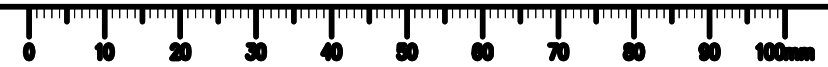
Drawn by/Dessiné par
MW

PWGSC Project Manager/Administrateur de Projets TPSGC
TOM DUNPHY

Regional Manager, Architectural and Engineering Services
Gestionnaire régionale, Services d'architectural et de génie, TPSGC
PREETIPAL PAUL

Drawing title/Titre du dessin
**WICKANINNISH BEACH
SLAB EDGE PLAN**

Project No./No. du projet R.078666.001	Sheet/Feuille A-3.5 OF 32	Revision no./La Révision no. 3
---	--	--





EXISTING LONG BEACH NORTH (TO BE DEMOLISHED)

PACIFIC RIM NATIONAL PARK WASHROOM BUILDINGS - LONG BEACH NORTH & SOUTH

Pacific Rim Hwy
Ucluelet, British Columbia



1 PROJECT LOCATION PLAN
A-4.1 N.T.S.



5		
4		
3	ISSUED FOR TENDER	2017/03/03
2	ISSUED FOR 99%CD	2016/03/10
1	ISSUED FOR 50%CD	2016/02/19
0	ISSUED FOR DD	2016/01/20

Revision/Revisions Description/Description Date/Date

Client/client
PARKS CANADA

Project title/Titre du projet
**PACIFIC RIM HIGHWAY
PACIFIC RIM NATIONAL PARK
WASHROOM BUILDINGS
REPLACEMENT**

Consultant Signature Only

Designed by/Concept par
T.Y.

Drawn by/Dessiné par
M.W.

PWGSC Project Manager/Administrateur de Projets TPSGC
TOM DUNPHY

Regional Manager, Architectural and Engineering Services
Gestionnaire régionale, Services d'architecture et de génie, TPSGC
PREETIPAL FAUL

Drawing title/Titre du dessin
**LONG BEACH NORTH & SOUTH
COVER SHEET**

Project No./No. du projet R.078666.001	Sheet/Fauille A-4.1 OF 32	Revision no./ La Révision no. 3
---	--	--



EXISTING LONG BEACH SOUTH (TO BE DEMOLISHED)

5		
4		
3	ISSUED FOR TENDER	2017/03/03
2	ISSUED FOR 99%CD	2016/03/10
1	ISSUED FOR 50%CD	2016/02/19
0	ISSUED FOR DD	2016/01/20

Client/Client
PARKS CANADA

Project Title/Titre du projet
**PACIFIC RIM HIGHWAY
 PACIFIC RIM NATIONAL PARK
 WASHROOM BUILDINGS
 REPLACEMENT**

Consultant Signature Only


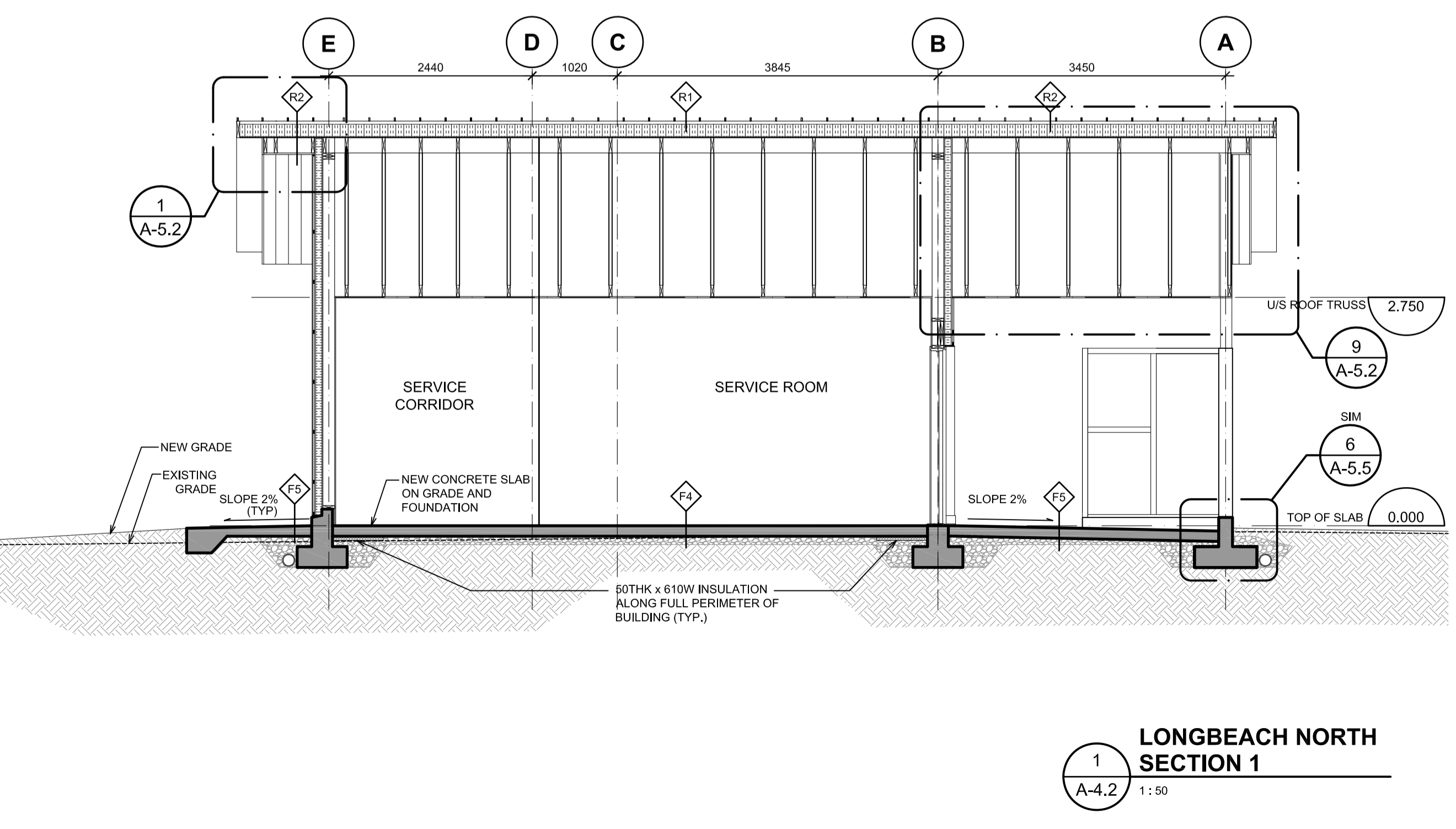
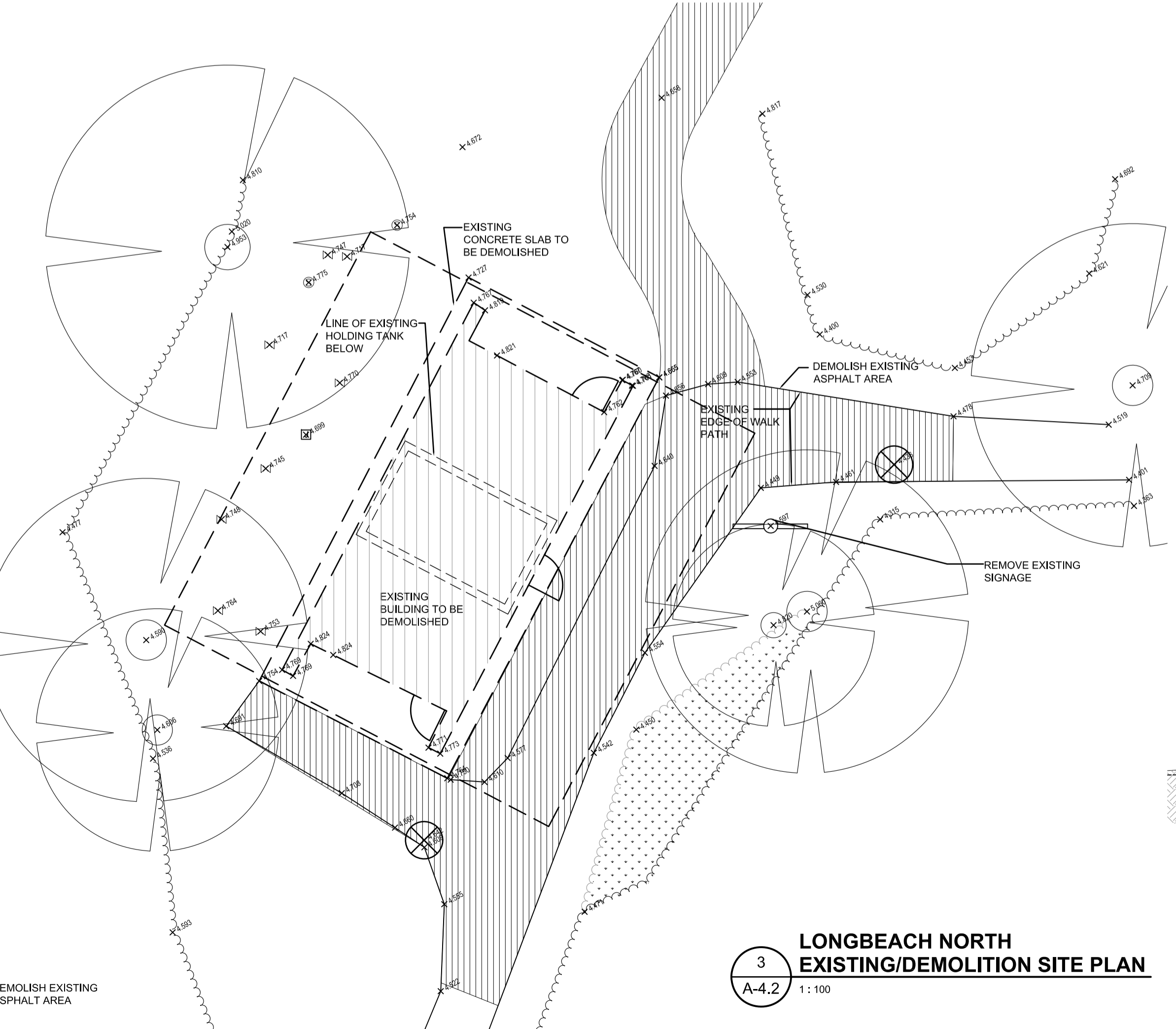
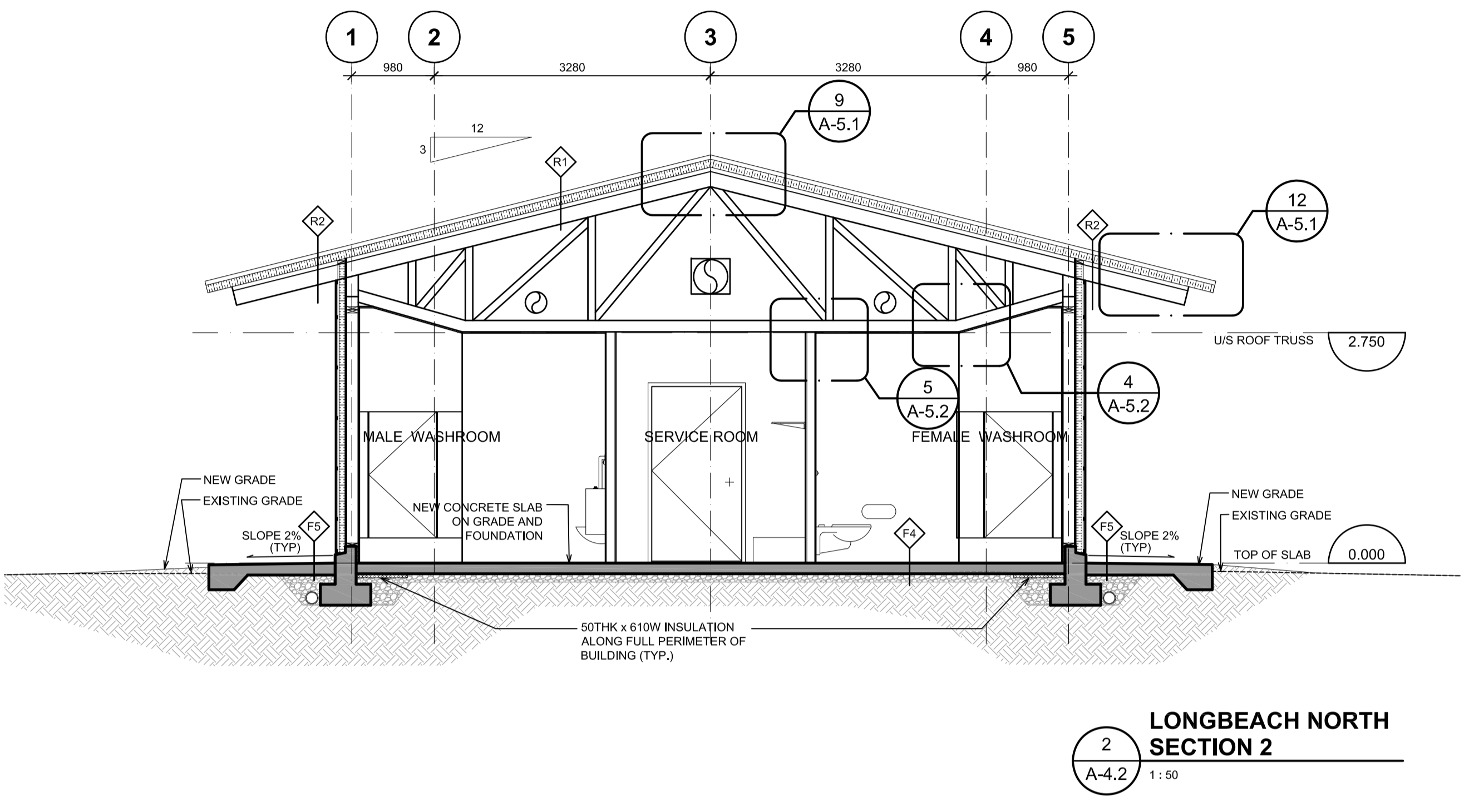
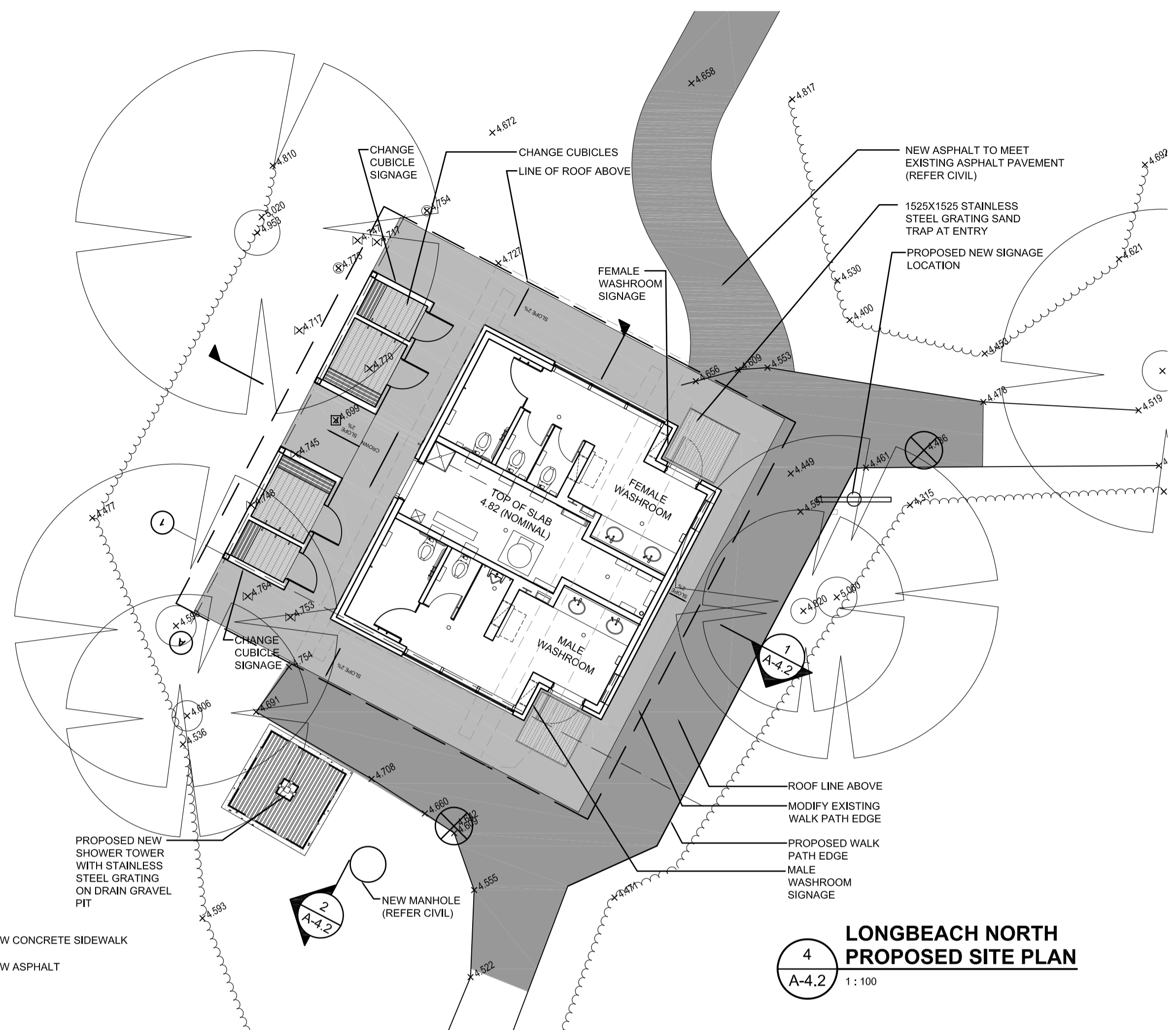
Designed by/Concept par
 T.Y.


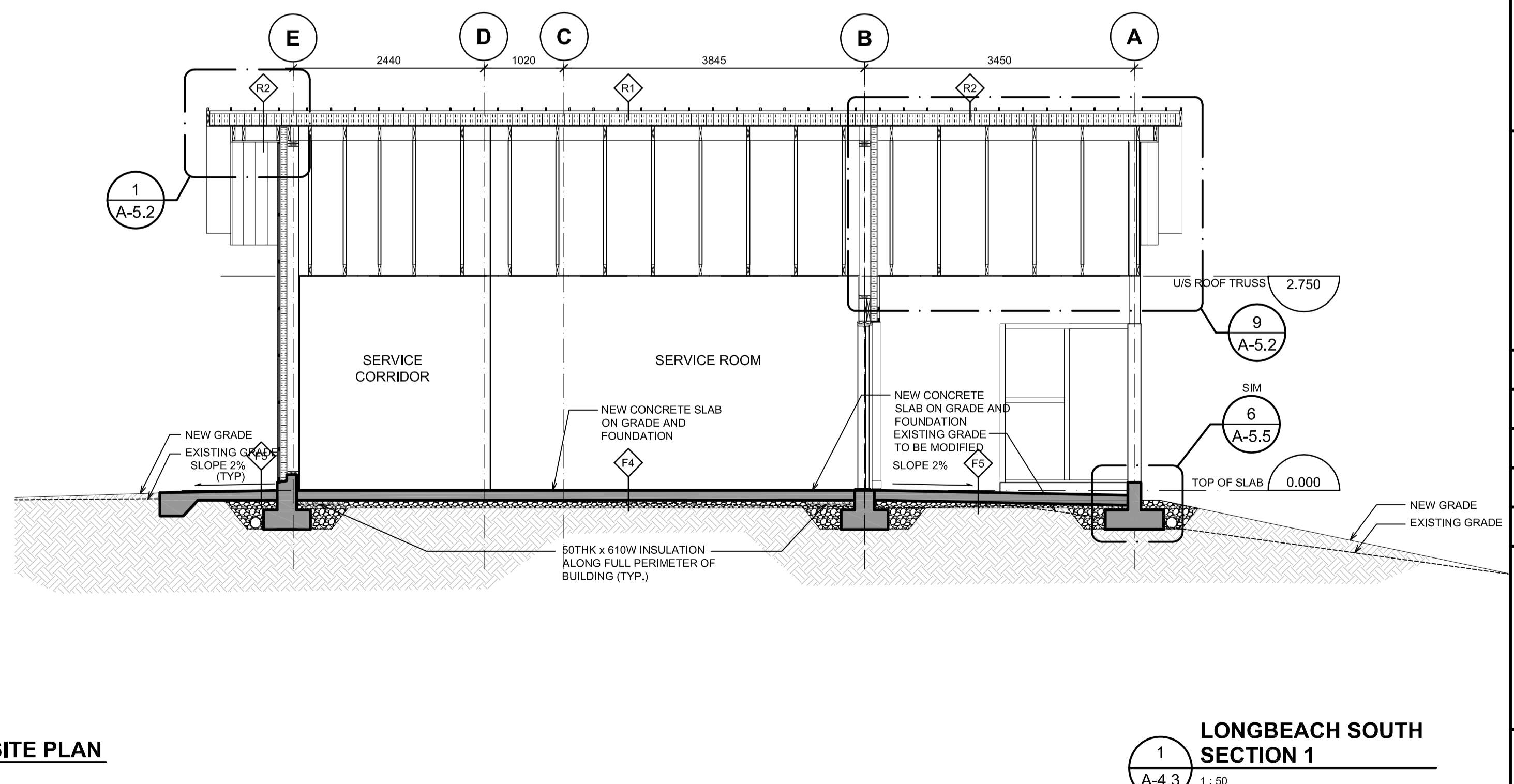
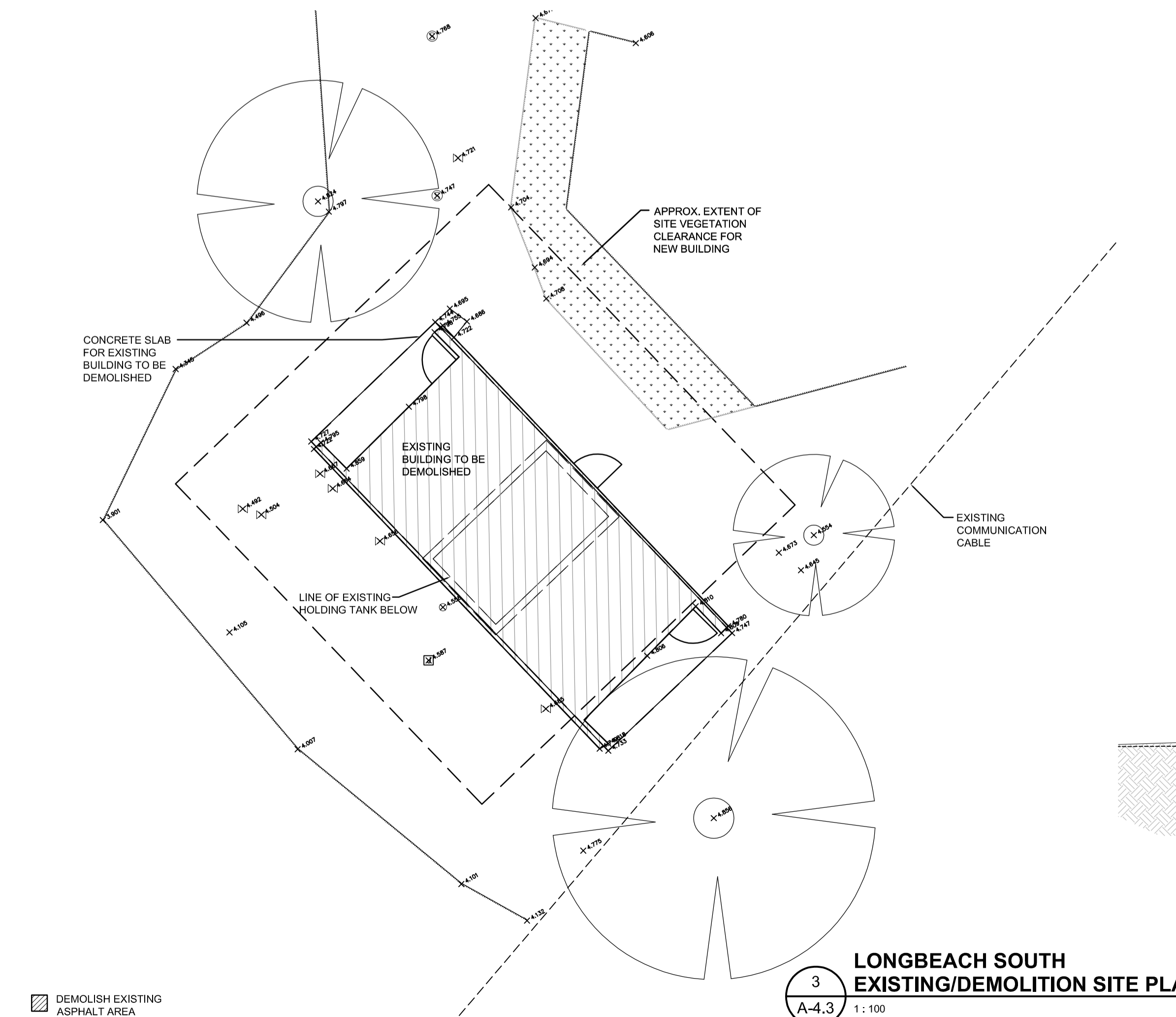
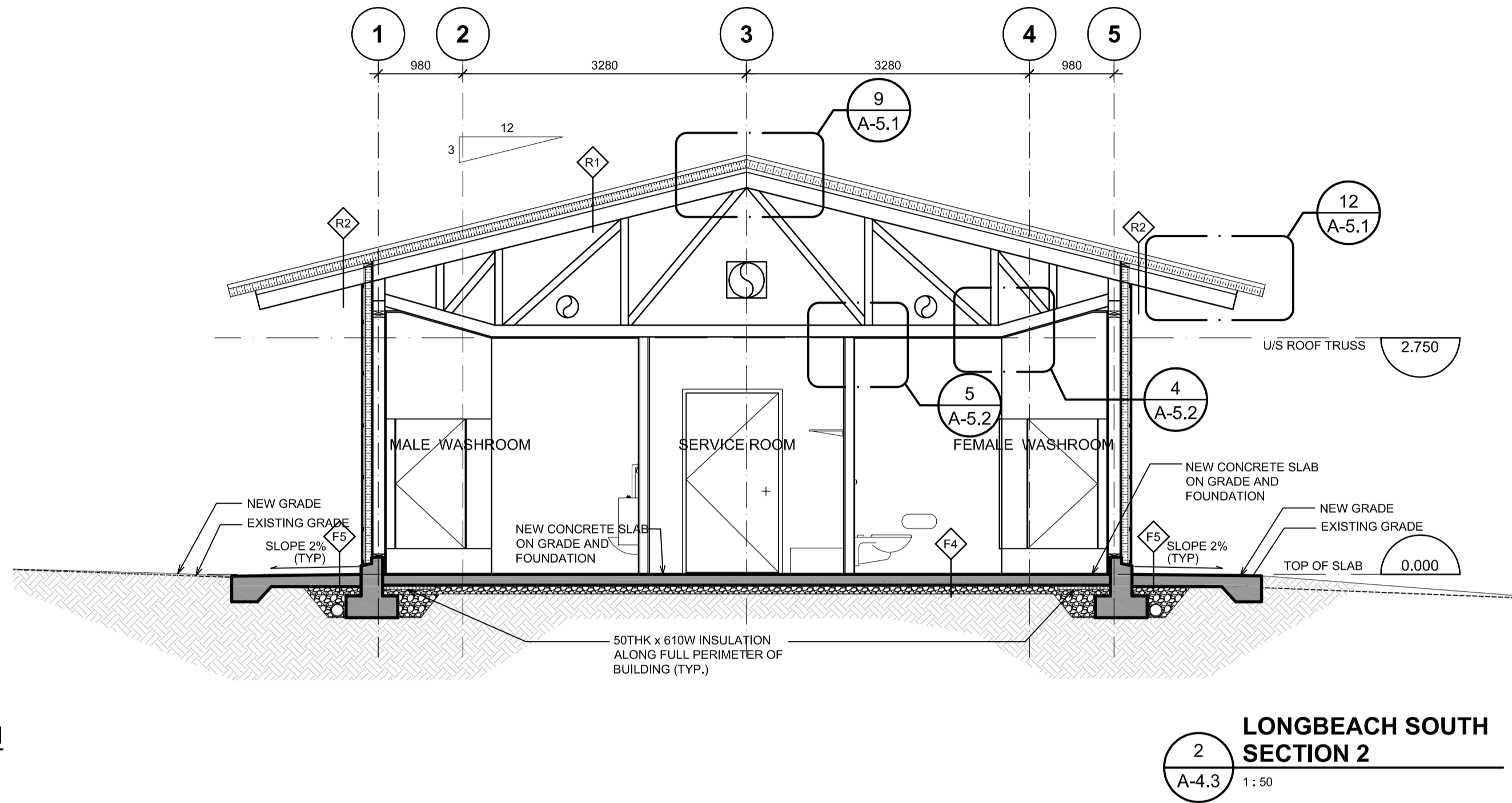
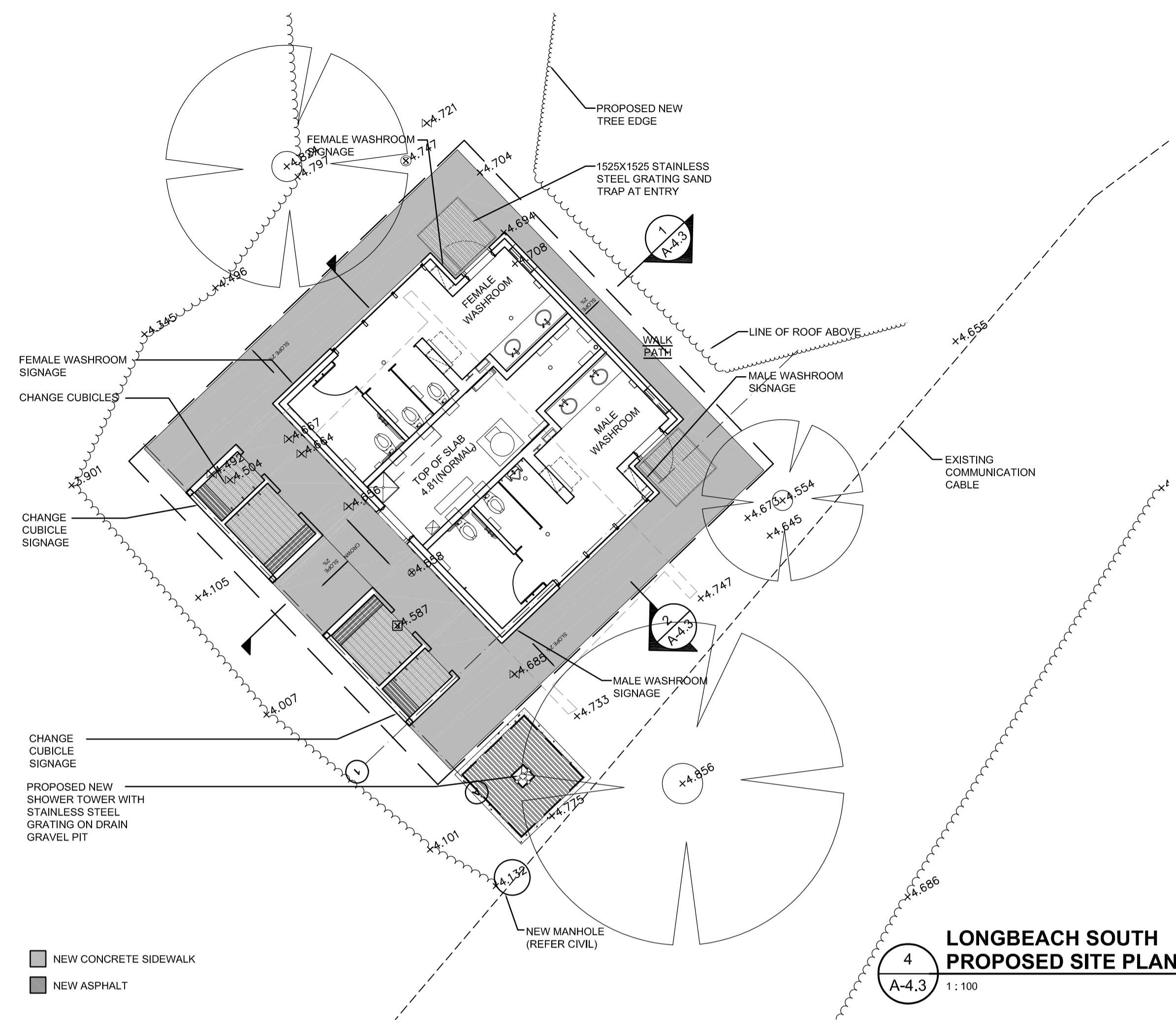
Drawn by/Dessiné par
 MW
 PWGSC Project Manager/Administrateur de Projets TPSCC
 TOM DUNPHY

Regional Manager, Architectural and Engineering Services
 Gestionnaire régionale, Services d'architectural et de génie, TPSCC
 PREETIPAL PAUL

Drawing Title/Titre du dessin
**LONG BEACH NORTH
 EXISTING/DEMOLITION SITE PLAN,
 PROPOSED SITE PLAN,
 & SECTIONS**

Project No./No. du projet R.078666.001	Sheet/Feuille A-4.2 OF 32	Revision no./La Révision no. 3
--	--	--





Revision/	Description/Description	Date/Date
5		
4		
3	ISSUED FOR TENDER	2017/03/03
2	ISSUED FOR 990CD	2016/03/10
1	ISSUED FOR 500CD	2016/02/19
0	ISSUED FOR DD	2016/01/20

Client/client
PARKS CANADA


Project title/Titre du projet
**PACIFIC RIM HIGHWAY
 PACIFIC RIM NATIONAL PARK
 WASHROOM BUILDINGS &
 ENTRY KIOSK
 REPLACEMENT**

Consultant Signature Only
 Designed by/Concept par
 T.Y.
 Drawn by/Dessiné par
 bw
 PWGSC Project Manager/Administrateur de Projets TPSGC
 TOM DUNPHY
 Regional Manager, Architectural and Engineering Services
 Gestionnaire Régional, Services d'architecture et de génie, TPSGC
 PREETIPAL PAUL

Drawing title/Titre du dessin
**LONG BEACH SOUTH
 EXISTING/DEMOLITION SITE PLAN,
 PROPOSED SITE PLAN,
 & SECTIONS**

Project No./No. du projet	Sheet/Feuille	Revision no./La Révision no.
R.078996.001	A-4.3 OF 32	3





Revision/Revision	Description/Description	Date/Date
5		
4		
3	ISSUED FOR TENDER	2017/03/03
2	ISSUED FOR 99%CD	2016/03/10
1	ISSUED FOR 50%CD	2016/02/19
0	ISSUED FOR DD	2016/01/20

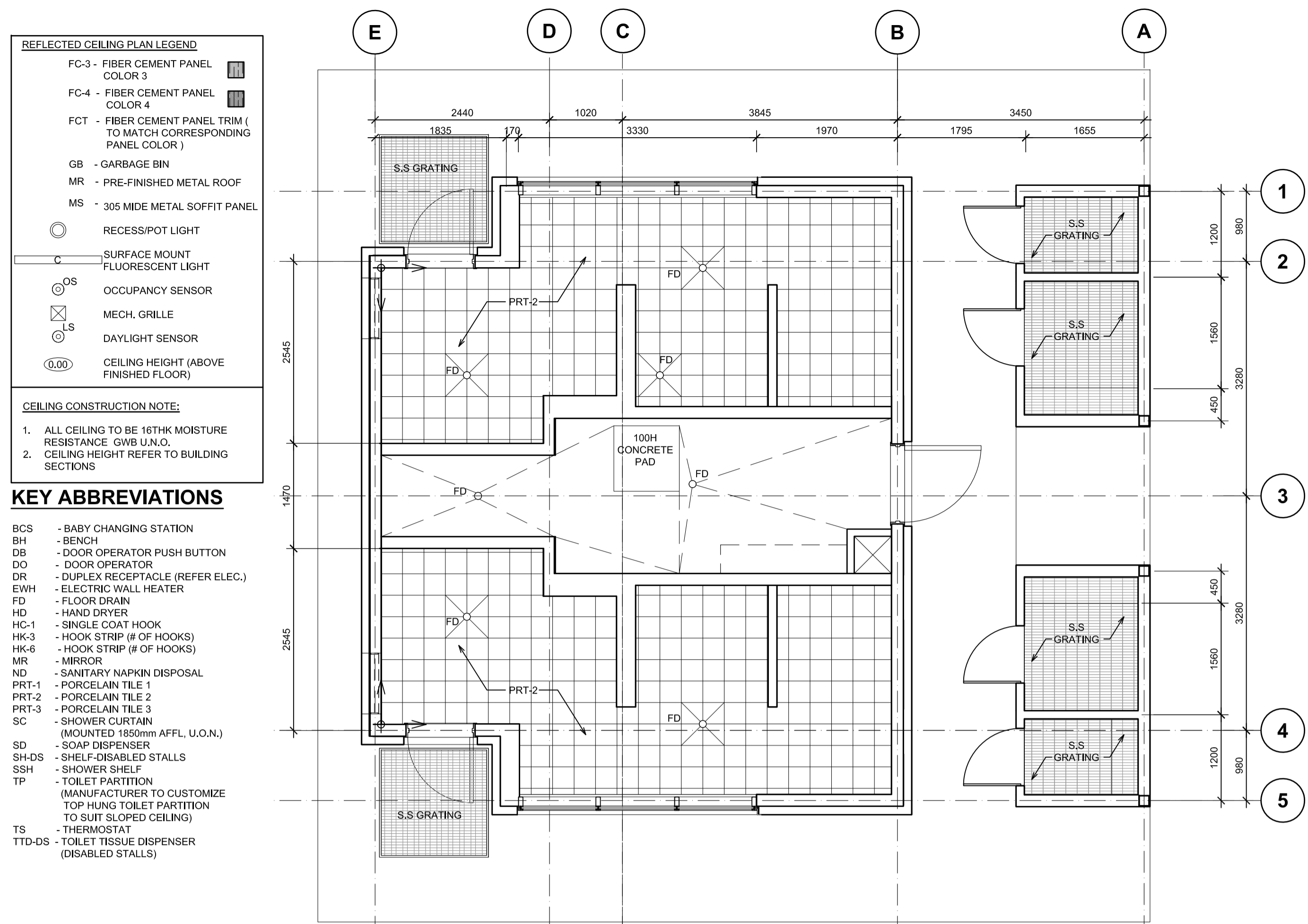
Client/client
PARKS CANADA

Project title/Titre du projet
**PACIFIC RIM HIGHWAY
PACIFIC RIM NATIONAL PARK
WASHROOM BUILDINGS
REPLACEMENT**

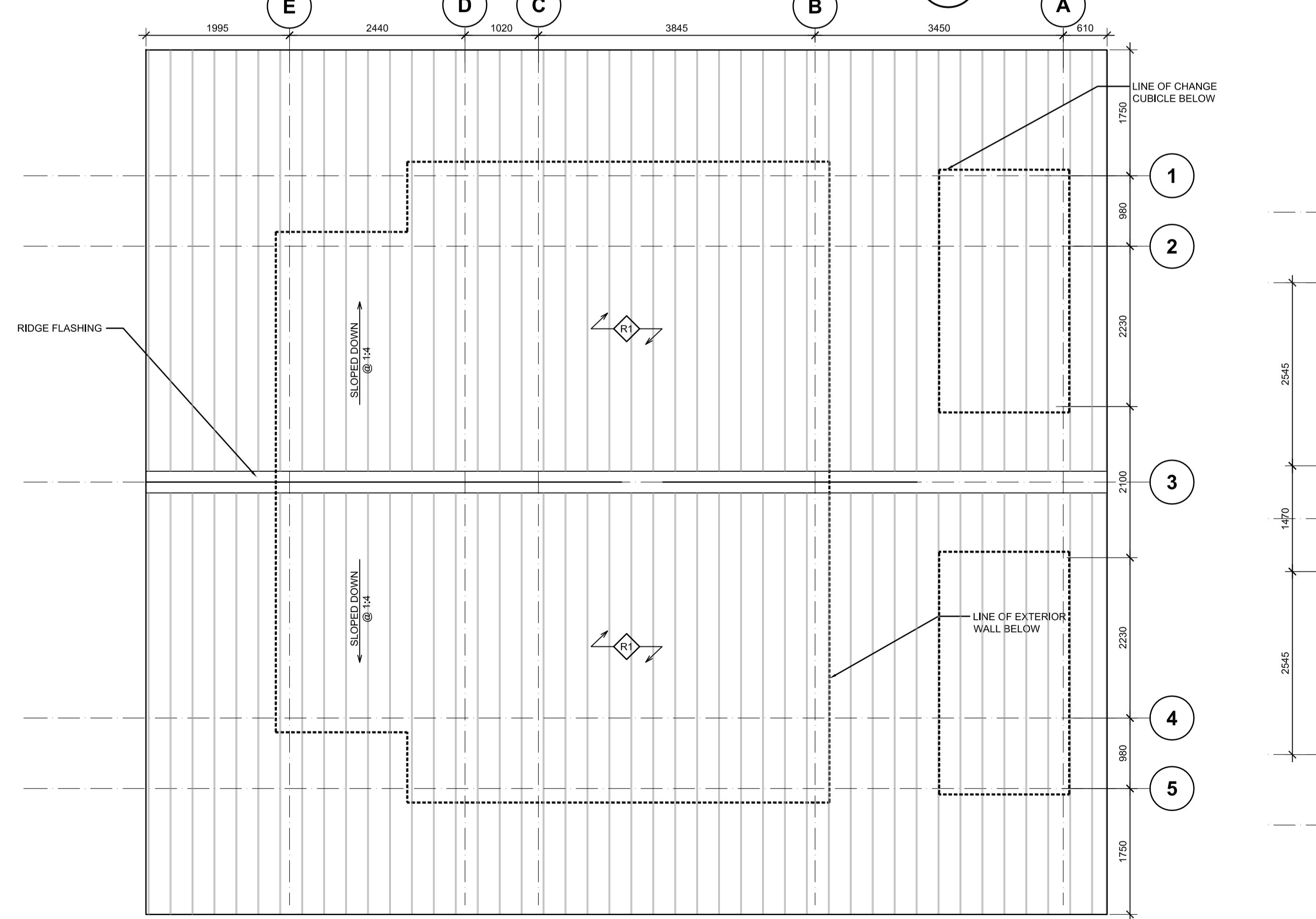
Consultant Signature Only
Designed by/Concept par
T.Y.
Drawn by/Dessiné par
MW
PWGSC Project Manager/Administrateur de Projets TPSGC
TOM DUNPHY
Regional Manager, Architectural and Engineering Services
Gestionnaire régional, Services d'architectural et de génie, TPSGC
PREETIPAL PAUL

Drawing title/Titre du dessin
**LONG BEACH NORTH & SOUTH
FLOOR PLAN, REFLECTED
CEILING PLAN, ROOF PLAN
& FLOOR TILE PATTERN PLAN**

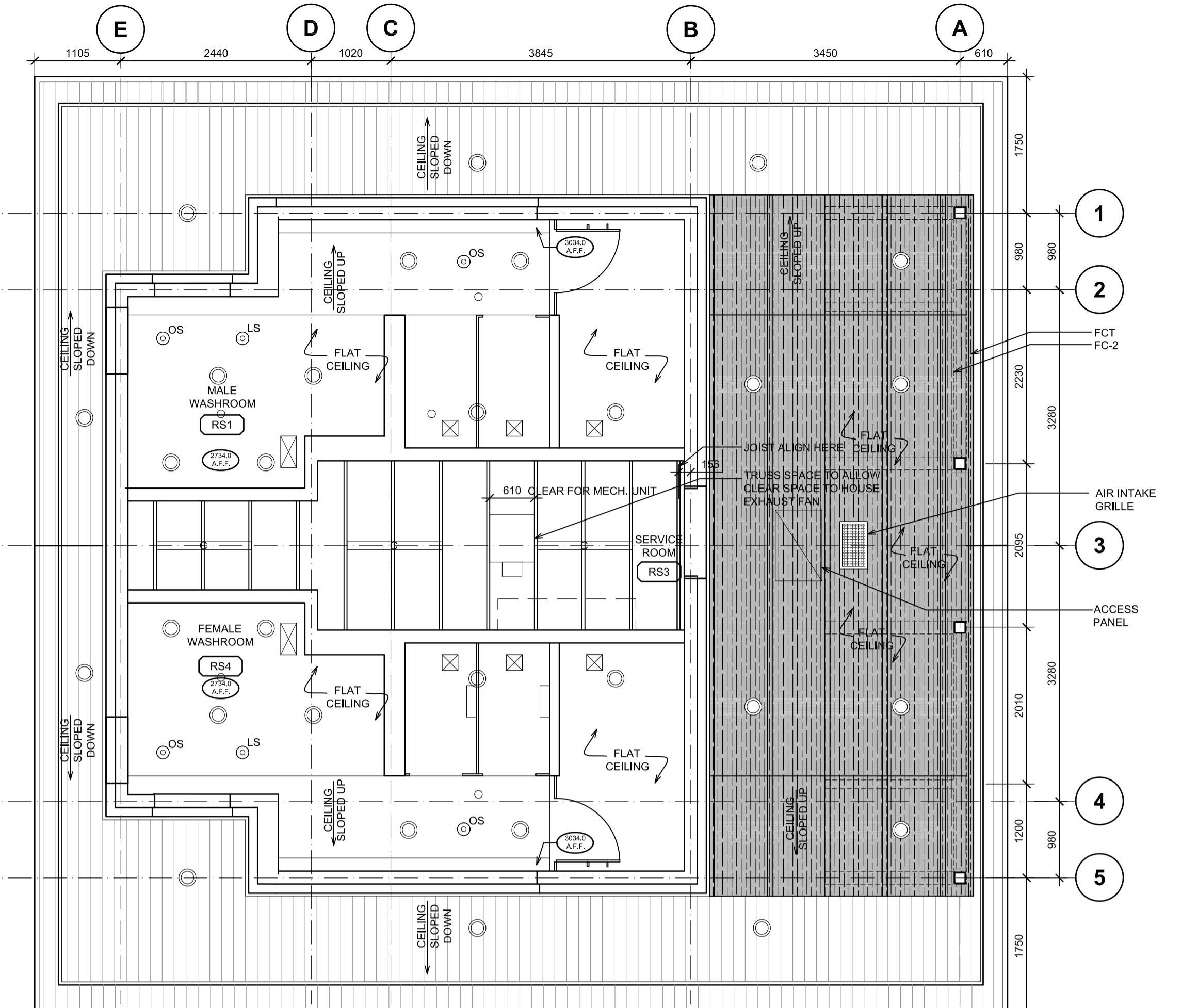
Project No./No. du projet R.078666.001	Sheet/Feuille A-4.4 OF 32	Revision no./ La Révision no. 3
--	--	--



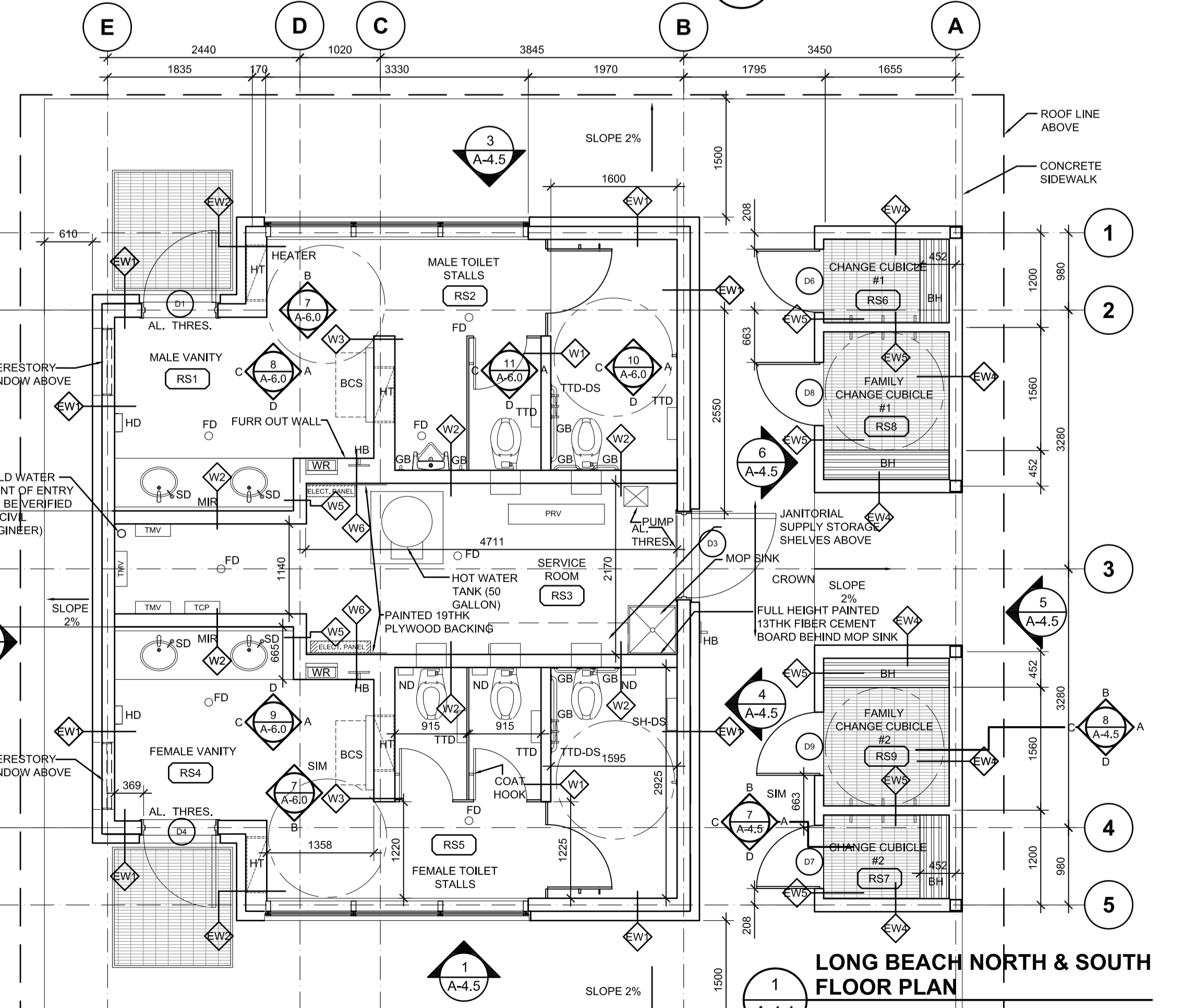
**LONG BEACH NORTH & SOUTH
FLOOR TILE PATTERN PLAN**
A-4.4 1:50




**LONG BEACH NORTH & SOUTH
ROOF PLAN**
A-4.4 1:50



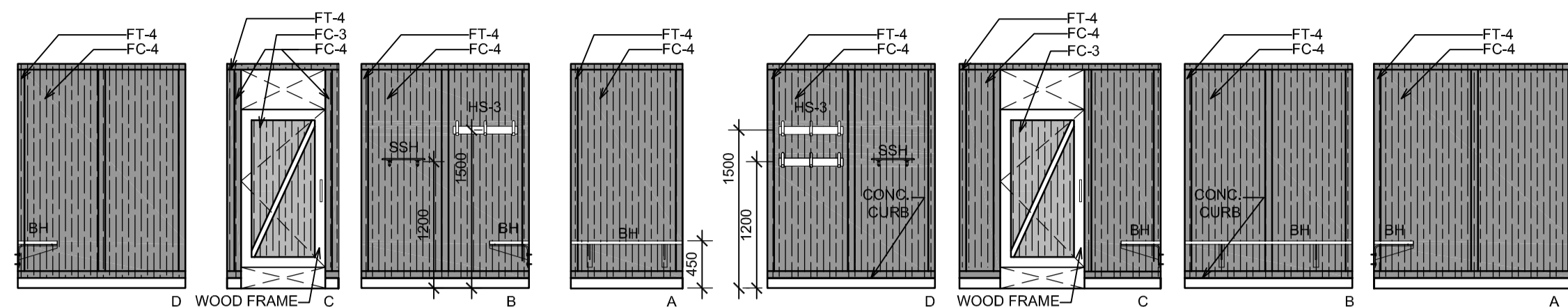
**LONG BEACH NORTH & SOUTH
REFLECTED CEILING PLAN**
A-4.4 1:50



**LONG BEACH NORTH & SOUTH
FLOOR PLAN**
A-4.4 1:50

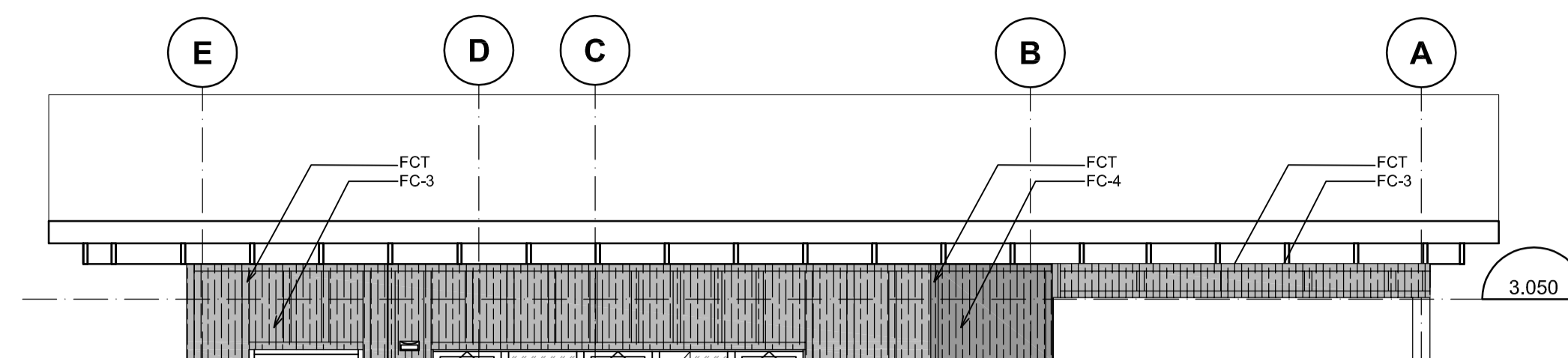


- EXTERIOR FINISHES LEGEND**
 DR - WATER PROOF DUPLEX RECEPTACLE (REFER ELEC.)
- FC-1 - FIBER CEMENT PANEL COLOR 1
 - FC-2 - FIBER CEMENT PANEL COLOR 2
 - FC-3 - FIBER CEMENT PANEL COLOR 3
 - FC-4 - FIBER CEMENT PANEL COLOR 4
 - FCT - FIBER CEMENT PANEL TRIM (TO MATCH CORRESPONDING PANEL COLOR)
 - GC - GARBAGE CONTAINER
 - GL1 - GLAZING TYPE 1
 - GL2 - GLAZING TYPE 2
 - HB - HOSE BIBB
 - MF - PRE-FINISHED METAL FLASHING
 - ML - ALUMINUM LOUVRE
 - MR - PRE-FINISHED METAL ROOF
 - MSR - MOTION SENSOR
 - GLA - TOP HUNG OPENABLE WINDOW
 - PC - PHOTOCELL
 - SM - SHOWER MIXER
 - SWH - SHOWER HEAD

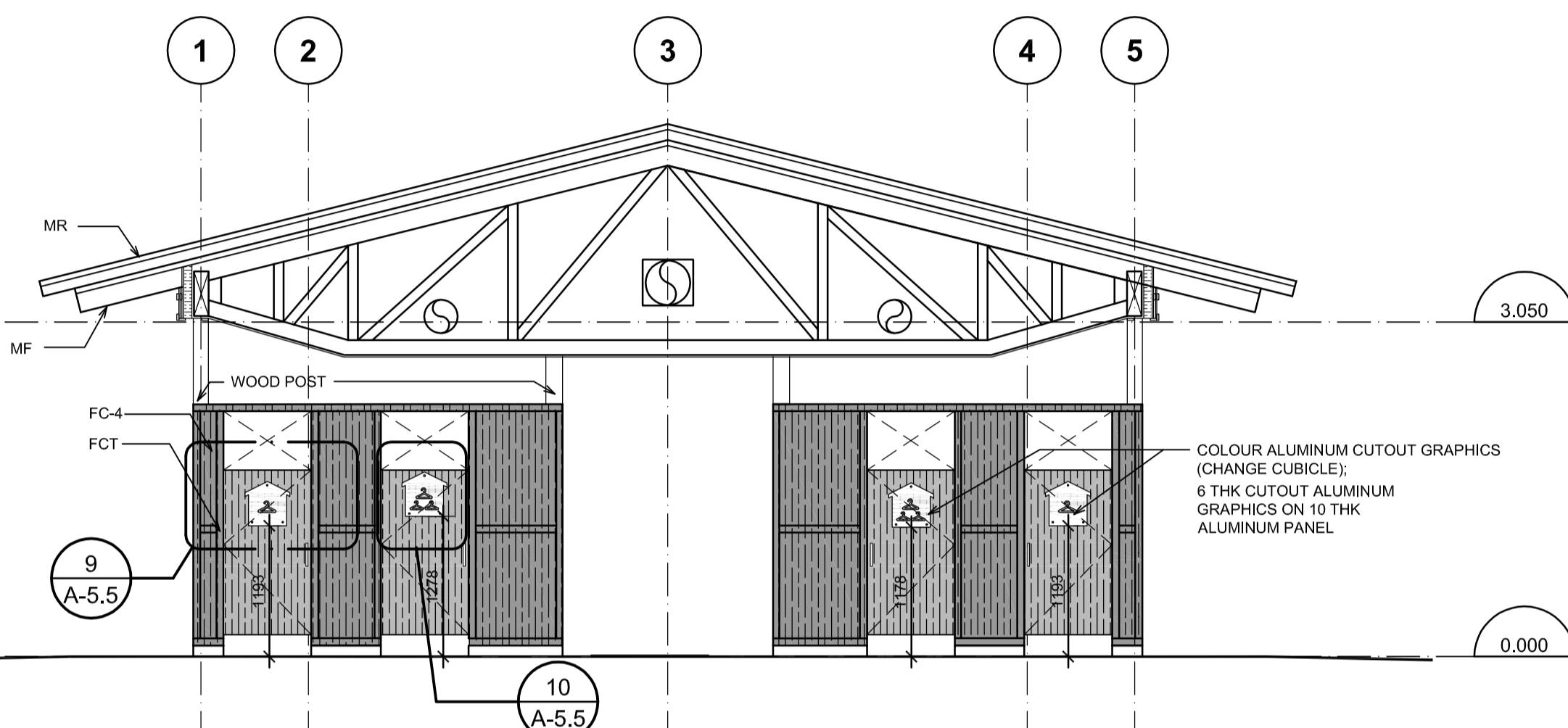


7 CHANGE CUBICLE INTERIOR ELEVATIONS
 A-4.5 1:50

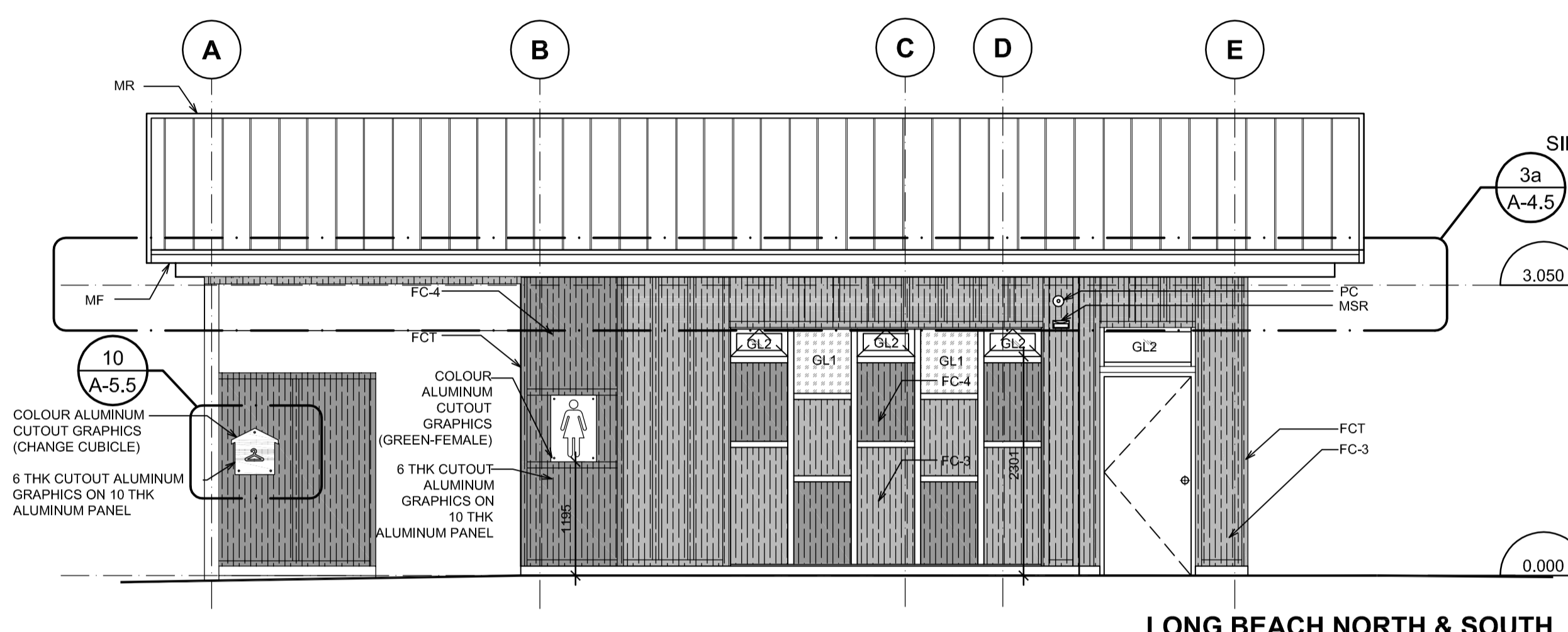
8 FAMILY CHANGE CUBICLE INTERIOR ELEVATIONS
 A-4.5 1:50



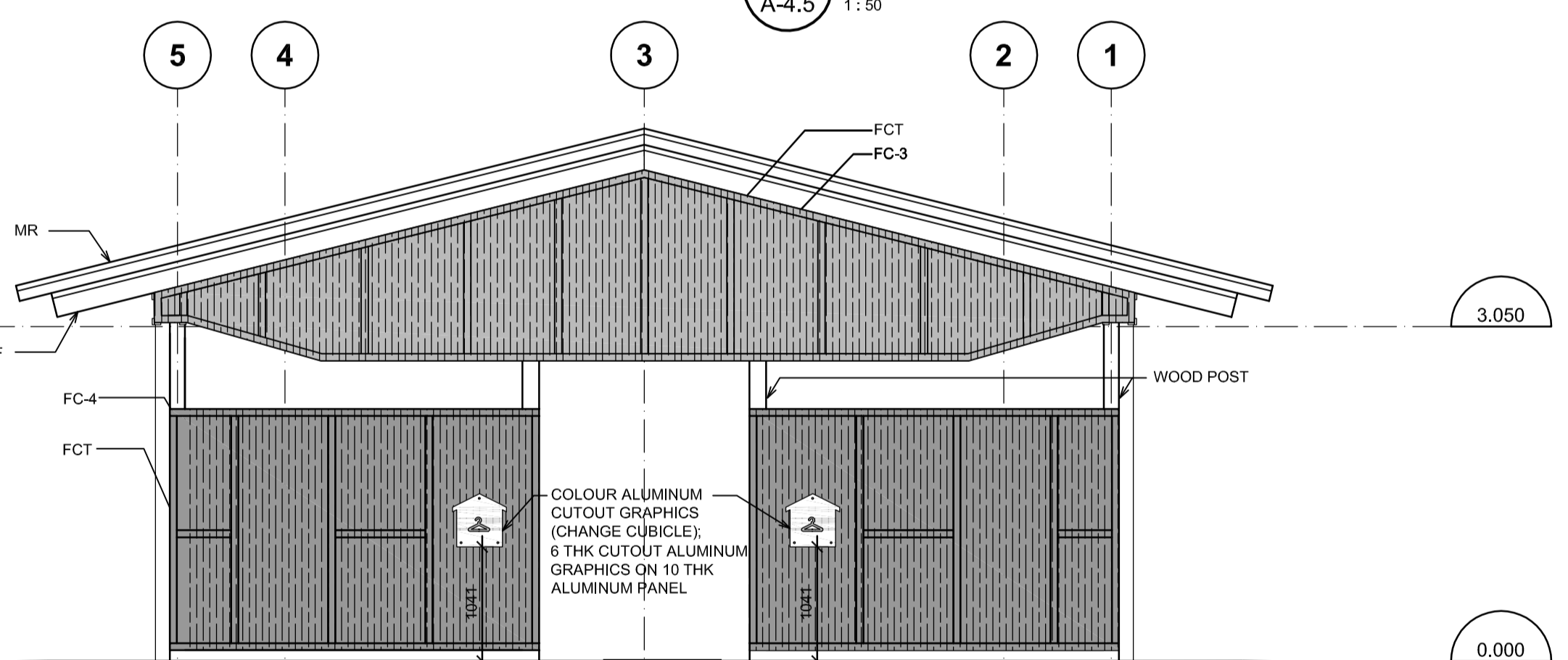
3a LONG BEACH NORTH & SOUTH TYPICAL BUILDING ELEVATION - 3
 A-4.5 1:50



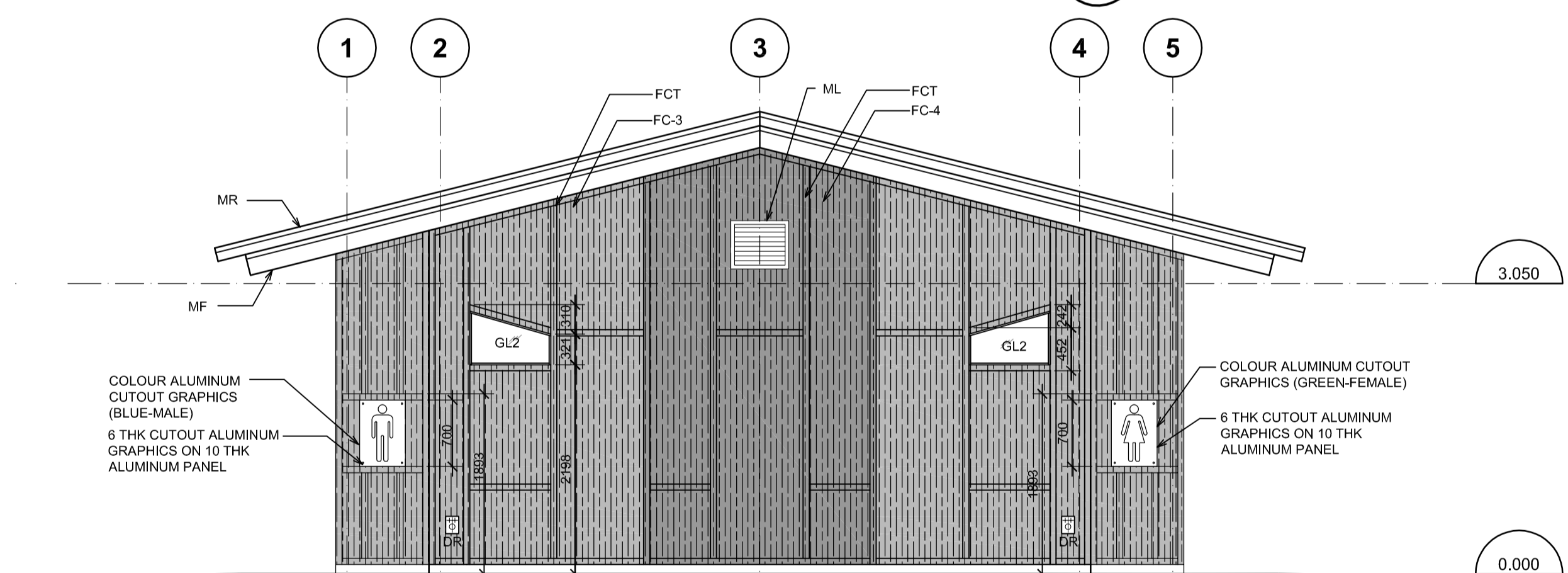
6 LONG BEACH NORTH & SOUTH TYPICAL BUILDING ELEVATION - 6
 A-4.5 1:50



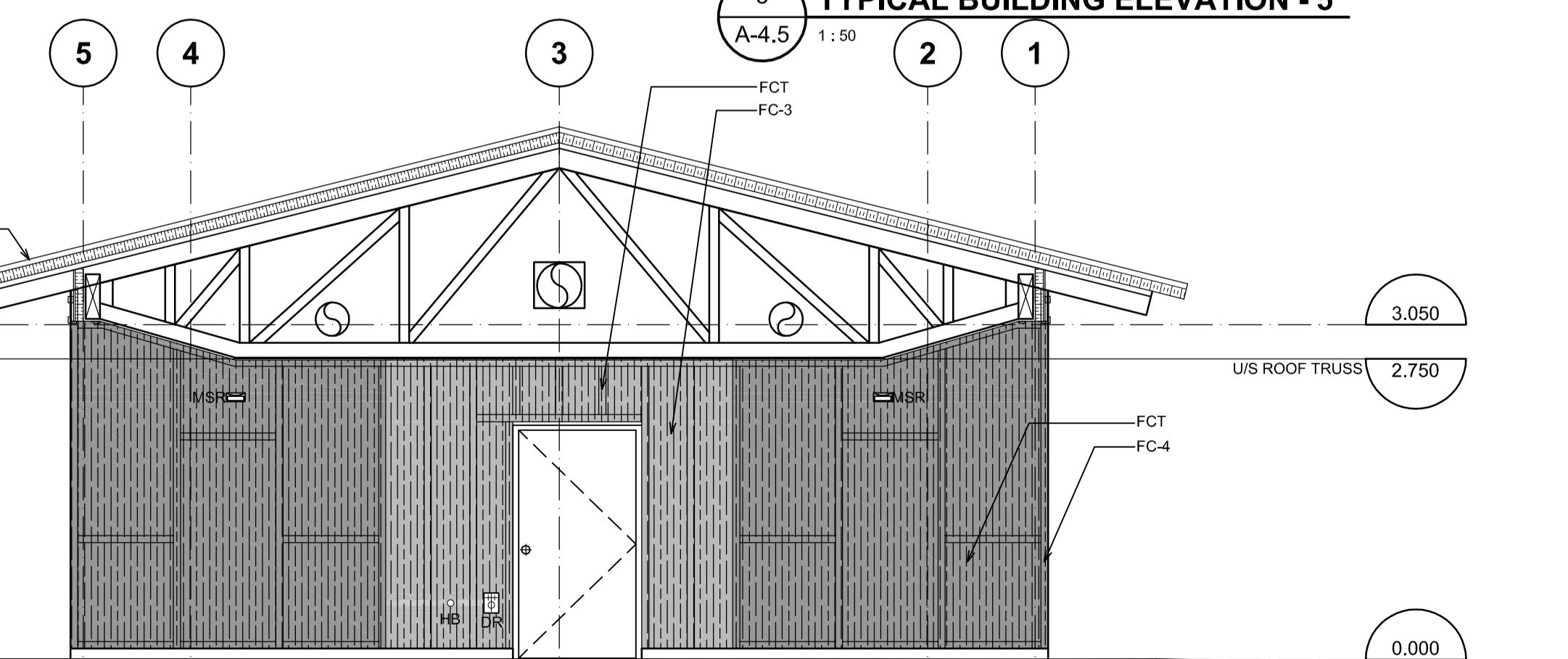
3 LONG BEACH NORTH & SOUTH TYPICAL BUILDING ELEVATION - 3
 A-4.5 1:50



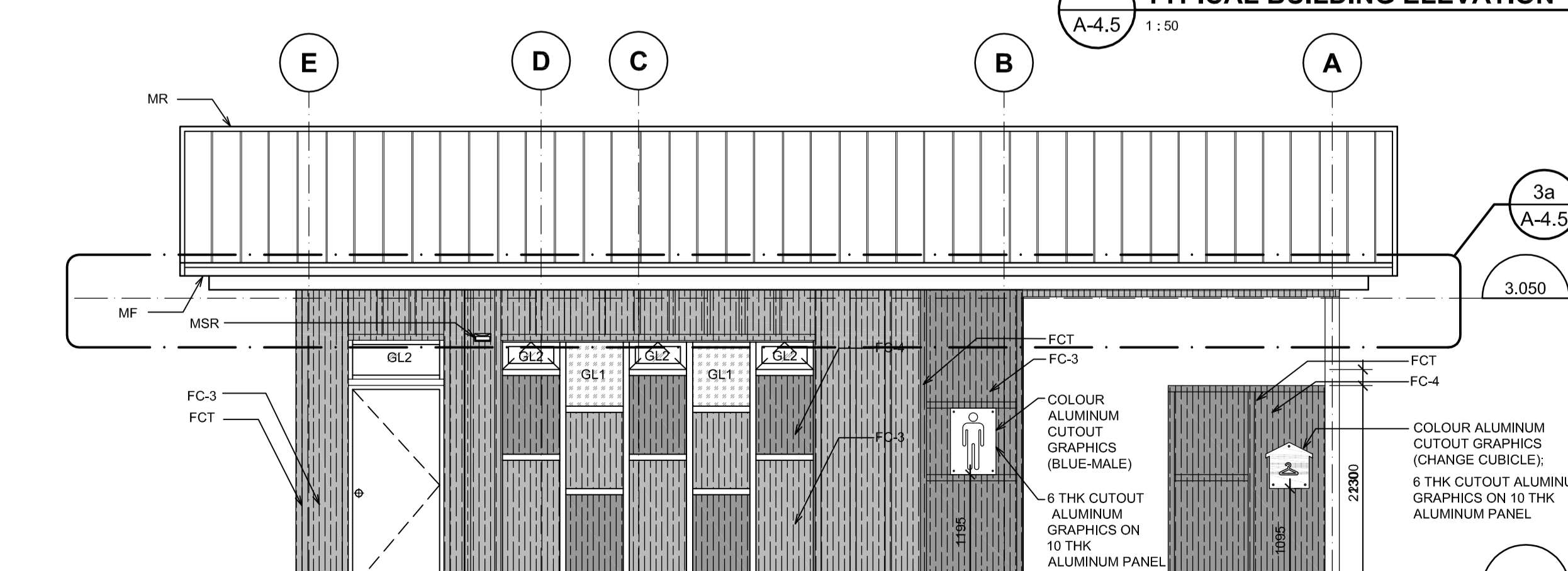
5 LONG BEACH NORTH & SOUTH TYPICAL BUILDING ELEVATION - 5
 A-4.5 1:50



2 LONG BEACH NORTH & SOUTH TYPICAL BUILDING ELEVATION - 2
 A-4.5 1:50



4 LONG BEACH NORTH & SOUTH TYPICAL BUILDING ELEVATION - 4
 A-4.5 1:50



1 LONG BEACH NORTH & SOUTH TYPICAL BUILDING ELEVATION - 1
 A-4.5 1:50



5		
4		
3	ISSUED FOR TENDER	2017/03/03
2	ISSUED FOR 99%CD	2016/03/10
1	ISSUED FOR 50%CD	2016/02/19
0	ISSUED FOR DD	2016/01/28
Revision/	Description/Description	Date/Date

Client/client
PARKS CANADA

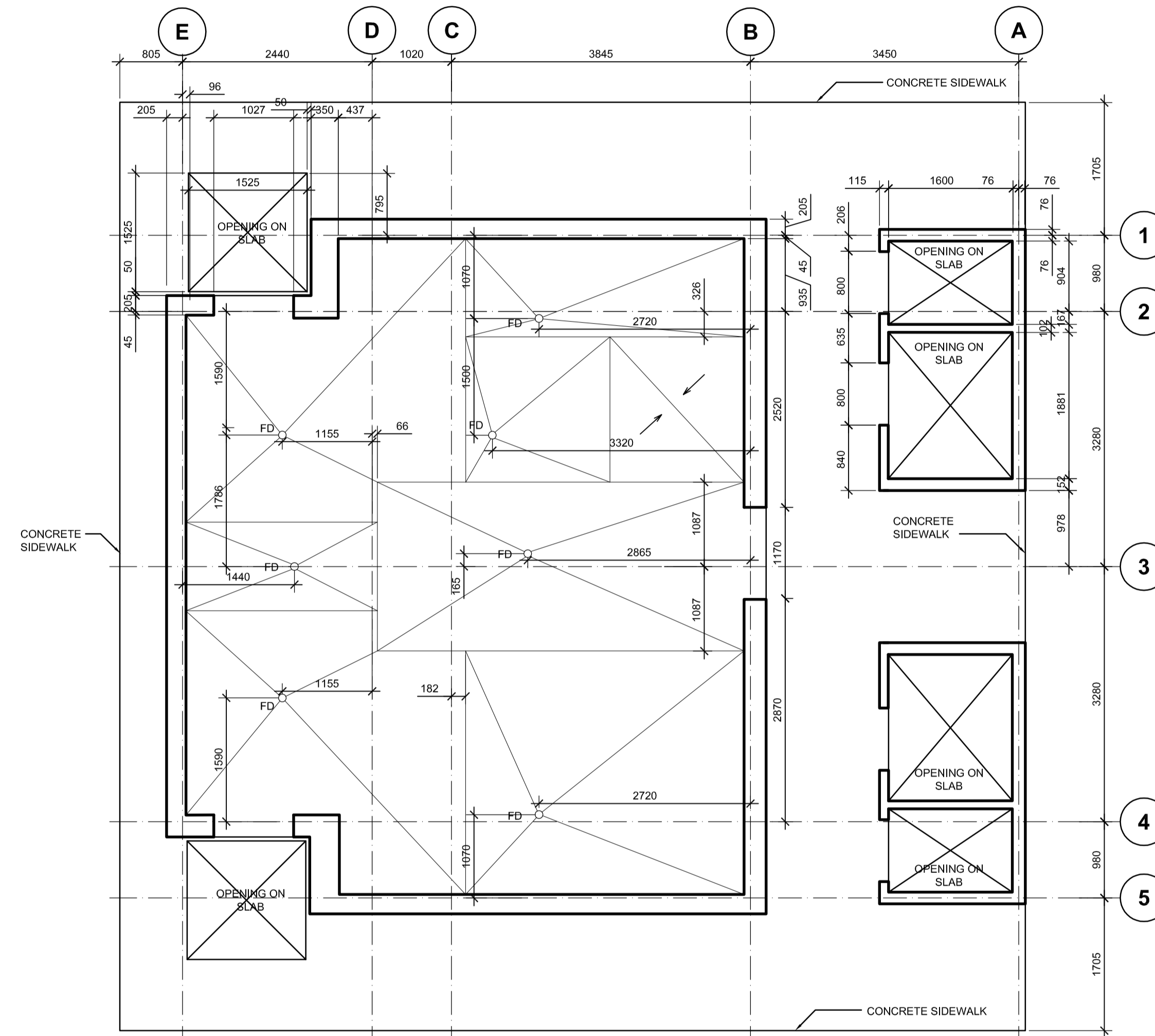
Project title/Titre du projet
**PACIFIC RIM HIGHWAY
 PACIFIC RIM NATIONAL PARK
 WASHROOM BUILDINGS
 REPLACEMENT**

Consultant Signature Only
 Designed by/Concept par
T.Y.
 Drawn by/Dessiné par
MW
 PWGSC Project Manager/Administrateur de Projets TPSCG
TOM DUNPHY
 Regional Manager, Architectural and Engineering Services
 Gestionnaire régionale, Services d'architecture et de génie, TPSCG
PREETIPAL PAUL
 Drawing title/Titre du dessin
**LONG BEACH NORTH & SOUTH
 TYPICAL BUILDING ELEVATIONS**


Project No./No. du projet
R.078666.001

Sheet/Feuille
A-4.5
 of 32

Revision no./
 La Révision no.
3



1
A-4.6 1:50
LONG BEACH NORTH & SOUTH
SLAB EDGE PLAN



Revision/	Description/Description	Date/Date
5		
4		
3	ISSUED FOR TENDER	2017/03/03
2	ISSUED FOR 99%CD	2016/03/10
1	ISSUED FOR 50%CD	2016/02/19
0	ISSUED FOR DD	2016/01/20

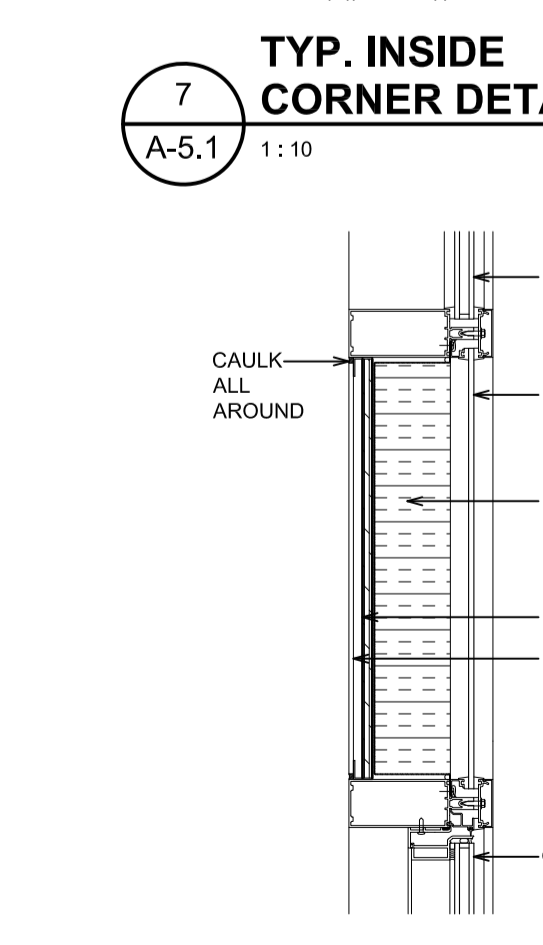
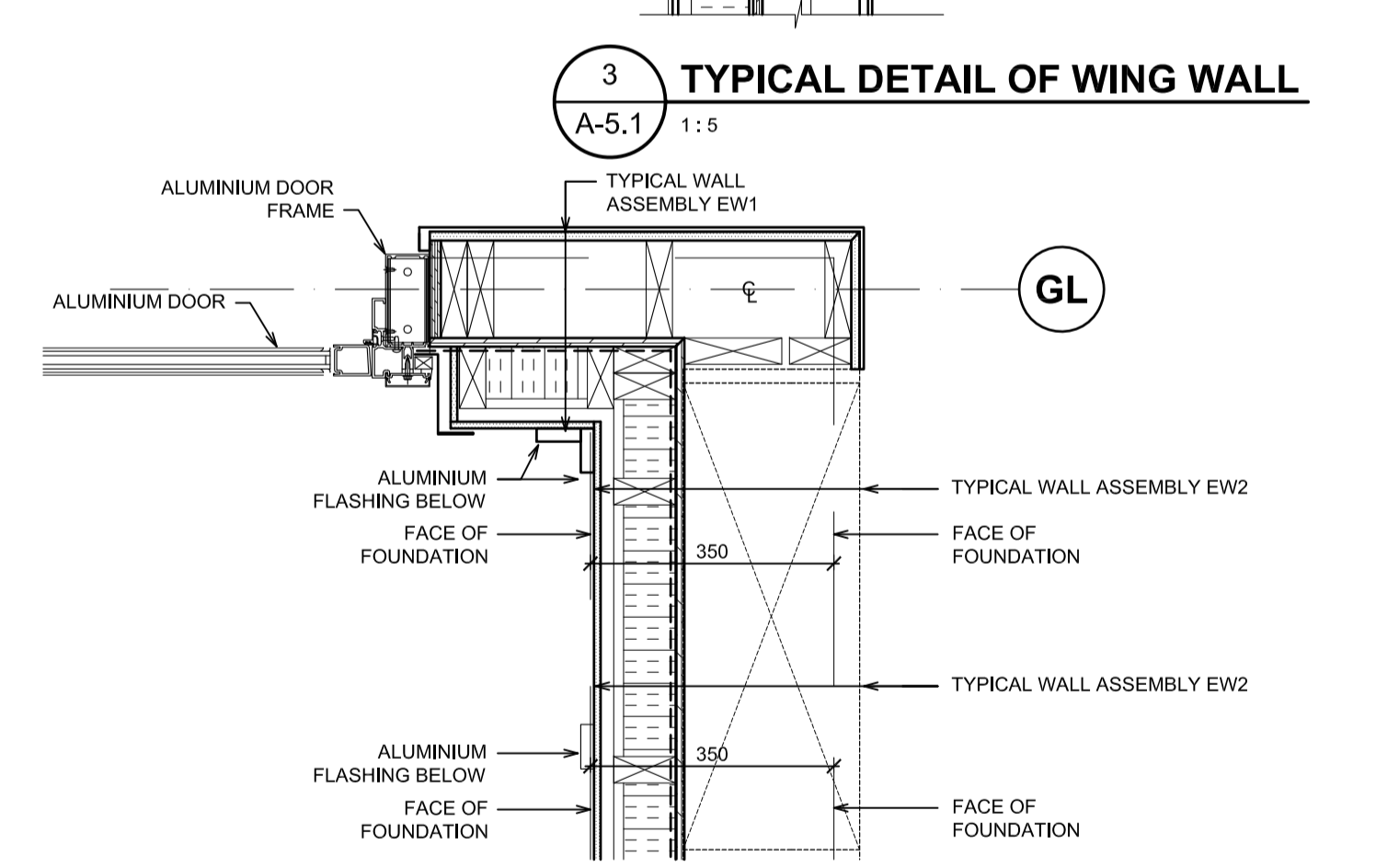
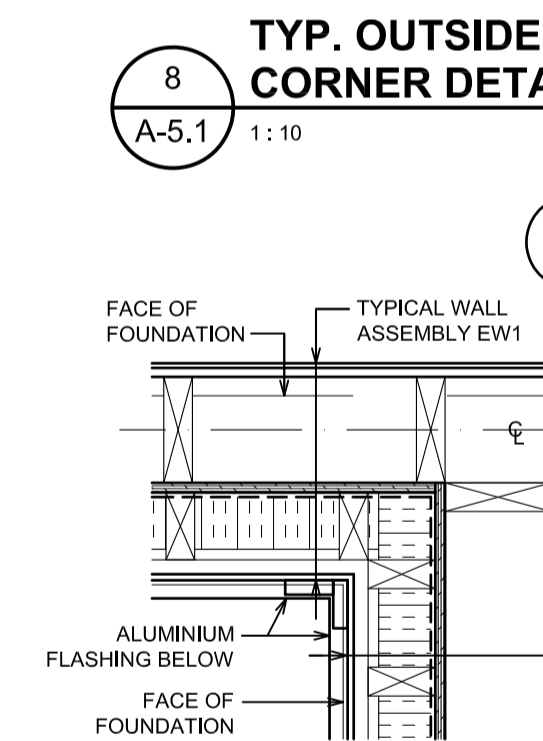
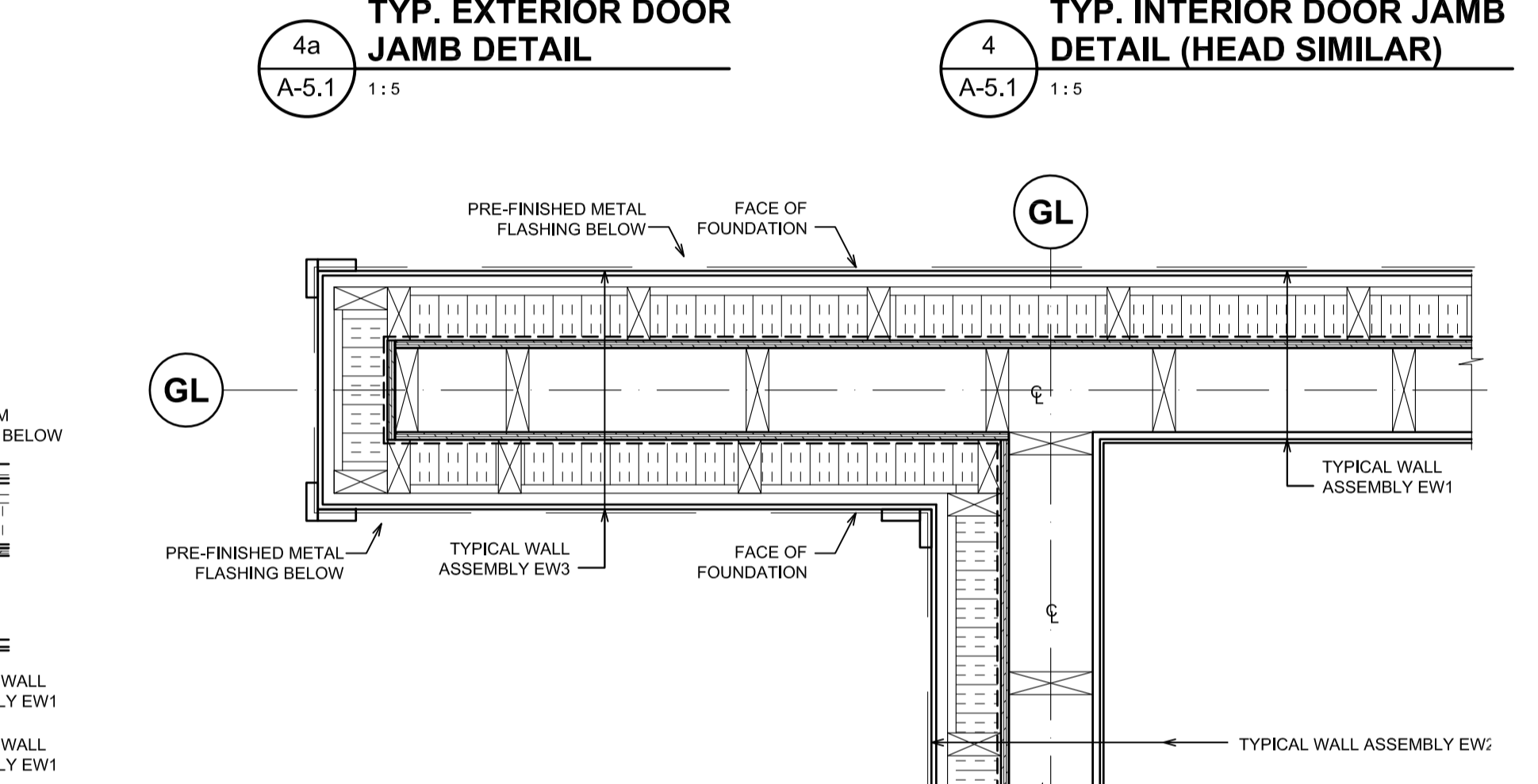
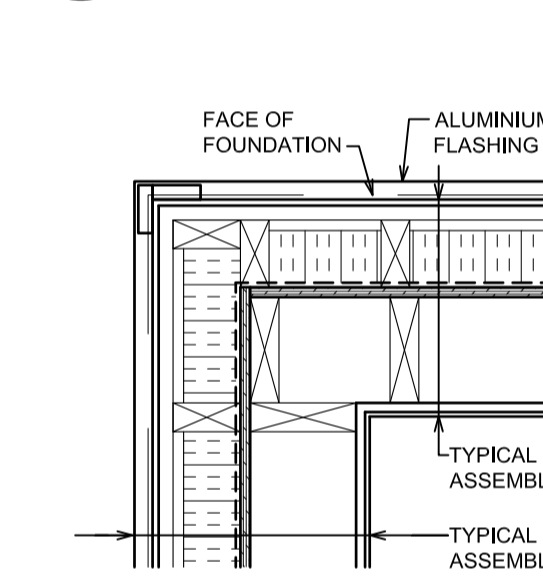
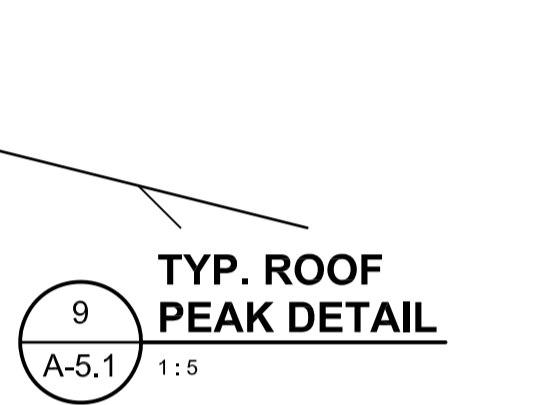
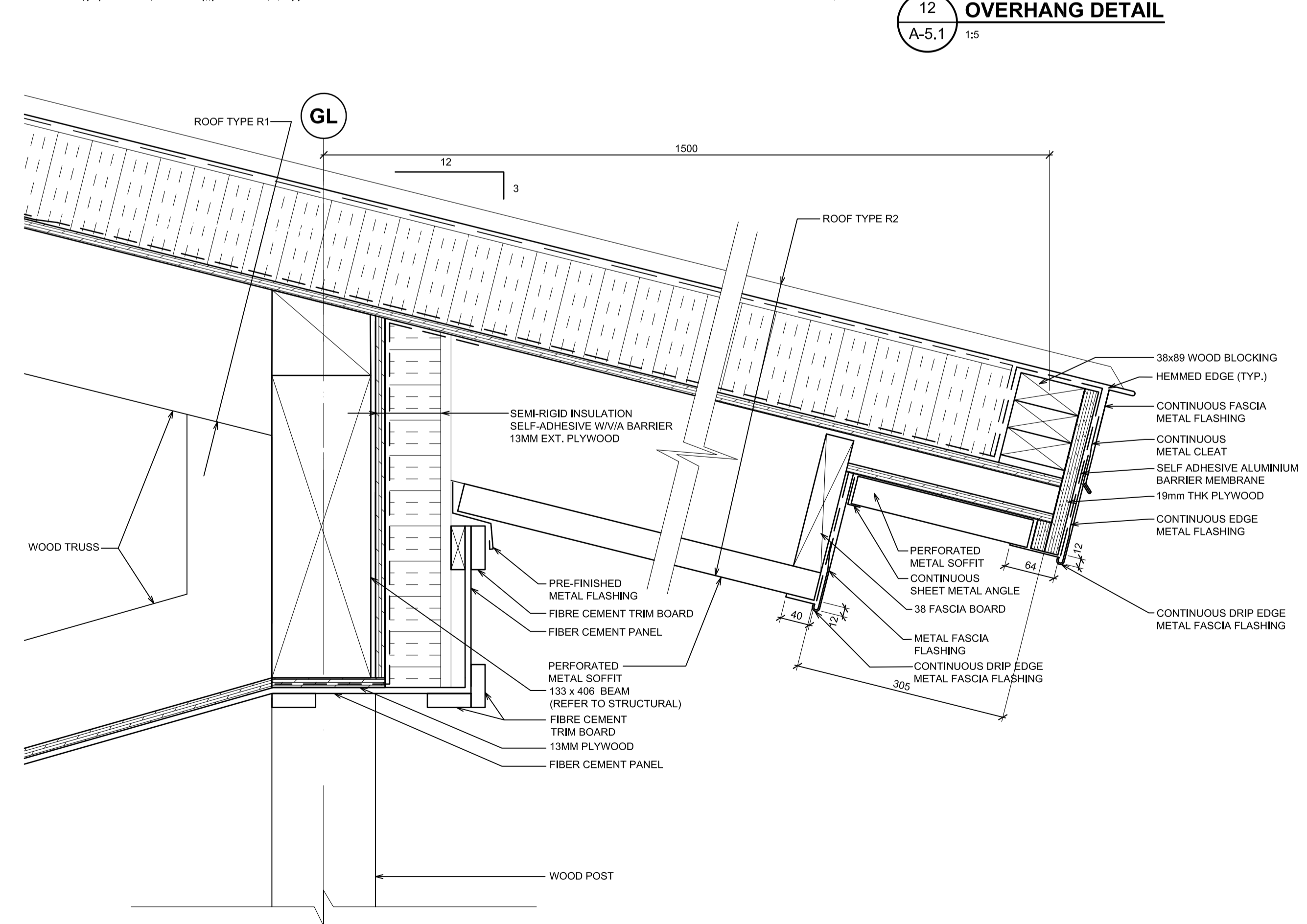
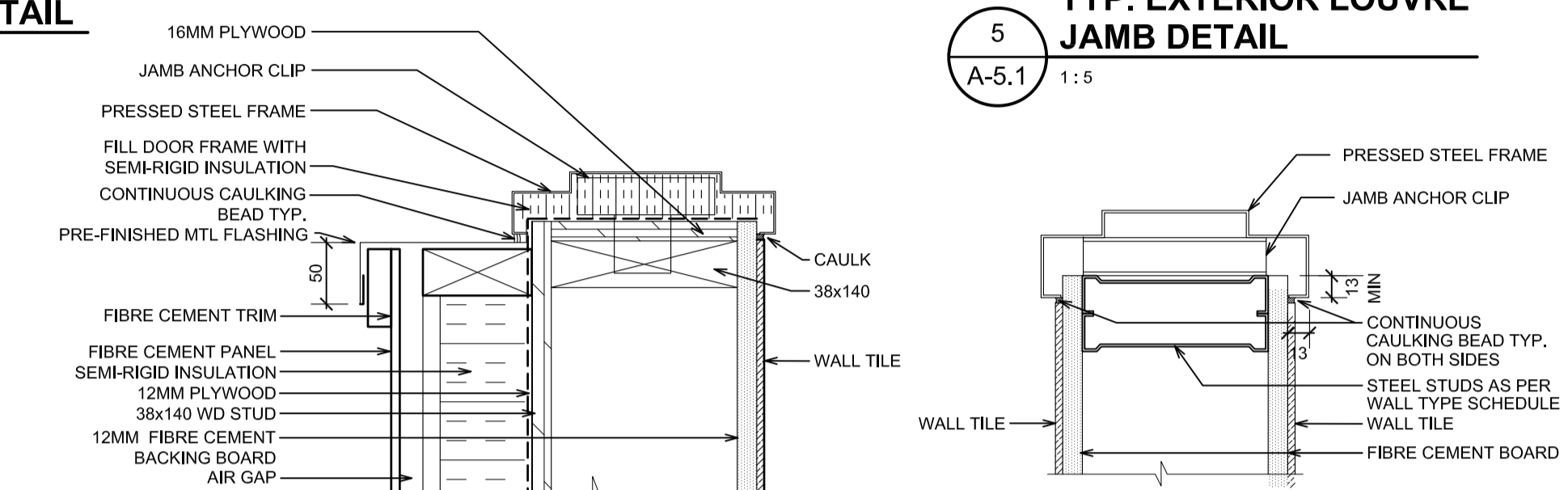
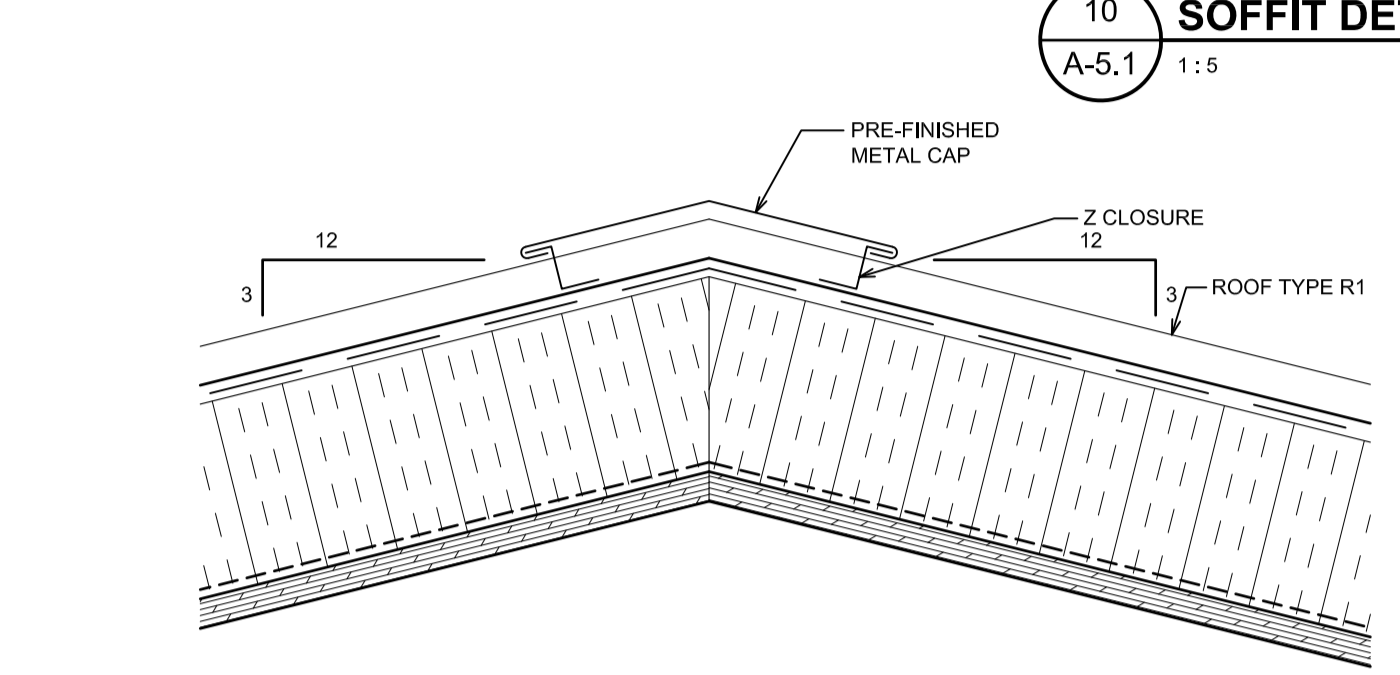
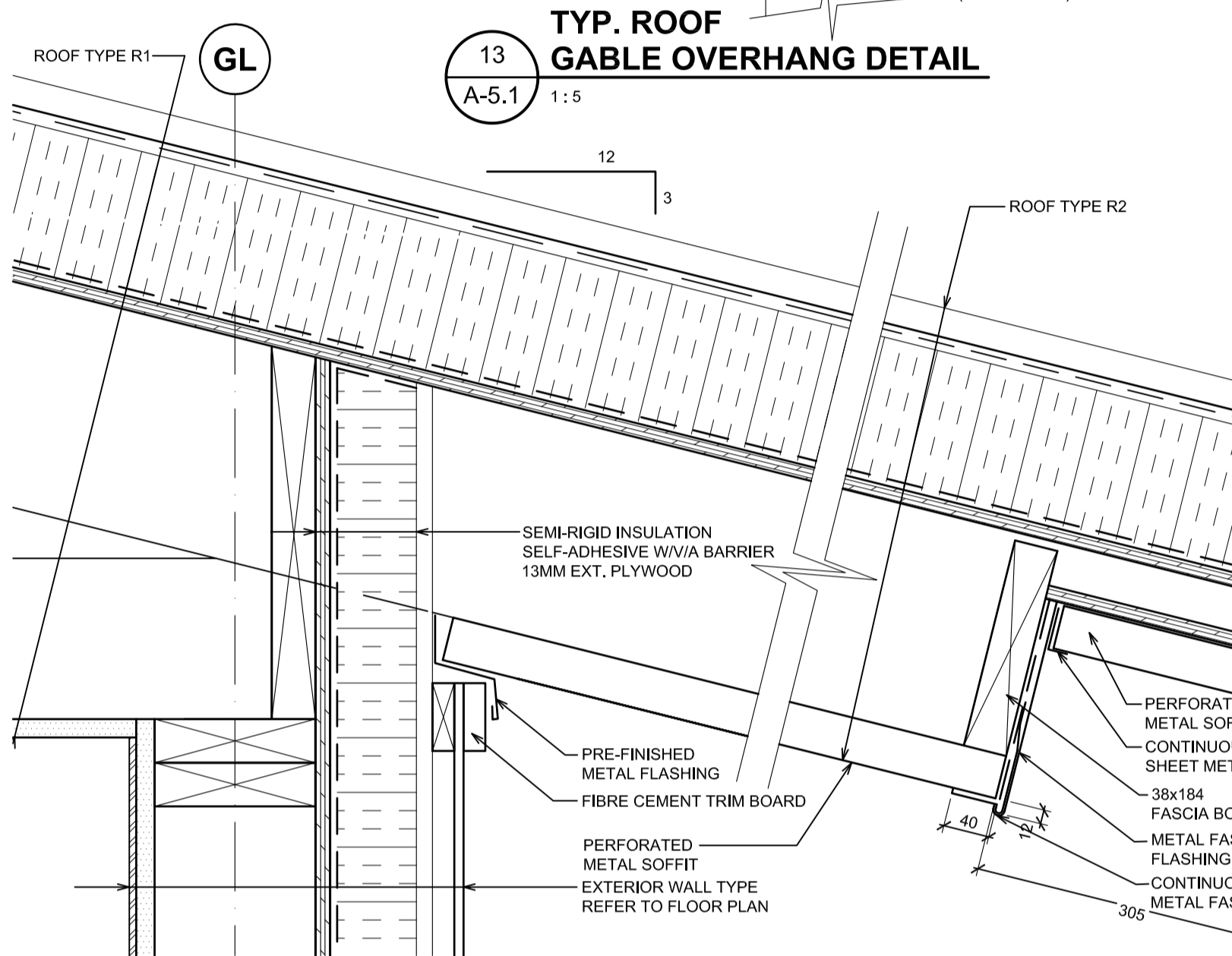
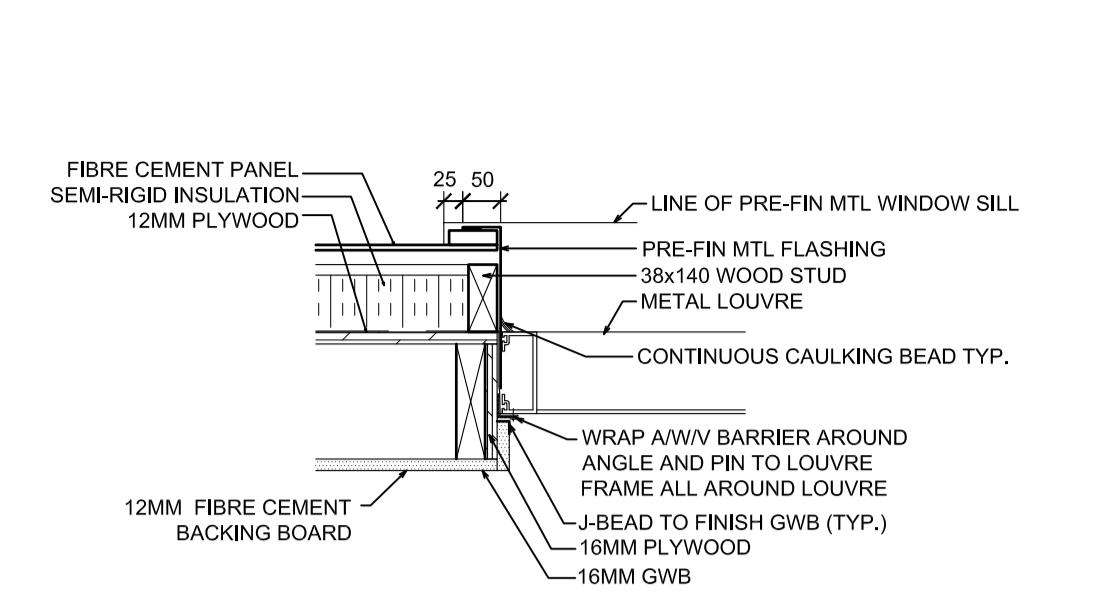
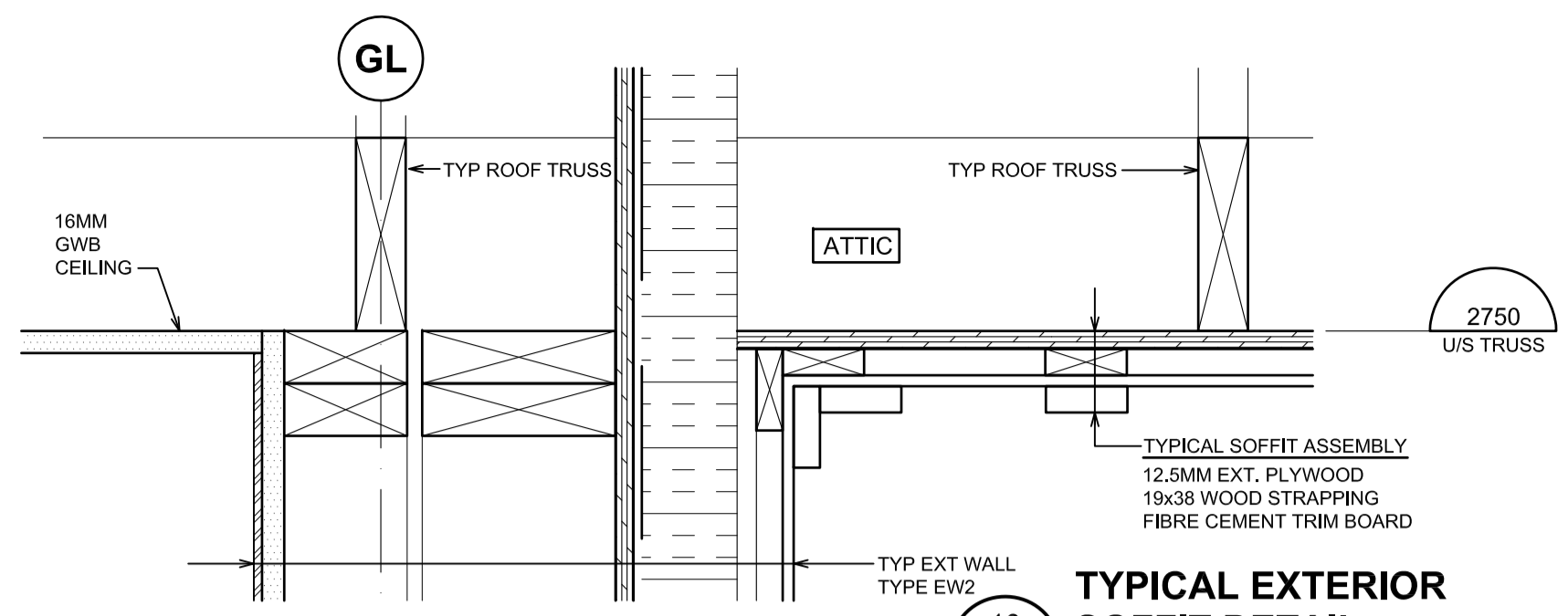
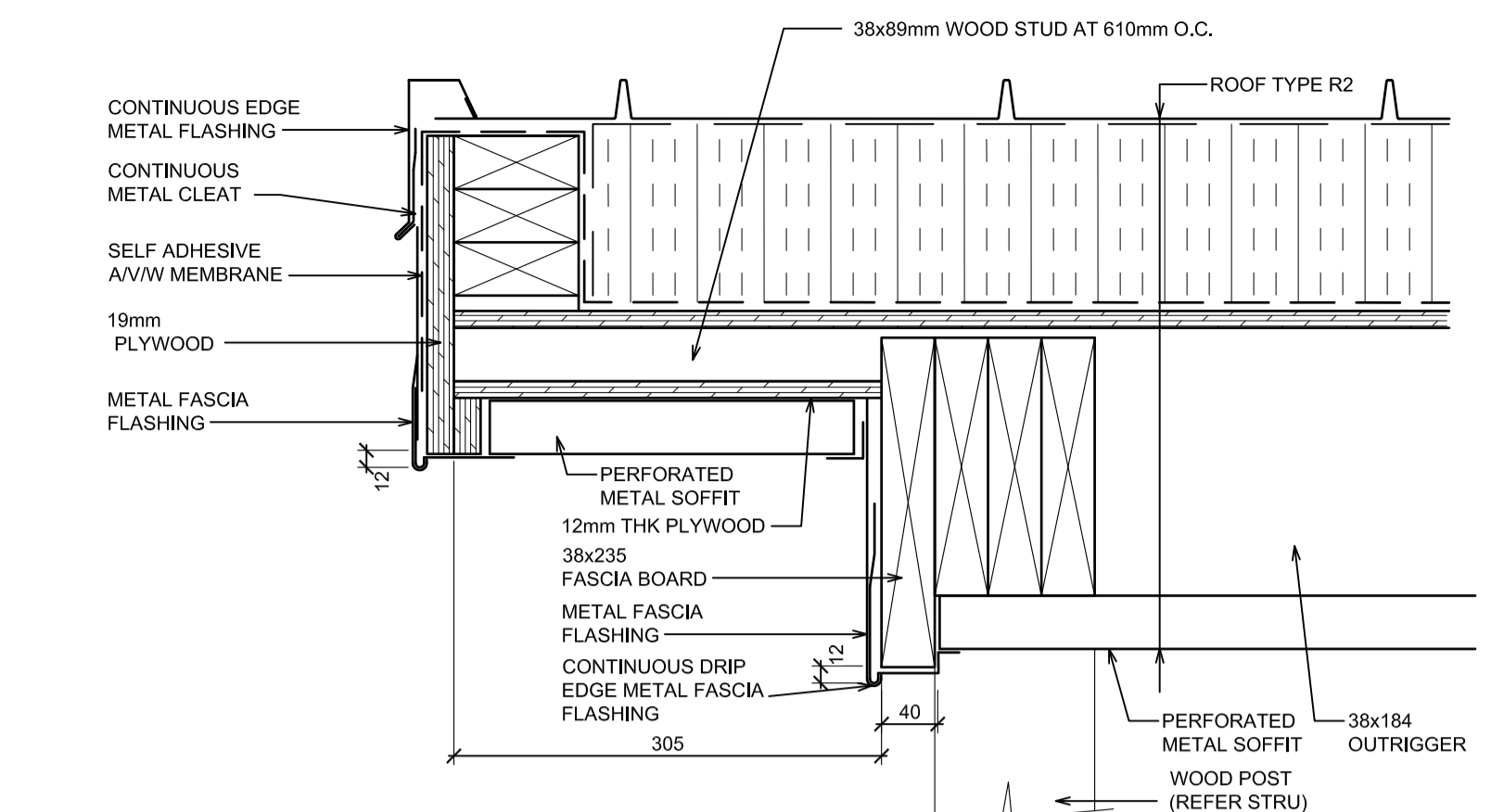
Client/client
PARKS CANADA

Project title/Titre du projet
**PACIFIC RIM HIGHWAY
PACIFIC RIM NATIONAL PARK
WASHROOM BUILDINGS
REPLACEMENT**

Consultant Signature Only
Designed by/Concept par
T.Y.
Drawn by/Dessiné par
MW
PWGSC Project Manager/Administrateur de Projets TPSGC
TOM DUNPHY
Regional Manager, Architectural and Engineering Services
Gestionnaire régionale, Services d'architectural et de génie, TPSGC
PREETIPAL FAUL

Drawing title/Titre du dessin
**LONG BEACH NORTH & SOUTH
SLAB EDGE PLAN**

Project No./No. du projet	Sheet/Feuille	Revision no./La Révision no.
R.078666.001	A-4.6 OF 32	3



Revision/Revision	Description/Description	Date/Date
5		
4		
3	ISSUED FOR TENDER	2017/03/03
2	ISSUED FOR 99%CD	2016/03/10
1	ISSUED FOR 50%CD	2016/02/19
0	ISSUED FOR DD	2016/01/20

Client/client

PARKS CANADA


Project title/Titre du projet
**PACIFIC RIM HIGHWAY
PACIFIC RIM NATIONAL PARK
WASHROOM BUILDINGS
REPLACEMENT**

Consultant Signature Only

Designed by/Concept par
T.Y.
Drawn by/Dessiné par
MW
PWGSC Project Manager/Administrateur de Projets TPSGC
TOM DUNPHY
Regional Manager, Architectural and Engineering Services
Gestionnaire régionale, Services d'architectural et de génie, TPSGC
PREETIPAL PAUL

Drawing title/Titre du dessin
**TYPICAL BUILDING
PLAN & SECTION DETAILS**

Project No./No. du projet	Sheet/Fauille	Revision no./ La Révision no.
R.078666.001	A-5.1 OF 32	3



Revision/	Description/Description	Date/Date
5		
4		
3	ISSUED FOR TENDER	2017/03/03
2	ISSUED FOR 99%CD	2016/03/10
1	ISSUED FOR 50%CD	2016/02/19
0	ISSUED FOR DD	2016/01/20

Client/client: **PARKS CANADA**

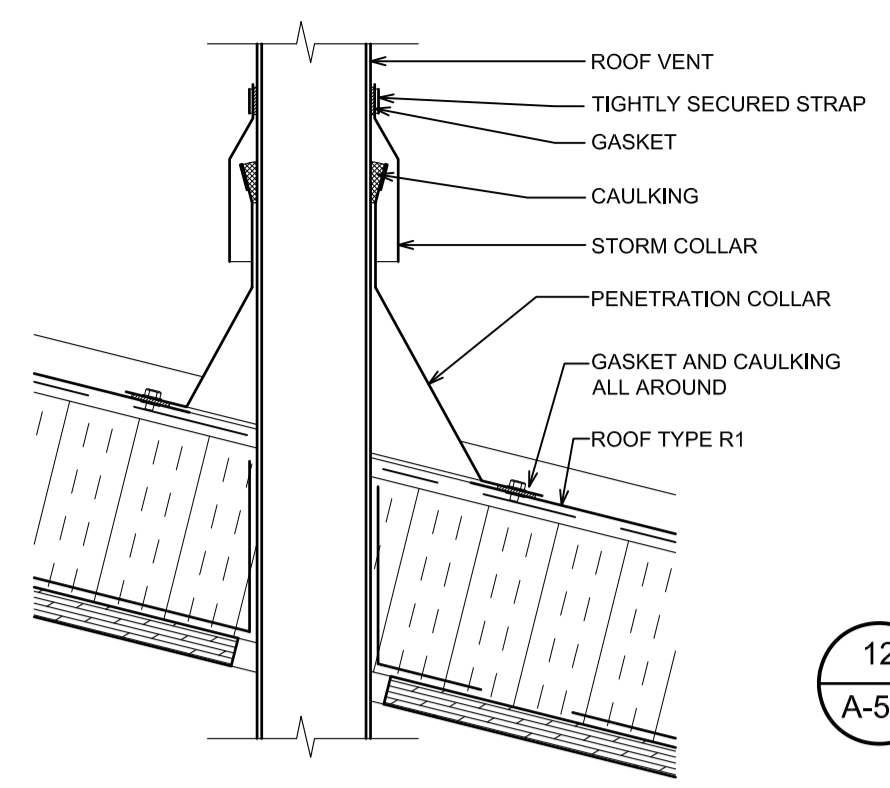
Project title/Titre du projet: **PACIFIC RIM HIGHWAY
PACIFIC RIM NATIONAL PARK
WASHROOM BUILDINGS
REPLACEMENT**

Consultant Signature Only

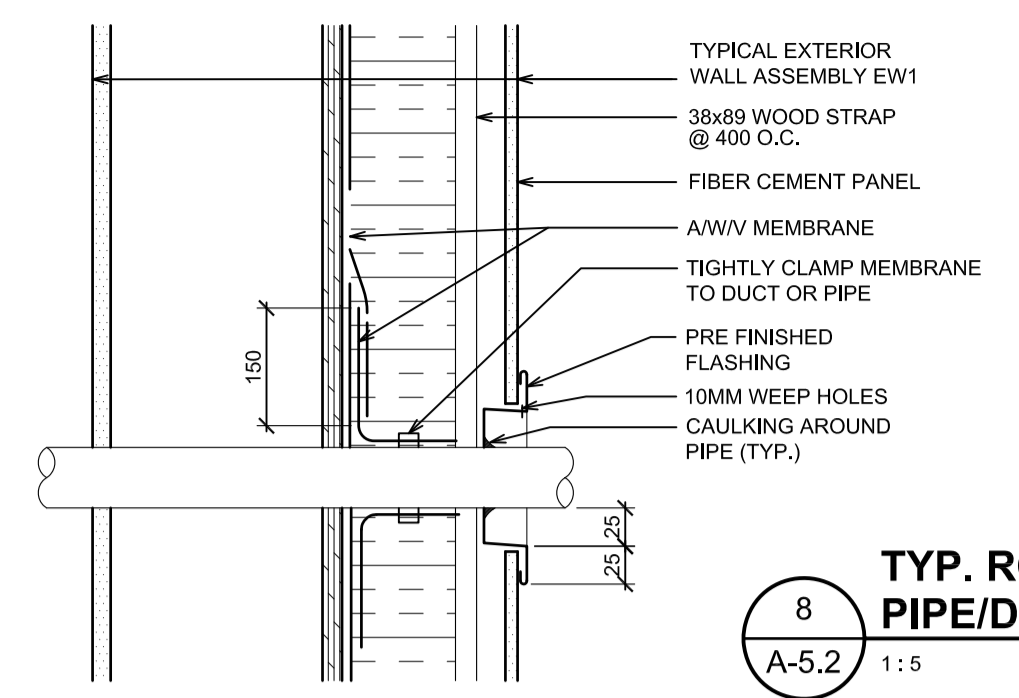
Designed by/Concept par: T.Y.
Drawn by/Dessiné par: MW
PWGSC Project Manager/Administrateur de Projets TPSGC: TOM DUNPHY
Regional Manager, Architectural and Engineering Services / Gestionnaire régionale, Services d'architecture et de génie, TPSGC: PREETIPAL FAUL

Drawing title/Titre du dessin: **TYPICAL BUILDING
PLAN & SECTION DETAILS**

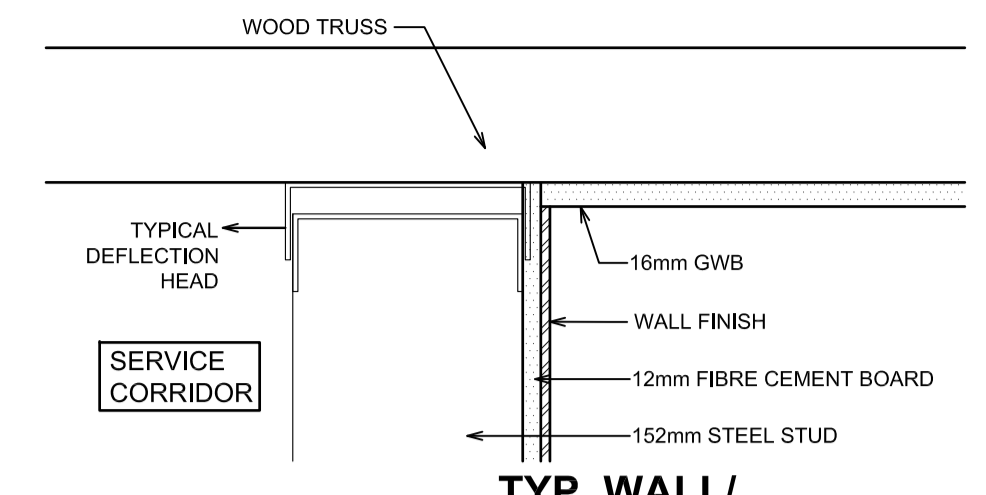
Project No./No. du projet: R.078666.001	Sheet/Fauille: A-5.2	Revision no./Révision no.: 3
---	----------------------	------------------------------



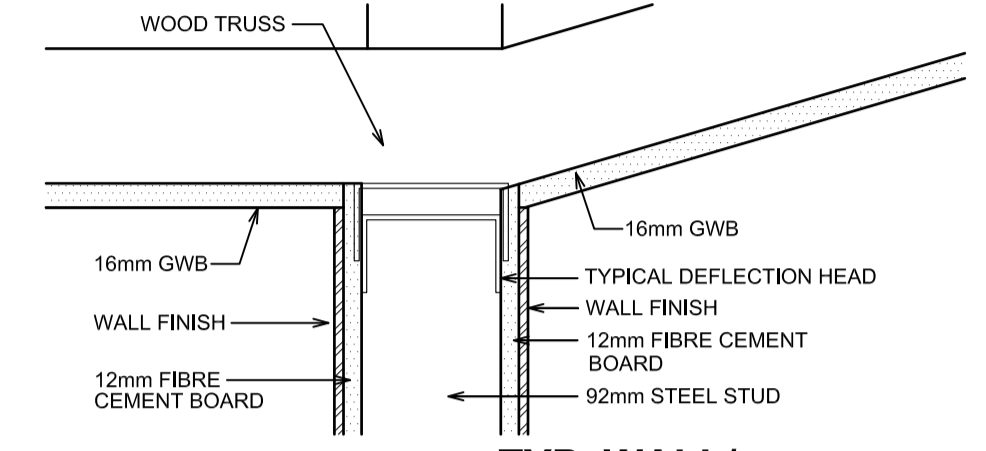
12 TYP. ROOF VENT DETAIL
A-5.2 1:5



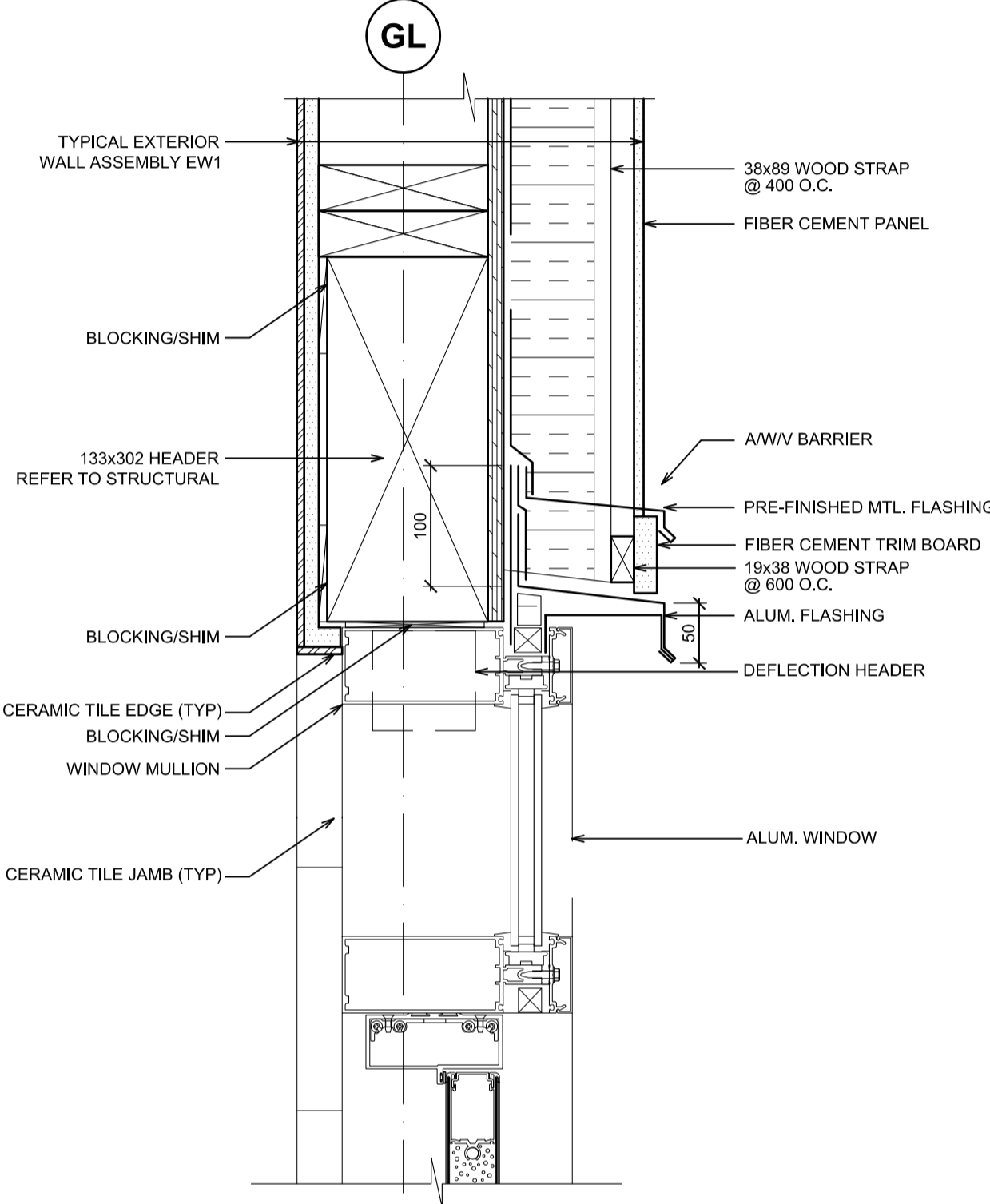
8 TYP. ROOF PIPE/DUCT PENETRATION
A-5.2 1:5



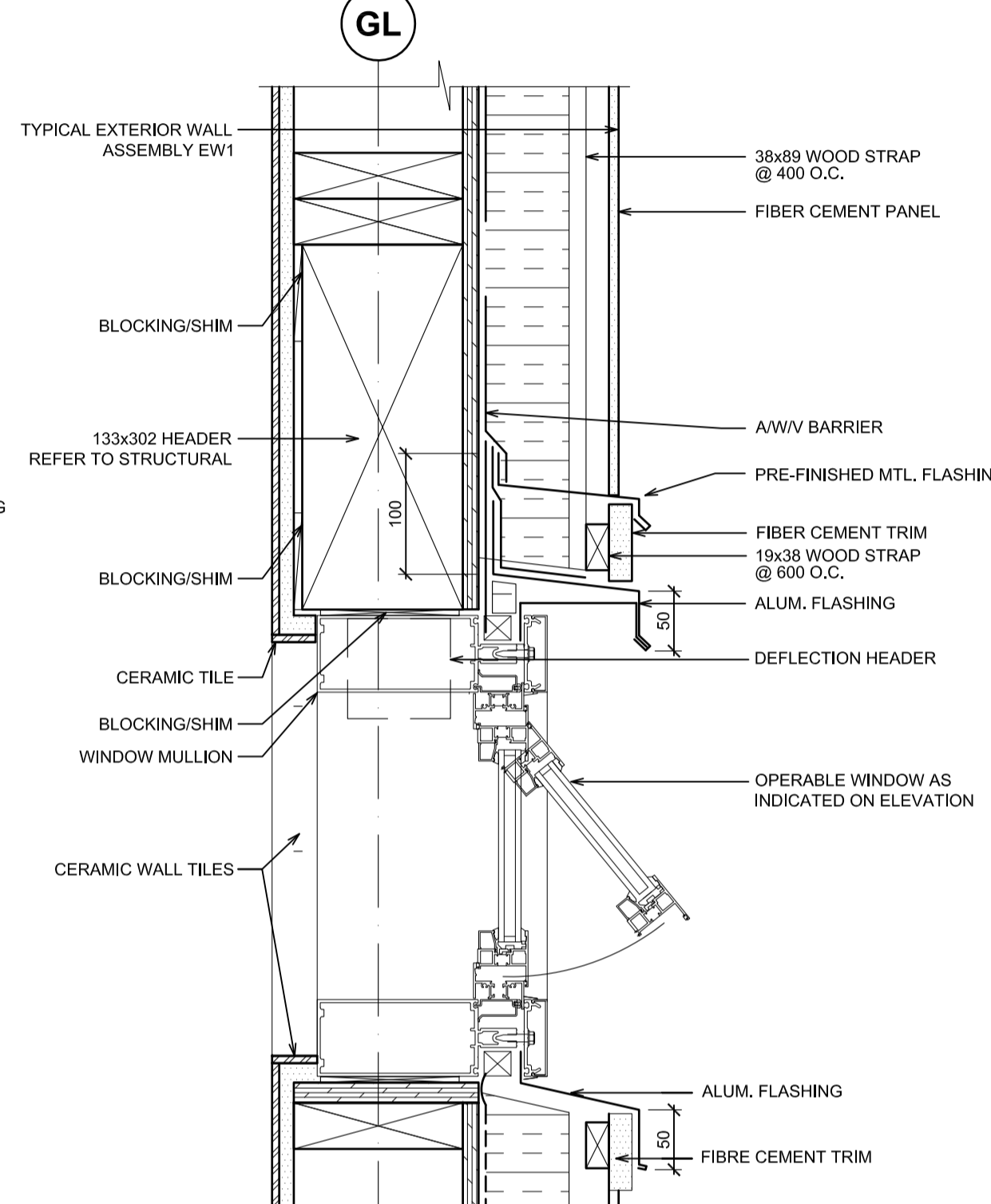
5 TYP. WALL/CEILING DETAIL
A-5.2 1:5



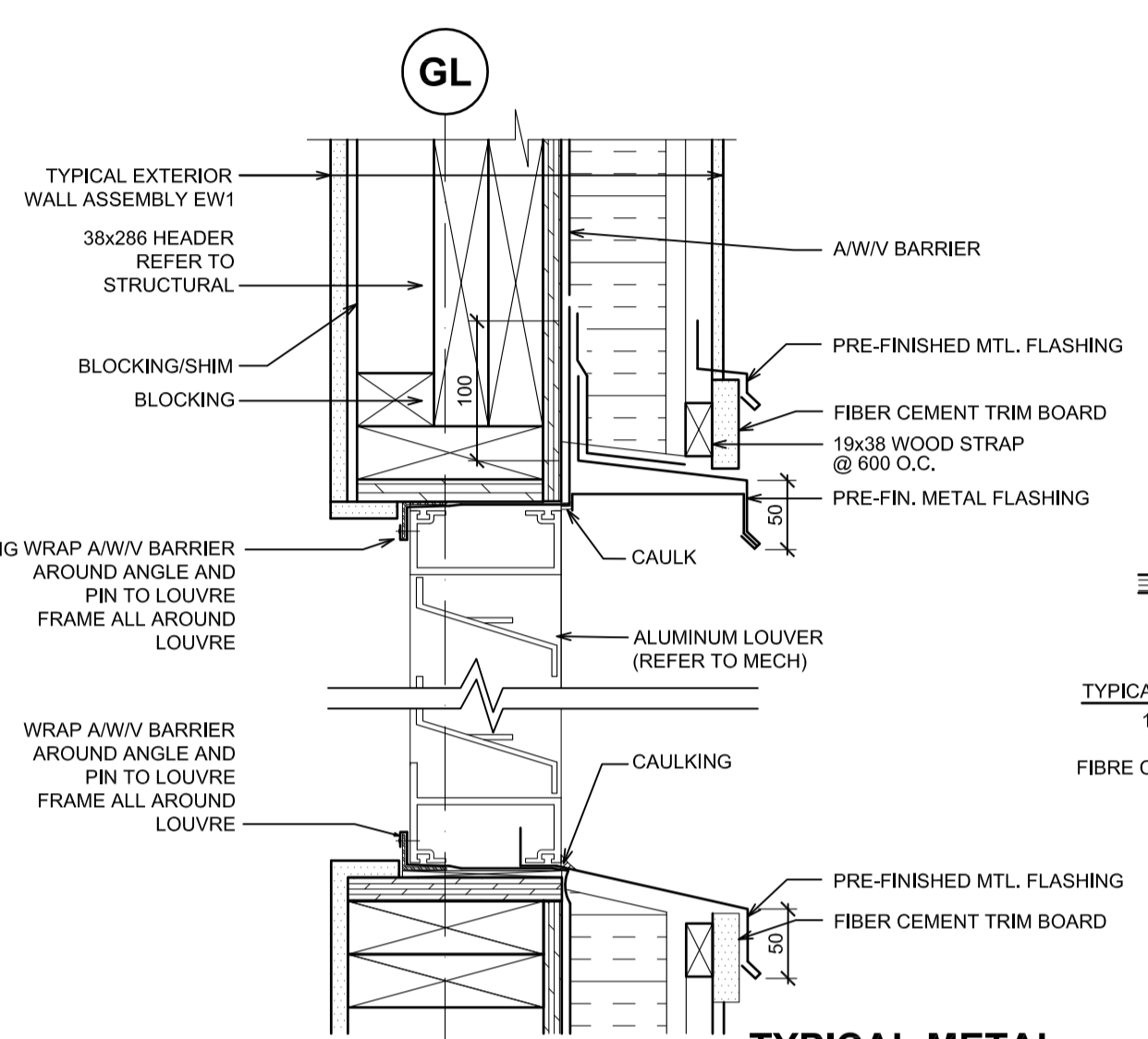
4 TYP. WALL/CEILING DETAIL
A-5.2 1:5



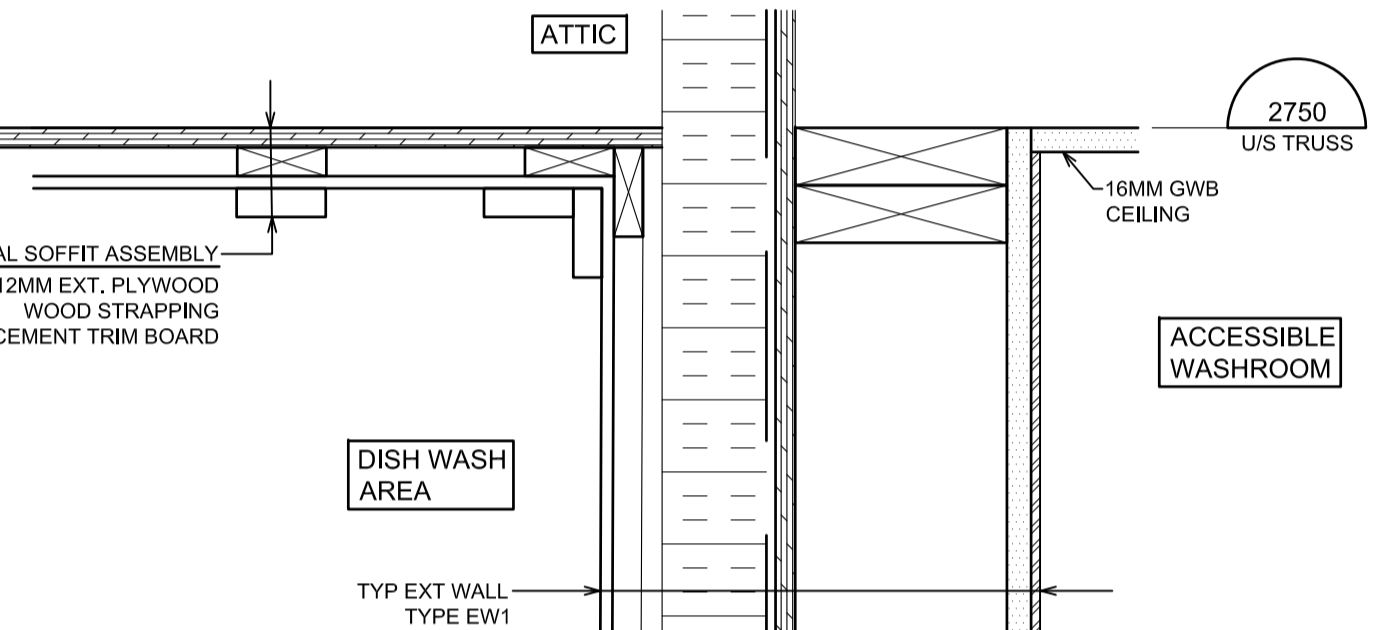
11 TYPICAL ALUMINUM DOOR HEAD DETAIL
A-5.2 1:5



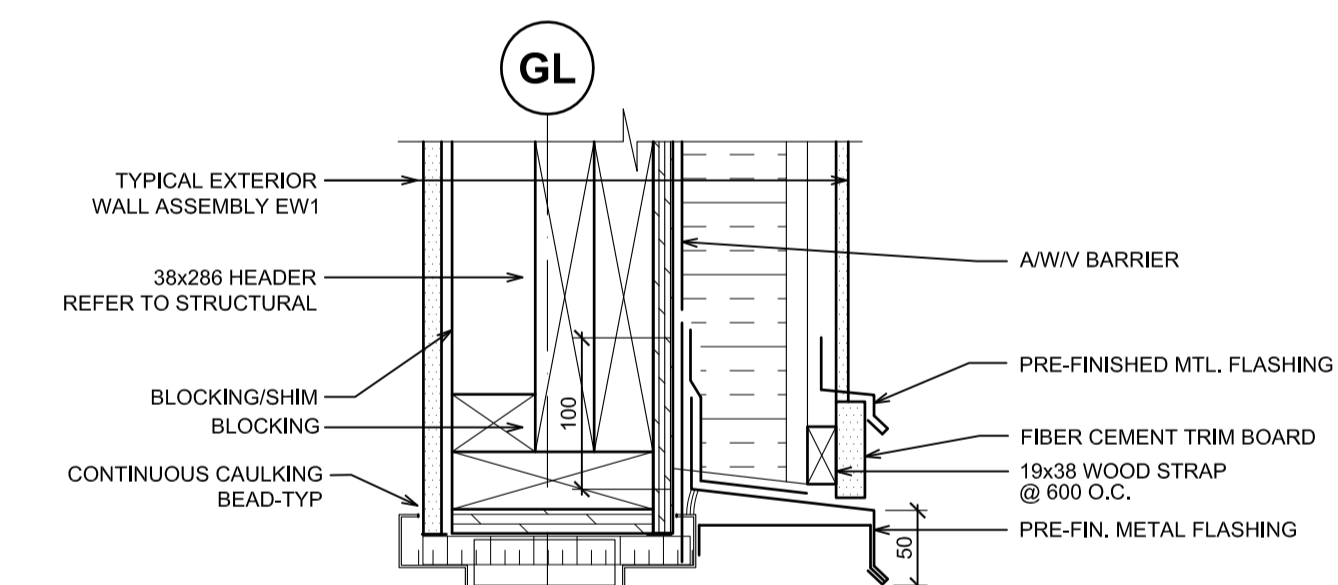
10 TYPICAL WINDOW DETAIL
A-5.2 1:5



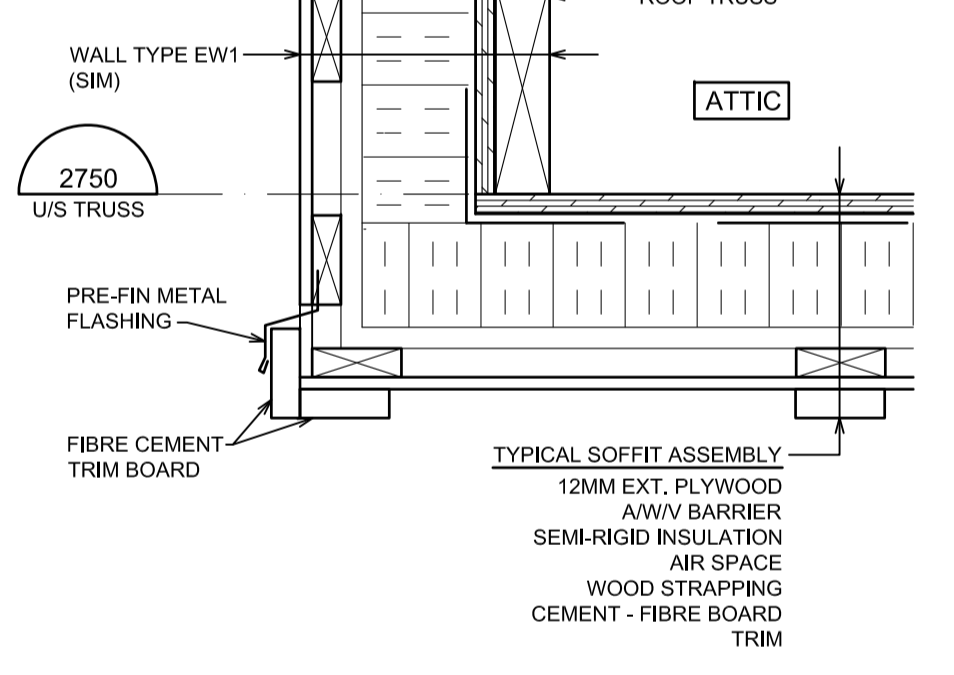
7 TYPICAL METAL LOUVER DETAIL
A-5.2 1:5



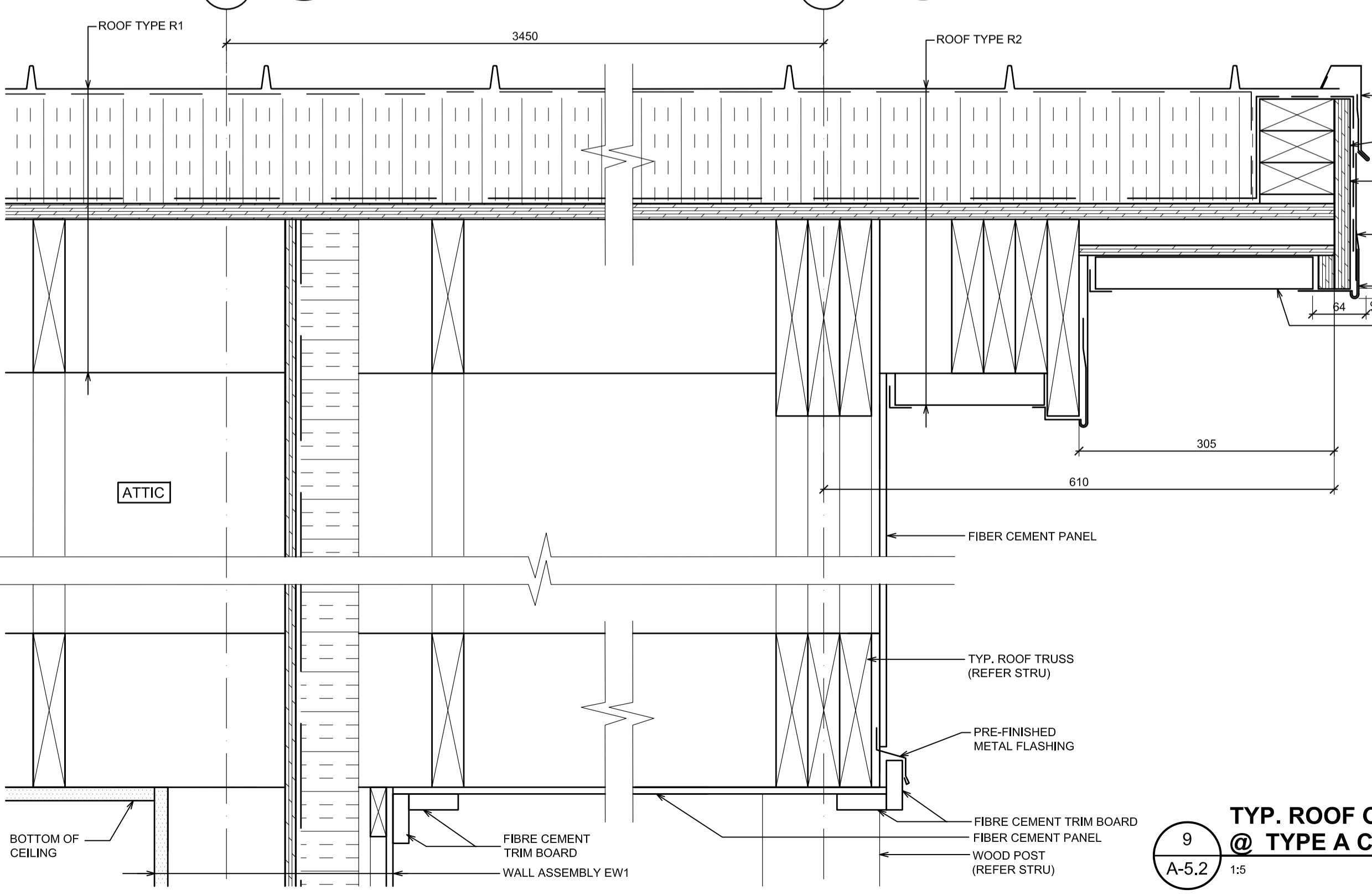
3 TYP. WALL/SOFFIT/CEILING SECTION @ ACCESSIBLE WR
A-5.2 1:5



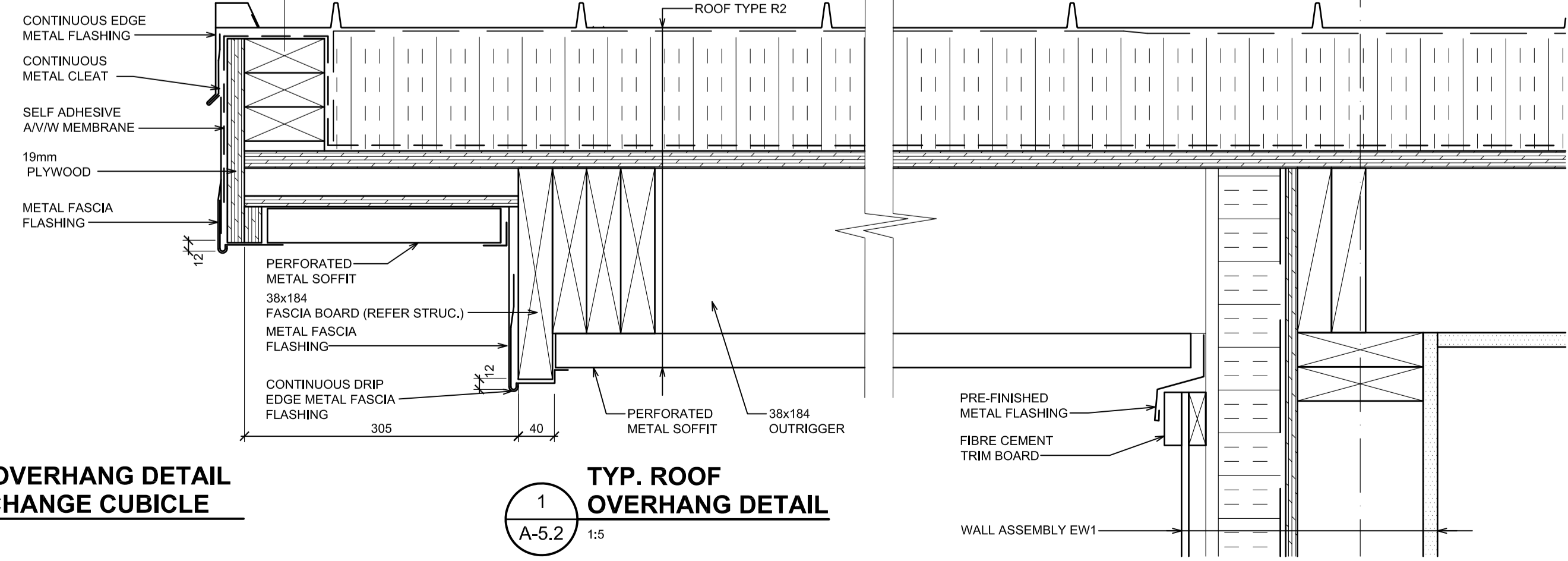
6 TYPICAL EXTERIOR DOOR HEAD DETAIL
A-5.2 1:5




2 TYP. SOFFIT DETAIL
A-5.2 1:5

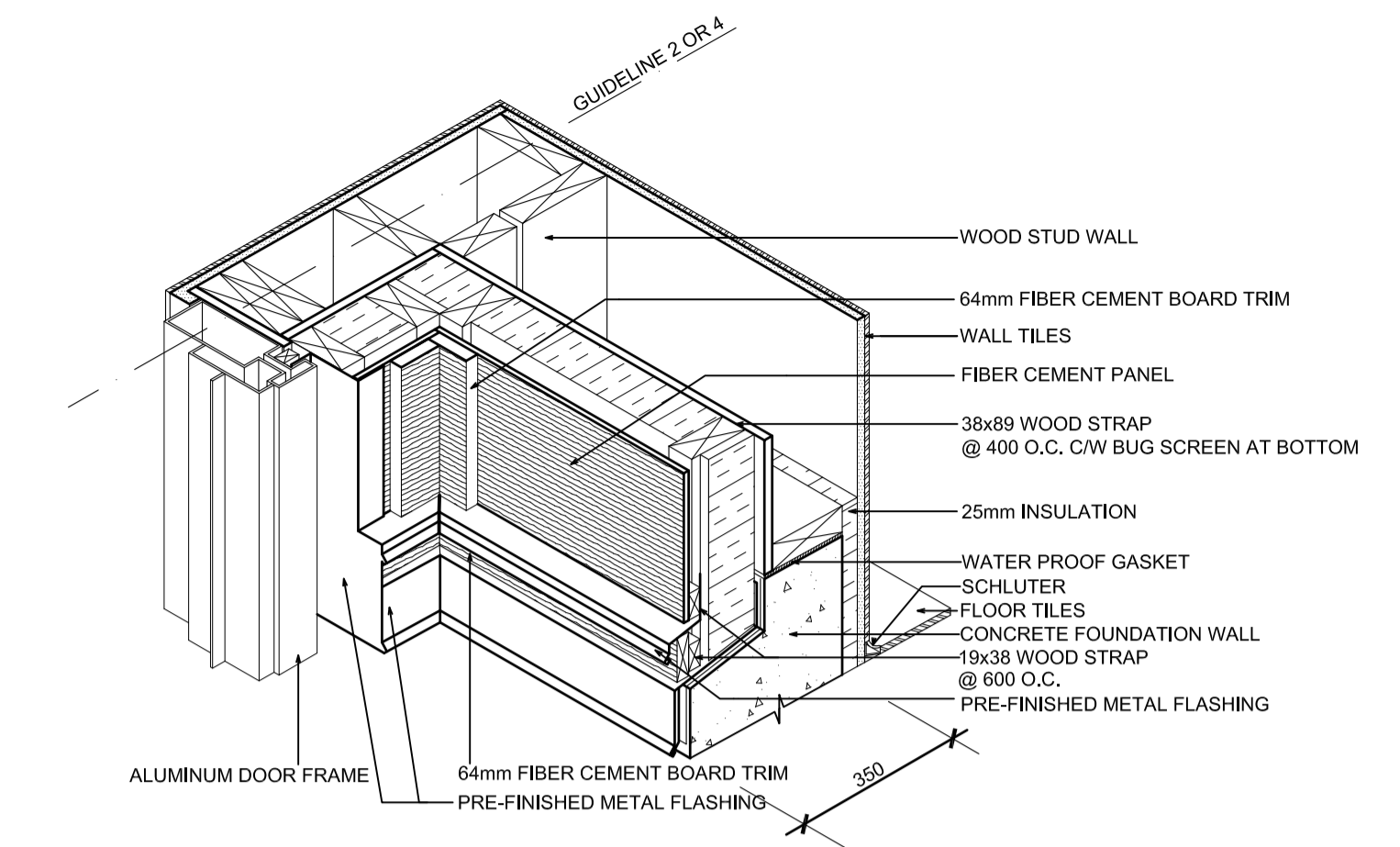



9 TYP. ROOF OVERHANG DETAIL @ TYPE A CHANGE CUBICLE
A-5.2 1:5

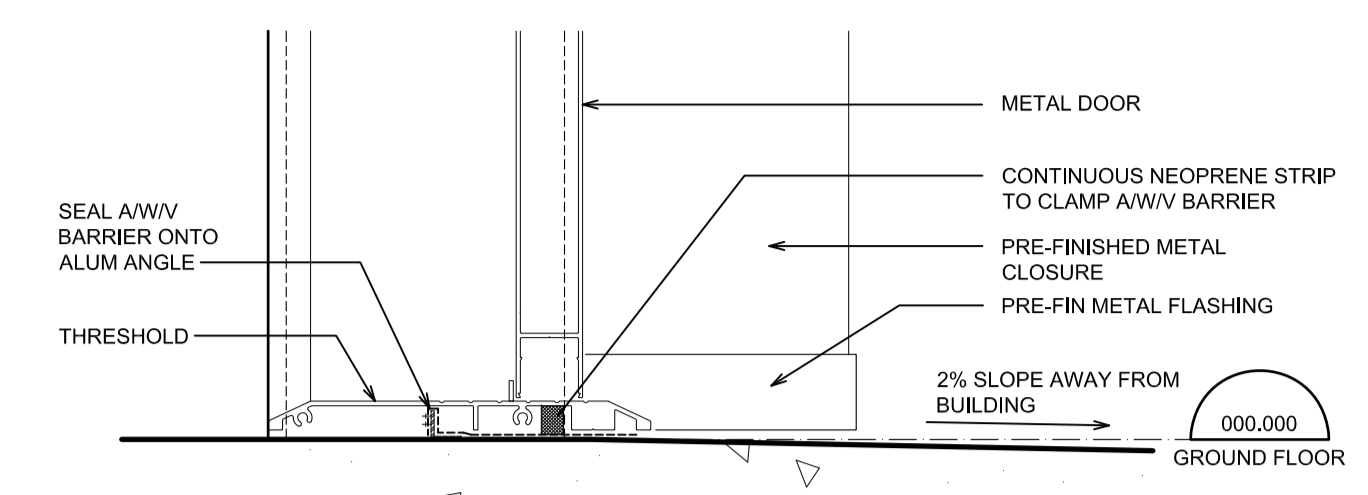


1 TYP. ROOF OVERHANG DETAIL
A-5.2 1:5

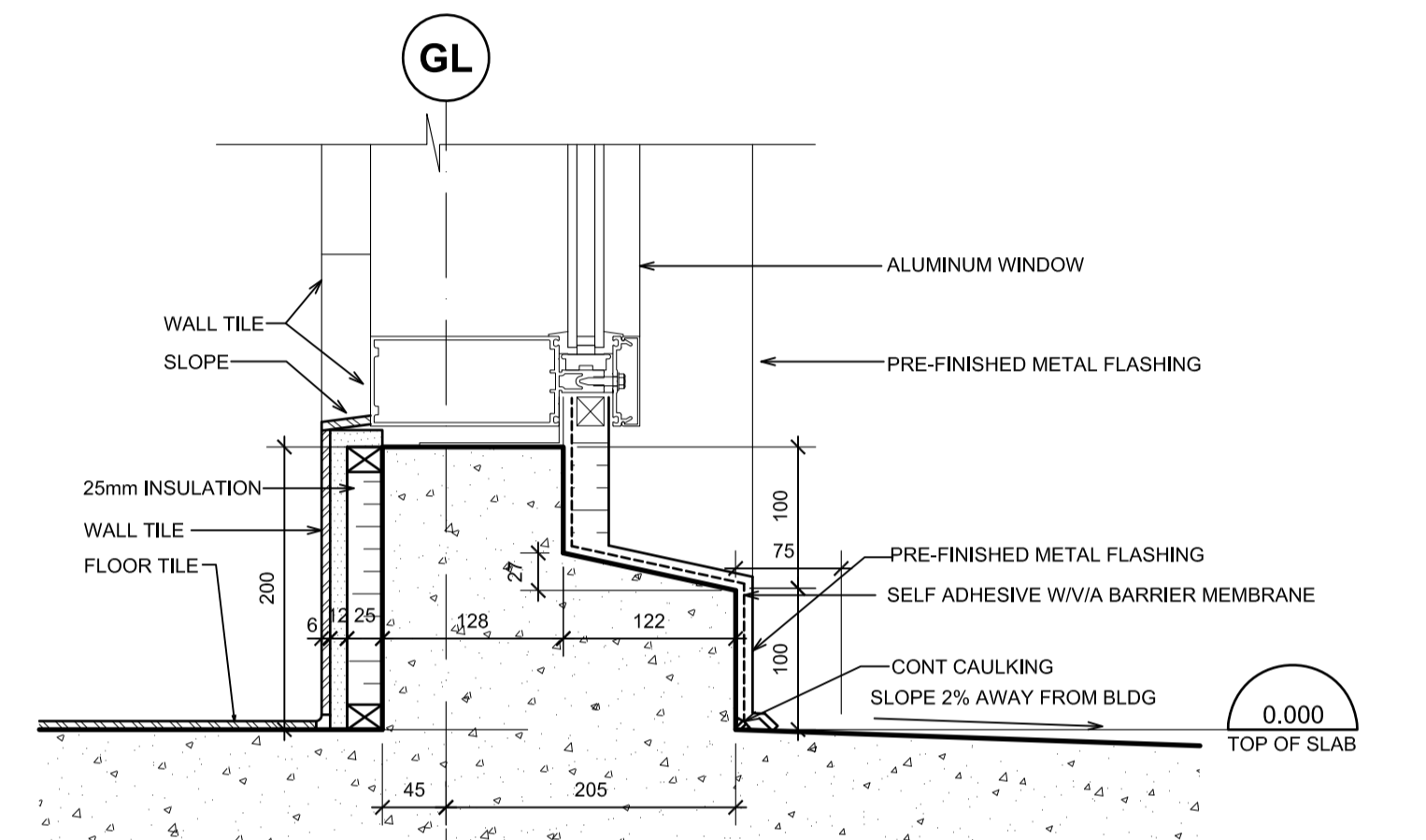




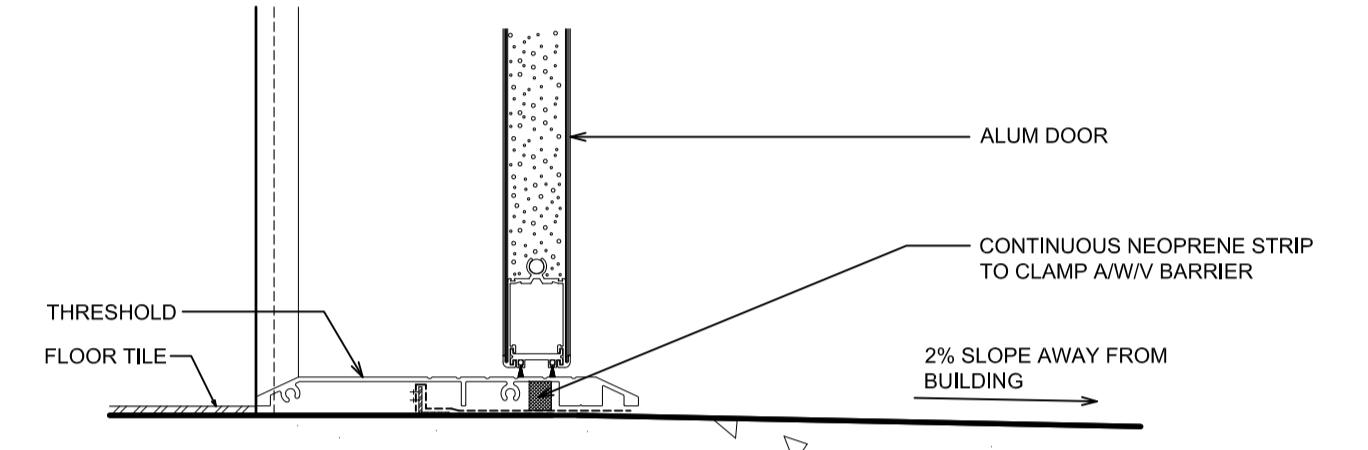
8 DETAIL OF DOOR FRAME/ CLADDING DETAIL
A-5.3 1:5



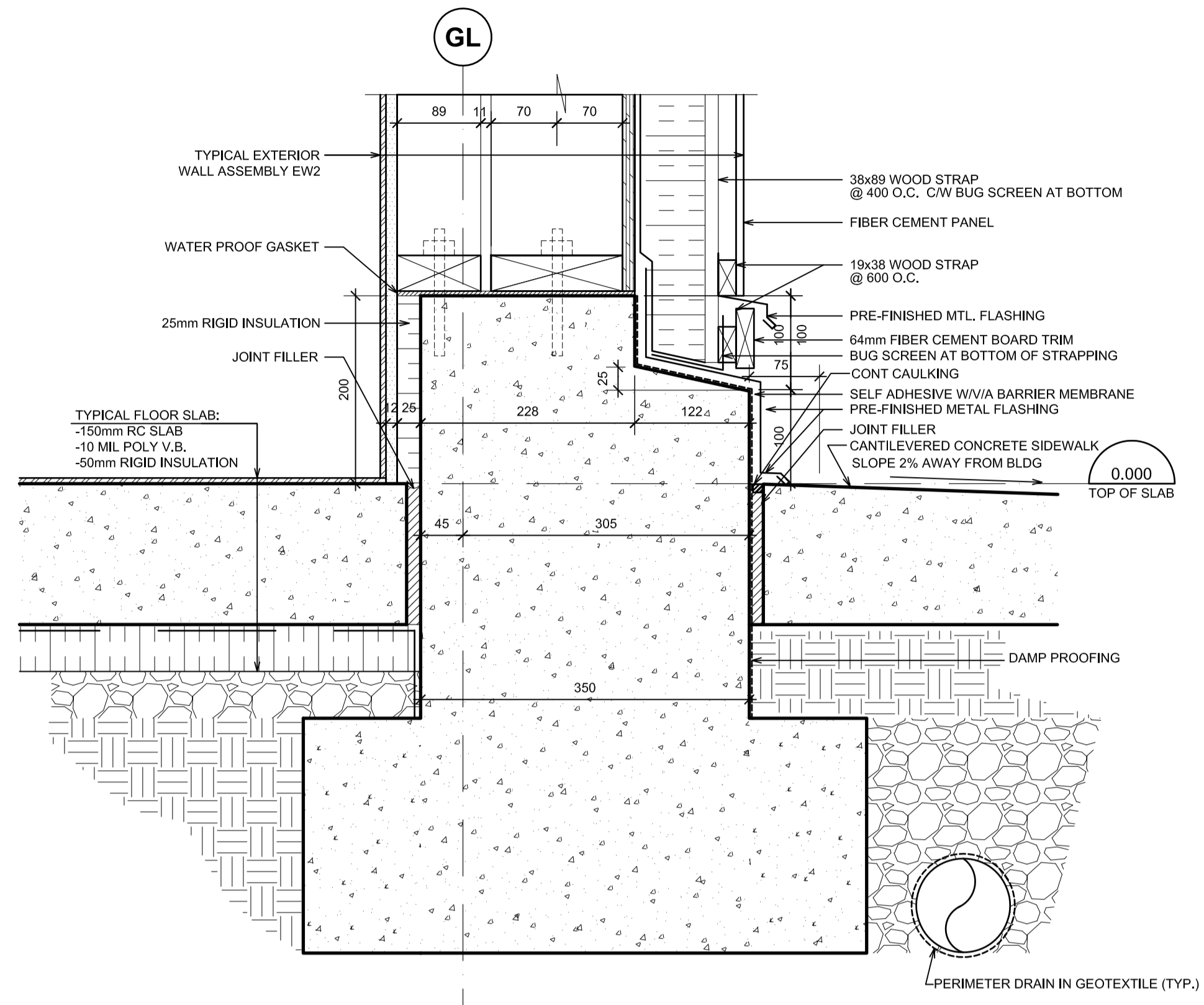
5 TYPICAL METAL DOOR THRESHOLD
A-5.3 1:5



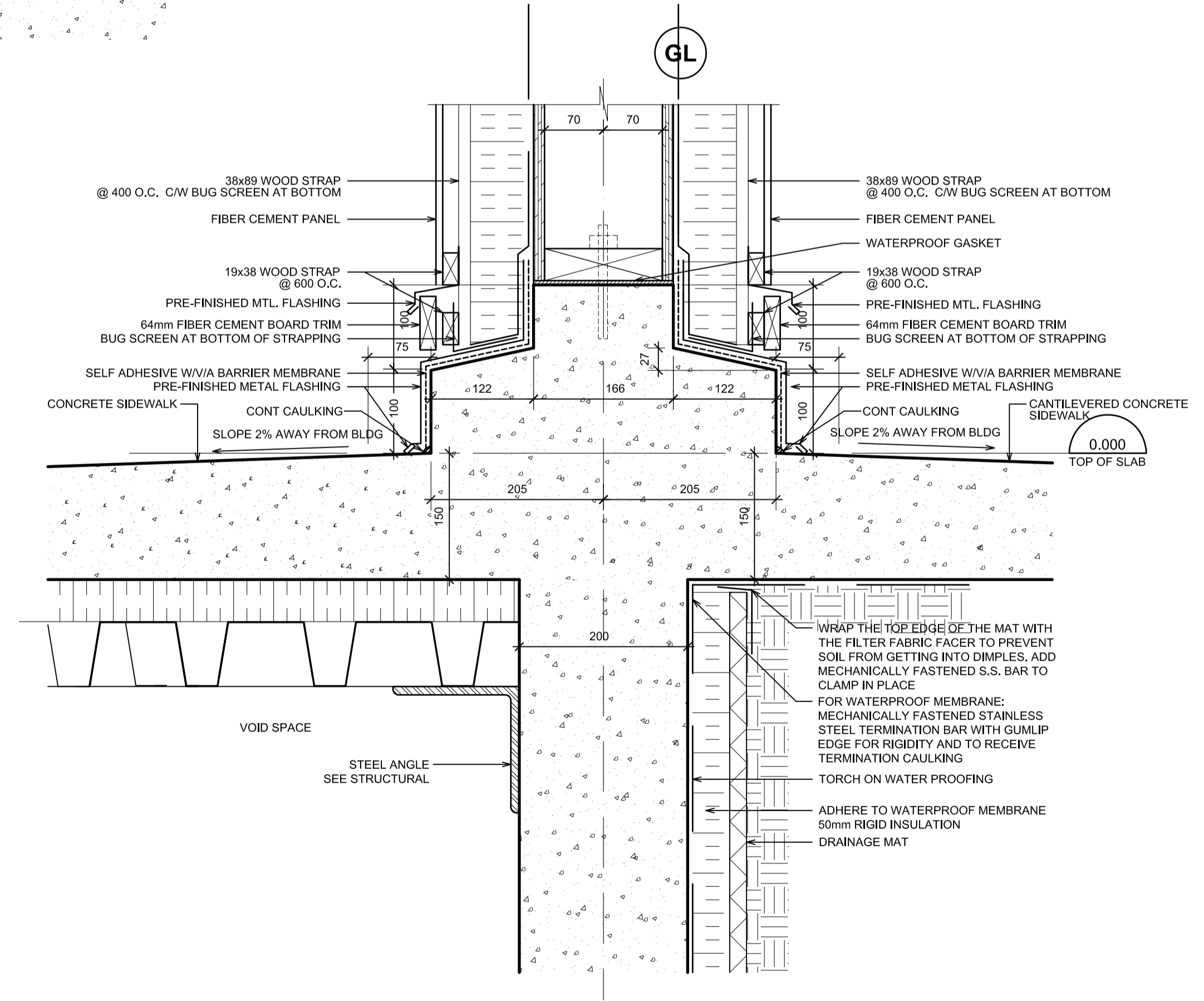
6 TYPICAL WINDOW SILL DETAIL
A-5.3 1:5



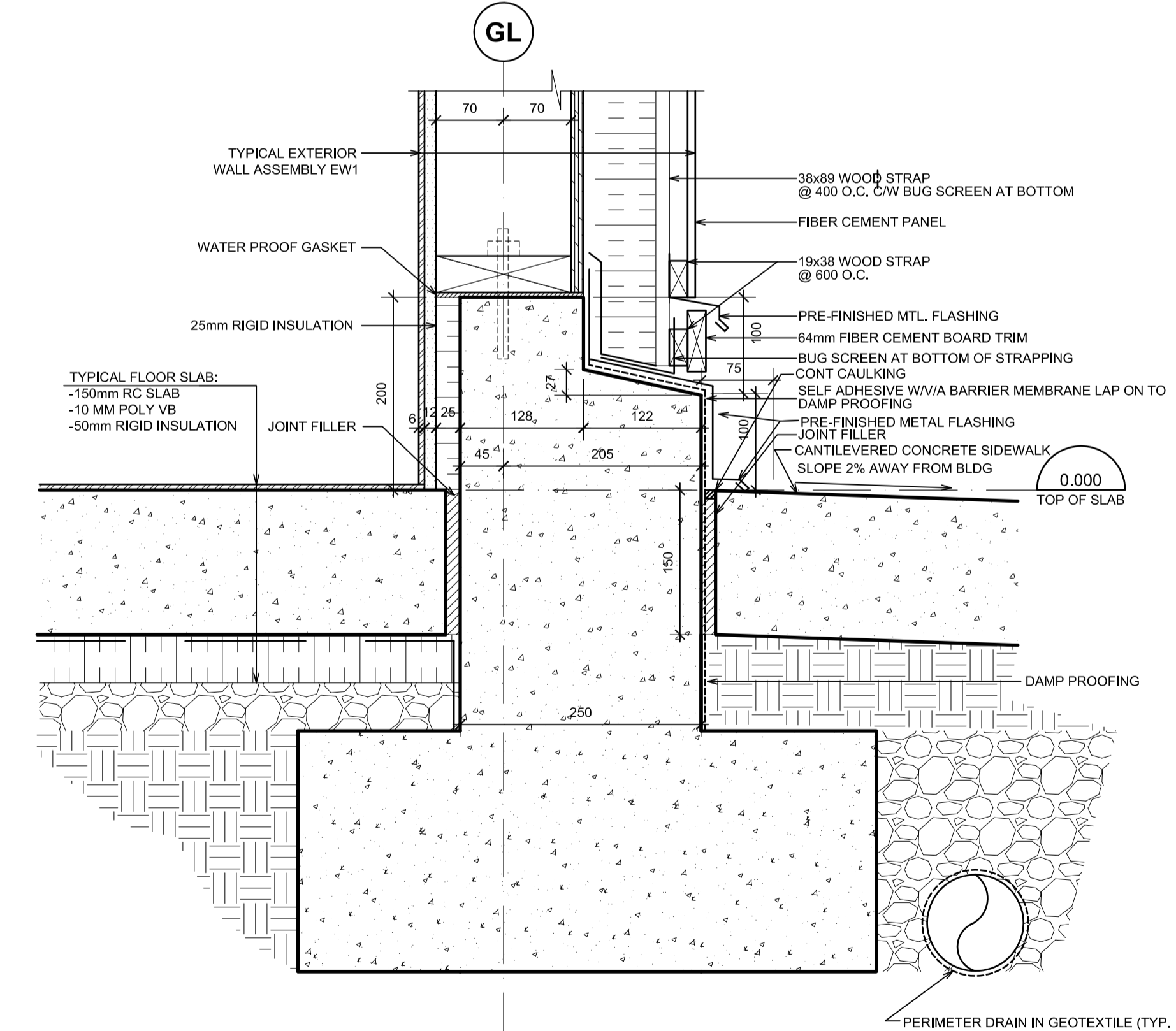
4 TYPICAL ALUMINUM DOOR THRESHOLD
A-5.3 1:5



2 TYPICAL FOUNDATION DETAIL FOR EXT. WALL EW2
A-5.3 1:5



3 TYPICAL FOUNDATION DETAIL FOR EXT. WALL EW3
A-5.3 1:5



1 TYPICAL FOUNDATION DETAIL FOR EXT. WALL EW1
A-5.3 1:5

Revision/	Description/Description	Date/Date
5		
4		
3	ISSUED FOR TENDER	2017/03/03
2	ISSUED FOR 99%CD	2016/03/10
1	ISSUED FOR 50%CD	2016/02/19
0	ISSUED FOR DD	2016/01/20

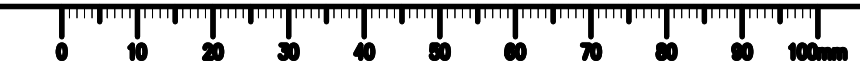
Client/client
PARKS CANADA

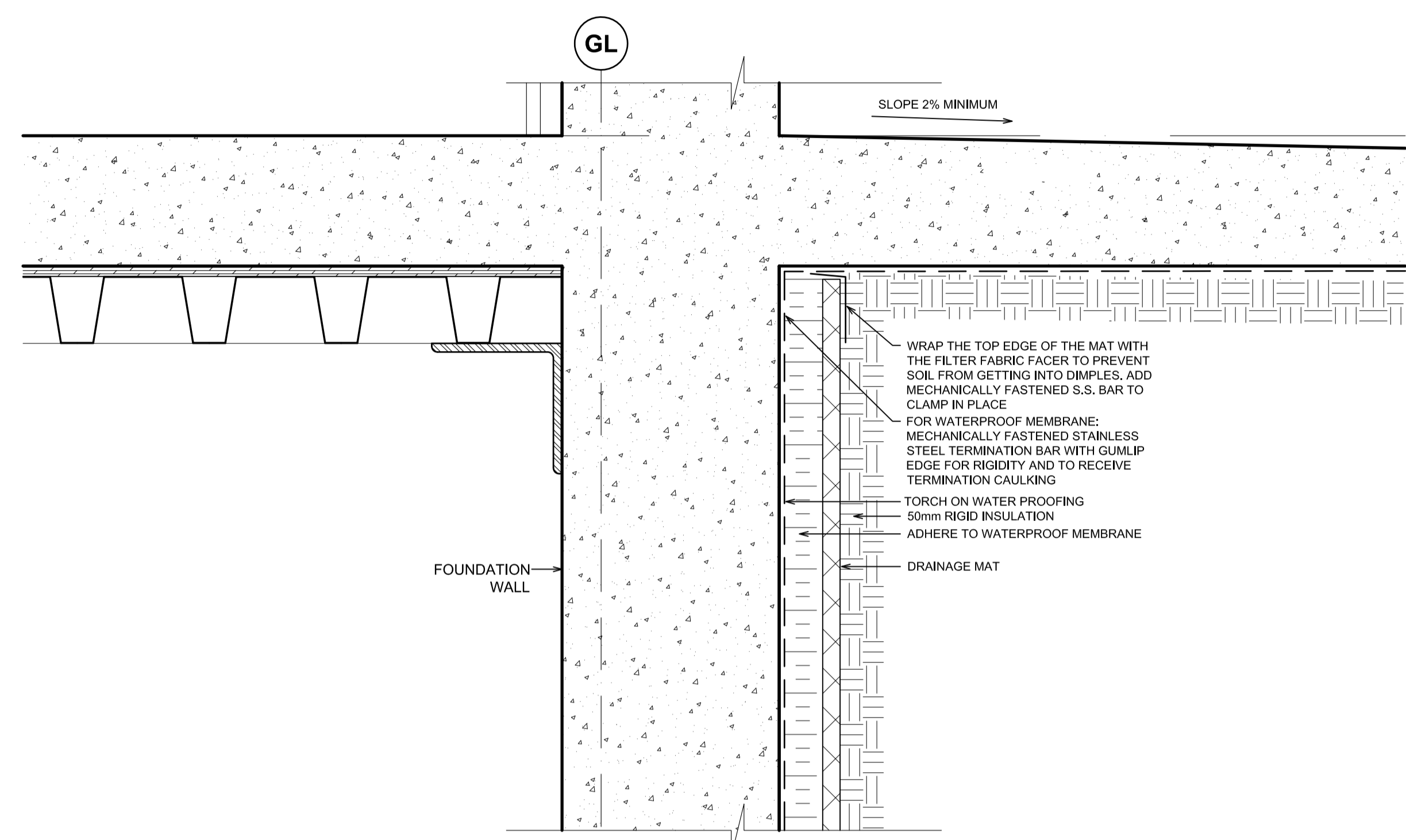
Project title/Titre du projet
**PACIFIC RIM HIGHWAY
PACIFIC RIM NATIONAL PARK
WASHROOM BUILDINGS
REPLACEMENT**

Consultant Signature Only
Designed by/Concept par
T.Y.
Drawn by/Dessiné par
MW
PWSC Project Manager/Administrateur de Projets TPSGC
TOM DUNPHY
Regional Manager, Architectural and Engineering Services
Gestionnaire régionale, Services d'architectural et de génie, TPSGC
PREETIPAL PAUL

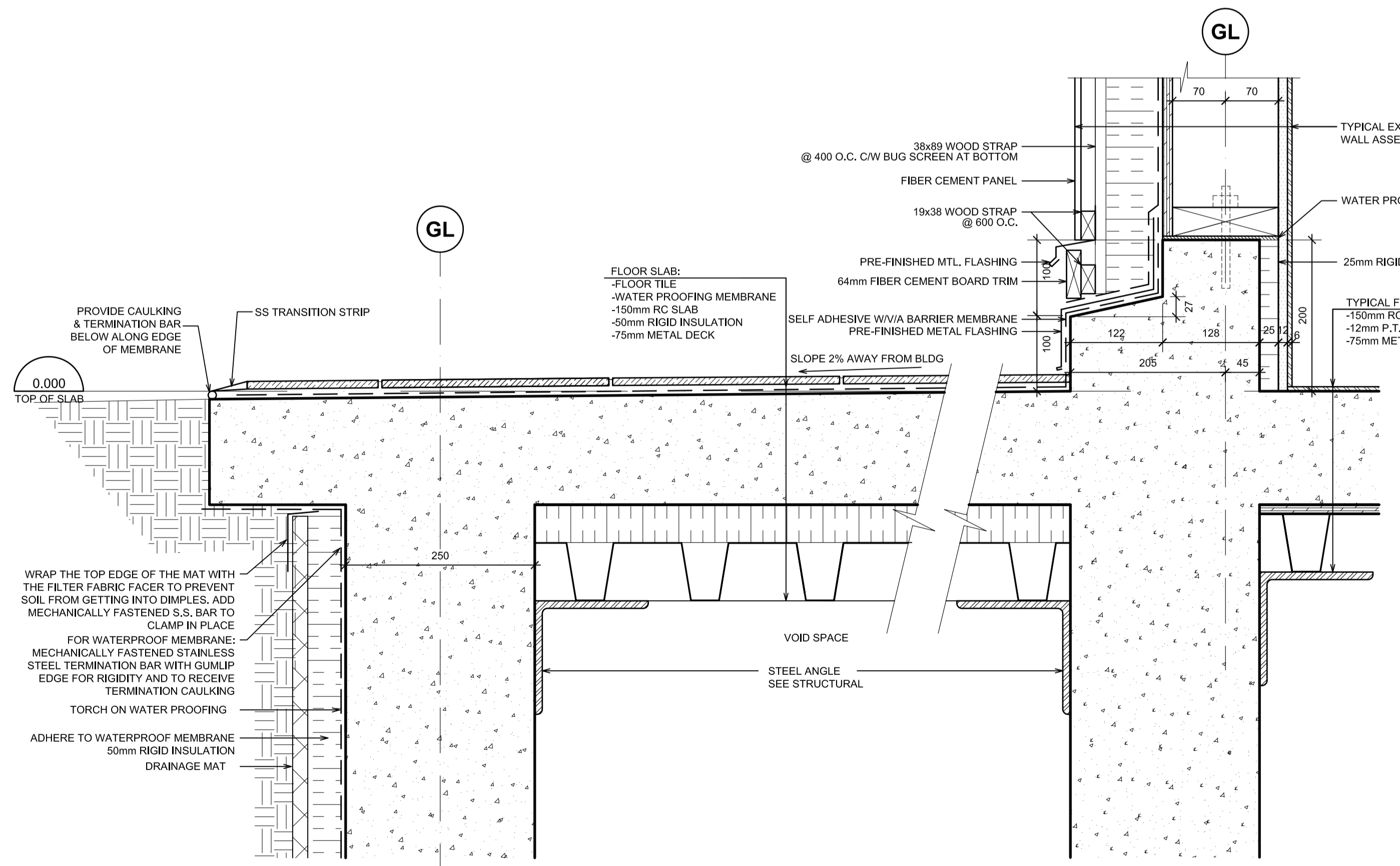
Drawing title/Titre du dessin
**TYPICAL BUILDING
SECTION DETAILS**

Project No./No. du projet	Sheet/Fauille	Revision no./ La Révision no.
R.078666.001	A-5.3 OF 32	3

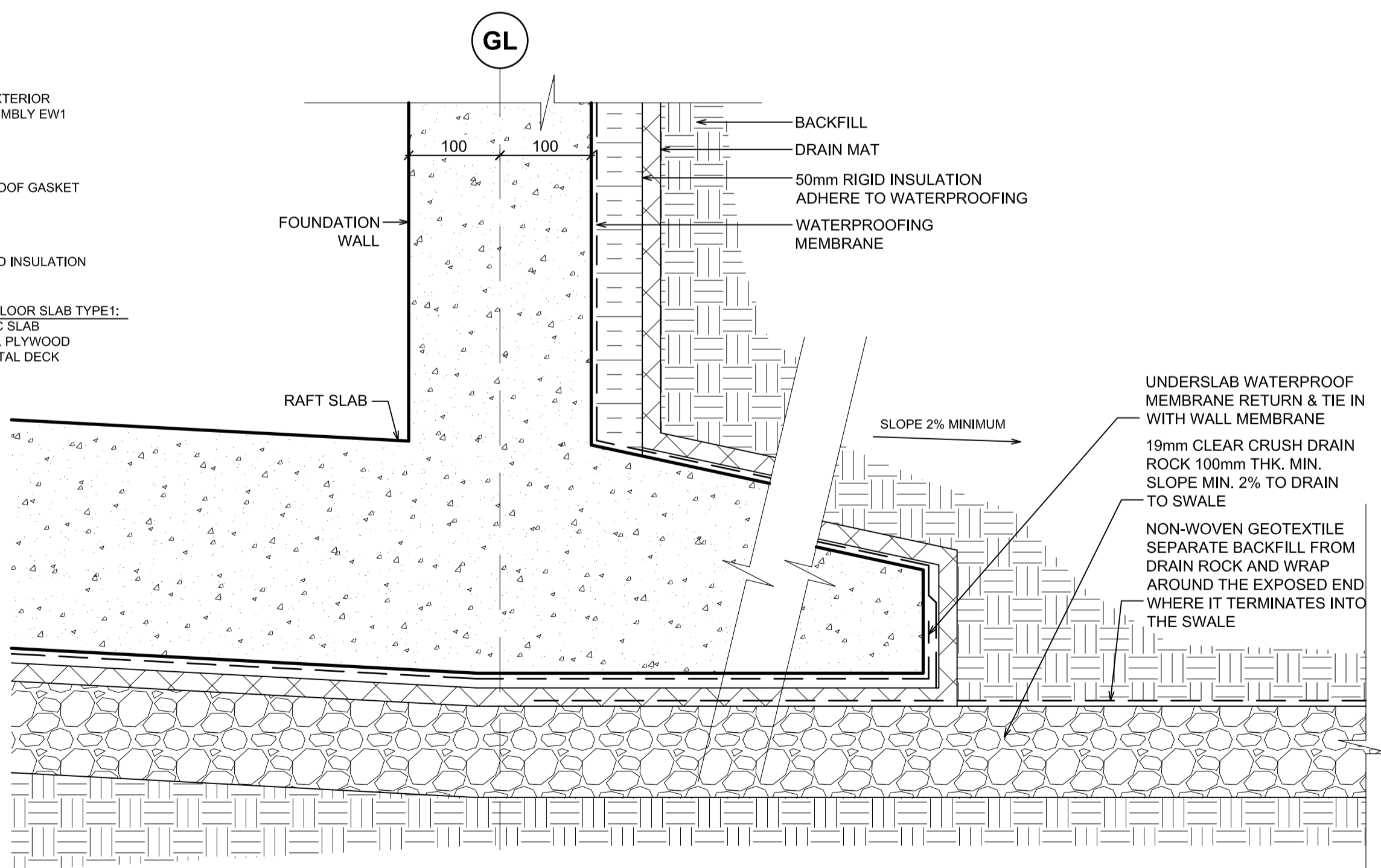




2
TYPICAL RAFT FOUNDATION DETAIL
 A-5.4 1:5



3
TYPICAL EXTERIOR SLAB DETAIL
 A-5.4 1:5



1
TYPICAL RAFT FOUNDATION DETAIL
 A-5.4 1:5

Revision/	Description/	Date/
5		
4		
3	ISSUED FOR TENDER	2017/03/03
2	ISSUED FOR 99%CD	2016/03/10
1	ISSUED FOR 50%CD	2016/02/19
0	ISSUED FOR DD	2016/01/20

Client/client
PARKS CANADA

Project title/Titre du projet
**PACIFIC RIM HIGHWAY
 PACIFIC RIM NATIONAL PARK
 WASHROOM BUILDINGS
 REPLACEMENT**

Consultant Signature Only

Designed by/Concept par
 T.V.


Drawn by/Designé par
 MW


PWGSC Project Manager/Administrateur de Projets TPSC
 TOM DUNPHY

Regional Manager, Architectural and Engineering Services
 Gestionnaire régionale, Services d'architectural et de génie, TPSC
 PREETIPAL PAUL

Drawing title/Titre du dessin
**TYPICAL BUILDING
 SECTION DETAILS**

Project No./No. du projet	Sheet/Feuille	Revision no./La Révision no.
R.078666.001	A-5.4	3
	OF 32	





5		
4		
3	ISSUED FOR TENDER	2017/03/03
2	ISSUED FOR 99%CD	2016/03/10
1	ISSUED FOR 50%CD	2016/02/19
0	ISSUED FOR DD	2016/01/20

Revision/Revisions Description/Description Date/Date

Client/client
PARKS CANADA

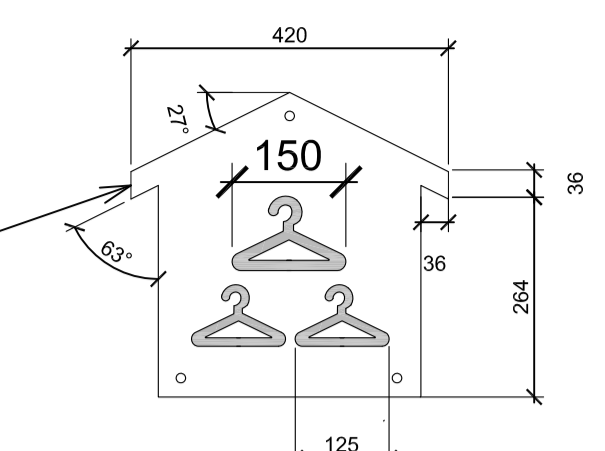
Project title/Titre du projet
**PACIFIC RIM HIGHWAY
PACIFIC RIM NATIONAL PARK
WASHROOM BUILDINGS
REPLACEMENT**

Consultant Signature Only

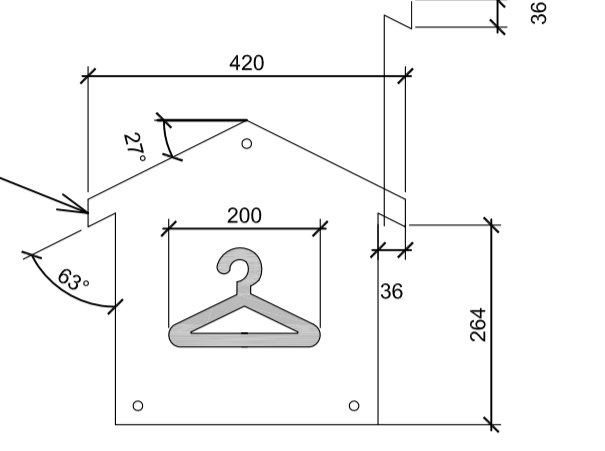
Designed by/Concept par
T.Y.
Drawn by/Dessiné par
MW
PWGSC Project Manager/Administrateur de Projets TPSGC
TOM DUNPHY
Regional Manager, Architectural and Engineering Services
Gestionnaire régionale, Services d'architectural et de génie, TPSGC
PREETIPAL PAUL

Drawing title/Titre du dessin
**TYPICAL CHANGE CUBICLE
DETAILS**

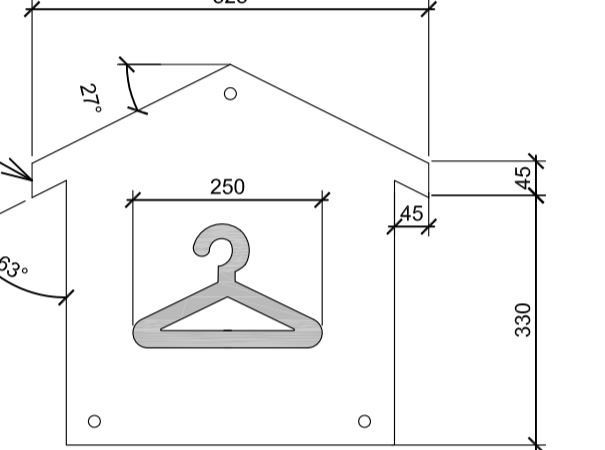
Project No./No. du projet R.078666.001	Sheet/Fauille A-5.5 OF 32	Revision no./ La Révision no. 3
---	--	--



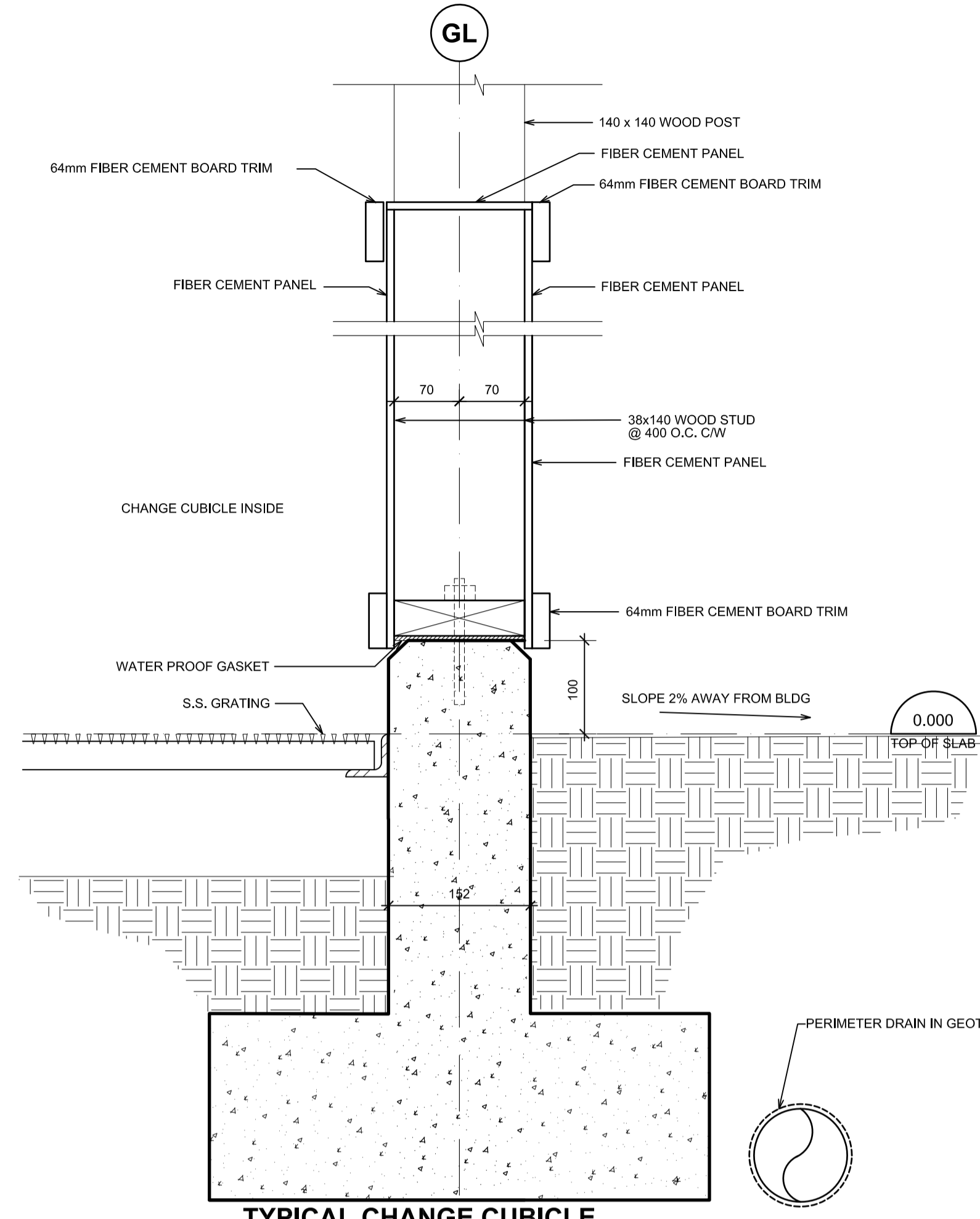
10 DOOR SIGNAGE DETAIL FAMILY CHANGE CUBICLE
A-5.5 1:20



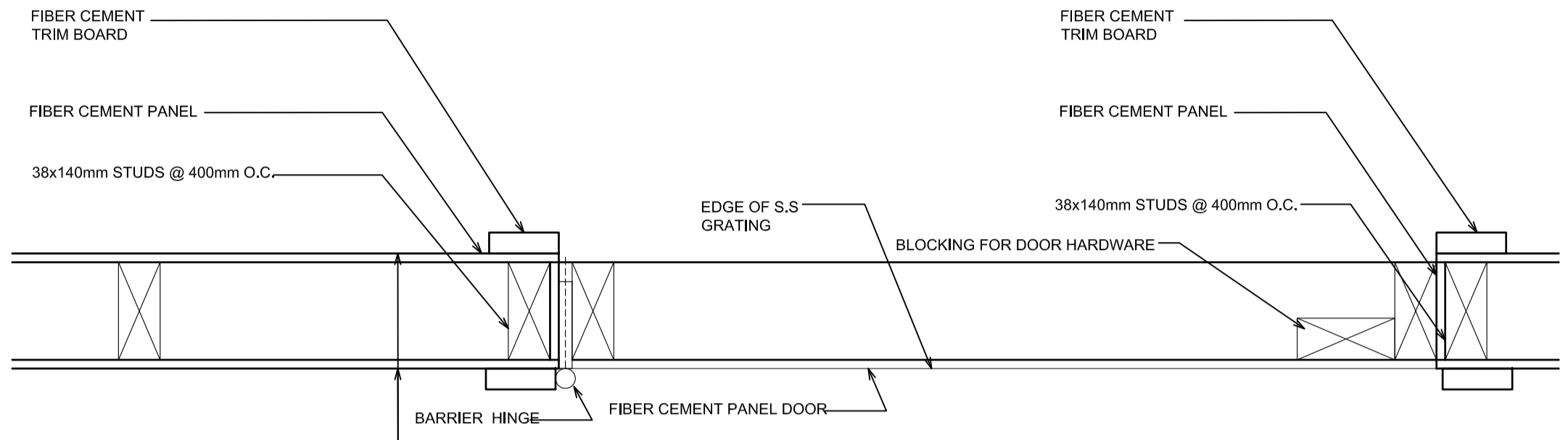
9 DOOR SIGNAGE DETAIL TYPICAL CHANGE CUBICLE
A-5.5 1:20



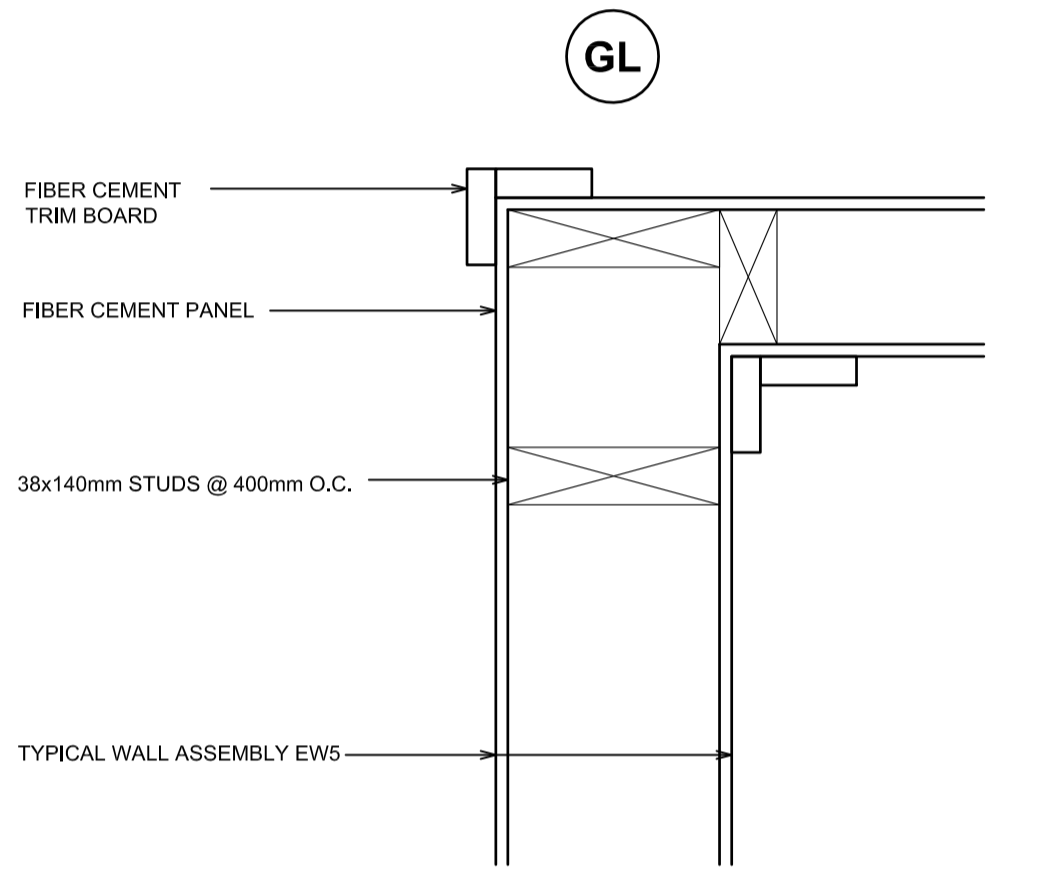
8 TYPICAL SIGNAGE DETAIL CHANGE CUBICLE
A-5.5 1:20



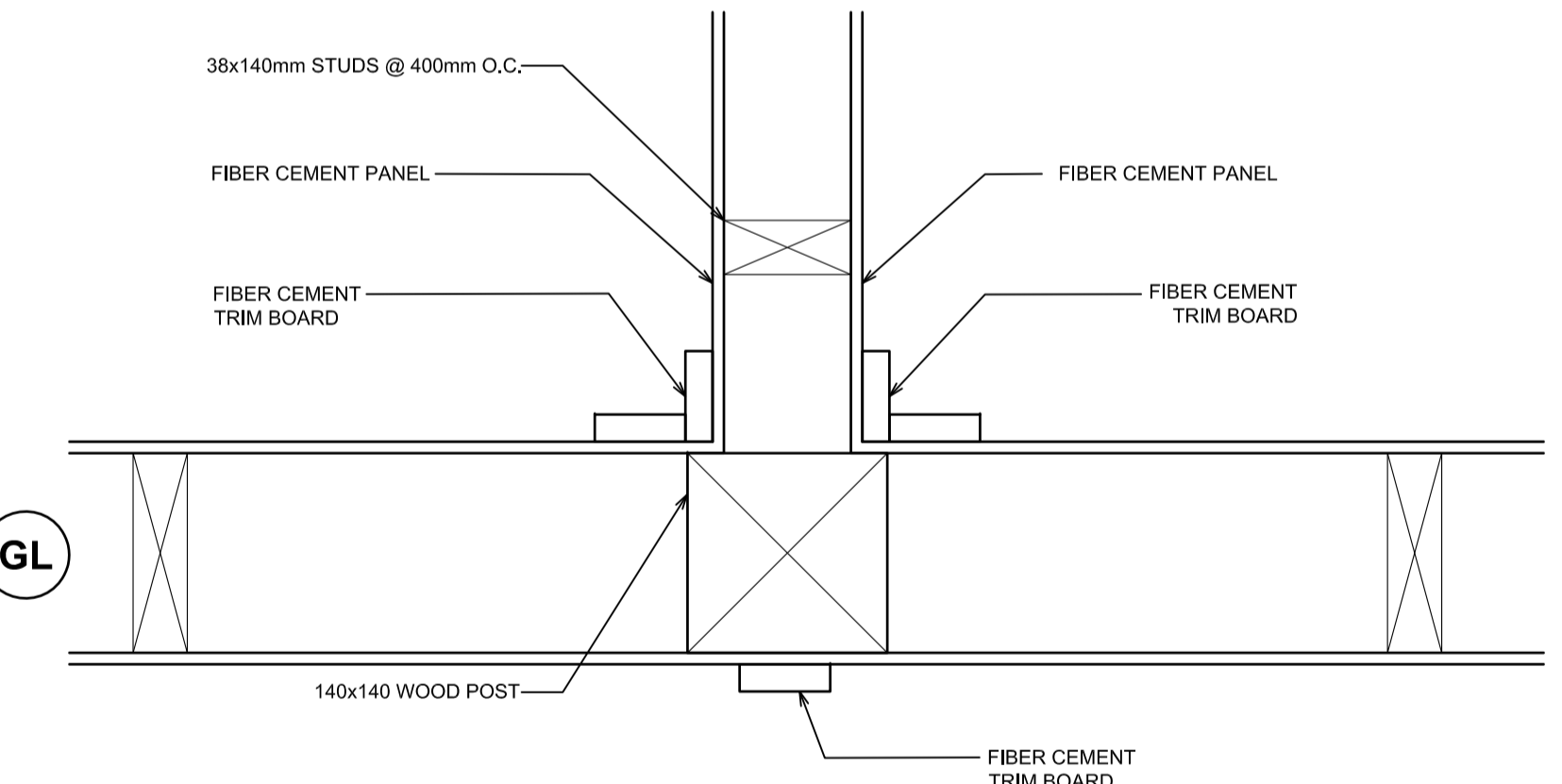
6 TYPICAL CHANGE CUBICLE FOUNDATION DETAIL FOR EXT. WALL EW4
A-5.5 1:5



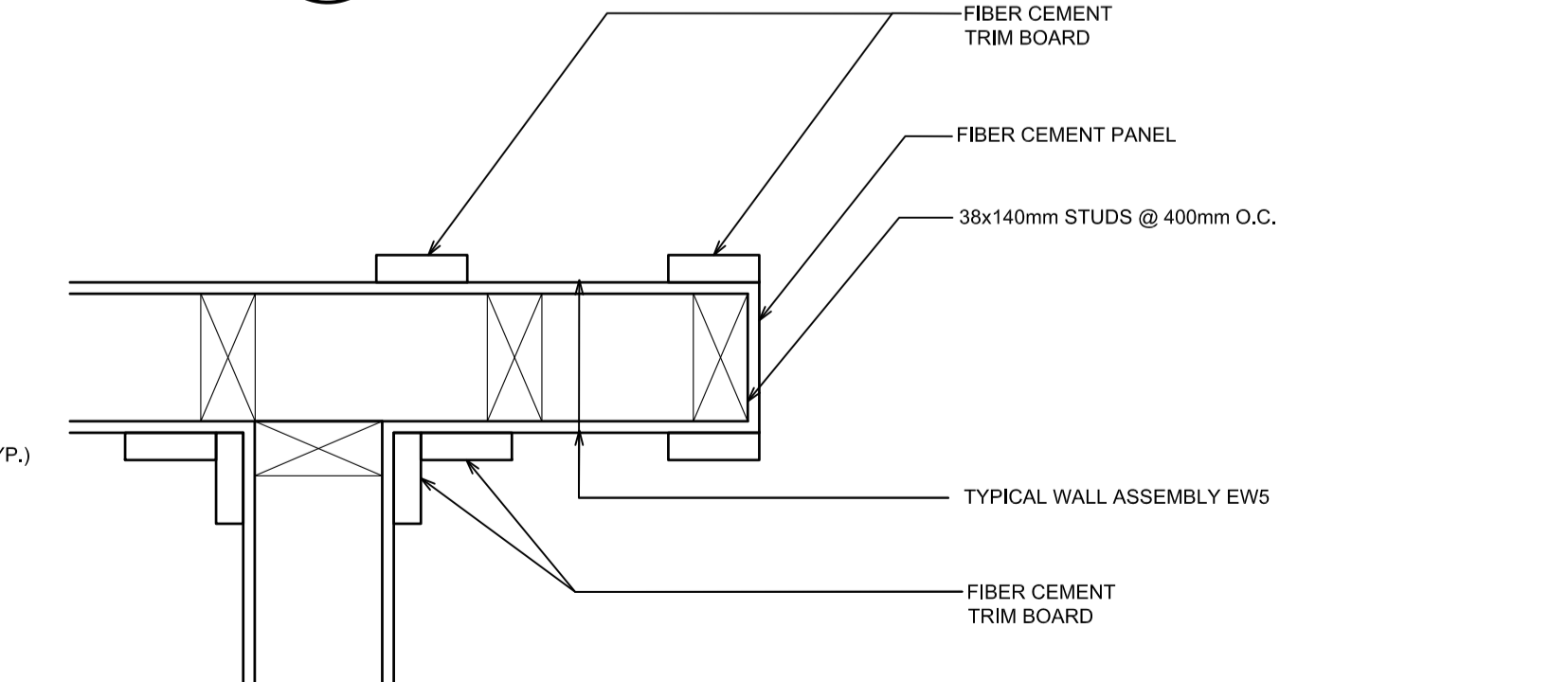
3 TYPICAL CHANGE CUBICLE DOOR TRIM DETAIL
A-5.5 1:5



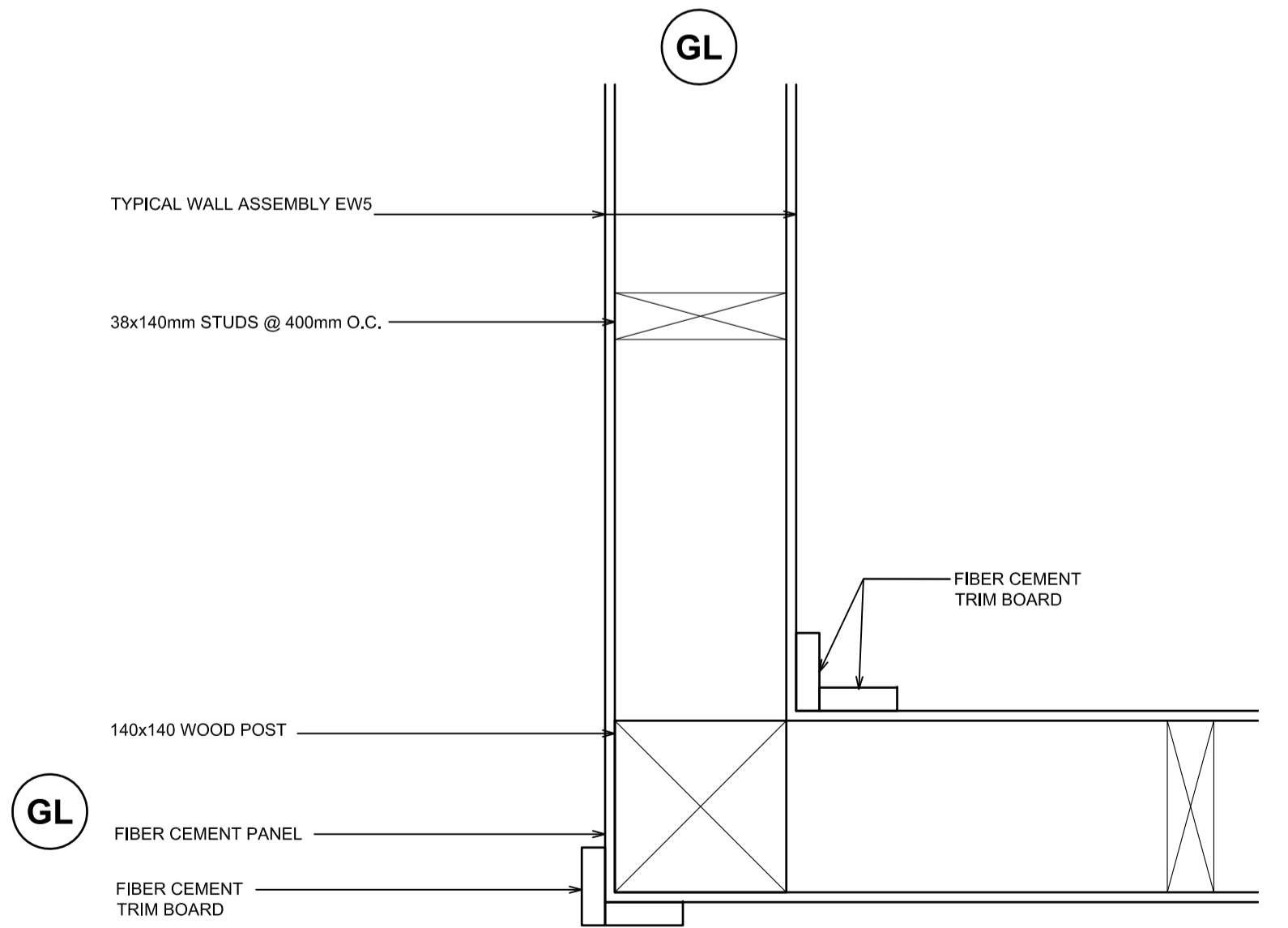
2 TYPICAL CHANGE CUBICLE OUTSIDE CORNER DETAIL
A-5.5 1:5



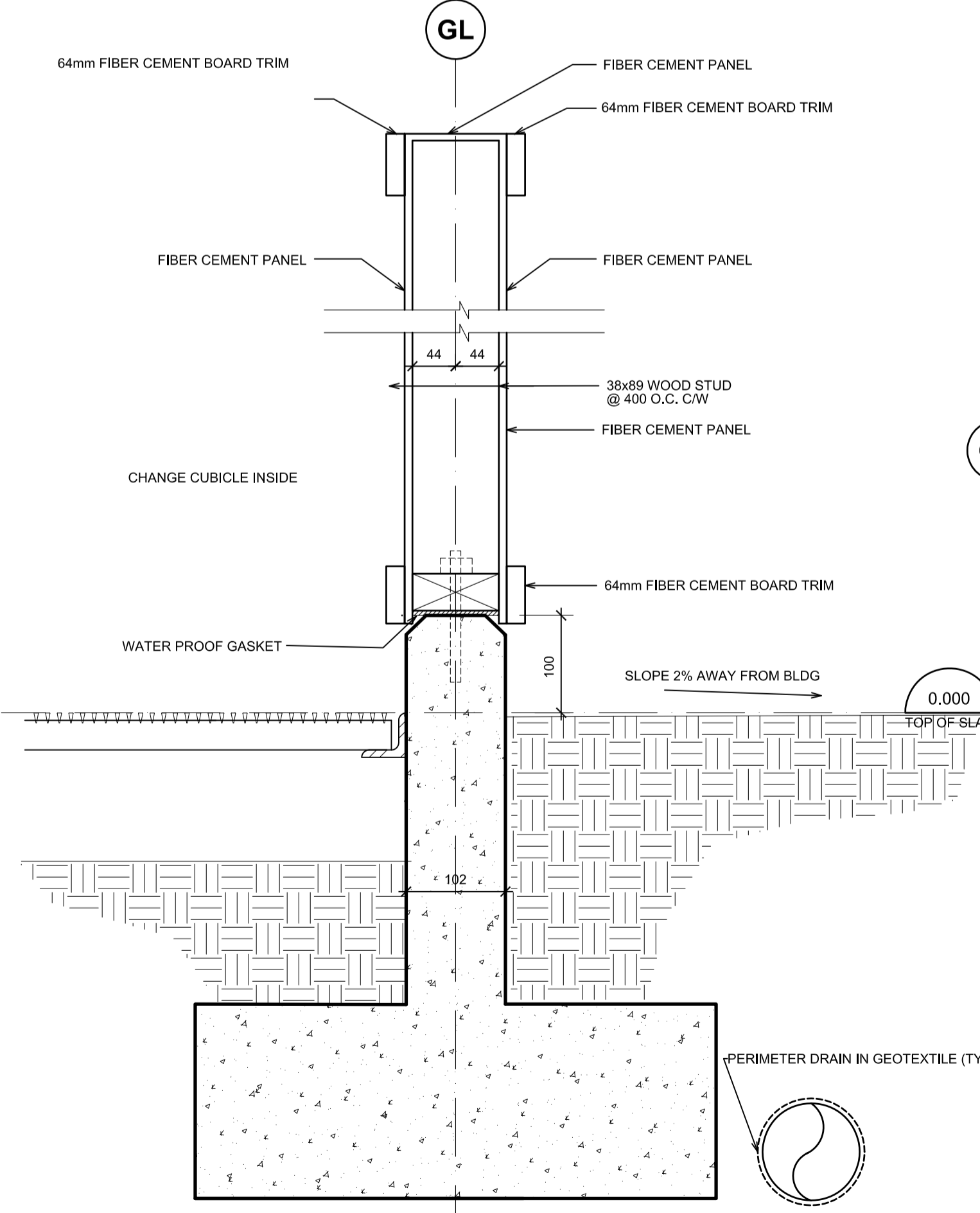
5 TYPICAL CHANGE CUBICLE INSIDES CORNER DETAIL
A-5.5 1:5



4 TYPICAL CHANGE CUBICLE INSIDES CORNER DETAIL
A-5.5 1:5



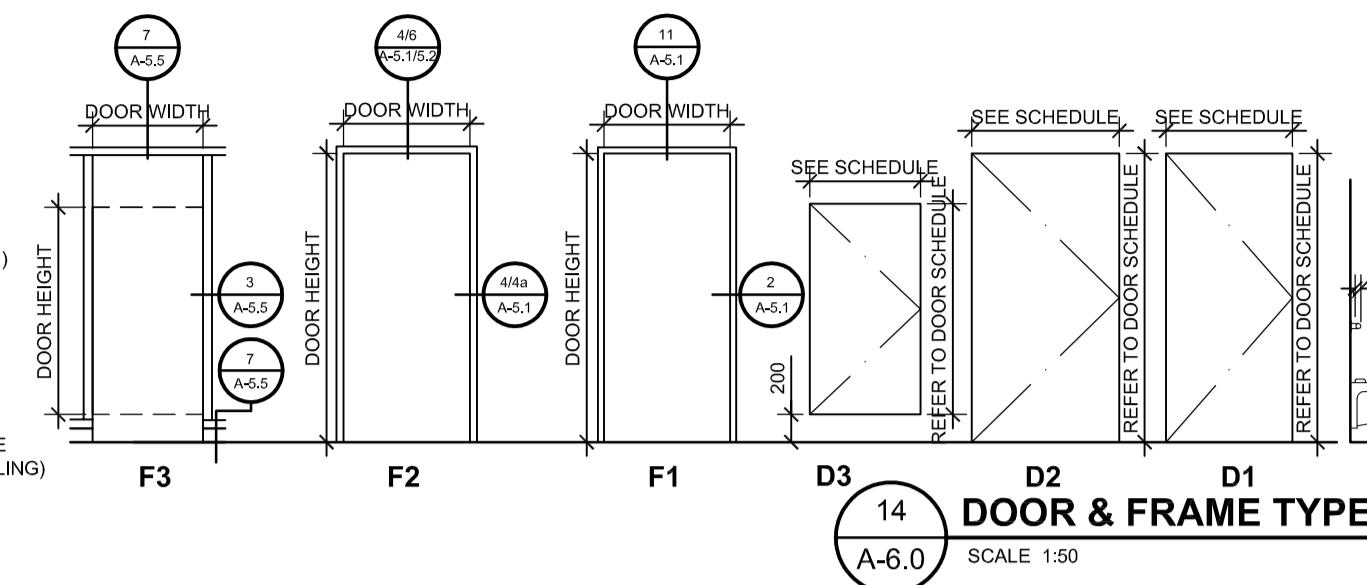
1 TYPICAL CHANGE CUBICLE OUTSIDE CORNER DETAIL
A-5.5 1:5



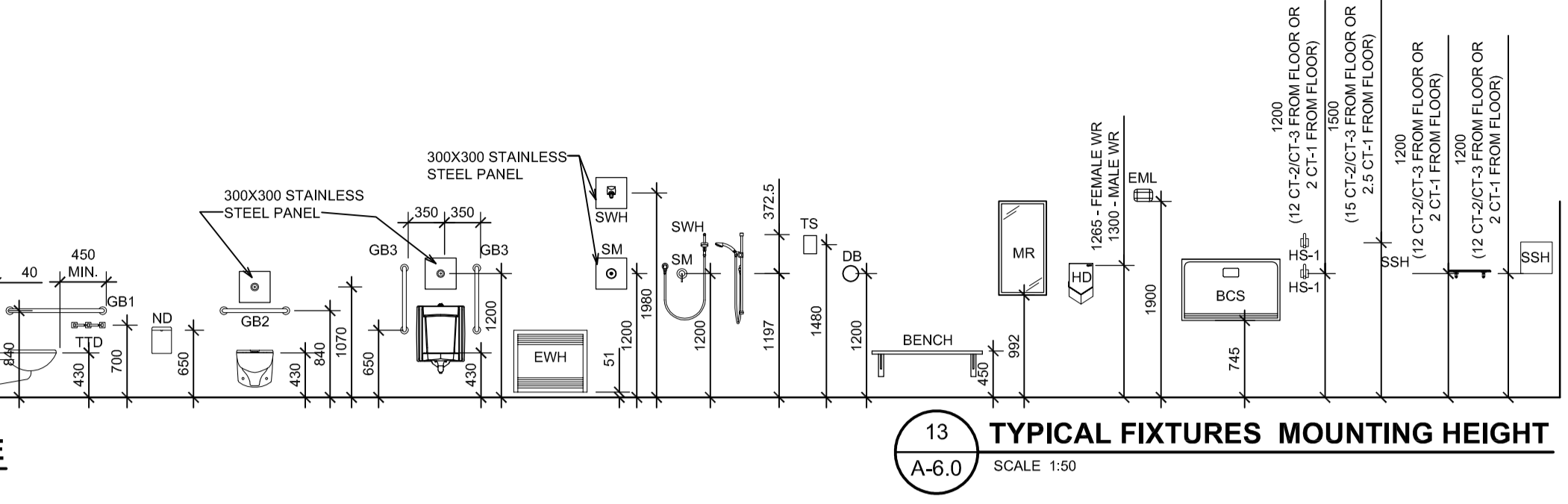
7 TYPICAL CHANGE CUBICLE FOUNDATION DETAIL FOR EXT. WALL EW5
A-5.5 1:5

KEY ABBREVIATIONS

- AP - ALUMINUM PANEL
- BCS - BABY CHANGING STATION
- BH - BENCH
- CT-1 - 300 X 600mm (12" X 24") CERAMIC WALL TILES
- CT-2 - 100 X 400mm (4" X 16") CERAMIC TILES ACCENT 1
- CT-3 - 100 X 400mm (4" X 16") CERAMIC TILES ACCENT 2
- CT-4 - 300 X 600mm (12" X 24") CERAMIC WALL TILES
- CT-5 - 100 X 400mm (4" X 16") CERAMIC TILES ACCENT 1
- CT-6 - 100 X 400mm (4" X 16") CERAMIC TILES ACCENT 2
- CT-7 - 100 X 400mm (4" X 16") CERAMIC TILES ACCENT 1
- CT-8 - 100 X 400mm (4" X 16") CERAMIC TILES ACCENT 2
- DB - DOOR OPERATOR PUSH BUTTON
- DO - DOOR OPERATOR
- DR - DUPLEX RECEPTACLE (REFER ELEC.)
- EML - EMERGENCY LIGHTING REMOTE HEADS
- EWH - ELECTRIC WALL HEATER
- FD - FLOOR DRAIN
- FSS - FOLD-UP SHOWER SEAT
- GB1 - TOILET SIDE WALL GRAB BAR 915mm L
- GB2 - TOILET BACK WALL GRAB BAR 610mm L
- GB3 - URINAL SIDE (TYP. BOTH SIDES) GRAB BAR 610mm L
- GB4 - L-SHAPE GRAB BAR
- GL1 - GLAZING TYPE 1
- GL2 - GLAZING TYPE 2
- GWB - GYPSUM WALL BOARD
- HD - HAND DRYER
- HC-1 - SINGLE COAT HOOK
- HK-3 - HOOK STRIP (# OF HOOKS)
- HK-6 - HOOK STRIP (# OF HOOKS)
- KP - KICKPLATE
- MR - MIRROR
- ND - SANITARY NAPKIN DISPOSAL
- PRT-1 - 300 X 600mm (12" X 24") PORCELAIN FLOOR TILE
- SC - SHOWER CURTAIN (MOUNTED 1850mm AFFL. U.O.N.)
- SD - SOAP DISPENSER
- SH-DS - SHOWER-DISABLED STALLS
- SSH - SHOWER SHELF
- SS-1 - VANITY SURFACE SOLID SURFACE 1
- SS-2 - VANITY SURFACE SOLID SURFACE 2
- SM - SHOWER MIXER
- SWH - SHOWER HEAD
- TP - TOILET PARTITION (MANUFACTURER TO CUSTOMIZE)
- TS - TOP HUNG TOILET PARTITION TO SUIT SLOPED CEILING
- TTD - TEMPERATURE SENSOR
- TTD-DS - TOILET TISSUE DISPENSER (DISABLED STALLS)

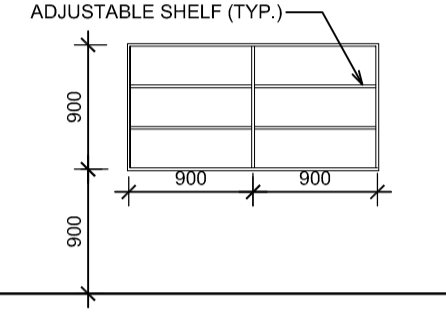


14 DOOR & FRAME TYPE
A-6.0 SCALE 1:50



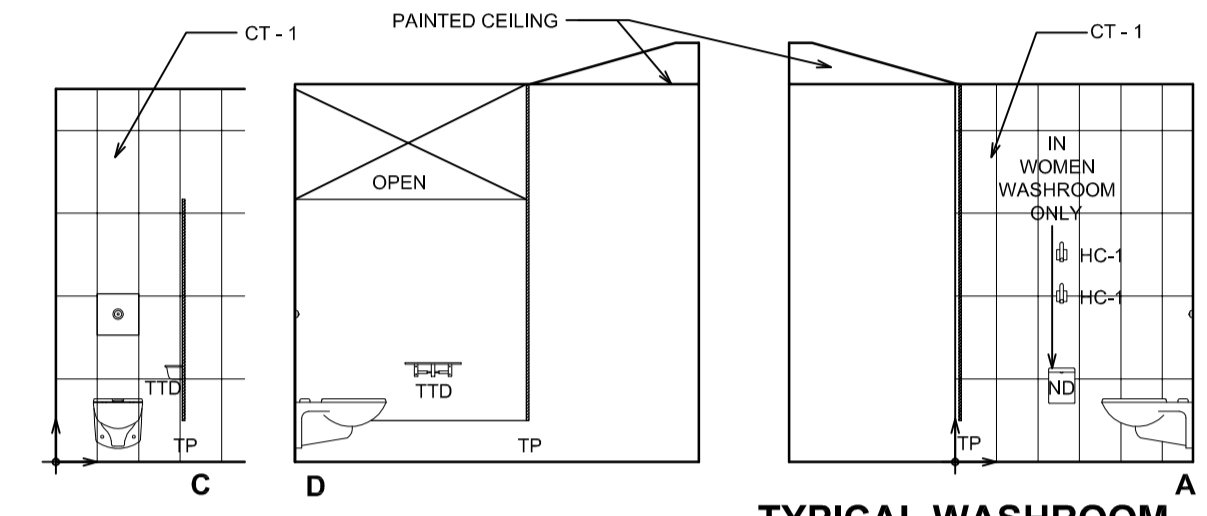
13 TYPICAL FIXTURES MOUNTING HEIGHT
A-6.0 SCALE 1:50

INTERIOR ELEVATIONS FOR INCINERATOR ROCK, WICKANINNIISH BEACH, & LONG BEACH NORTH & SOUTH

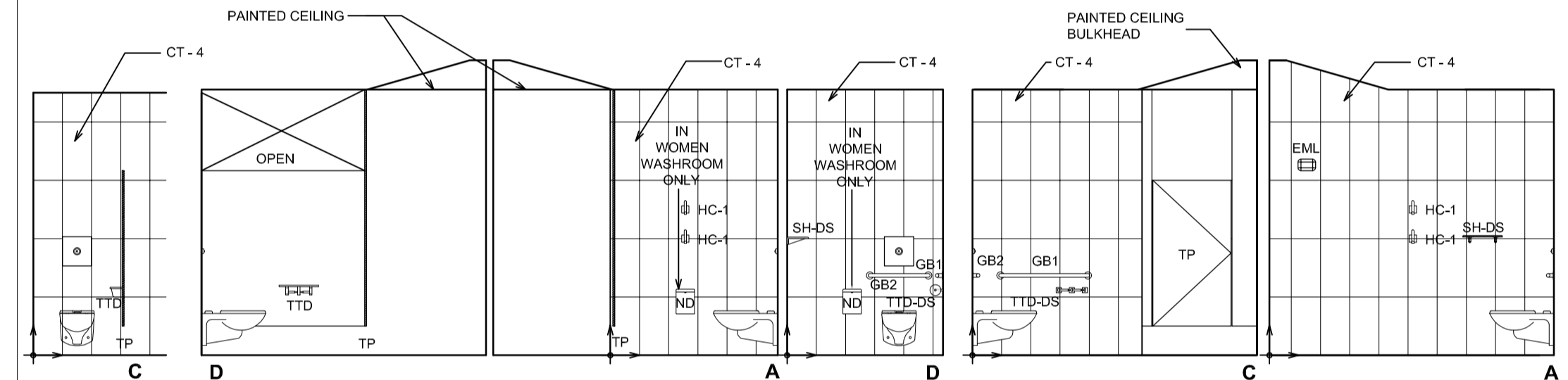


12 JANITORIAL SUPPLY STORAGE SHELF
A-6.0 SCALE 1:50

INTERIOR ELEVATIONS FOR GREEN POINT #1 & #4

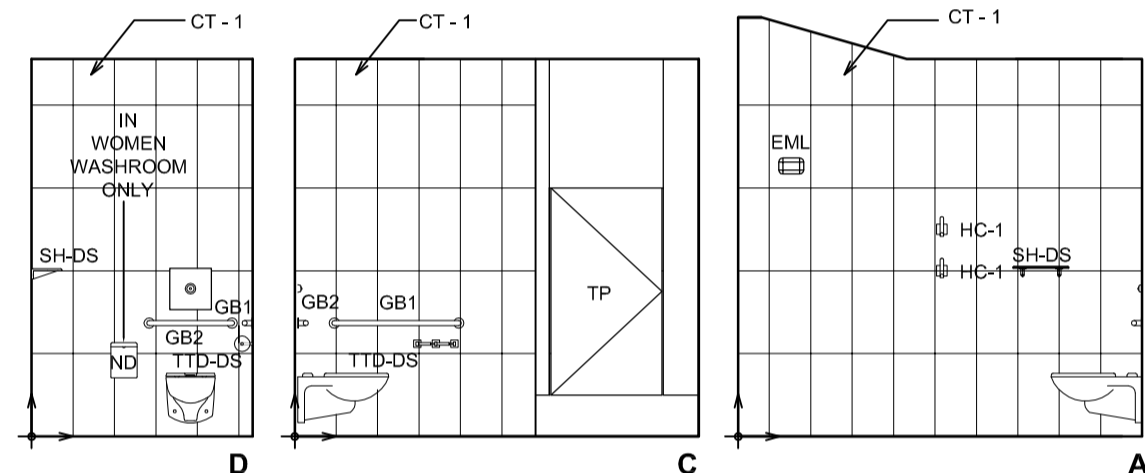


6 TYPICAL WASHROOM INTERIOR ELEVATION
A-6.0 SCALE 1:50

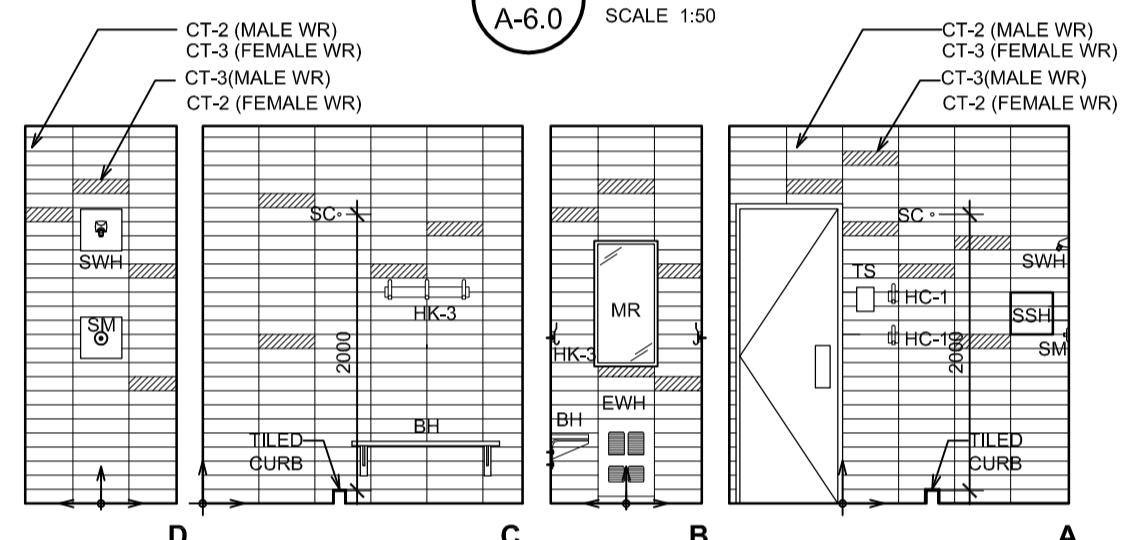


11 TYPICAL WASHROOM INTERIOR ELEVATION
A-6.0 SCALE 1:50

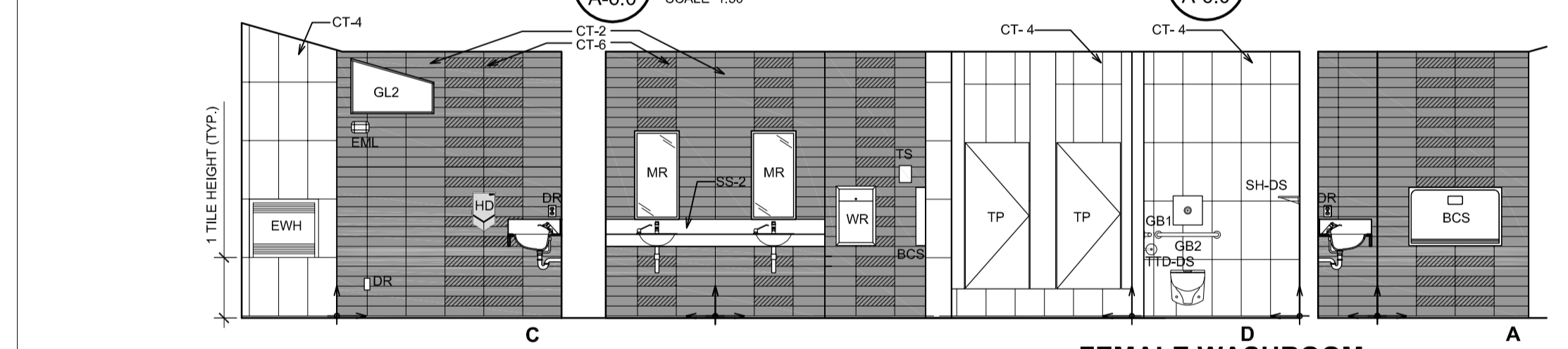
10 HANDICAP WASHROOM INTERIOR ELEVATION
A-6.0 SCALE 1:50



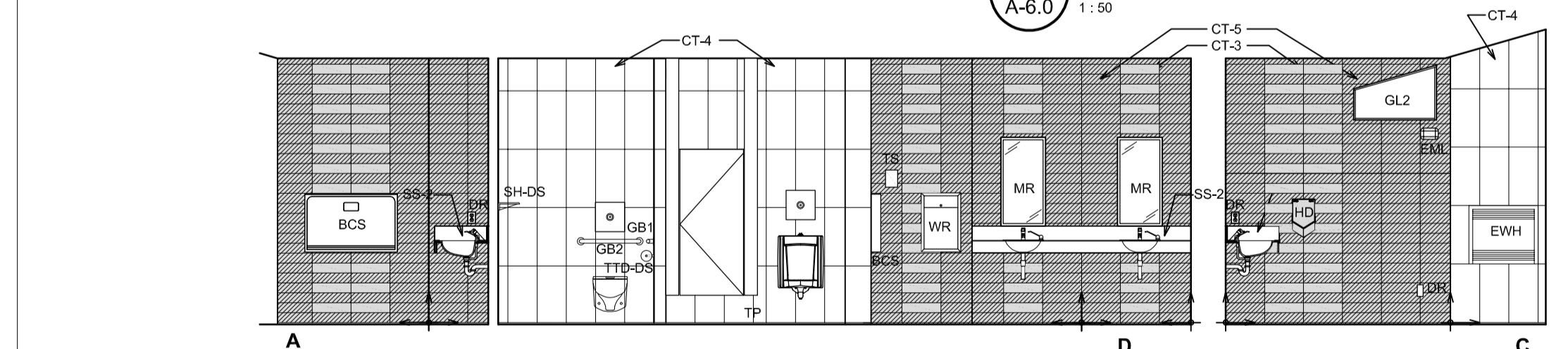
5 HANDICAP WASHROOM INTERIOR ELEVATION
A-6.0 SCALE 1:50



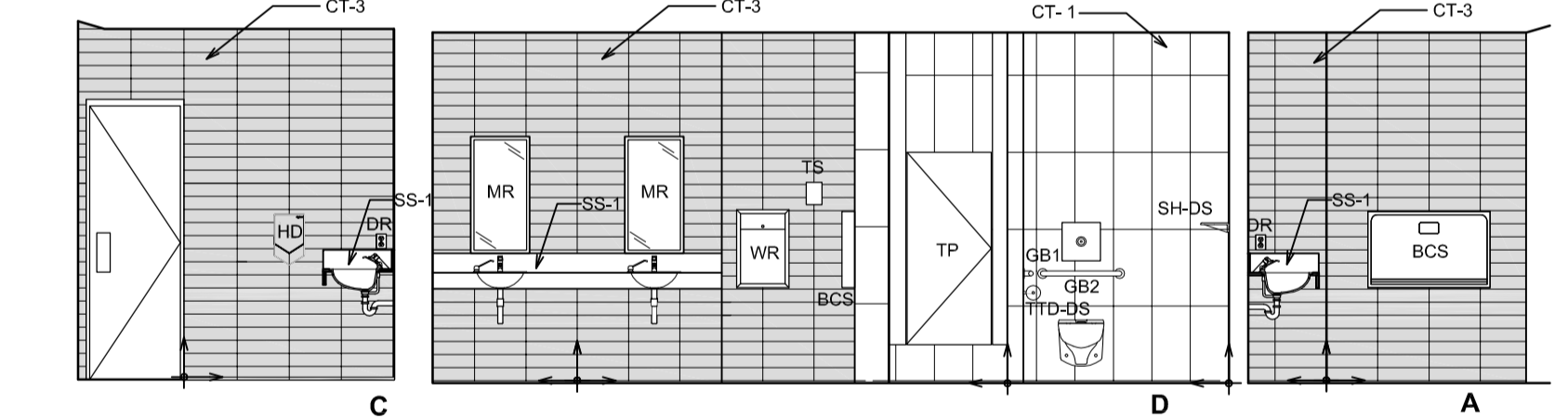
4 TYPICAL SHOWER INTERIOR ELEVATION
A-6.0 SCALE 1:50



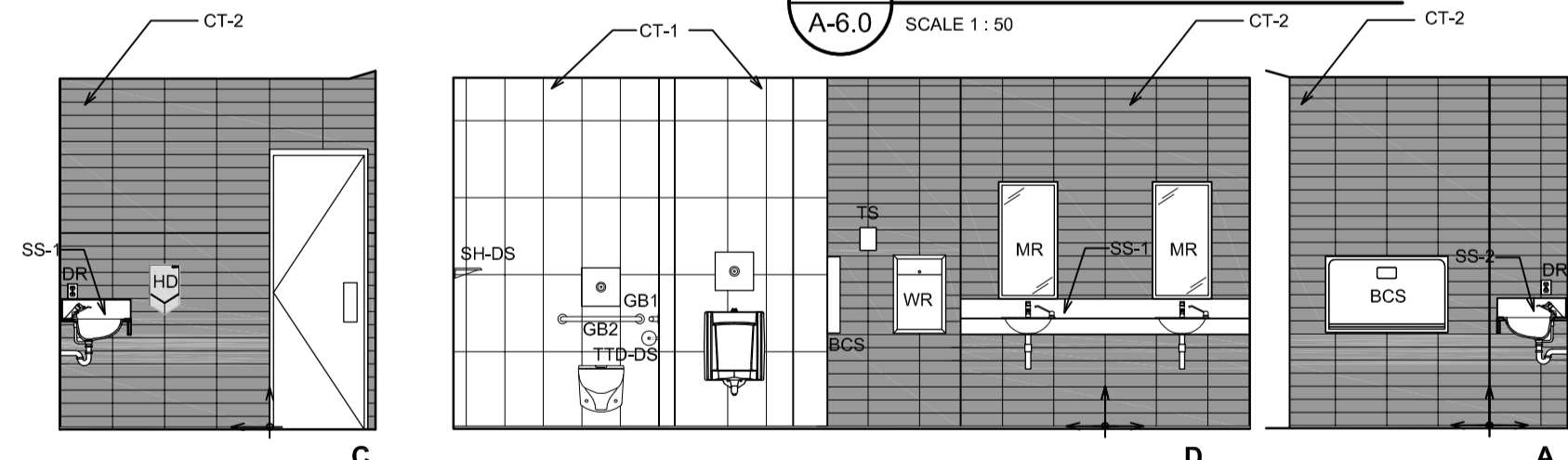
9 FEMALE WASHROOM INTERIOR ELEVATIONS
A-6.0 1:50



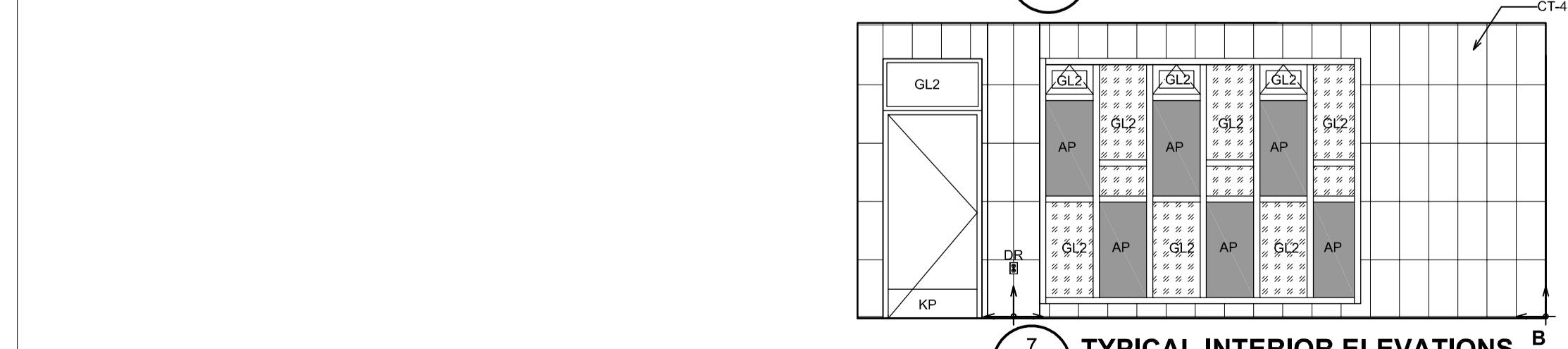
8 MALE WASHROOM INTERIOR ELEVATIONS
A-6.0 1:50



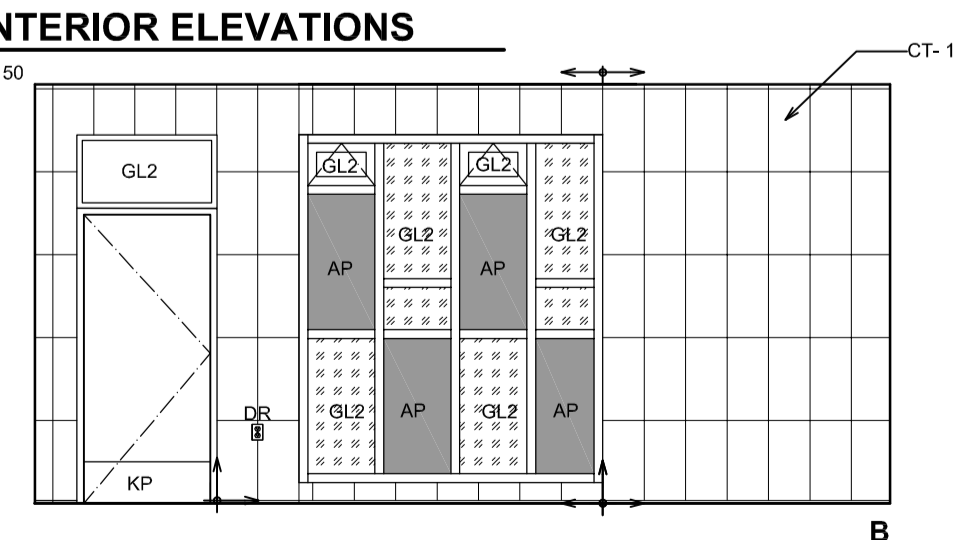
3 FEMALE WASHROOM INTERIOR ELEVATIONS
A-6.0 SCALE 1:50



2 MALE WASHROOM INTERIOR ELEVATIONS
A-6.0 1:50



7 TYPICAL INTERIOR ELEVATIONS
A-6.0 1:50




1 TYPICAL INTERIOR ELEVATION
A-6.0 SCALE 1:50

Public Works and Government Services Canada / Travaux publics et Services gouvernementaux Canada

REAL PROPERTY SERVICES
Pacific Region
SERVICES IMMOBILIERS
Région de Pacifique

CHERNOFF THOMPSON ARCHITECTS



5		
4		
3	ISSUED FOR TENDER	2017/03/03
2	ISSUED FOR 99SCD	2016/03/10
1	ISSUED FOR 50SCD	2016/02/19
0	ISSUED FOR DD	2016/01/20
Revision/	Description/Description	Date/Date
Client/client		

PARKS CANADA

PACIFIC RIM HIGHWAY
PACIFIC RIM NATIONAL PARK WASHROOM BUILDINGS REPLACEMENT

Consultant Signature Only

Designed by/Concept par T.Y.

Drawn by/Dessiné par M.W.

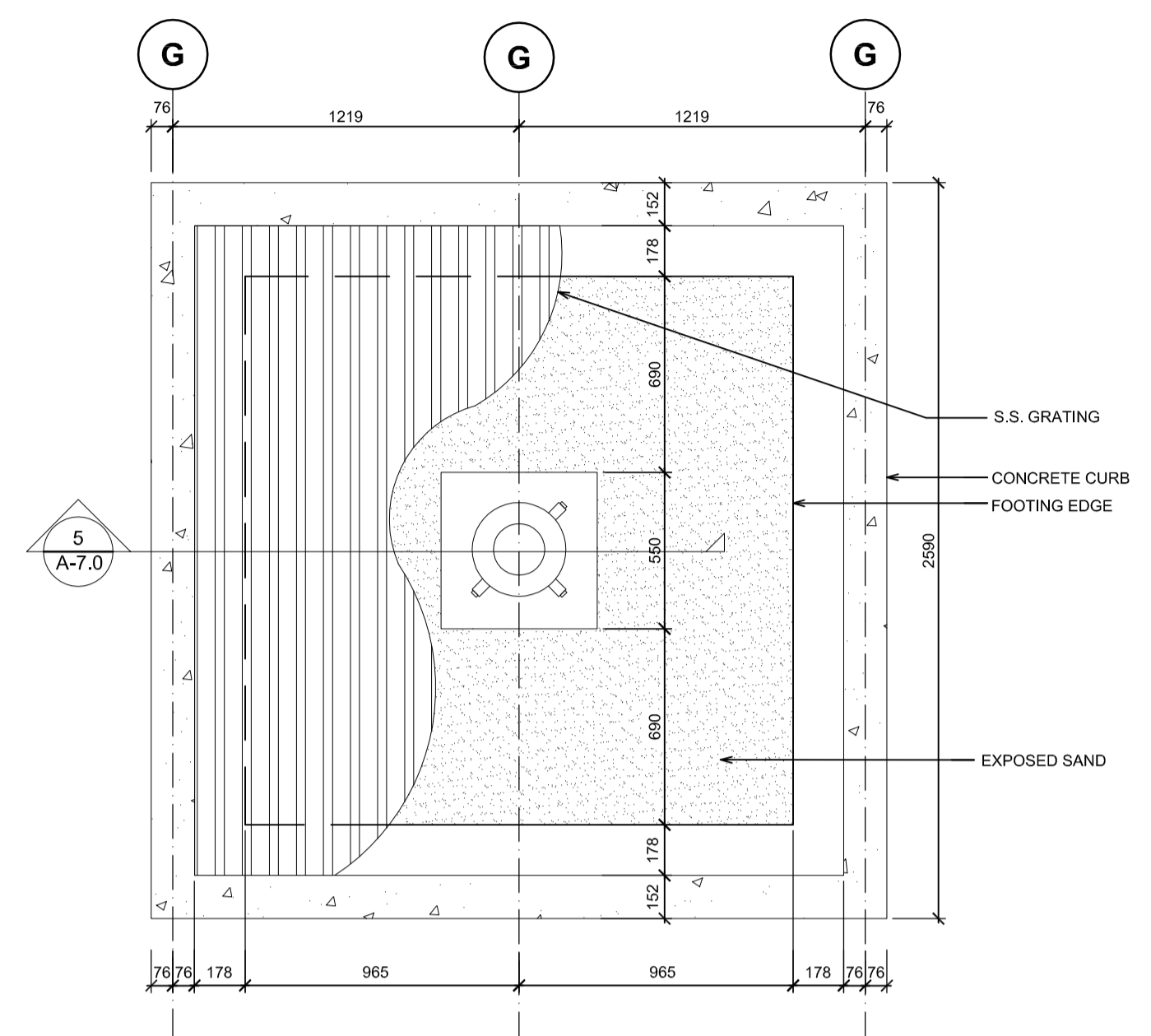
PWGSC Project Manager/Administrateur de Projets TPSGC
TOM DUNPHY

Regional Manager, Architectural and Engineering Services
Gestionnaire régionale, Services d'architectural et de génie, TPSGC
PREETIPAL PAUL

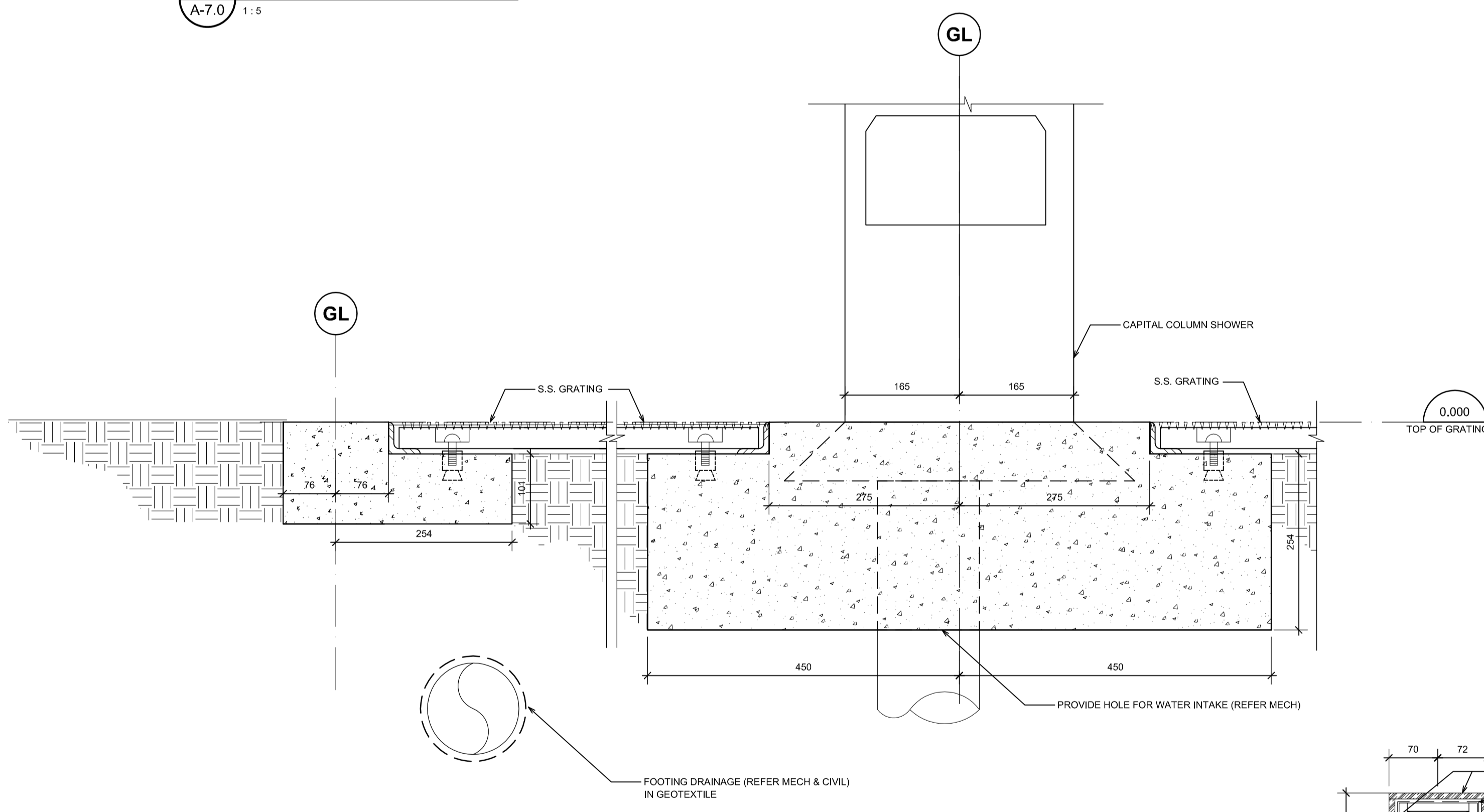
Drawing title/Titre du dessin
INTERIOR ELEVATIONS

Project No./No. du projet R.078666.001	Sheet/Feuille A-6.0 OF 32	Revision no./La Révision no. 3
--	--	--

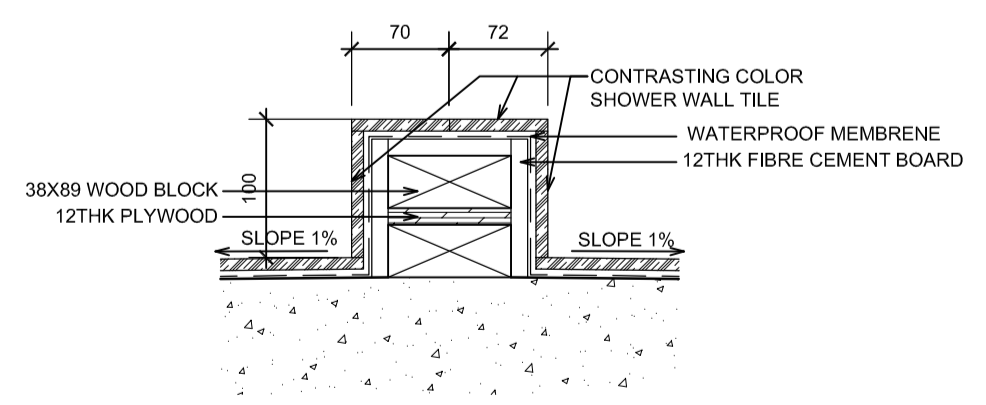




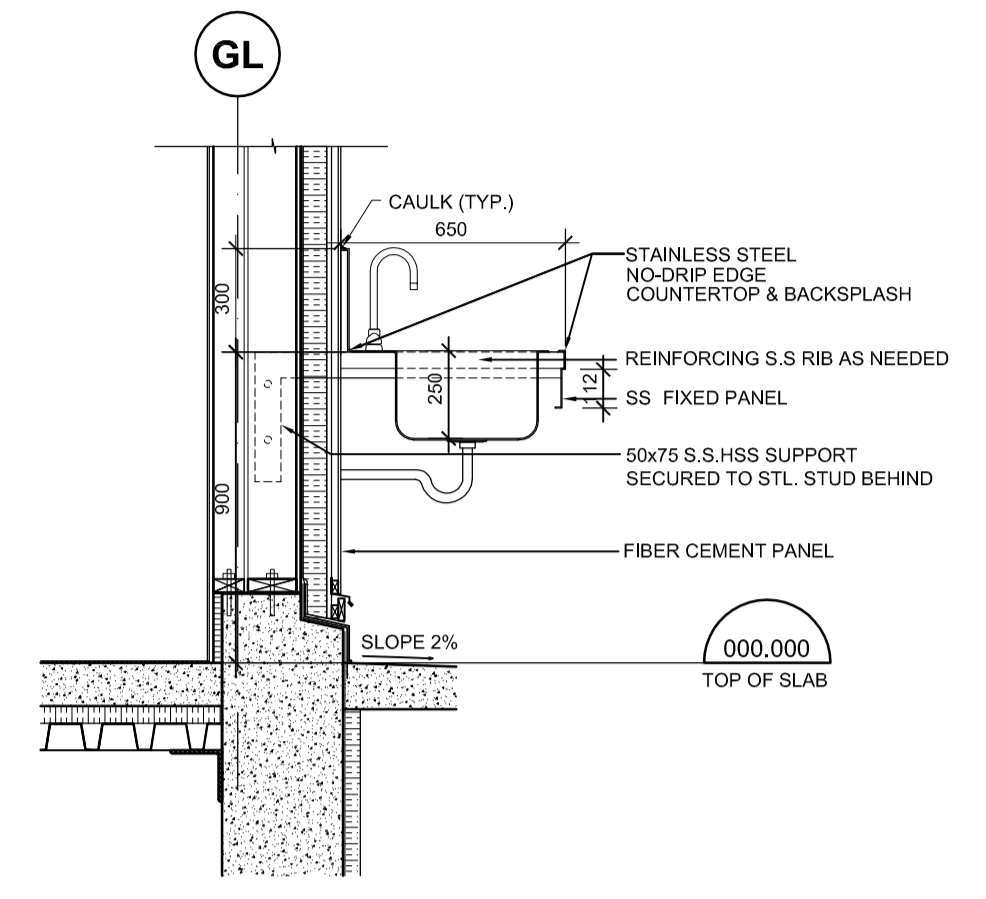
6 FLOOR PLAN TYPICAL OUTSIDE SHOWER
 A-7.0 1:5



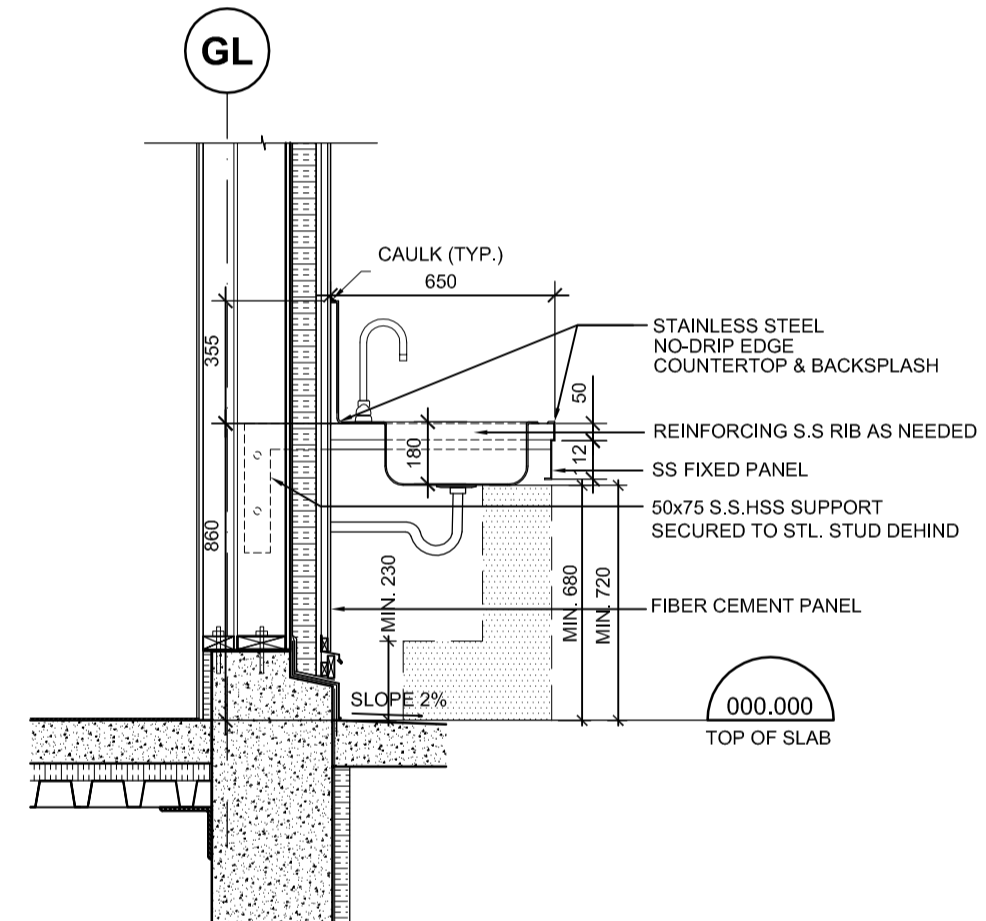
5 FOUNDATION DETAIL TYPICAL OUTSIDE SHOWER
 A-7.0 1:5



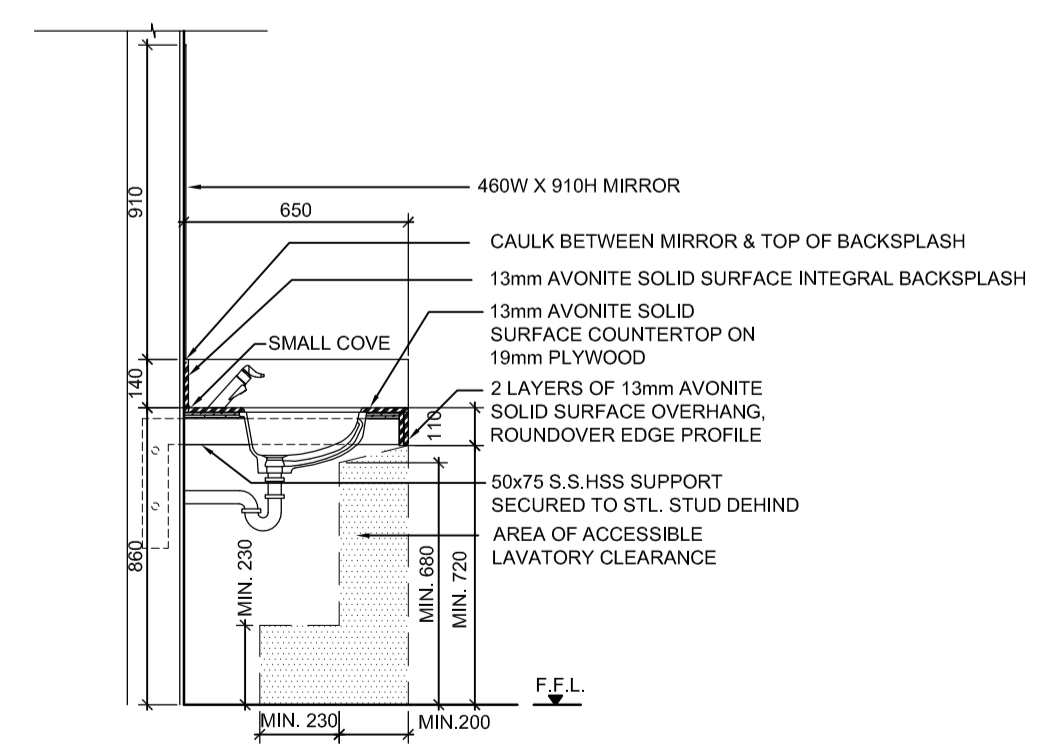
4 CURB DETAIL TYPICAL SHOWER
 A-7.0 1:5



3 TYPICAL SINK SECTION
 A-7.0 1:20



2 TYPICAL ACCESSIBLE SINK SECTION
 A-7.0 1:20



1 TYPICAL VANITY SECTION
 A-7.0 1:20



Revision/Revision	Description/Description	Date/Date
5		
4		
3	ISSUED FOR TENDER	2017/03/03
2	ISSUED FOR 99% CD	2016/03/10
1	ISSUED FOR 50% CD	2016/02/19
0	ISSUED FOR DD	2016/01/20

Client/client
PARKS CANADA

Project title/Titre du projet
**PACIFIC RIM HIGHWAY
 PACIFIC RIM NATIONAL PARK
 WASHROOM BUILDINGS
 REPLACEMENT**

Consultant Signature Only
 Designed by/Concept par
 T.Y.
 Drawn by/Dessiné par
 M.W.
 PWGSC Project Manager/Administrateur de Projets TPSSC
TOM DUNPHY
 Regional Manager, Architectural and Engineering Services
 Gestionnaire régionale, Services d'architectural et de génie, TPSSC
PREETPAL PAUL

Drawing title/Titre du dessin
SECTION DETAILS

Project No./No. du projet	Sheet/Feuille	Revision no./La Révision no.
R.078666.001	A-7.0 OF 32	3