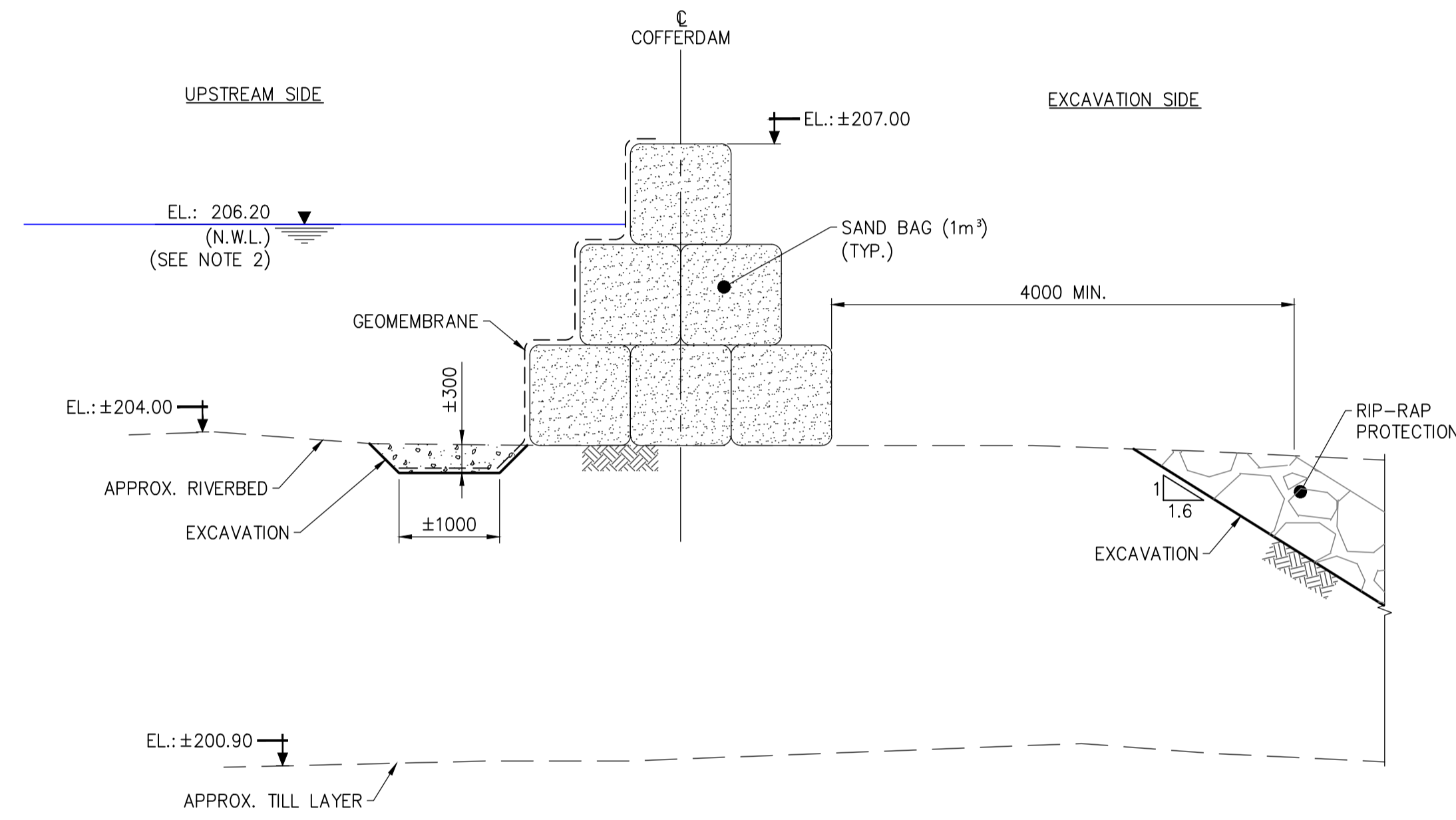
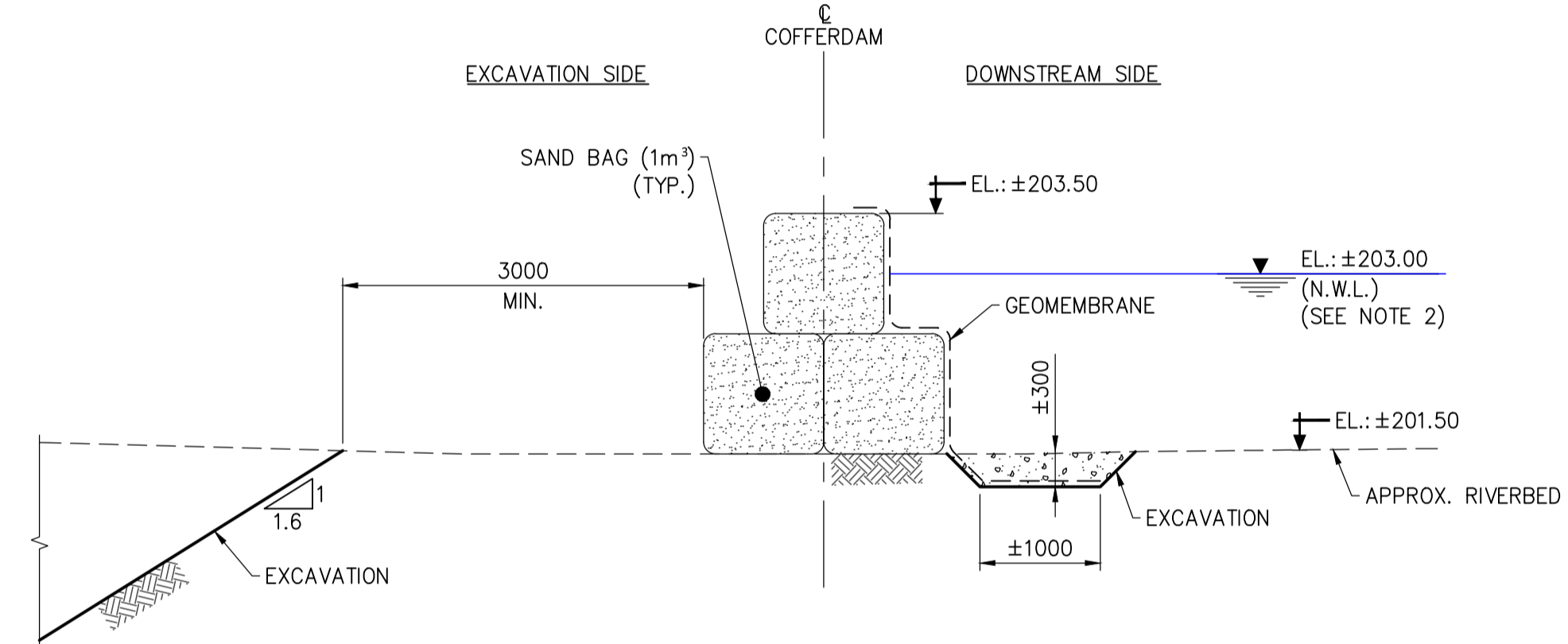


THIS SCALE TO BE USED TO OBTAIN A SCALE FACTOR FOR MEASURES IF THIS DRAWING IS NOT PRINTED ON A SIZE PAPER. MEASURES OBTAINED FROM SCALING ARE APPROXIMATE AND TO BE USED FOR INFORMATION ONLY.

F:\cma-2015\Structure\Nicolston Dam Rehabilitation\Concept\00_Plan_1a.mxd / Layout: G15 / Last save: 2017/08/02, 14:40 / Printed: 2017/08/02, 15:34



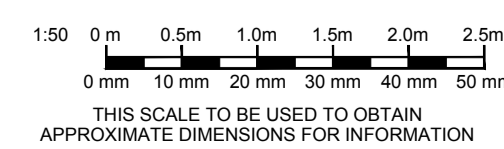
Cofferdam #1a, #1b, and #1c
Section A
1:50 (typical) G15



Cofferdam #2 and #3
Section B
1:50 (typical) G15

Notes

- SEE DRAWING LIST, GENERAL NOTES, ABBREVIATIONS AND LEGEND ON DWG G02.
- COFFERDAM SECTIONS VALID BETWEEN JULY 15 AND SEPTEMBER 30.



THIS SCALE TO BE USED TO OBTAIN APPROXIMATE DIMENSIONS FOR INFORMATION

No	Revision	Date	By
A	Issued for bid and authorization	2017/06/05	M.G./K.N.



Cima+
740 Notre-Dame Street West, Suite 900
Montréal, Québec, H3C 3X6
T.: 514 337-2462
F.: 514 281-1632
www.cima.ca

Project Manager:
M.Grignon, P.Eng.

Client: Fisheries and Oceans Canada / Pêches et Océans Canada	Project number: A000492F
Project title: Nicolston Dam Rehabilitation	Designed by: M.Grignon, Eng.
Drawing title: Cofferdams Sections	Drawn by: K.Nonen, Tech.
	Verified by: M.Grignon, P.Eng.
	Revision: A
	Drawing N°: G16