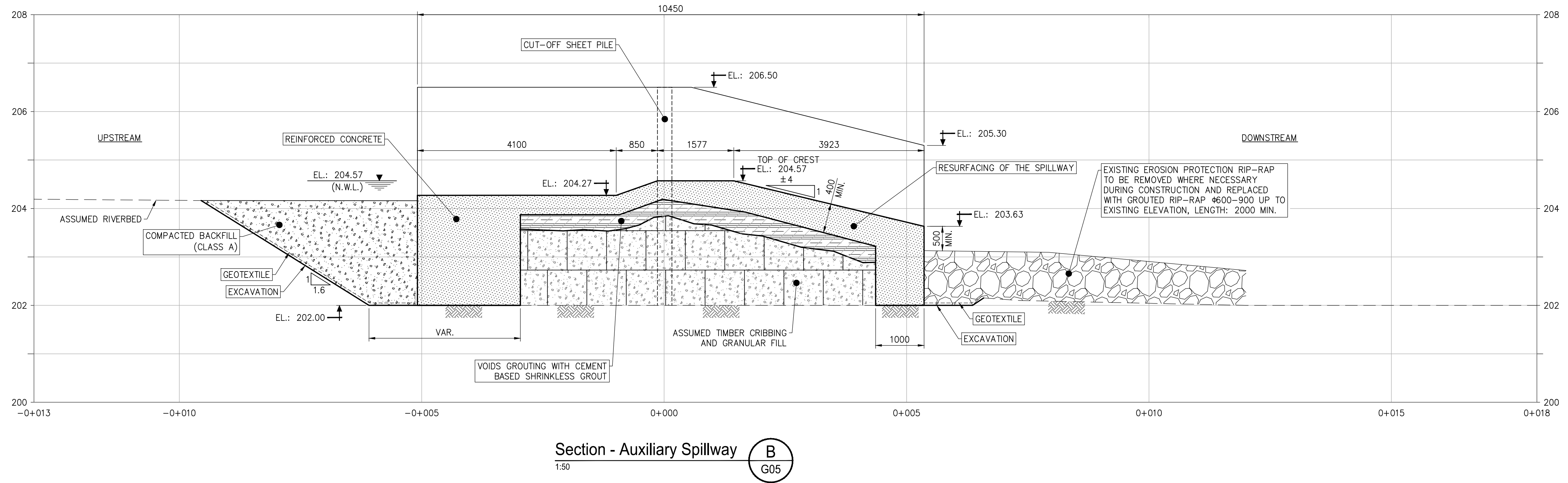
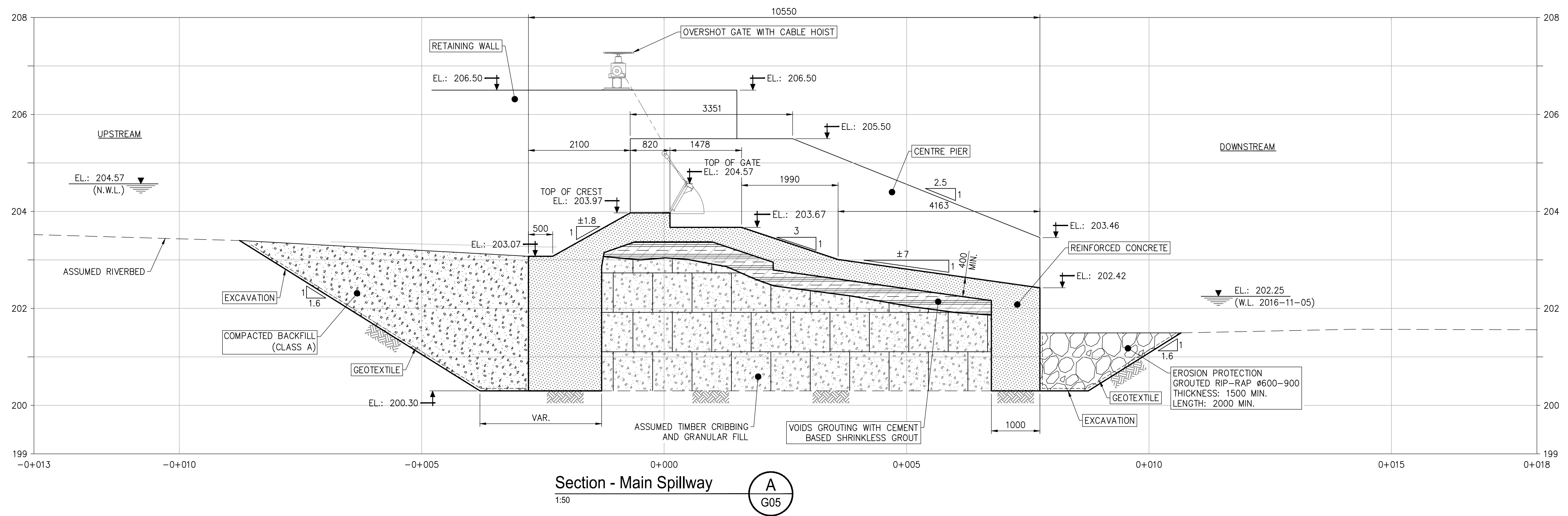
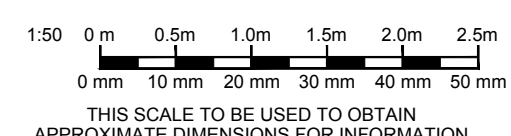


THIS SCALE TO BE USED TO OBTAIN A SCALE FACTOR FOR MEASURES IF THIS DRAWING IS NOT PRINTED ON A SIZE PAPER. MEASURES OBTAINED FROM SCALING ARE APPROXIMATE AND TO BE USED FOR INFORMATION ONLY.

Folder: Z:\Cima-2015\Structure\A00492F - Nicolson Dam Rehabilitation\Concept\A00492F.dwg / Layout: 006 / Last save: 2017/06/05 13:52 / Pimbez: 2017/06/02 13:29



Notes
1. SEE DRAWING LIST, GENERAL NOTES, ABBREVIATIONS AND LEGEND ON DWG G02.



No	Revision	Date	Ing. / cad
A	Issued for bid and authorization	2017/06/05	M.G./A.G.H.

CIMA
Cima+
740 Notre-Dame Street West, Suite 900
Montreal, Quebec, H3C 3X6
T.: 514 337-2462
F.: 514 281-1632
www.cima.ca

Project Manager:
M.Grignon, P.Eng.

Client: Fisheries and Oceans Canada / Pêches et Océans Canada
Project title: **Nicolston Dam Rehabilitation**
Drawing title: **Proposed Arrangement Sections**

Project number: A000492F
Designed by: M.Grignon, Eng.
Drawn by: A.Guérin-H., Tech.
Verified by: M.Grignon, P.Eng.
Revision: A
Drawing N°: **G06**