

0 10 20 30 40 50 60 70 80 90 100 110 120 130 140 150 160 170 180 190 200 millimetres

# NEW FLOATING DOCKS AND REPAIRS

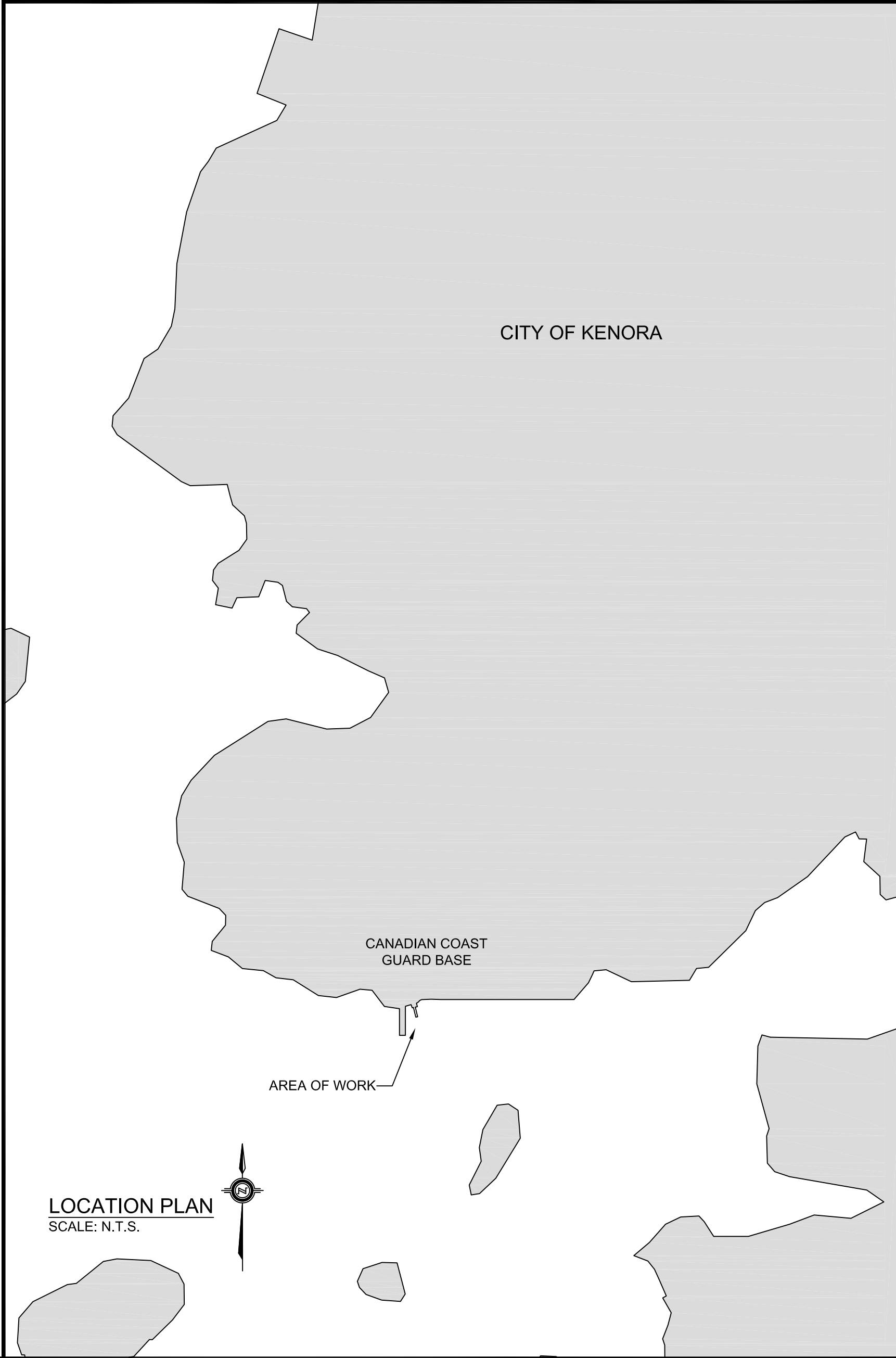
KENORA, ONTARIO

## DRAWING INDEX:

- MA-00 - TITLE PAGE
- MA-01 - SITE PLANS
- MA-02 - NEW ANCHORAGE LAYOUT AND EXISTING TYP. SECTION
- MA-03 - TYP. SECTIONS
- MA-04 - NEW FLOATING DOCK LAYOUT PLANS
- MA-05 - TYP. SECTIONS
- MA-06 - TYP. SECTIONS AND DETAILS
- MA-07 - TYP. SECTIONS AND DETAILS
- MA-08 - TYP. SECTIONS AND DETAILS

- C-01 - NEW STEEL CRIB LAYOUT PLAN
- C-02 - NEW STEEL CRIB TYPE #1
- C-03 - NEW STEEL CRIB TYPE #2
- C-04 - TYP. DETAILS
- C-05 - TYP. DETAILS
- C-06 - TYP. LADDER DETAILS

- R-01 - NEW ALUMINUM GANGWAY TYP. DETAILS
- R-02 - NEW ALUMINUM GANGWAY TYP. DETAILS




 Public Works and  
Government Services Canada  
Architectural and Engineering Services  
Ontario Region  
  
Travaux publics et  
Services gouvernementaux Canada  
Services d'architecture et de génie  
Région de l'Ontario

  
RIGGS ENGINEERING Ltd.  
1240 COMMISSIONERS Rd. WEST  
SUITE 205  
LONDON, ONTARIO  
N6K 1C7  
(519)-657-1040  
WWW.RIGGSENGINEERING.COM



revision		date

Do not scale drawings.  
Verify all dimensions and conditions on site and immediately  
notify the department representative of all discrepancies.

- 
- A Detail No.  
No. du détail
  - B drawing no. – where detail required  
dessin no. – où détail exigé
  - C drawing no. – where detailed  
dessin no. – où détaillé

project title  
titre du projet  
**KENORA** **ONTARIO**

**CANADIAN COAST GUARD BASE  
NEW FLOATING DOCKS AND REPAIRS**

drawing title  
titre du dessin  
**TITLE PAGE**

drawn by  
dessine par  
**A.MARCZENKO**

designed by  
conc. par  
**P. LAMPKIN**

approved by  
approuve par

bid  
offre **J. TO** project manager  
administrateur  
de projets

project date  
date du projet  
**MARCH 31, 2017**

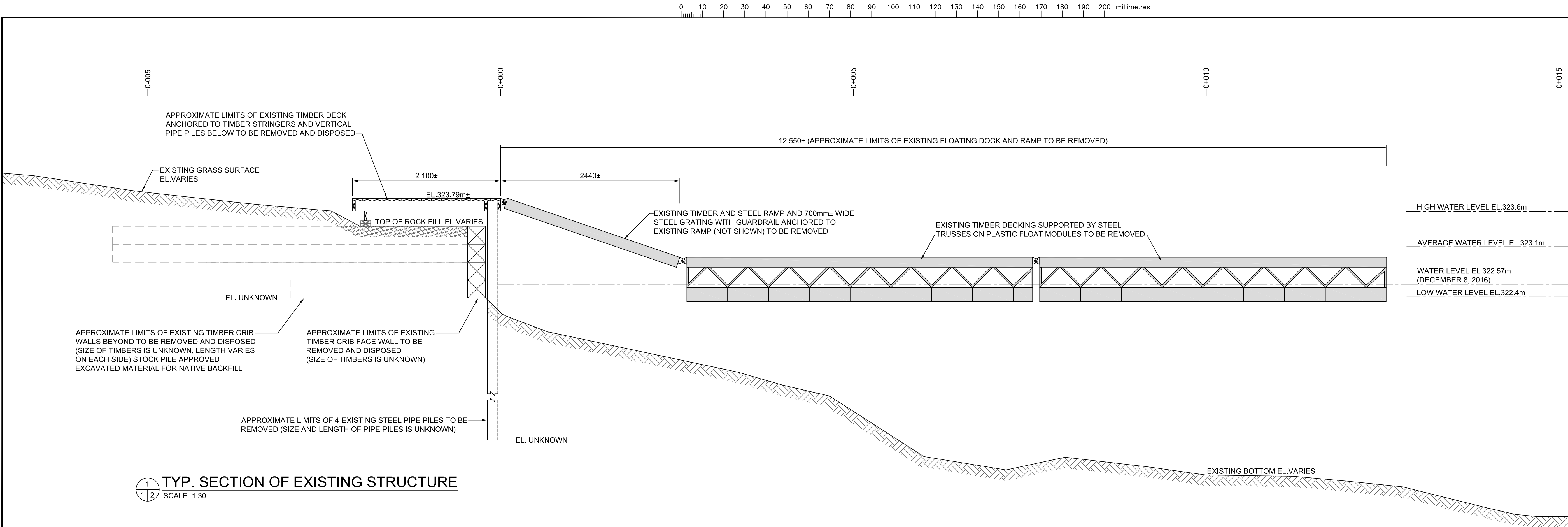
project no.  
no. du projet  
**R.083652.001**

drawing no.  
dessine no.  
**MA-00**

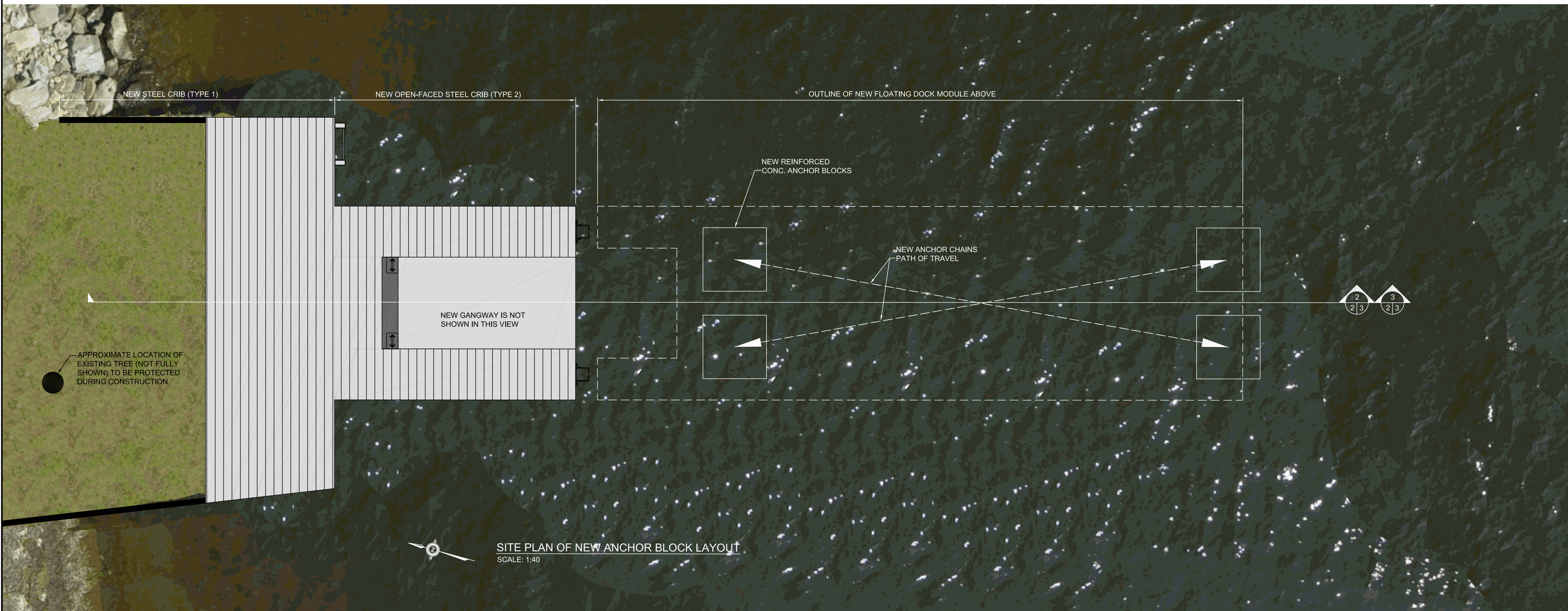








1  
1 2 TYP. SECTION OF EXISTING STRUCTURE  
SCALE: 1:30



SITE PLAN OF NEW ANCHOR BLOCK LAYOUT  
SCALE: 1:40

Public Works and  
Government Services Canada  
Architectural and Engineering Services  
Ontario Region  
Travaux publics et  
Services gouvernementaux Canada  
Services d'architecture et de génie  
Région de l'Ontario



RIGGS ENGINEERING Ltd.  
1240 COMMISSIONERS Rd. WEST  
SUITE 205  
LONDON, ONTARIO  
N6K 1C7  
(519)-657-1040  
WWW.RIGGSENGINEERING.COM



revision	date
----------	------

Do not scale drawings.  
Verify all dimensions and conditions on site and immediately  
notify the department representative of all discrepancies.

A	Detail No. No. du détail
B	drawing no. - where detail required dessin no. - où détail exigé
C	drawing no. - where detailed dessin no. - où détaillé

project title  
titre du projet  
KENORA ONTARIO

CANADIAN COAST GUARD BASE  
NEW FLOATING DOCKS AND REPAIRS

drawing title  
titre du dessin  
NEW ANCHORAGE LAYOUT  
AND EXISTING TYP. SECTION

drawn by  
dessiné par  
A.MARCZENKO

designed by  
conc. par  
P. LAMPKIN

approved by  
approuvé par

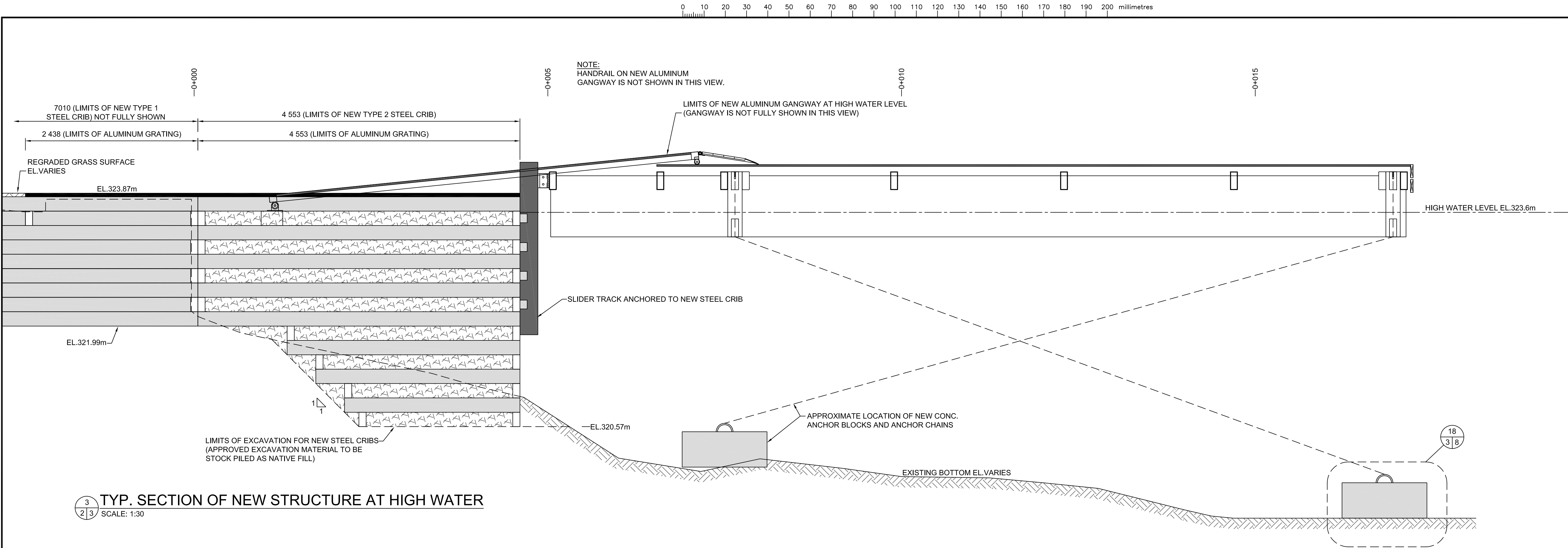
bid  
offre  
J. TO project manager  
administrateur  
de projets

project date  
date du projet  
MARCH 31, 2017

project no.  
no. du projet  
R.083652.001

drawing no.  
dessiné no.  
MA-02





Public Works and  
Government Services Canada  
Architectural and Engineering Services  
Ontario Region  
Travaux publics et  
Services gouvernementaux Canada  
Services d'architecture et de génie  
Région de l'Ontario



RIGGS ENGINEERING Ltd.  
1240 COMMISSIONERS Rd. WEST  
SUITE 205  
LONDON, ONTARIO  
N6K 1C7  
(519)-657-1040  
WWW.RIGGSENGINEERING.COM



revision	date

Do not scale drawings.  
Verify all dimensions and conditions on site and immediately  
notify the department representative of all discrepancies.

A	Detail No.
B	No. du détail
C	drawing no. - where detail required dessin no. - où détail exigé
C	drawing no. - where detailed dessin no. - où détaillé

project title titre du projet	ONTARIO
KENORA	

CANADIAN COAST GUARD BASE  
NEW FLOATING DOCKS AND REPAIRS

drawing title titre du dessin
TYP. SECTIONS

drawn by dessiné par	A.MARCZENKO

designed by conc par	P. LAMPKIN

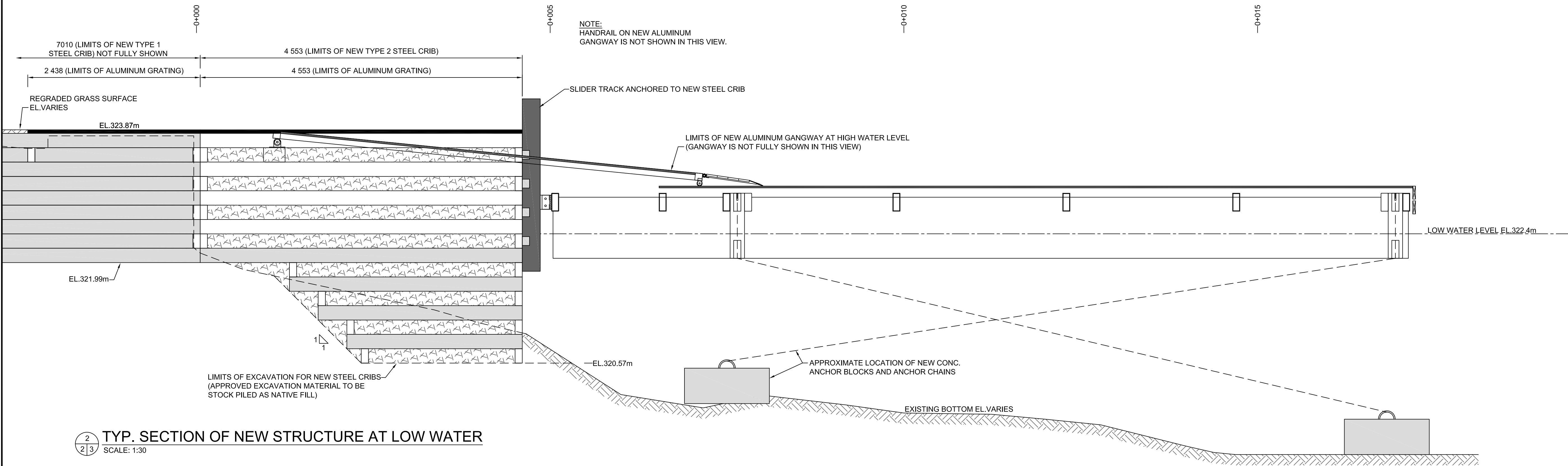
approved by approuve par

bid offre	J. TO	project manager administrateur de projets

project date date du projet	MARCH 31, 2017

project no. no. du projet	R.083652.001

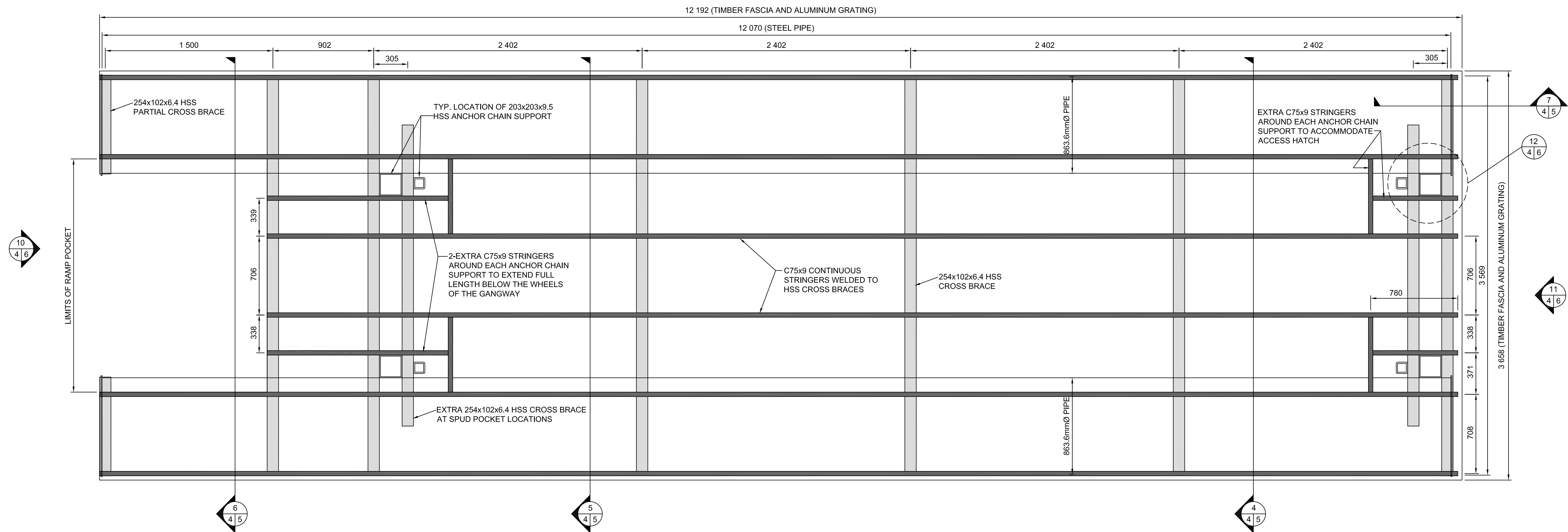
drawing no. dessiné no.	MA-03



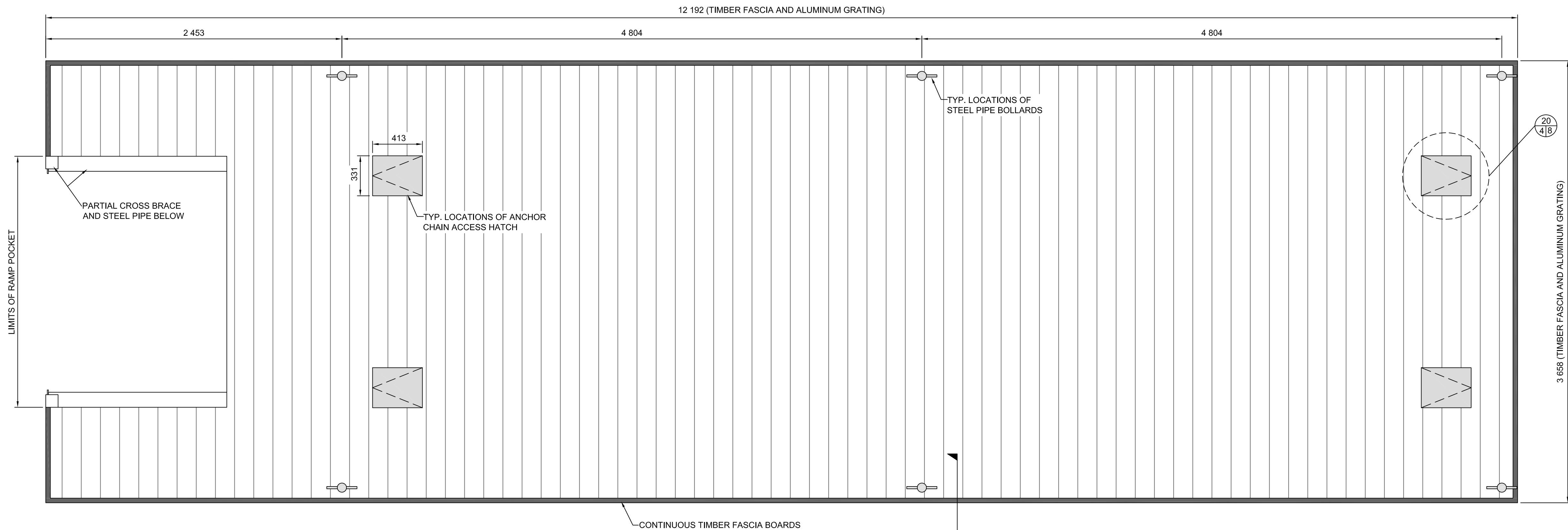
TYP. SECTION OF NEW STRUCTURE AT LOW WATER  
SCALE: 1:30



0 10 20 30 40 50 60 70 80 90 100 110 120 130 140 150 160 170 180 190 200 millimetres



NEW MODULE FRAMING LAYOUT PLAN  
SCALE: 1:20



NEW MODULE LAYOUT PLAN  
SCALE: 1:20

Public Works and  
Government Services Canada  
Architectural and Engineering Services  
Ontario Region  
Travaux publics et  
Services gouvernementaux Canada  
Services d'architecture et de génie  
Région de l'Ontario



RIGGS ENGINEERING Ltd.  
1240 COMMISSIONERS Rd. WEST  
SUITE 205  
LONDON, ONTARIO  
N6K 1C7  
(519)-657-1040  
WWW.RIGGSENGINEERING.COM



revision		date

Do not scale drawings.  
Verify all dimensions and conditions on site and immediately  
notify the department representative of all discrepancies.

A	Detail No.
B	No. du détail
C	drawing no. - where detail required dessin no. - où détail exigé
D	drawing no. - where detailed dessin no. - où détaillé

project title  
titre du projet  
KENORA ONTARIO

CANADIAN COAST GUARD BASE  
NEW FLOATING DOCKS AND REPAIRS

drawing title  
titre du dessin  
NEW FLOATING DOCK  
LAYOUT PLANS

drawn by  
dessine par  
A.MARCZENKO

designed by  
conc par  
P. LAMPKIN

approved by  
approuve par

bid  
offre  
J. TO

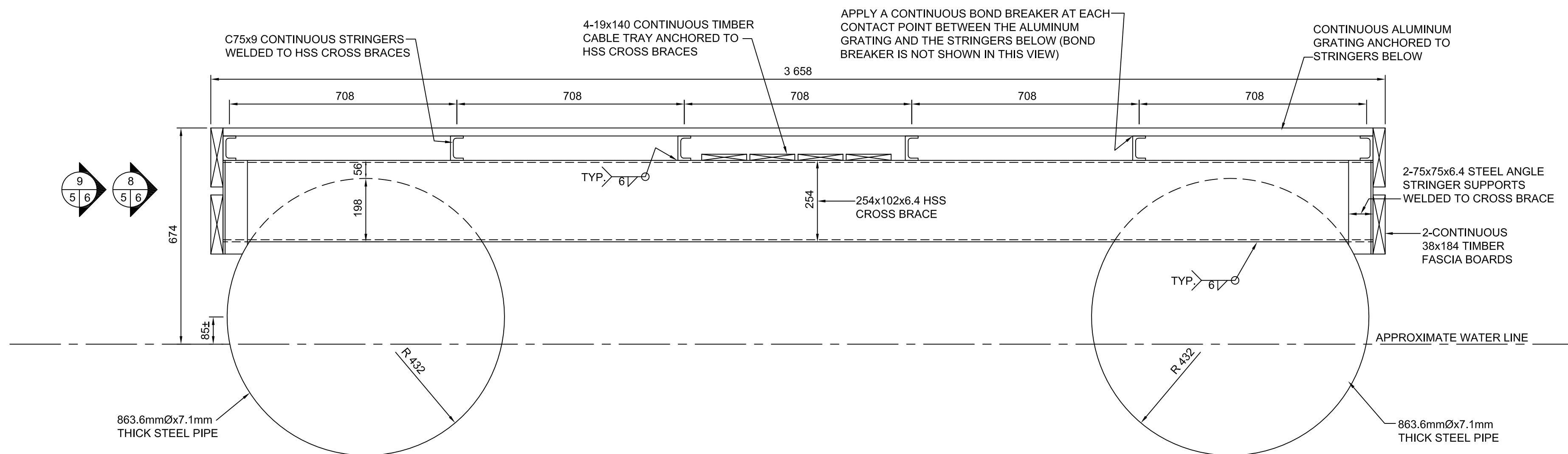
project manager  
administrateur  
de projets  
MARCH 31, 2017

project no.  
no. du projet  
R.083652.001

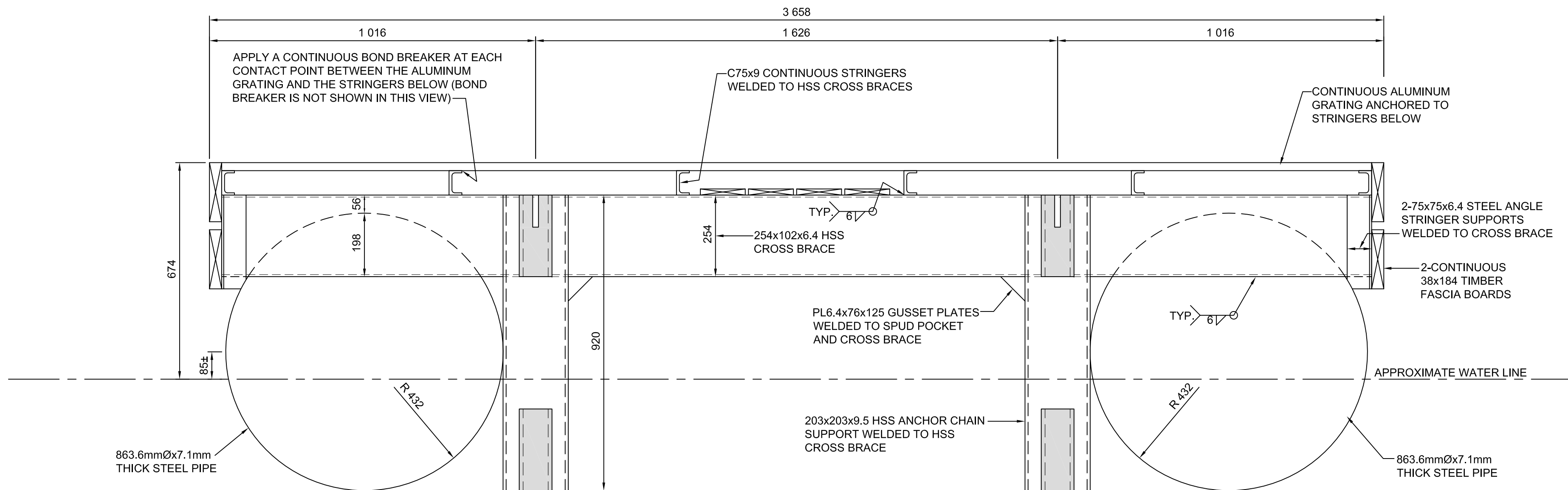
drawing no.  
dessin no.  
MA-04



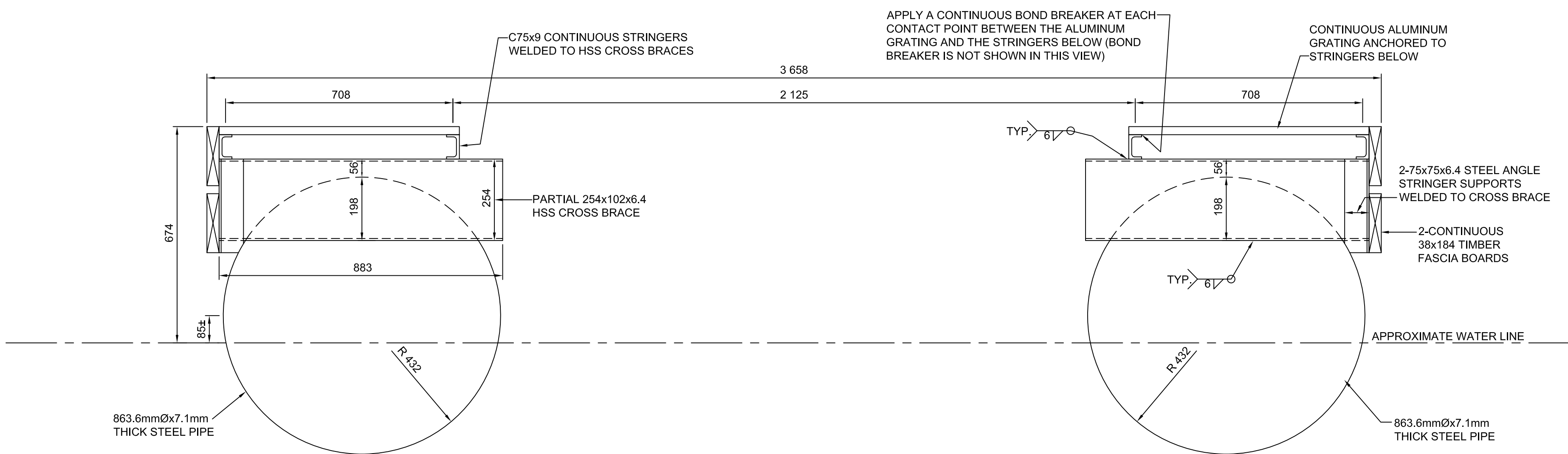
0 10 20 30 40 50 60 70 80 90 100 110 120 130 140 150 160 170 180 190 200 millimetres



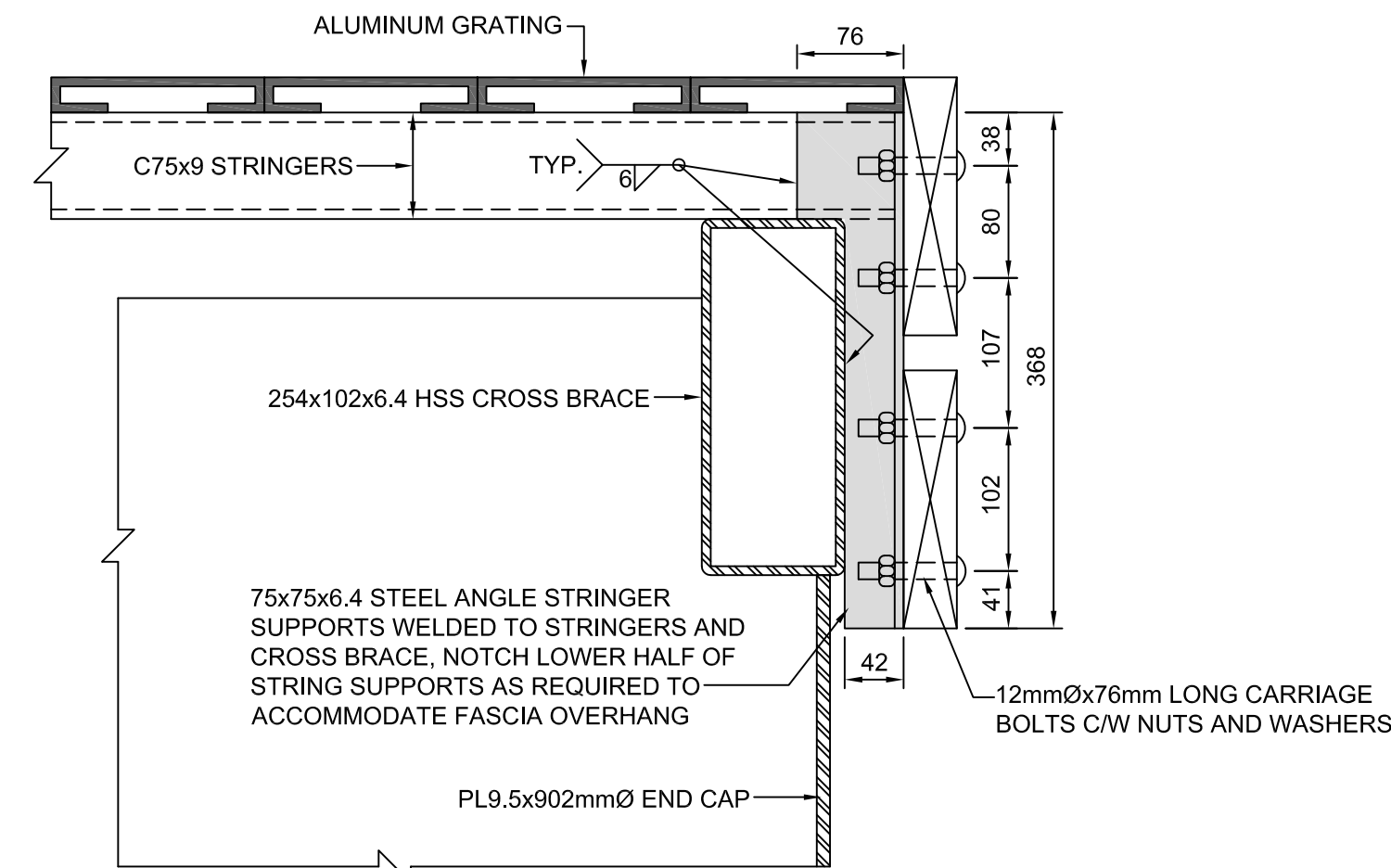
4 TYP. SECTION OF NEW FLOATING DOCK MODULE  
SCALE: 1:10



5 TYP. SECTION OF NEW FLOATING DOCK MODULE AT ANCHOR CHAIN SUPPORT  
SCALE: 1:10



6 TYP. SECTION OF NEW FLOATING DOCK MODULE AT RAMP POCKET  
SCALE: 1:10



7 TYP. END FASCIA SUPPORT DETAIL  
SCALE: 1:5

Public Works and  
Government Services Canada  
Architectural and Engineering Services  
Ontario Region  
Travaux publics et  
Services gouvernementaux Canada  
Services d'architecture et de génie  
Région de l'Ontario



RIGGS ENGINEERING Ltd.  
1240 COMMISSIONERS Rd. WEST  
SUITE 205  
LONDON, ONTARIO  
N6K 1C7  
(519)-657-1040  
WWW.RIGGSENGINEERING.COM



revision	date

Do not scale drawings.  
Verify all dimensions and conditions on site and immediately  
notify the department representative of all discrepancies.

A	Detail No.
B	No. du détail
C	drawing no. - where detail required dessin no. - où détail exigé
C	drawing no. - where detailed dessin no. - où détaillé

project title  
titre du projet  
KENORA ONTARIO

CANADIAN COAST GUARD BASE  
NEW FLOATING DOCKS AND REPAIRS

drawing title  
titre du dessin  
TYP. SECTIONS

drawn by  
dessiné par  
A.MARCZENKO

designed by  
conc par  
P. LAMPKIN

approved by  
approuvé par

bid  
offre  
J. TO project manager  
administrateur  
de projets

project date  
date du projet  
MARCH 31, 2017


project no.  
no. du projet  
R.083652.001

drawing no.  
dessiné no.  
MA-05












revision		date

 A Detail No.  
No. du détail

 B drawing no. — where detail required  
dessin no. — où détail exigé

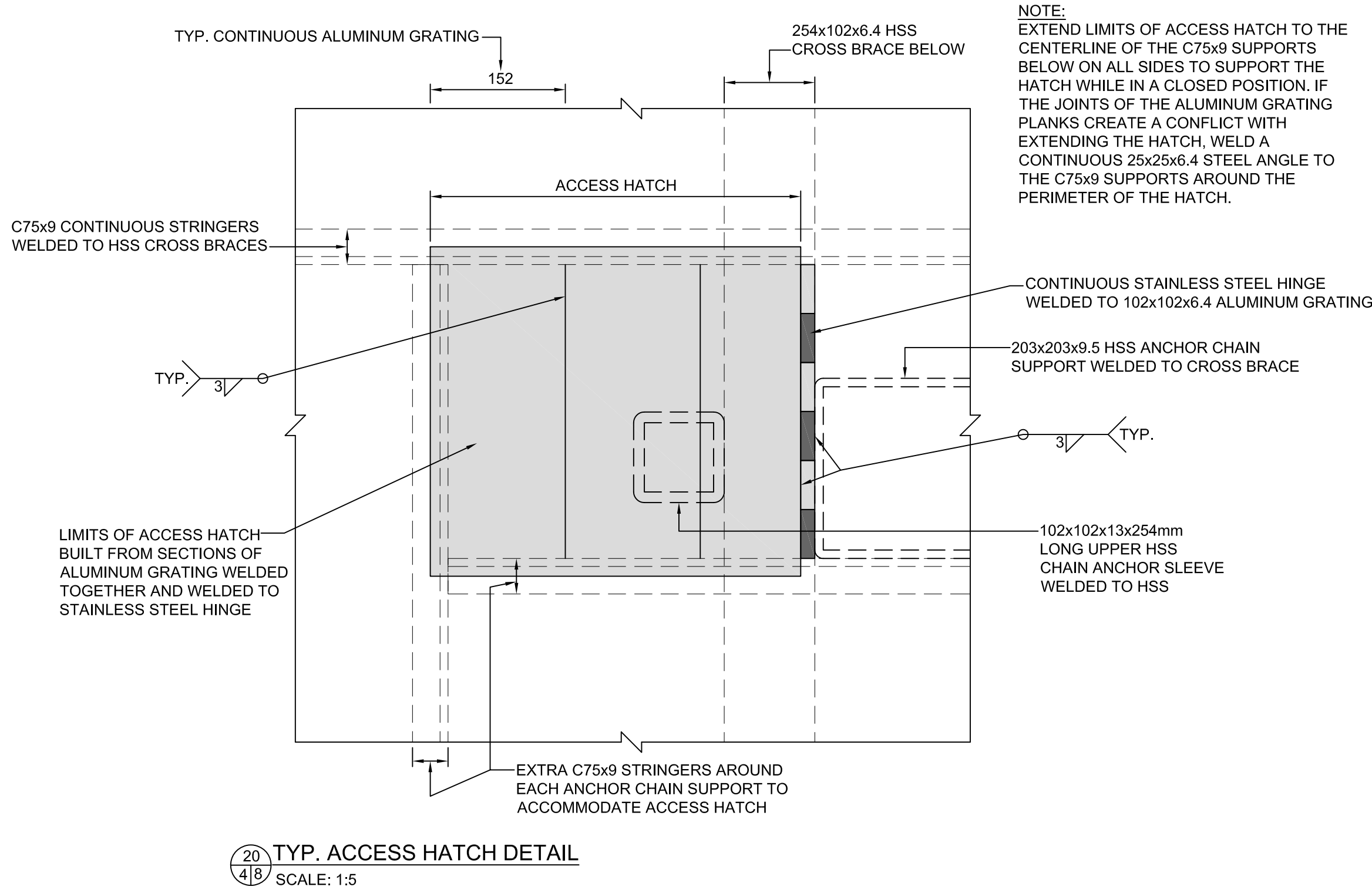
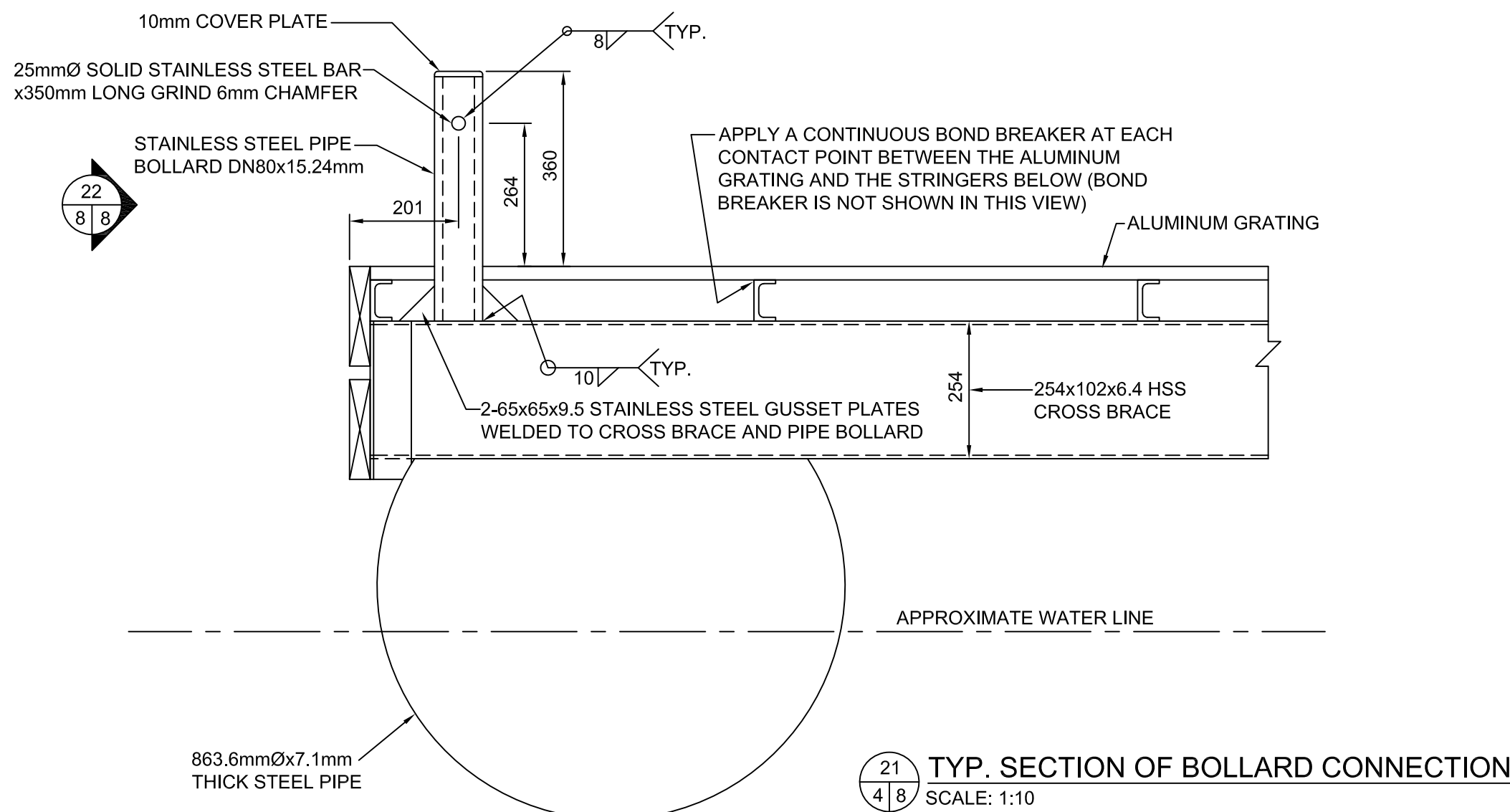
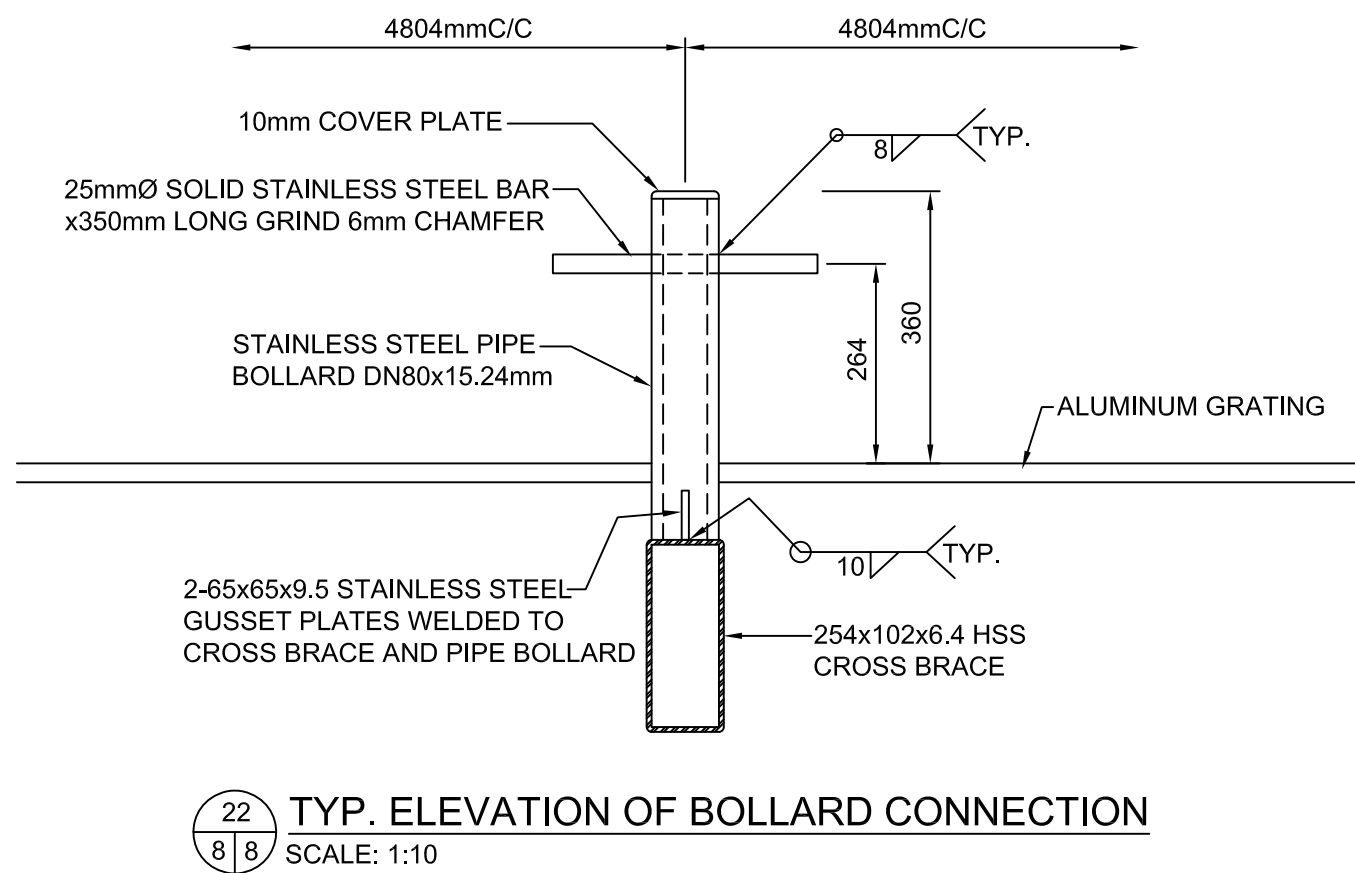
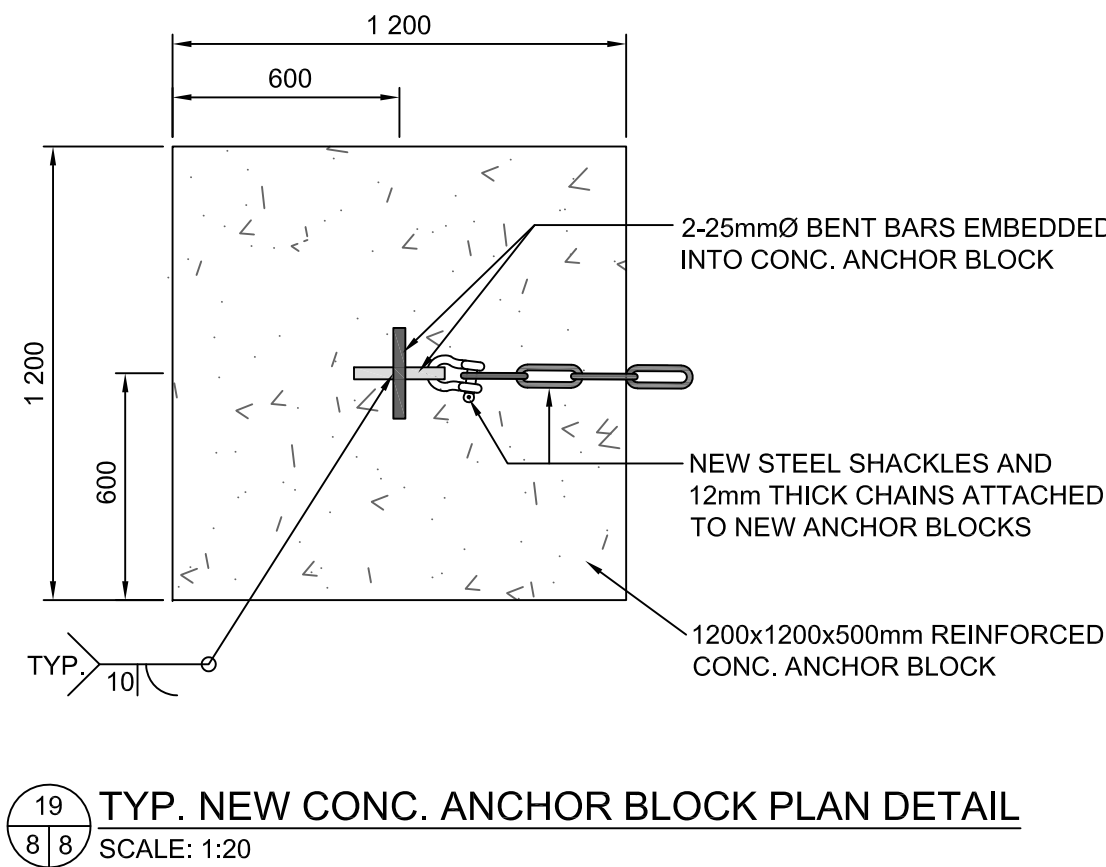
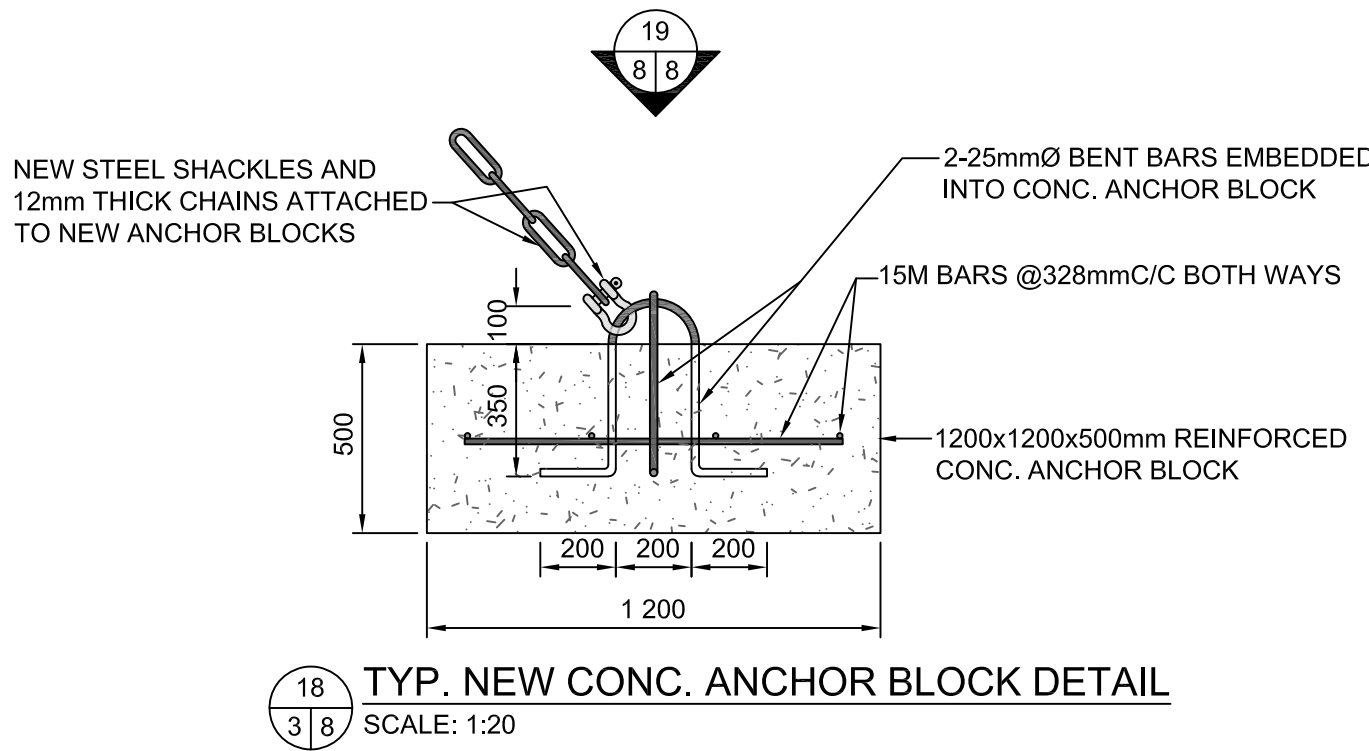
 C drawing no. — where detailed  
dessin no. — où détaillé

project title titre du projet <b>KENORA</b>	<b>ONTARIO</b>
---	----------------

drawing title  
titre du dessin

drawing no.  
dessine no. MA-07





revision	date
----------	------

Do not scale drawings.  
Verify all dimensions and conditions on site and immediately notify the department representative of all discrepancies.

A	Detail No.
B	No. du détail
C	drawing no. - where detail required dessin no. - où détail exigé
	drawing no. - where detailed dessin no. - où détaillé

project title  
titre du projet  
**KENORA** **ONTARIO**

CANADIAN COAST GUARD BASE  
NEW FLOATING DOCKS AND REPAIRS

drawing title  
titre du dessin  
**TYP. SECTIONS  
AND DETAILS**

drawn by  
dessiné par  
**A.MARCZENKO**

designed by  
conc. par  
**P. LAMPKIN**

approved by  
approuvé par

bid  
offre  
**J. TO**

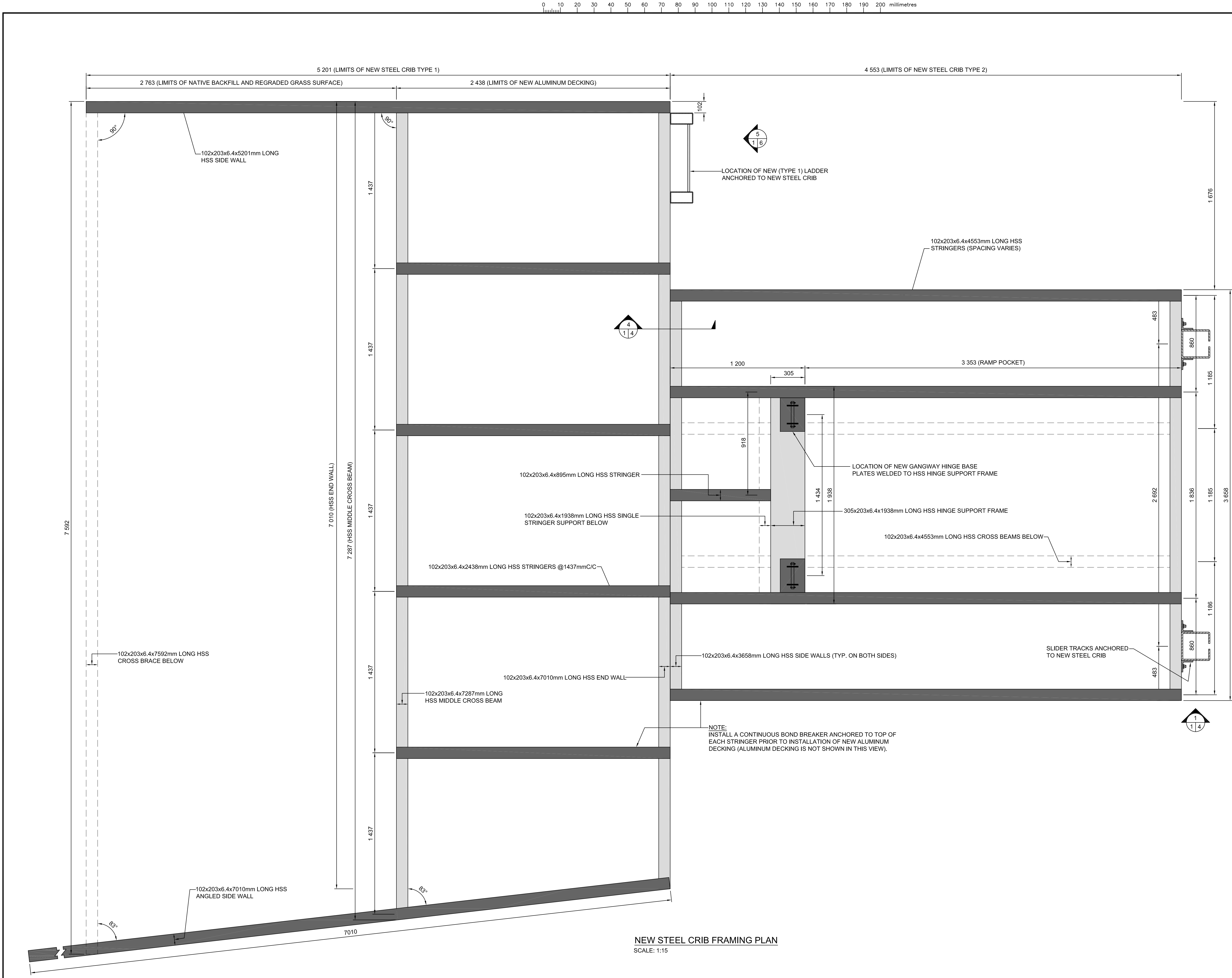
project manager  
administrateur  
de projets

project date  
date du projet  
**MARCH 31, 2017**

project no.  
no. du projet  
**R.083652.001**

drawing no.  
dessiné no.  
**MA-08**





Public Works and  
Government Services Canada  
Architectural and Engineering Services  
Ontario Region  
Travaux publics et  
Services gouvernementaux Canada  
Services d'architecture et de génie  
Région de l'Ontario



RIGGS ENGINEERING Ltd.  
1240 COMMISSIONERS Rd. WEST  
SUITE 205  
LONDON, ONTARIO  
N6K 1C7  
(519)-657-1040  
WWW.RIGGSENGINEERING.COM



revision		date

Do not scale drawings.  
Verify all dimensions and conditions on site and immediately  
notify the department representative of all discrepancies.

A	Detail No.
B	drawing no. - where detail required
C	drawing no. - where detailed

project title  
titre du projet  
KENORA ONTARIO

CANADIAN COAST GUARD BASE  
NEW FLOATING DOCKS AND REPAIRS

drawing title  
titre du dessin  
NEW STEEL CRIB  
LAYOUT PLAN

drawn by  
dessine par  
A.MARCZENKO

designed by  
conc par  
P. LAMPKIN

approved by  
approuve par

bid  
offre  
J. TO

project date  
date du projet  
MARCH 31, 2017

project no.  
no. du projet  
R.083652.001

drawing no.  
dessine no.  
C-01





Do not scale drawings.  
Verify all dimensions and conditions on site and immediately  
notify the department representative of all discrepancies.

project title  
titre du projet

KENORA

ONTARIO

drawing title  
titre du dessin

NEW STEEL CRIB  
TYPE #1

drawn by  
dessine par

designed by  
conc par

P. LAMPKIN

approved by  
approuve par

bid offre	J. TO	project manager administrateur de projets
--------------	-------	---

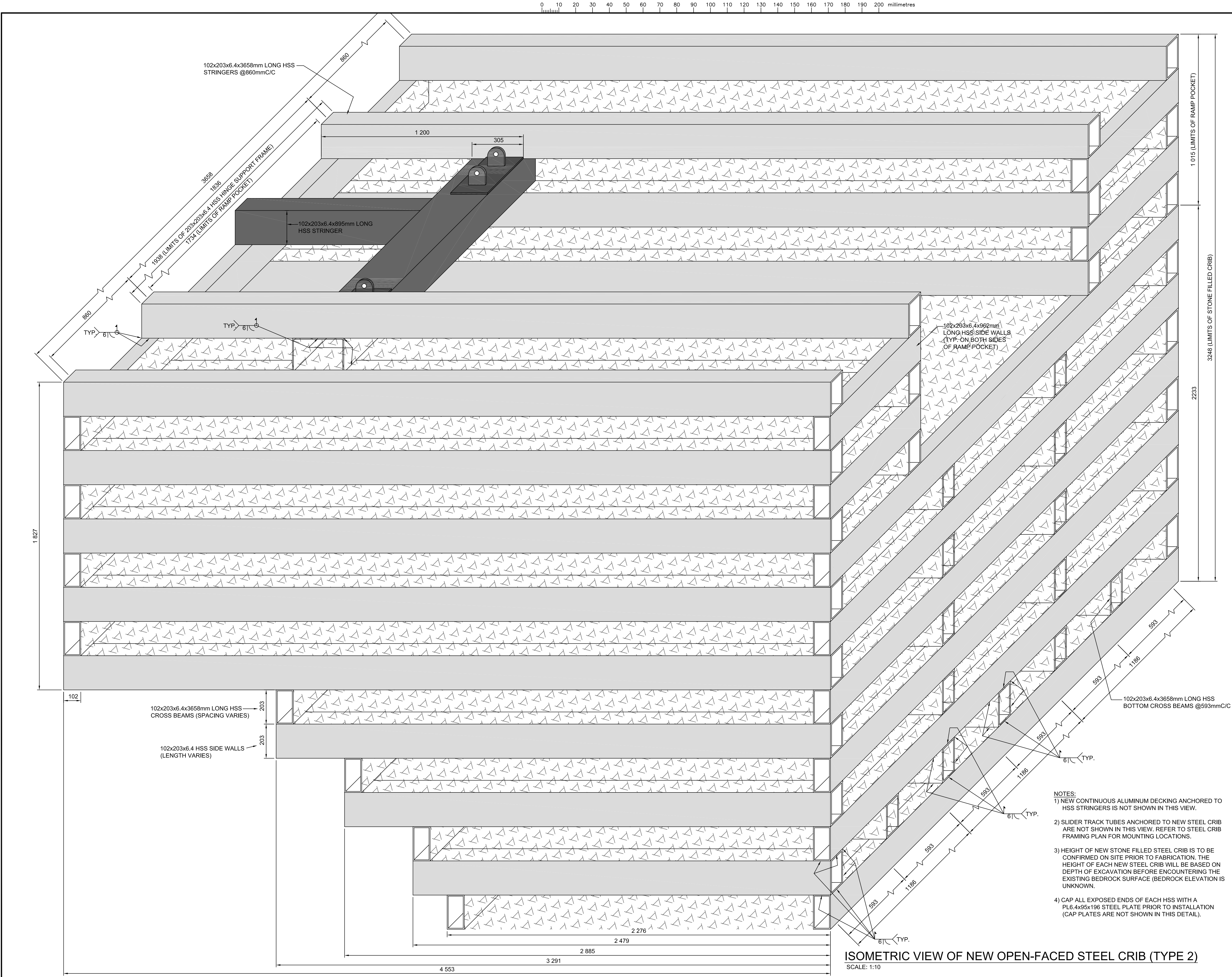
project date  
date du projet

MARCH 31, 2017

project no.  
no. du projet R.083652.001

drawing no. C-02  
dessine no.





Public Works and  
Government Services Canada  
Architectural and Engineering Services  
Ontario Region

Travaux publics et  
Services gouvernementaux Canada  
Services d'architecture et de génie  
Région de l'Ontario

**RIGGS**  
ENGINEERING  
RIGGS ENGINEERING Ltd.  
1240 COMMISSIONERS Rd. WEST  
SUITE 205  
LONDON, ONTARIO  
N6K 1C7  
(519)-657-1040  
WWW.RIGGSENGINEERING.COM



revision	date

Do not scale drawings.  
Verify all dimensions and conditions on site and immediately  
notify the department representative of all discrepancies.

A	Detail No.
B	drawing no. - where detail required
C	drawing no. - where detailed

project title  
titre du projet  
**KENORA** **ONTARIO**

CANADIAN COAST GUARD BASE  
NEW FLOATING DOCKS AND REPAIRS

drawing title  
titre du dessin  
**NEW STEEL CRIB  
TYPE #2**

drawn by  
dessiné par  
**A.MARCZENKO**

designed by  
conc. par  
**P. LAMPKIN**

approved by  
approuvé par

bid  
offre  
**J. TO** project manager  
administrateur  
de projets

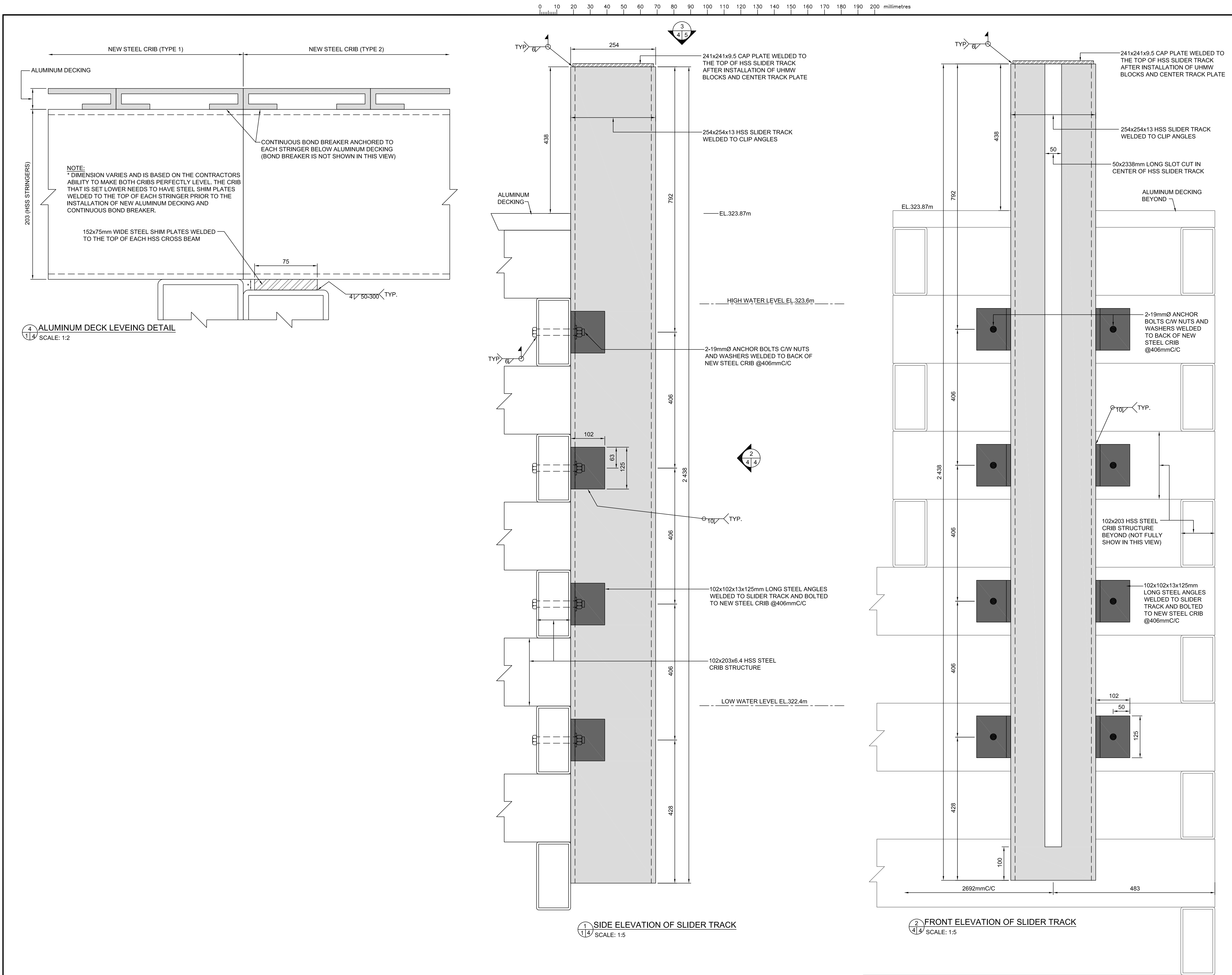
project date  
date du projet  
**MARCH 31, 2017**

project no.  
no. du projet  
**R.083652.001**

drawing no.  
dessiné no.  
**C-03**

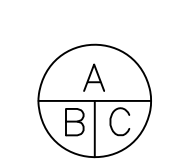
- NOTES:
- 1) NEW CONTINUOUS ALUMINUM DECKING ANCHORED TO HSS STRINGERS IS NOT SHOWN IN THIS VIEW.
  - 2) SLIDER TRACK TUBES ANCHORED TO NEW STEEL CRIB ARE NOT SHOWN IN THIS VIEW. REFER TO STEEL CRIB FRAMING PLAN FOR MOUNTING LOCATIONS.
  - 3) HEIGHT OF NEW STONE FILLED STEEL CRIB IS TO BE CONFIRMED ON SITE PRIOR TO FABRICATION. THE HEIGHT OF EACH NEW STEEL CRIB WILL BE BASED ON DEPTH OF EXCAVATION BEFORE ENCOUNTERING THE EXISTING BEDROCK SURFACE (BEDROCK ELEVATION IS UNKNOWN).
  - 4) CAP ALL EXPOSED ENDS OF EACH HSS WITH A PL8.4x95x196 STEEL PLATE PRIOR TO INSTALLATION (CAP PLATES ARE NOT SHOWN IN THIS DETAIL).





revision		date

Do not scale drawings.  
Verify all dimensions and conditions on site and immediately  
notify the department representative of all discrepancies.

	A Detail No. No. du détail B drawing no. - where detail required dessin no. - où détail exigé C drawing no. - where detailed dessin no. - où détaillé
---	--

project title titre du projet	KENORA	ONTARIO
----------------------------------	--------	---------

drawing title titre du dessin	TYP. DETAILS
----------------------------------	--------------

drawn by dessine par	A.MARCZENKO
designed by conc par	P. LAMPKIN
approved by approuve par	

bid offre	J. TO	project manager administrateur de projets
--------------	-------	---

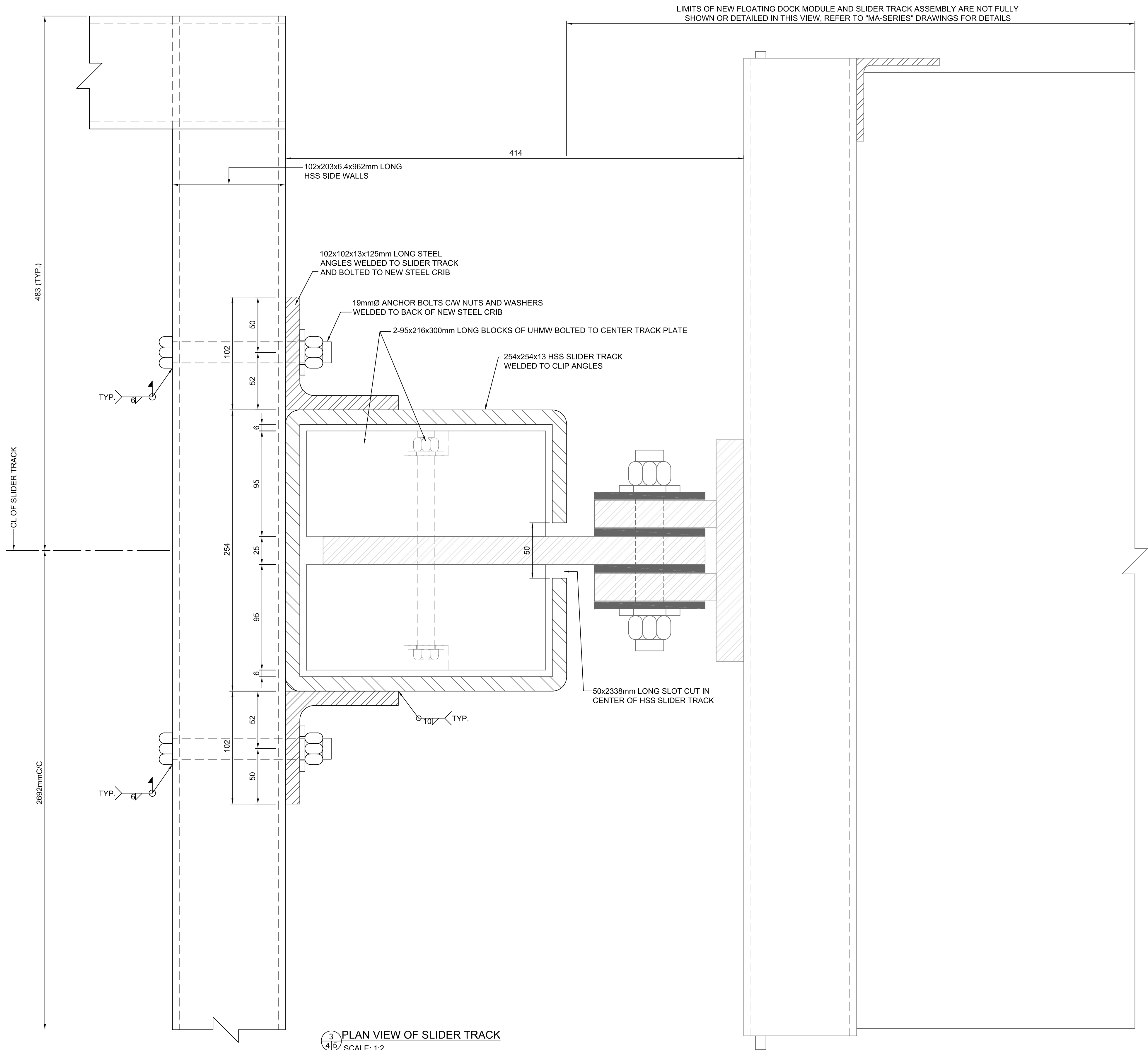
project date date du projet	MARCH 31, 2017
--------------------------------	----------------

project no. no. du projet	R.083652.001
------------------------------	--------------

drawing no. dessine no.	C-04
----------------------------	------



0 10 20 30 40 50 60 70 80 90 100 110 120 130 140 150 160 170 180 190 200 millimetres



Public Works and  
Government Services Canada  
Architectural and Engineering Services  
Ontario Region

Travaux publics et  
Services gouvernementaux Canada  
Services d'architecture et de génie  
Région de l'Ontario



RIGGS ENGINEERING Ltd.  
1240 COMMISSIONERS Rd. WEST  
SUITE 205  
LONDON, ONTARIO  
N6K 1C7  
(519)-657-1040  
WWW.RIGGSENGINEERING.COM



revision		date

Do not scale drawings.  
Verify all dimensions and conditions on site and immediately  
notify the department representative of all discrepancies.

A	Detail No.
B	No. du détail
C	drawing no. - where detail required dessin no. - où détail exigé
	drawing no. - where detailed dessin no. - où détaillé

project title  
titre du projet

KENORA ONTARIO

CANADIAN COAST GUARD BASE  
NEW FLOATING DOCKS AND REPAIRS

drawing title  
titre du dessin

TYP. DETAILS

drawn by  
dessiné par

A.MARCZENKO

designed by  
conc. par

P. LAMPKIN

approved by  
approuvé par

bid  
offre

J. TO

project manager  
administrateur  
de projets

project date  
date du projet

MARCH 31, 2017

project no.  
no. du projet

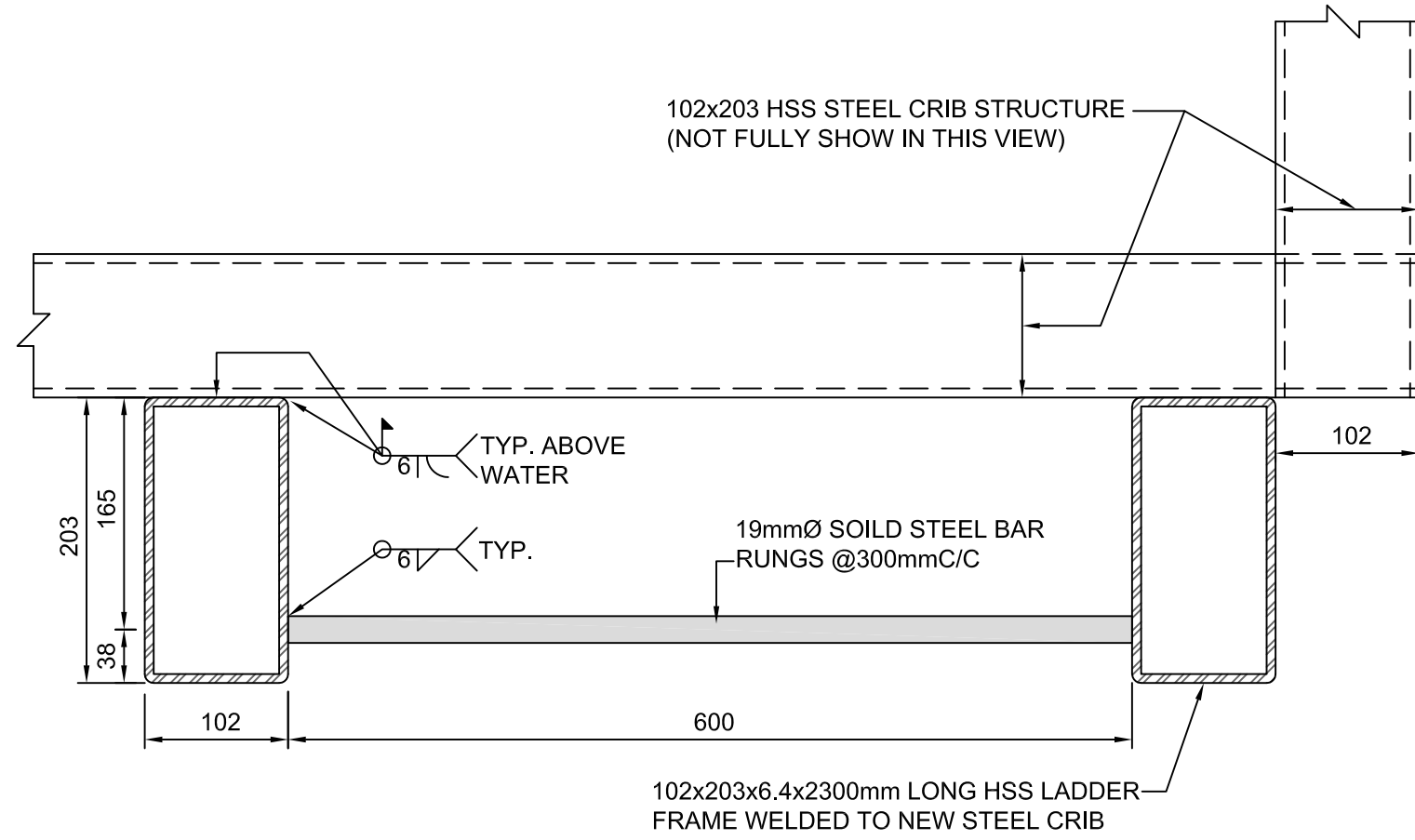
R.083652.001

drawing no.  
dessiné no.

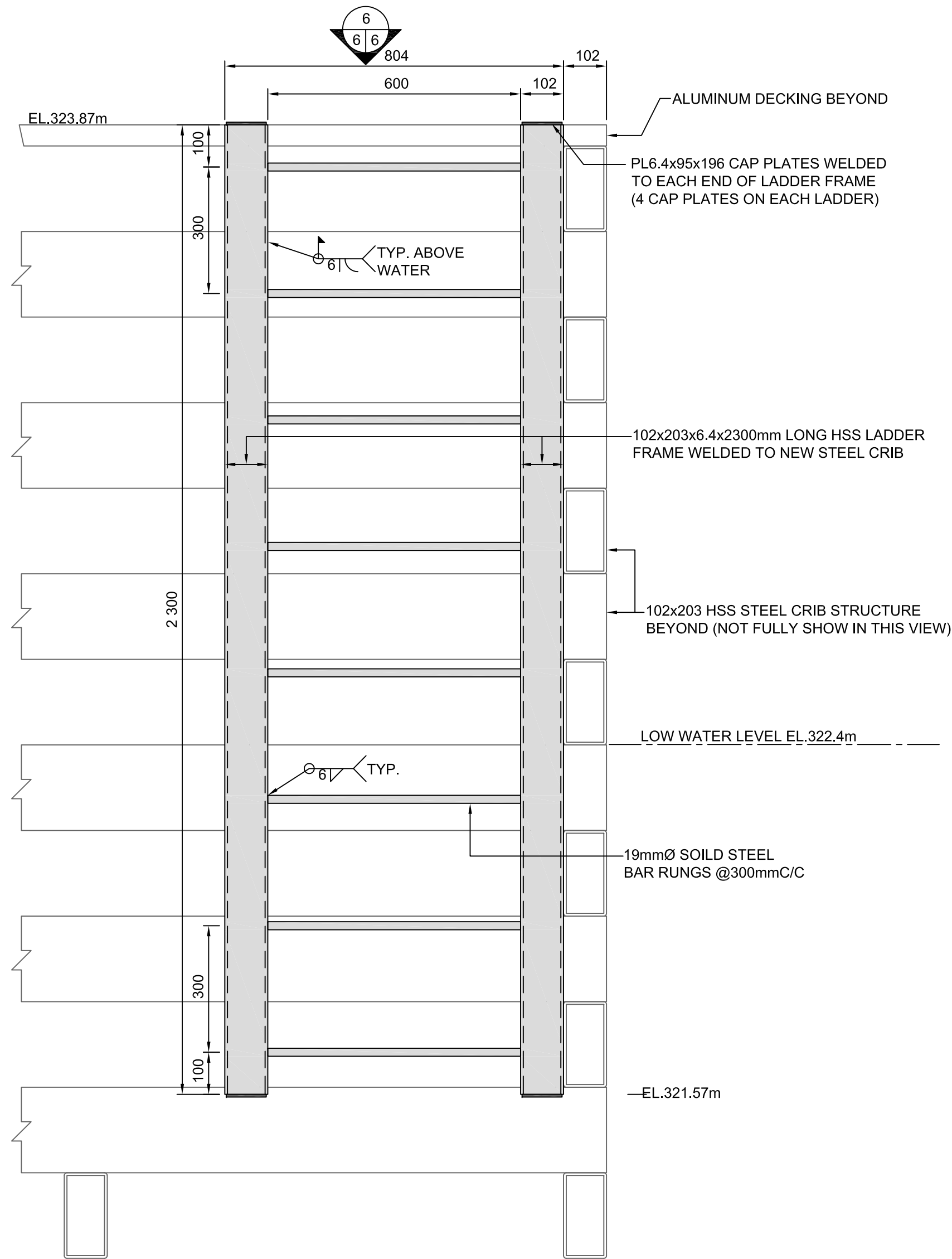
C-05



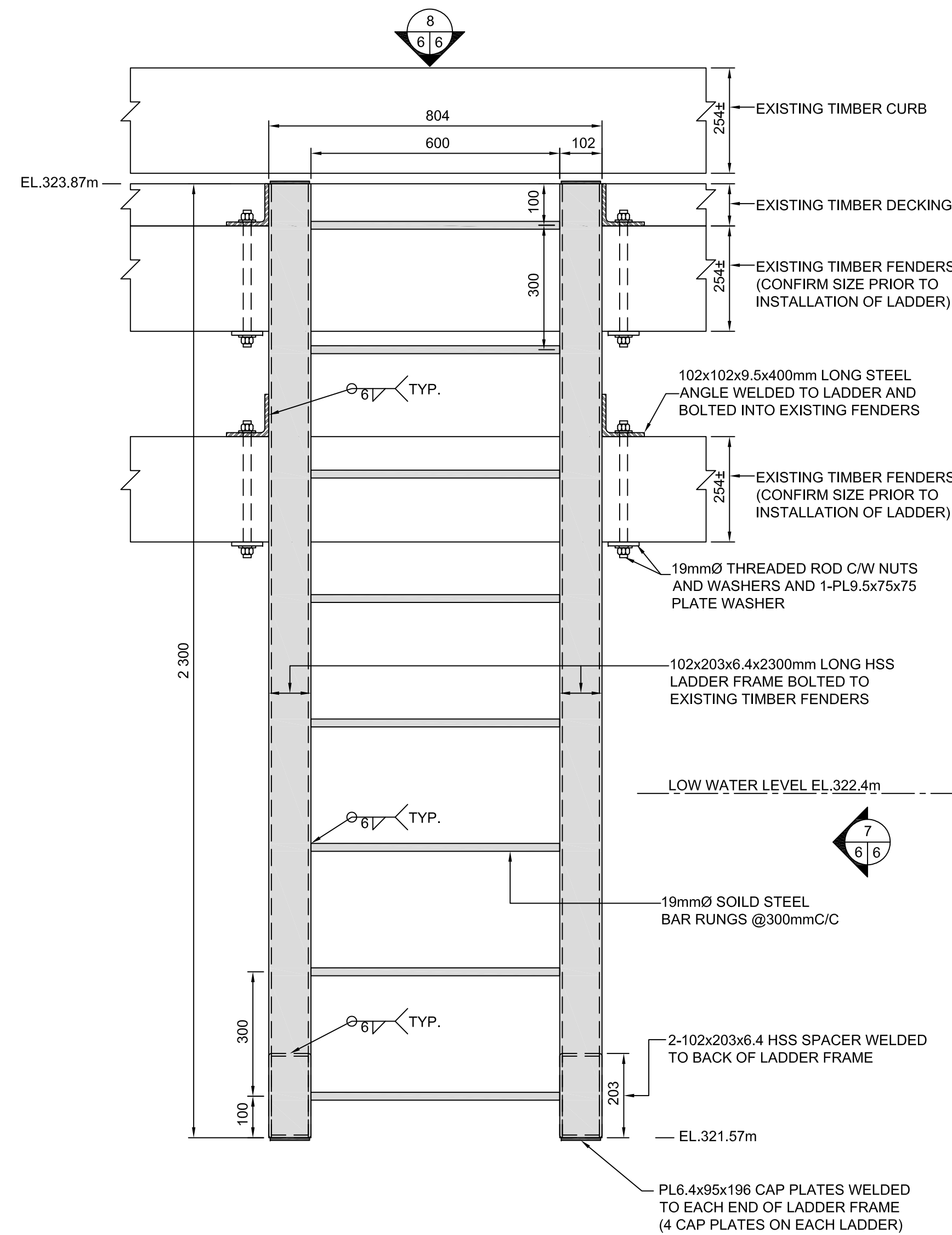
0 10 20 30 40 50 60 70 80 90 100 110 120 130 140 150 160 170 180 190 200 millimetres



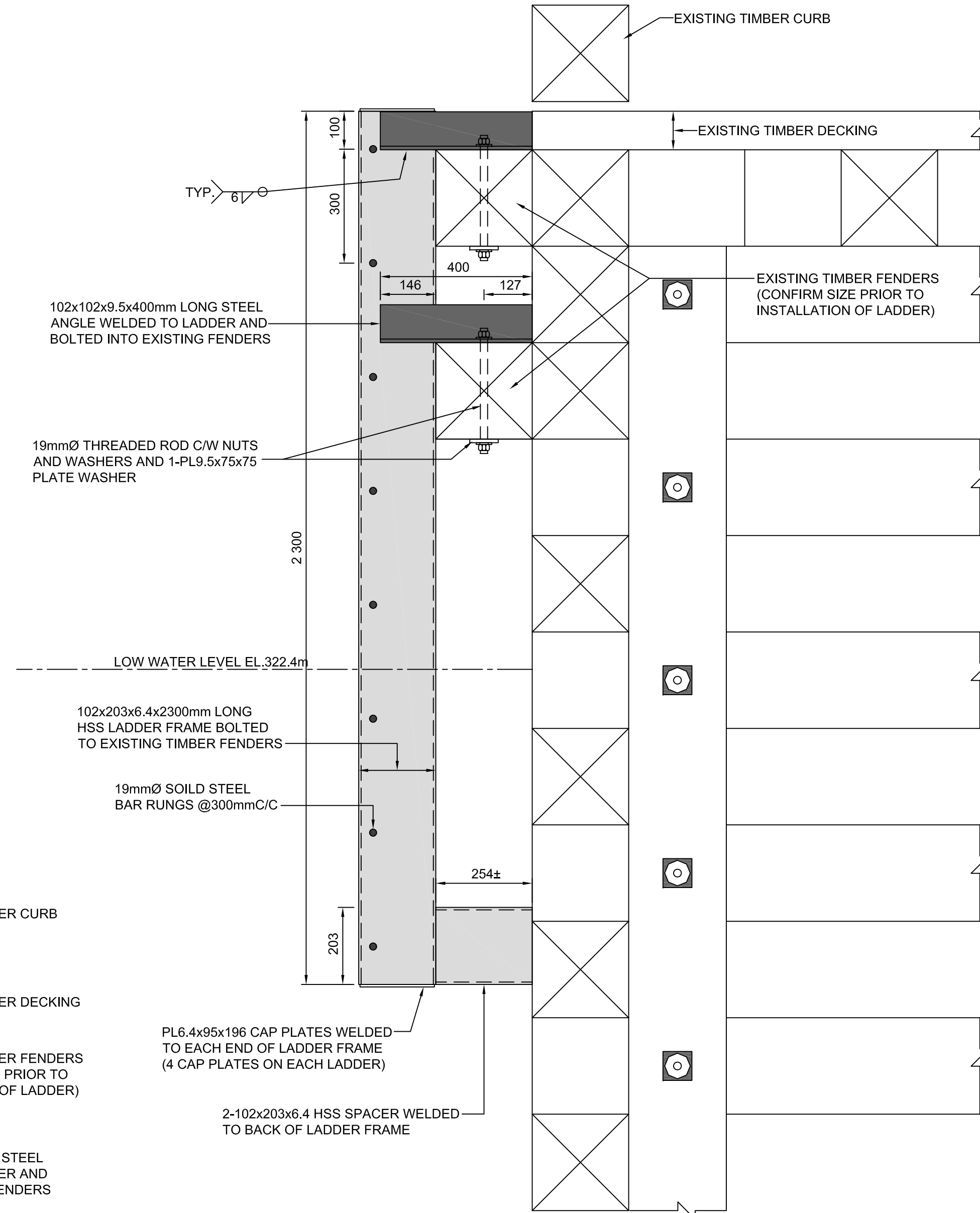
6 PLAN VIEW OF NEW LADDER (TYPE 1)  
SCALE: 1:5



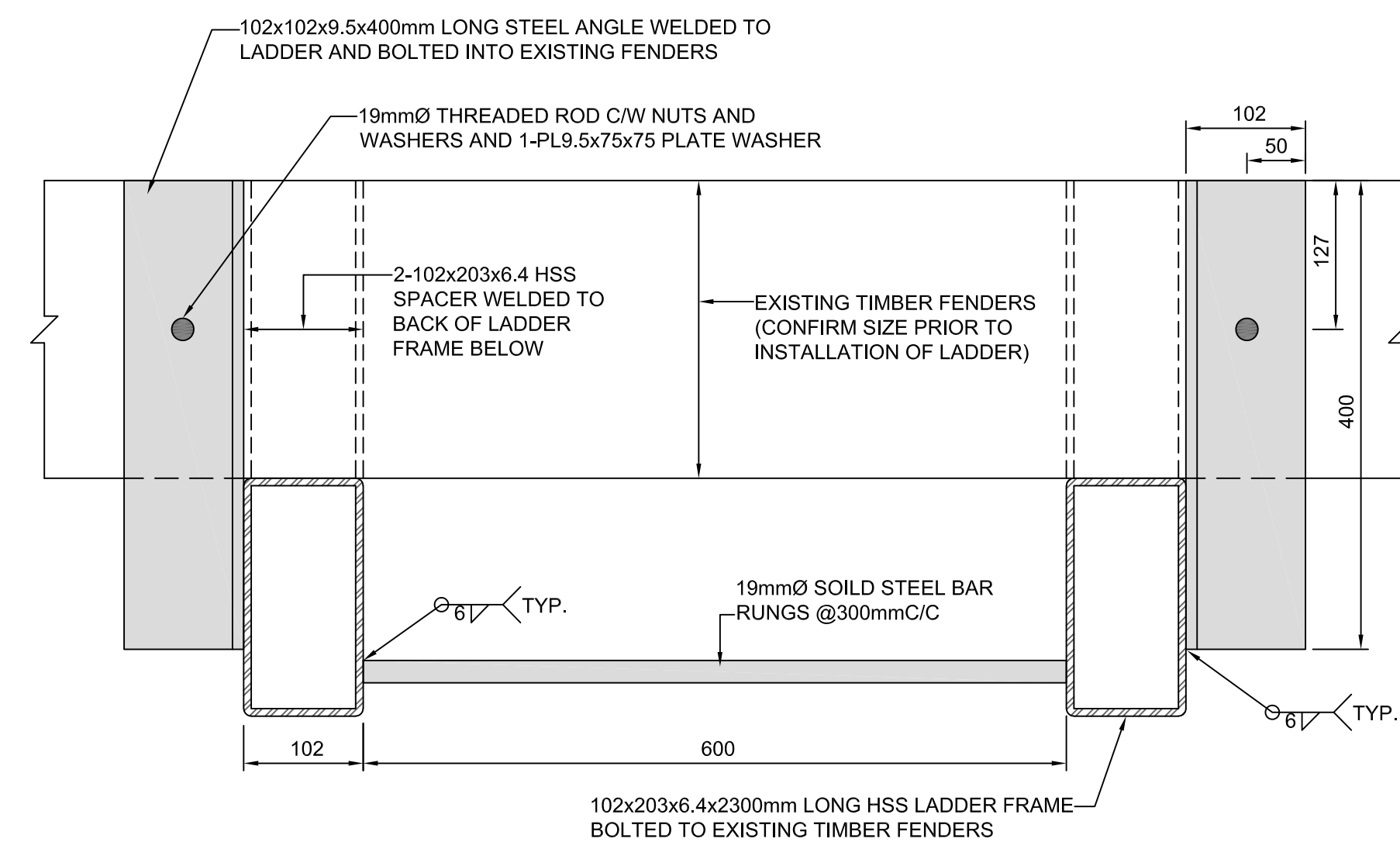
5 ELEVATION VIEW OF NEW LADDER (TYPE 1)  
SCALE: 1:10



ELEVATION VIEW OF NEW LADDER (TYPE 2)  
SCALE: 1:10



7 SECTION OF NEW LADDER (TYPE 2)  
SCALE: 1:10



8 PLAN VIEW OF NEW LADDER (TYPE 2)  
SCALE: 1:5

Public Works and  
Government Services Canada  
Architectural and Engineering Services  
Ontario Region

Travaux publics et  
Services gouvernementaux Canada  
Services d'architecture et de génie  
Région de l'Ontario



RIGGS ENGINEERING Ltd.  
1240 COMMISSIONERS Rd. WEST  
SUITE 205  
LONDON, ONTARIO  
N6K 1C7  
(519)-657-1040  
WWW.RIGGSENGINEERING.COM



revision	date

Do not scale drawings.  
Verify all dimensions and conditions on site and immediately  
notify the department representative of all discrepancies.

	A	B	C
Detail No.			
No. du détail			
drawing no. - where detail required			
dessin no. - où détail exigé			
drawing no. - where detailed			
dessin no. - où détaillé			

project title	titre du projet	ONTARIO
KENORA		

CANADIAN COAST GUARD BASE  
NEW FLOATING DOCKS AND REPAIRS

drawing title	titre du dessin
TYP. LADDER DETAILS	

drawn by	dessine par	A.MARCZENKO

designed by	conc par	P. LAMPKIN

approved by	approuve par	

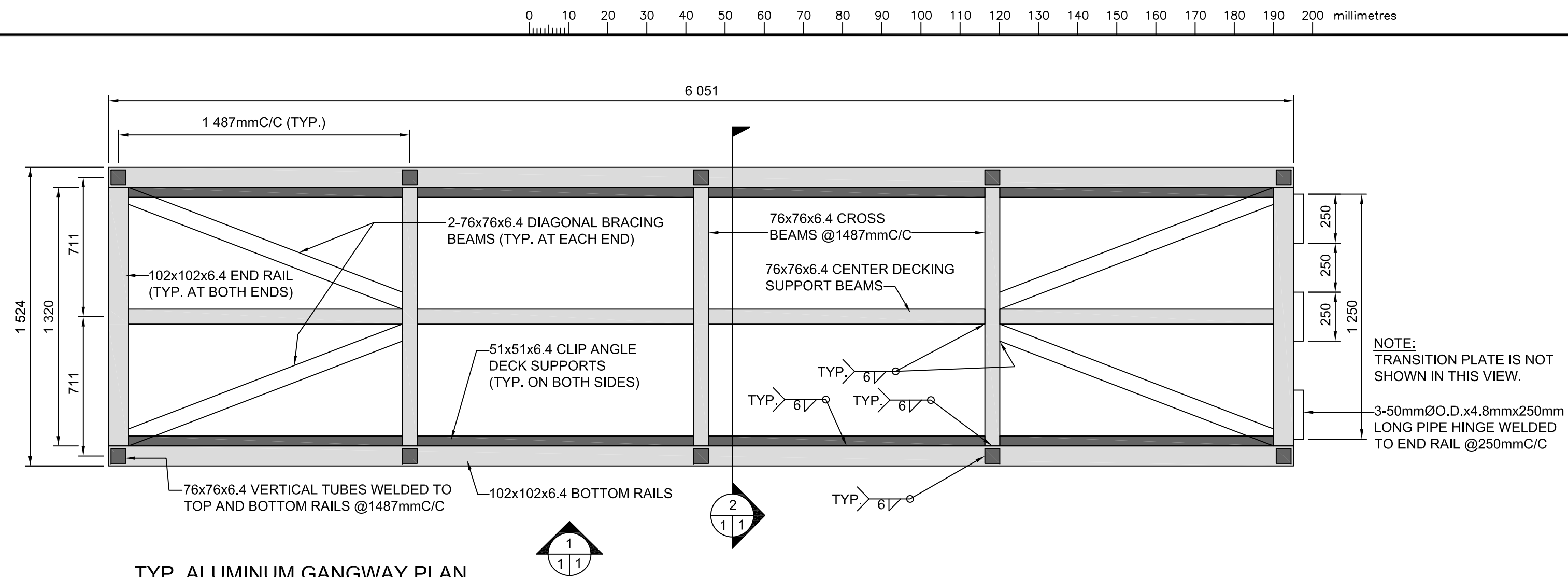
bid	offre	J. TO	project manager	administrateur	de projets

project date	date du projet	MARCH 31, 2017

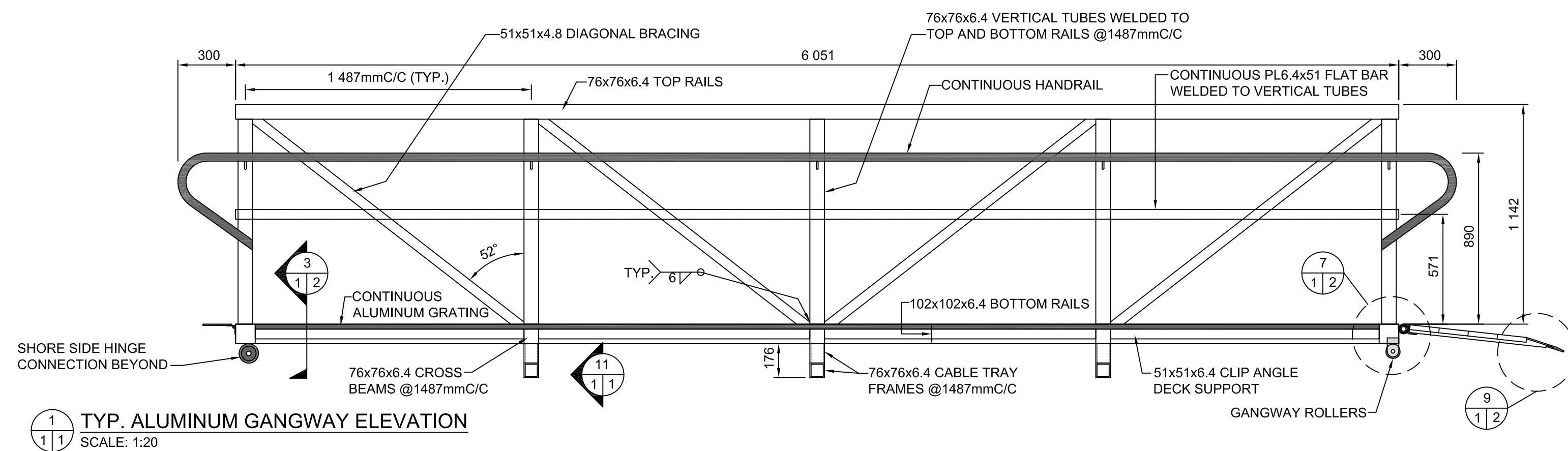
project no.	no. du projet	R.083652.001

drawing no.	dessine no.	C-06

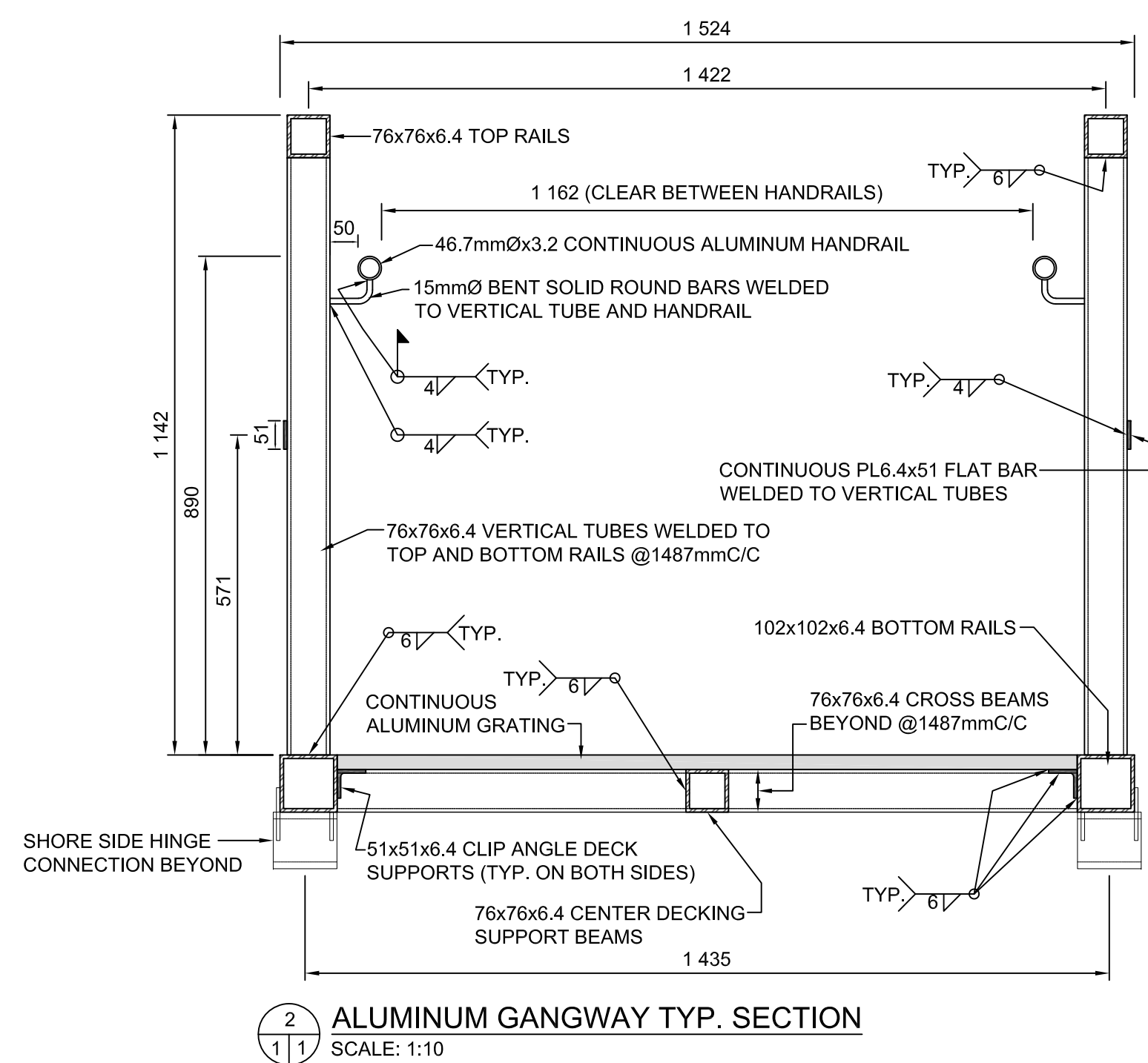




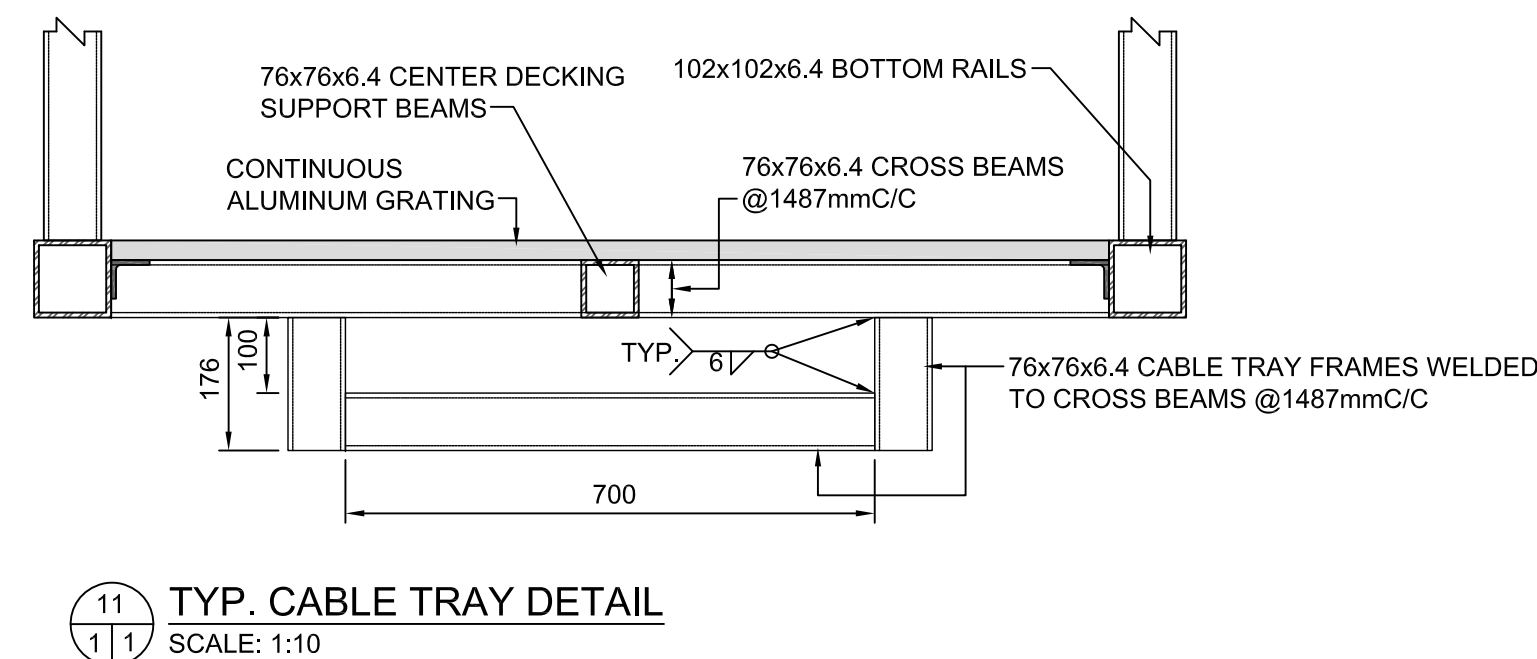
TYP. ALUMINUM GANGWAY PLAN  
SCALE: 1:20



TYP. ALUMINUM GANGWAY ELEVATION  
SCALE: 1:20



ALUMINUM GANGWAY TYP. SECTION  
SCALE: 1:10



TYP. CABLE TRAY DETAIL  
SCALE: 1:10

Public Works and  
Government Services Canada  
Architectural and Engineering Services  
Ontario Region

Travaux publics et  
Services gouvernementaux Canada  
Services d'architecture et de génie  
Région de l'Ontario



RIGGS ENGINEERING Ltd.  
1240 COMMISSIONERS Rd. WEST  
SUITE 205  
LONDON, ONTARIO  
N6K 1C7  
(519)-657-1040  
WWW.RIGGSENGINEERING.COM



revision		date

Do not scale drawings.  
Verify all dimensions and conditions on site and immediately  
notify the department representative of all discrepancies.

A	Detail No.
B	No. du détail
C	drawing no. - where detail required
	dessin no. - où détail exigé
	drawing no. - where detailed
	dessin no. - où détaillé

project title  
titre du projet  
KENORA ONTARIO

CANADIAN COAST GUARD BASE  
NEW FLOATING DOCKS AND REPAIRS

drawing title  
titre du dessin  
NEW ALUMINUM  
GANGWAY  
TYP. DETAILS

drawn by  
dessiné par  
A.MARCZENKO

designed by  
conc par  
P. LAMPKIN

approved by  
approuvé par

bid  
offre  
J. TO

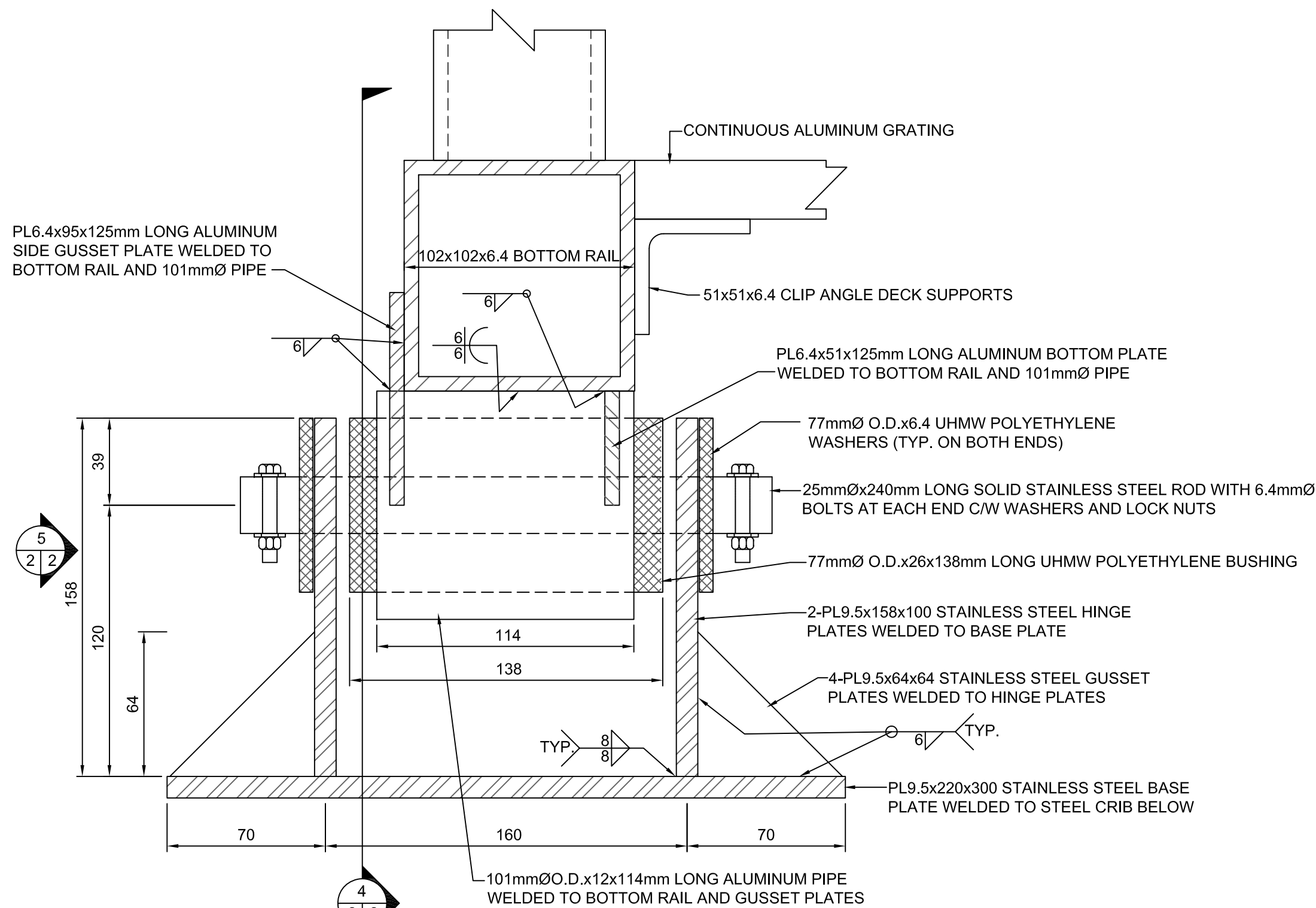
project date  
date du projet  
MARCH 31, 2017

project no.  
no. du projet  
R.083652.001

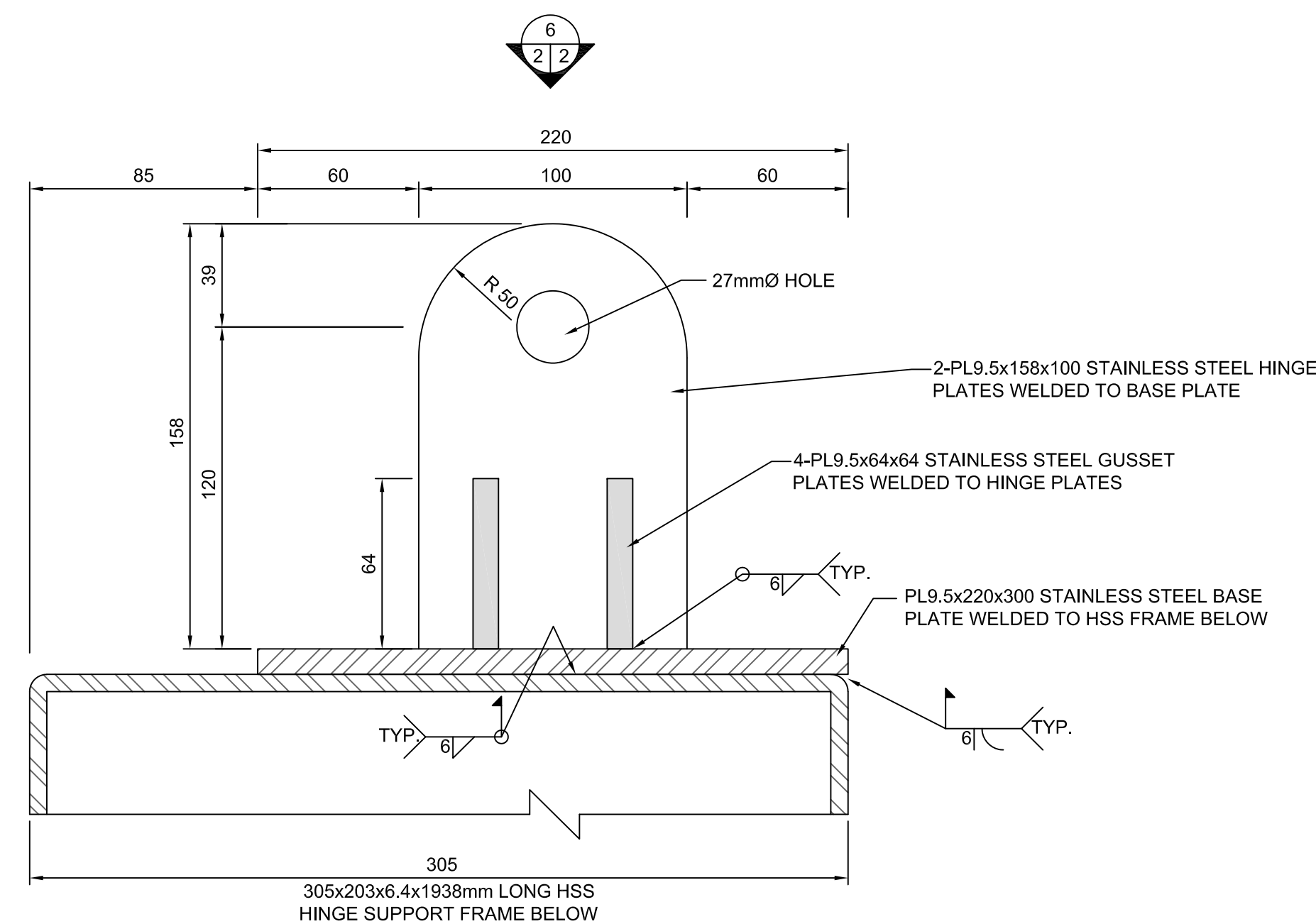
drawing no.  
dessiné no.  
R-01



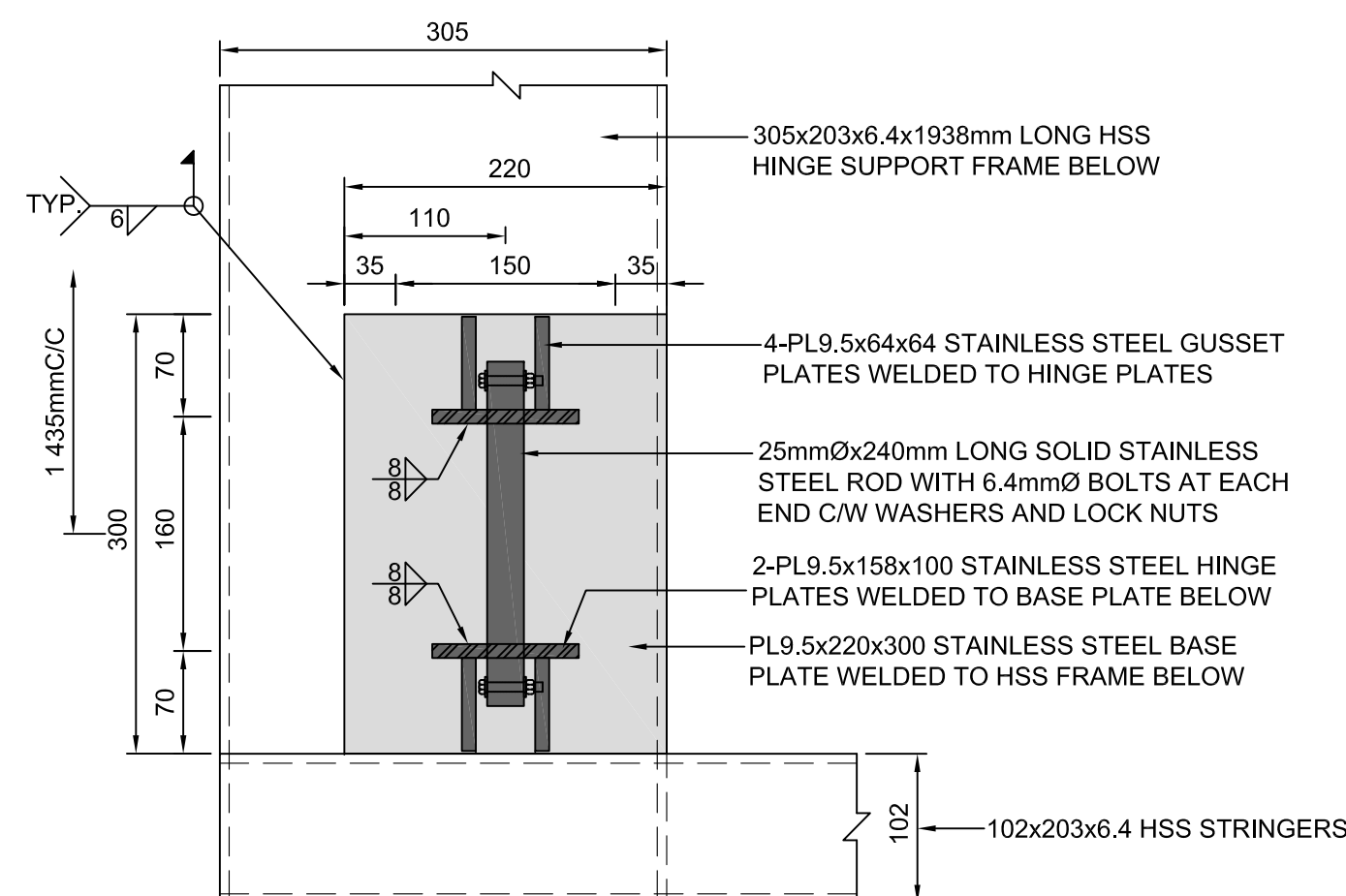
0 10 20 30 40 50 60 70 80 90 100 110 120 130 140 150 160 170 180 190 200 millimetres



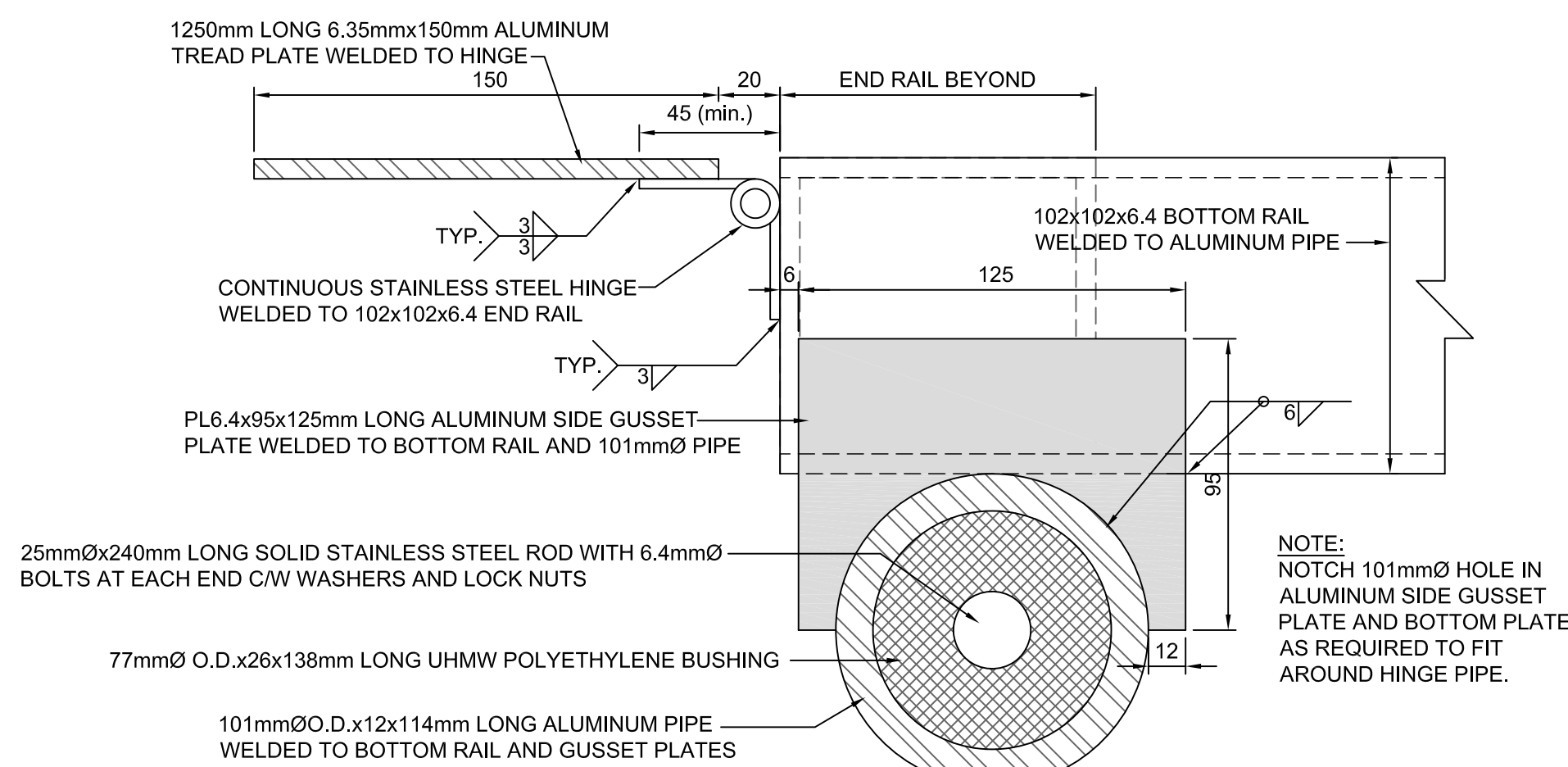
3 1 2 TYP. GANGWAY HINGE REAR ELEVATION  
SCALE: 1:2



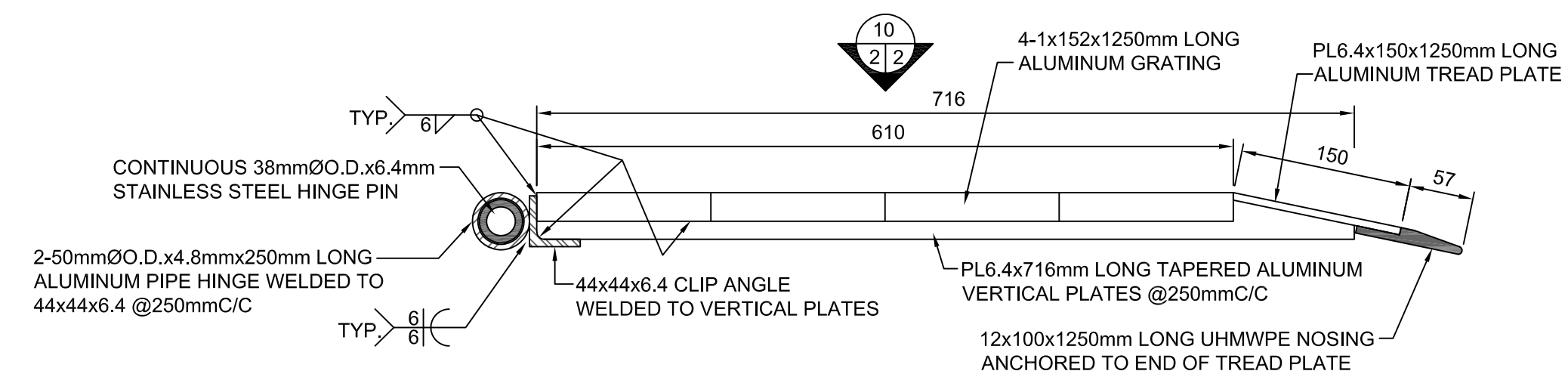
5 2 2 TYP. GANGWAY HINGE PLATES ANCHORAGE DETAIL  
SCALE: 1:2



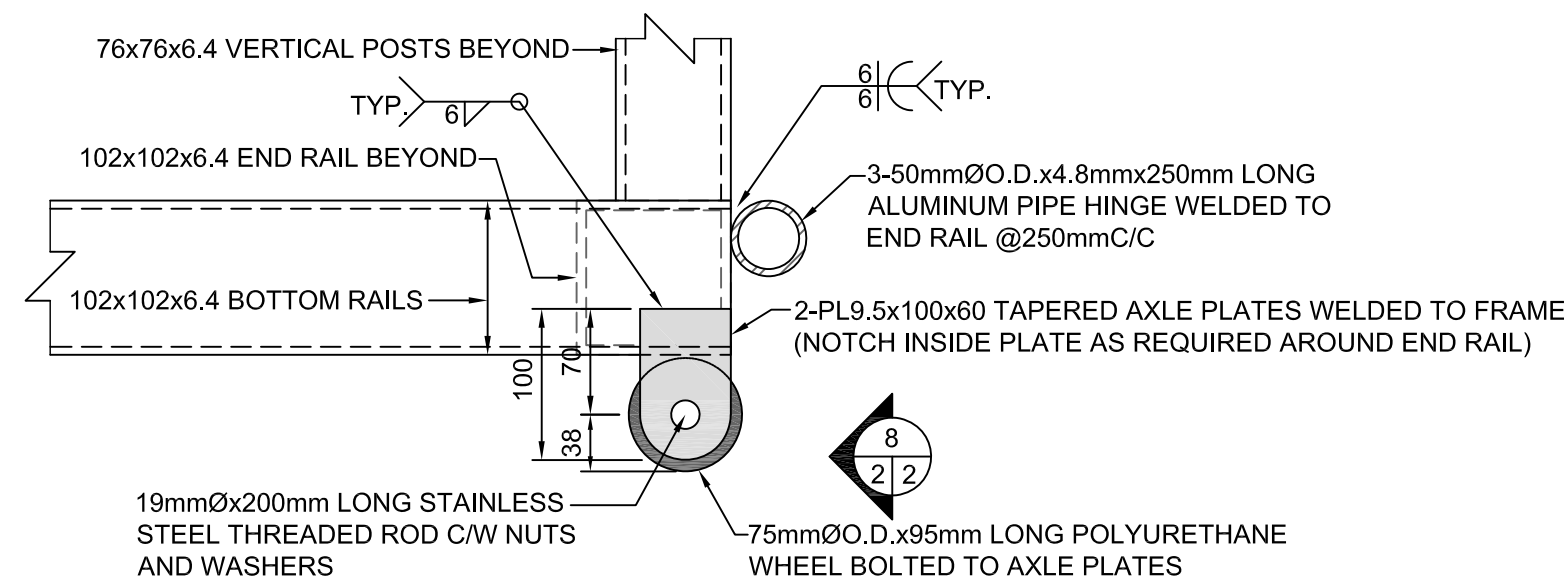
6 2 2 TYP. GANGWAY HINGE PLATE PLAN DETAIL  
SCALE: 1:5



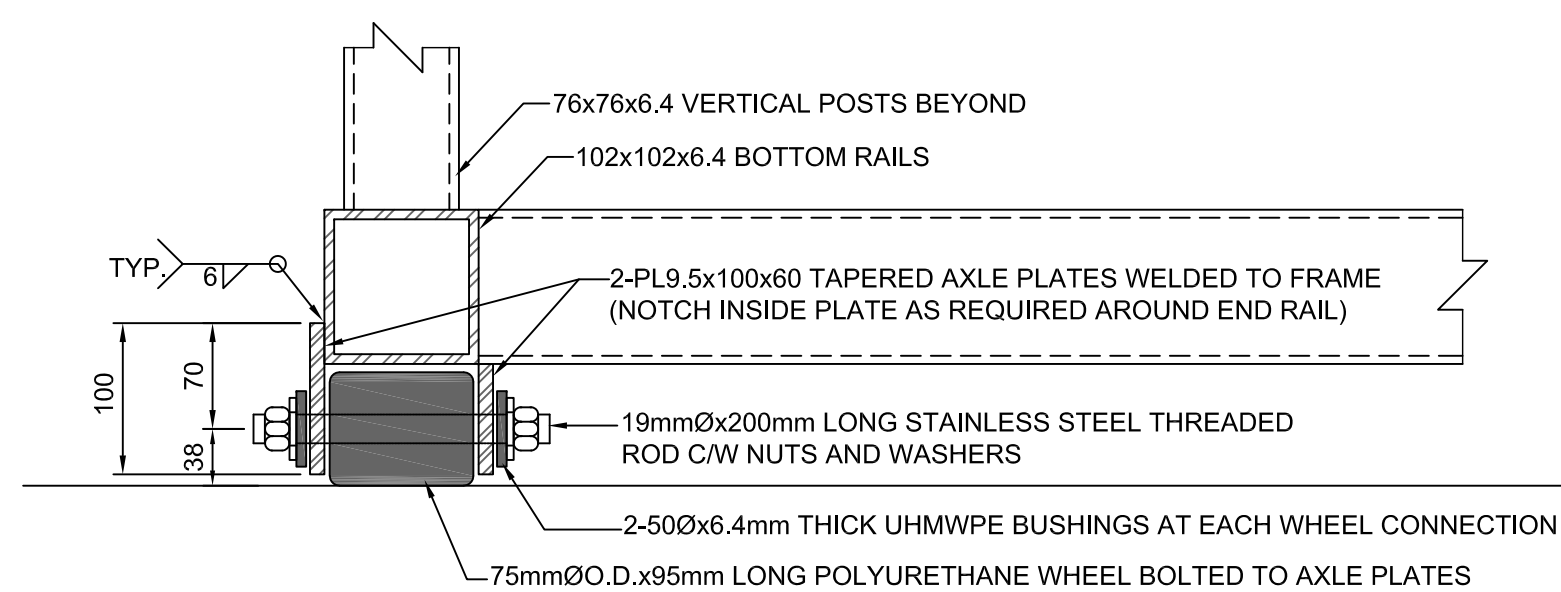
4 2 2 TYP. GANGWAY HINGE SIDE ELEVATION  
SCALE: 1:2



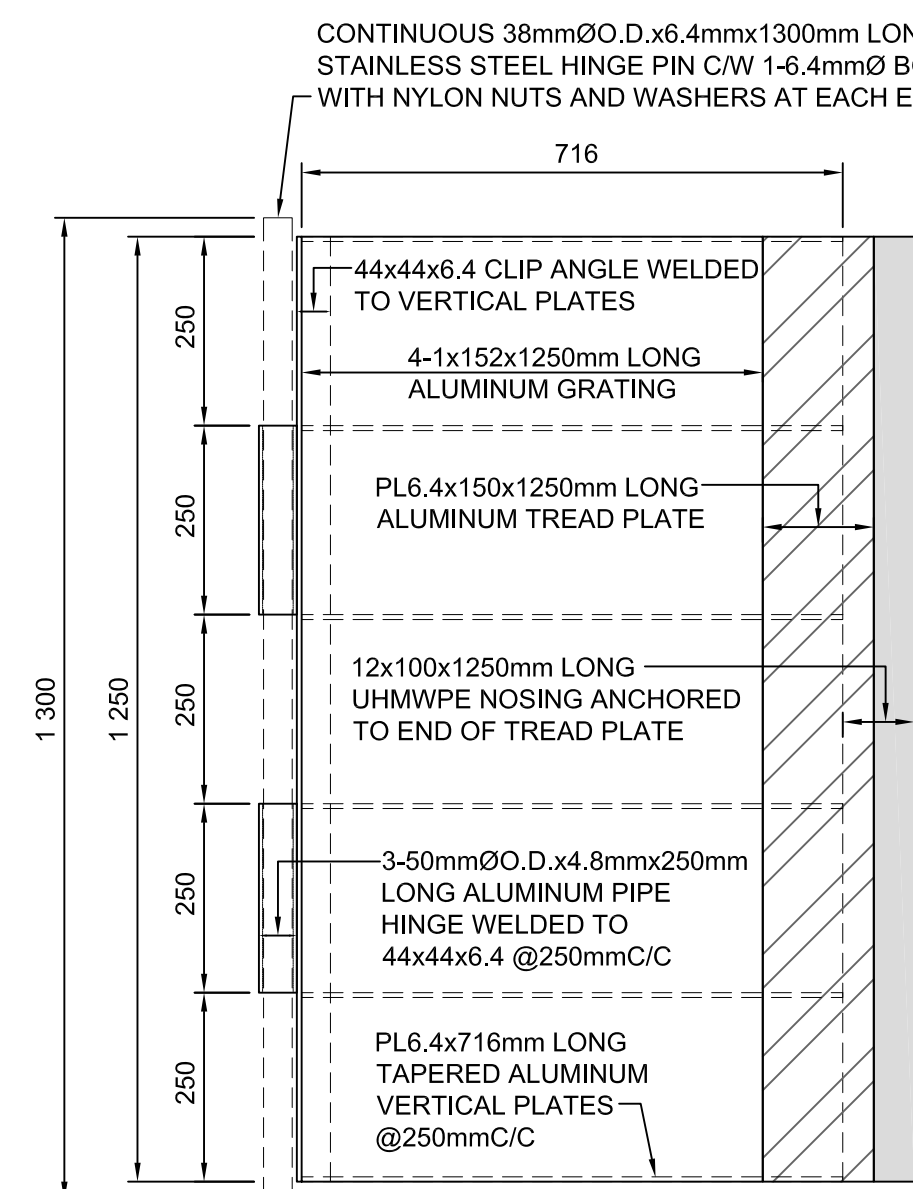
9 1 2 GANGWAY TRANSITION PLATE DETAIL  
SCALE: 1:5



7 1 2 ALUMINUM GANGWAY WHEEL CONNECTION DETAIL  
SCALE: 1:5



8 2 2 ALUMINUM GANGWAY WHEEL CONNECTION DETAIL  
SCALE: 1:5



10 2 2 TRANSITION PLATE PLAN DETAIL  
SCALE: 1:10

Public Works and  
Government Services Canada  
Architectural and Engineering Services  
Ontario Region

Travaux publics et  
Services gouvernementaux Canada  
Services d'architecture et de génie  
Région de l'Ontario



RIGGS ENGINEERING Ltd.  
1240 COMMISSIONERS Rd. WEST  
SUITE 205  
LONDON, ONTARIO  
N6K 1C7  
(519)-657-1040  
WWW.RIGGSENGINEERING.COM



revision		date

Do not scale drawings.  
Verify all dimensions and conditions on site and immediately  
notify the department representative of all discrepancies.

A	Detail No.
B	drawing no. - where detail required
C	drawing no. - where detailed

project title  
titre du projet  
KENORA ONTARIO

CANADIAN COAST GUARD BASE  
NEW FLOATING DOCKS AND REPAIRS

drawing title  
titre du dessin  
NEW ALUMINUM  
GANGWAY  
TYP. DETAILS

drawn by  
dessiné par  
A.MARCZENKO

designed by  
conc. par  
P. LAMPKIN

approved by  
approuvé par

bid  
offre  
J. TO project manager  
administrateur  
de projets

project date  
date du projet  
MARCH 31, 2017

project no.  
no. du projet  
R.083652.001

drawing no.  
dessiné no.  
R-02