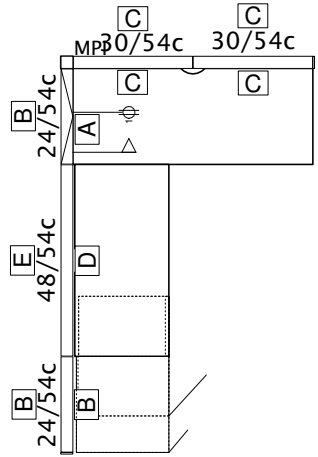


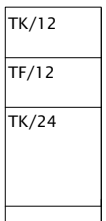
A




Scale: 1/4" = 1'

COMPONENT PLAN


PANEL PLAN



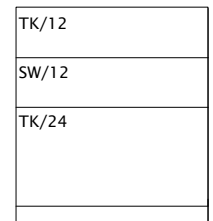
A
Qty: 1
H:54 W:24




B
Qty: 3
H:54 W:24



C
Qty: 4
H:54 W:30



D
Qty: 1
H:54 W:48




E
Qty: 1
H:54 W:48

TK - TACKABLE FABRIC
TF - TECHNOLOGY FABRIC
SW - SLATWALL

PANEL SIDE TYPES


FINISHES (COMPARABLE TO)



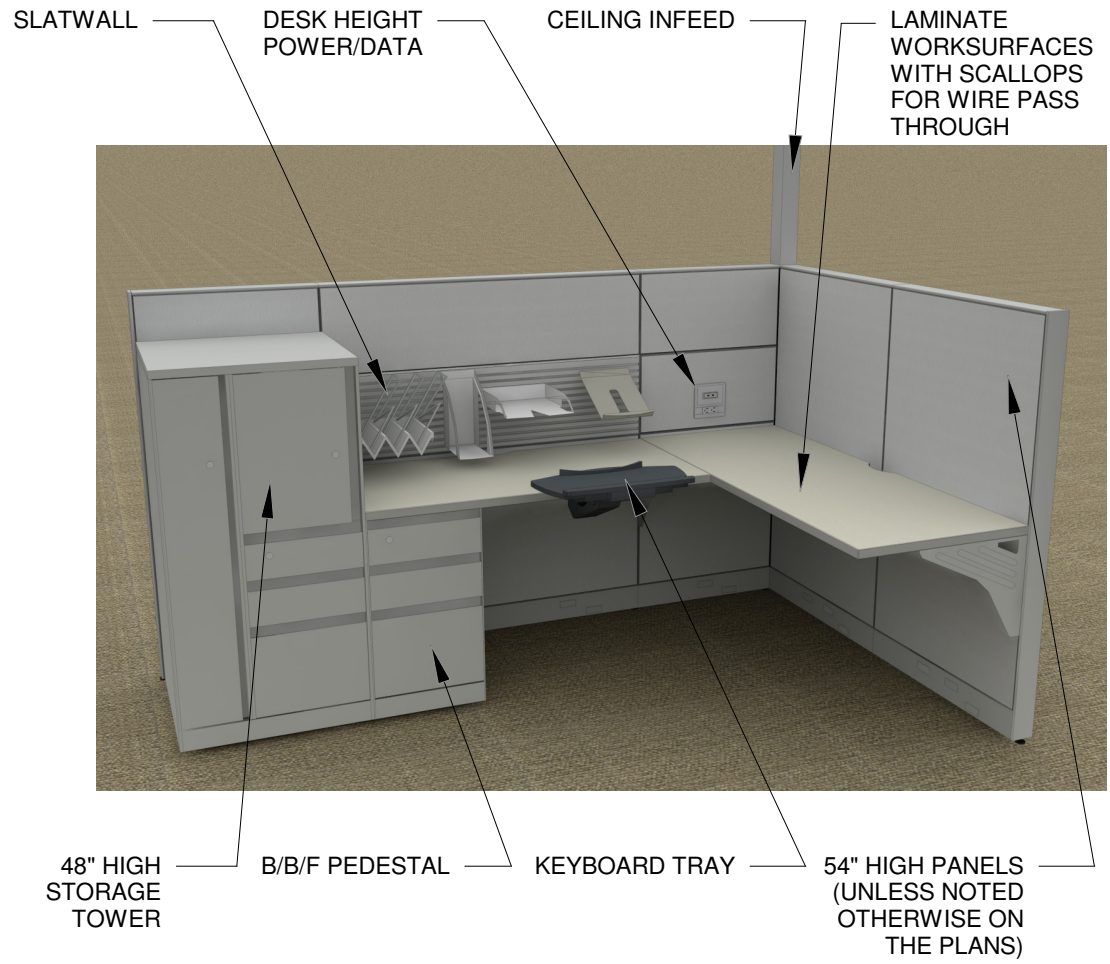
METAL
(PANEL TRIM,
STORAGE, SUPPORTS
AND SLATWALL)



FABRIC
(PANEL SKINS)



LAMINATE
(WORKSURFACES)



NOTE: ACCESSORIES PRICED SEPARATELY

RFP	date: 02-May-17	scale: 1/4" = 1'-0"
APPENDIX C - TYPICAL A		drawing number: TYP. A