



RETURN BIDS TO:

RETOURNER LES SOUMISSIONS À:

Bid Receiving Public Works and Government
Services Canada/Réception des soumissions/Travaux
publics et Services gouvernementaux Canada
The Cambridge Building
3 Queen Street/3, rue Queen
Charlottetown
Prince Edward Island
C1A 4A2

SOLICITATION AMENDMENT MODIFICATION DE L'INVITATION

The referenced document is hereby revised; unless otherwise
indicated, all other terms and conditions of the Solicitation
remain the same.

Ce document est par la présente révisé; sauf indication contraire,
les modalités de l'invitation demeurent les mêmes.

Comments - Commentaires

Veuillez adresser toute demande de renseignements
par écrit à l'attention de l'autorité contractante,
Crystal Bysterveldt, soit par télécopieur ou par
courriel à: crystal.bysterveldt@tpsgc.gc.ca.

Vendor/Firm Name and Address

Raison sociale et adresse du
fournisseur/de l'entrepreneur

Issuing Office - Bureau de distribution

Public Works and Government Services Canada
The Cambridge Building
3 Queen Street/3 rue, Queen
PO Box 1268/CP 1268
Charlottetown
Prince Ed
C1A 4A2

Title - Sujet Centre des visiteurs Green Gables –	
Solicitation No. - N° de l'invitation ED001-181274/A	Amendment No. - N° modif. 002
Client Reference No. - N° de référence du client R.081199.001	Date 2017-10-04
GETS Reference No. - N° de référence de SEAG PW-SPWC-024-4190	
File No. - N° de dossier PWC-7-40074 (024)	CCC No./N° CCC - FMS No./N° VME
Solicitation Closes - L'invitation prend fin at - à 02:00 PM on - le 2017-10-18	Time Zone Fuseau horaire Atlantic Daylight Saving Time ADT
F.O.B. - F.A.B. Plant-Usine: <input type="checkbox"/> Destination: <input checked="" type="checkbox"/> Other-Autre: <input type="checkbox"/>	
Address Enquiries to: - Adresser toutes questions à: Bysterveldt (PWC), Crystal	Buyer Id - Id de l'acheteur pwc024
Telephone No. - N° de téléphone (902) 940-7122 ()	FAX No. - N° de FAX (902) 566-7514
Destination - of Goods, Services, and Construction: Destination - des biens, services et construction:	

Instructions: See Herein

Instructions: Voir aux présentes

Delivery Required - Livraison exigée	Delivery Offered - Livraison proposée
Vendor/Firm Name and Address Raison sociale et adresse du fournisseur/de l'entrepreneur	
Telephone No. - N° de téléphone Facsimile No. - N° de télécopieur	
Name and title of person authorized to sign on behalf of Vendor/Firm (type or print) Nom et titre de la personne autorisée à signer au nom du fournisseur/ de l'entrepreneur (taper ou écrire en caractères d'imprimerie)	
Signature	Date

LE PRÉSENT ADDENDA VISE À PRÉSENTER LES RÉPONSES SUIVANTES AUX QUESTIONS POSÉES PAR LES SOUMISSIONNAIRES.

LES CHANGEMENTS SUIVANTS AUX DOCUMENTS D'APPEL D'OFFRES ENTRENT EN VIGUEUR IMMÉDIATEMENT. CET ADDENDA FERA PARTIE DES DOCUMENTS CONTRACTUELS.

DRAWINGS

1. **Question:** Are there any footings or piers required under the columns at grids P-6 or P-4

Answer: See Drawing S02 – Foundation Plan: Provide Pilaster P4 and Footing F1 at Grids P/6 and P/4.

2. **Question:** At the entrance between grids G-9 and H-9, there are two F8 footings. The footing schedule calls for these footings to be 1000 mm long x 100 mm wide, but they scale to 1200 mm wide x 1200 mm long. What is the correct size for these footings?

Answer: See Drawing S02 – Foundation Plan:

- Revise F8 in the footing schedule to read 1000x1000x250.
- Pilaster and Footings are not graphically shown at canopy columns between Grids 9 & 10 and G & H, but they are called off. Provide footings (F8) and pilasters (P12) as noted.

3. **Question:** The interior piers along grids H and I do not show footings under these piers.

Answer: See Drawing S02 – Foundation Plan: Pilaster and Footings are not graphically shown at Grid H/4, H/6, H/7, I/4 and I/6, but they are called off. Provide footings (F1) and pilasters (P4) as noted.

4. **Question:** At grids E-10 and G-10 there are two F5 footings. The footing schedule calls for them to be 1800 mm wide x 1800 mm long, but they scale to be 1500 mm long x 700 mm wide. What is the correct size for these footings?

Answer: See Drawing S02 – Foundation Plan: Drawings are not to be scaled.

5. **Question:** No footings are shown under the exterior piers between D&E and 9 & 10.

Answer: See Drawing S02 – Foundation Plan: Drawings are not to be scaled.

6. **Question:** The F4 footings at grid E-9 and G-9 are drawn 1000 mm wide x 1000 mm long, but the footing schedule calls for these footings to be 1600 mm long x 1200 mm wide. What is the correct size for these footings?

Answer: See Drawing S02 – Foundation Plan: Drawings are not to be scaled.

7. **Question:** The F4 footings at grid E-3 and G-3 are drawn 900 mm wide x 1100 mm long, but the footing schedule calls for these footings to be 1600 mm long x 1200 mm wide. What is the correct size for these footings?

Answer: See Drawing S02 – Foundation Plan: Drawings are not to be scaled.

8. **Question:** The F2 footings at grids C-3 and C-4 are drawn 900 mm wide x 900 mm long, but the footing schedule calls for these footings to be 1400 mm long x 1100 mm wide. What is the correct size for these footings?

Answer: See Drawing S02 – Foundation Plan: Drawings are not to be scaled.

9. **Question:** There is a F1 footing shown at grid D-5, Should this footing be a F1 or should it be an F3 footing?

Answer: See Drawing S02 – Revise footing at Grid D/5 from F1 to F3.

ADDITIONAL NOTES TO DRAWINGS:

S03 ROOF FRAMING PLAN

- .1 Add a note to the beam and column schedules as follows:
Note: Member sizes noted are maximum and preferred sizes to be provided.

S04 PILASTER DETAILS

- .1 P8 – add 10M ties at 300 c/w double set at top.
.2 P9 – revise 330 dimension to 237.
.3 P2 – detail in bottom right hand corner, to be revised to read P13.

SPECIFICATIONS

10. **Question:** I formally request that PWGSC advise the consultant structural engineer to redo his structural plans with the industry standard csa glulam grades and sizes. There is a national standard for glued-laminated timber called csa 0122, can/csa-o122-16 - structural glued-laminated timber.

Answer: See below

SECTION 06 18 00 – GLUE-LAMINATED CONSTRUCTION

Page 6, Item 2.01.1.1 revise to read:

- .1 Spruce-Pine-Fir or Douglas Fir-Larch to CAN/CSA-O122 and NLGA Standard Grading Rules for Canadian Lumber.

Page 6, Item 2.02.1.1 revise to read:

- .2 Minimum Stress grade: to CSA 086, 20f-E or 24f-E for beams, 20f-EX or 24f-EX for columns and truss web members for Spruce-Pine-Fir or Douglas Fir-Larch, respectively.

SECTION 08 71 00 – DOOR HARDWARE**Page 6, Item 2.03.1.1**

Delete: Keying: Provide master keyed Dorma Series as directed by architect.

Replace with: All keying to be BEST SFIC with construction cores/keys supplied by the owner and all permanent cores/keys supplied by the contractor in a BEST L-keyway, keyed into the owners exiting keying systems.

Page 6, Item 2.03.1.2

Delete: Construction keyed.

SITE VISIT QUESTIONS

11. **Question:** What is the operational schedule for the Green Gables site?

Answer: The site is officially opened during the dates and times below:

- April 15 - 30: Open by special appointment only
- May 1 - October 31: Open daily, 9 AM - 5 PM
- November 1 - 30: Open by special appointment only
- December 1 2017 - April 14 2018: Closed for the season

Note: The site is unofficially opened to the public throughout the rest of the year as the Green Gables site and walking trails are not secured.

12. **Question:** There is an existing construction fence around a portion of the former visitor centre location. Is this fence available to be re-used for the Phase 2 work?

Answer: The fence is currently being rented from Eastern Fence Ltd., security of the site during Phase 2 will be the successful contractor's responsibility and Parks/PSPC will not be paying for the existing fence once the contractor is in place. Arrangements can be made with the successful contractor to continue with the rental of the fence and fence stands or if they have a preferred supplier the fence will be picked up by Eastern Fence.

13. **Question:** Who is responsible for snow removal?

Answer: Parks Canada has yearly snow removal contracts and is only responsible for access into the site from Route 6; will clear a parking area for the general public and any Parks employees; the access/service road to the west of the new visitor centre location and the courtyard between the barns and Green Gables House.

The contractor will be responsible for any snow removal over and above those areas and any areas of construction or additional access required.

Access to the service road must be available throughout the entire duration of the contract. This road must be free and clear at all times as this road is not only for service, Parks employees and off-hours visits but for emergency vehicles and personnel.

14. **Question:** Has a construction laydown area been identified?

Answer: A laydown area has not been depicted or identified on any drawings. PSPC and Parks will work with the successful contractor and their requirements and schedule and provide an adequate area. This area will have to be identified and secured by the contractor once said area is confirmed.

Note: Any area identified will also have to allow for access to the service road 24/7/365.

15. **Question:** Request For Use of Equivalent Materials to those which are specified for the above noted project:

Specification Section: Section 07 27 00, Page 8, 2.04.3

Product Specified: Breathable Black Water Resistive UV Resistive

Product For Which We Request As Equivalent: Air Bloc 33, UV Resistant Vapor Permeable Air Barrier

Answer: Product Henry Air Bloc 33 does not meet the permeability rating as the sheet product specified.

16. **Question:** Does the new mechanical system (controllers) have to be integrated into other on-site systems?

Answer: Yes, any new systems are to be capable with the existing on-site system.

17. **Question:** Is the new security system (alarm) to be integrated with the existing on-site system?

Answer: Yes, any new systems are to be capable with the existing on-site system.

ED001-181274






Green Gables – Phase 2

New Visitors Centre

Cavendish, Queens County, PEI

Site Visit Monday, October 2, 2017 at 1:00pm

ATTENDEES

Company	Attendee	Signature
FLYNN CANADA LTD	Jeff Spruell	
Belmont Metal	Kevin G. Adams	
B.S.M Services	Michael Clow	
ENTIRE MECHANICAL	Steve Ostrick	
Toombs P+H LTD	BRIAN Toombs Gordon Toombs	
Fitz Snow	CHRIS McQuillan Mike McKenna	