

CFIA AUDITORIUM, BREAK AREAS & C-WING ENTRANCE RENOVATIONS

3851 FALLOWFIELD RD, NEPEAN, ONTARIO.

ARCHITECTURAL

A001 SITE PLAN
A101 DEMOLITION PLANS - AUDITORIUM
A102 NEW WORK - AUDITORIUM PLAN
A103 DEMO & NEW WORK - BREAK AREAS PLAN & IE
A104 DEMO & NEW WORK - C WING PLAN & IE
A301 INTERIOR ELEVATIONS/SECTIONS - AUDITORIUM
A302 INTERIOR ELEVATIONS/SECTIONS - AUDITORIUM
A303 WALL SECTIONS / DETAILS
A304 DETAILS
A305 DETAILS
A701 MILLWORK
A702 MILLWORK

MECHANICAL

M-001 MECHANICAL - LEGEND
MD-100 MECHANICAL - MULTIDISCIPLINARY GROUND FLOOR DEMOLITION
MD-101 MECHANICAL - MULTIDISCIPLINARY GROUND FLOOR DEMOLITION
MD-110 MECHANICAL - VENTILATION - ELEVATIONS & DETAILS - DEMOLITION
M-100 MECHANICAL - MULTIDISCIPLINARY GROUND FLOOR NEW LAYOUT
M-101 MECHANICAL - MULTIDISCIPLINARY GROUND FLOOR NEW LAYOUT
M-110 MECHANICAL - VENTILATION - ELEVATIONS & DETAILS - NEW LAYOUT
M-200 MECHANICAL - BASEMENT PIPING
M-300 MECHANICAL - BASEMENT VENTILATION

ELECTRICAL

E-001 ELECTRICAL LEGEND
ED-100 ELECTRICAL - MULTIDISCIPLINARY GROUND FLOOR - DEMOLITION
ED-101 ELECTRICAL - MULTIDISCIPLINARY GROUND FLOOR - DEMOLITION
E-100 ELECTRICAL - MULTIDISCIPLINARY GROUND FLOOR - NEW LAYOUT
E-101 ELECTRICAL - MULTIDISCIPLINARY GROUND FLOOR - NEW LAYOUT
E-102 ELECTRICAL - MULTIDISCIPLINARY BASEMENT - EXISTING LAYOUT

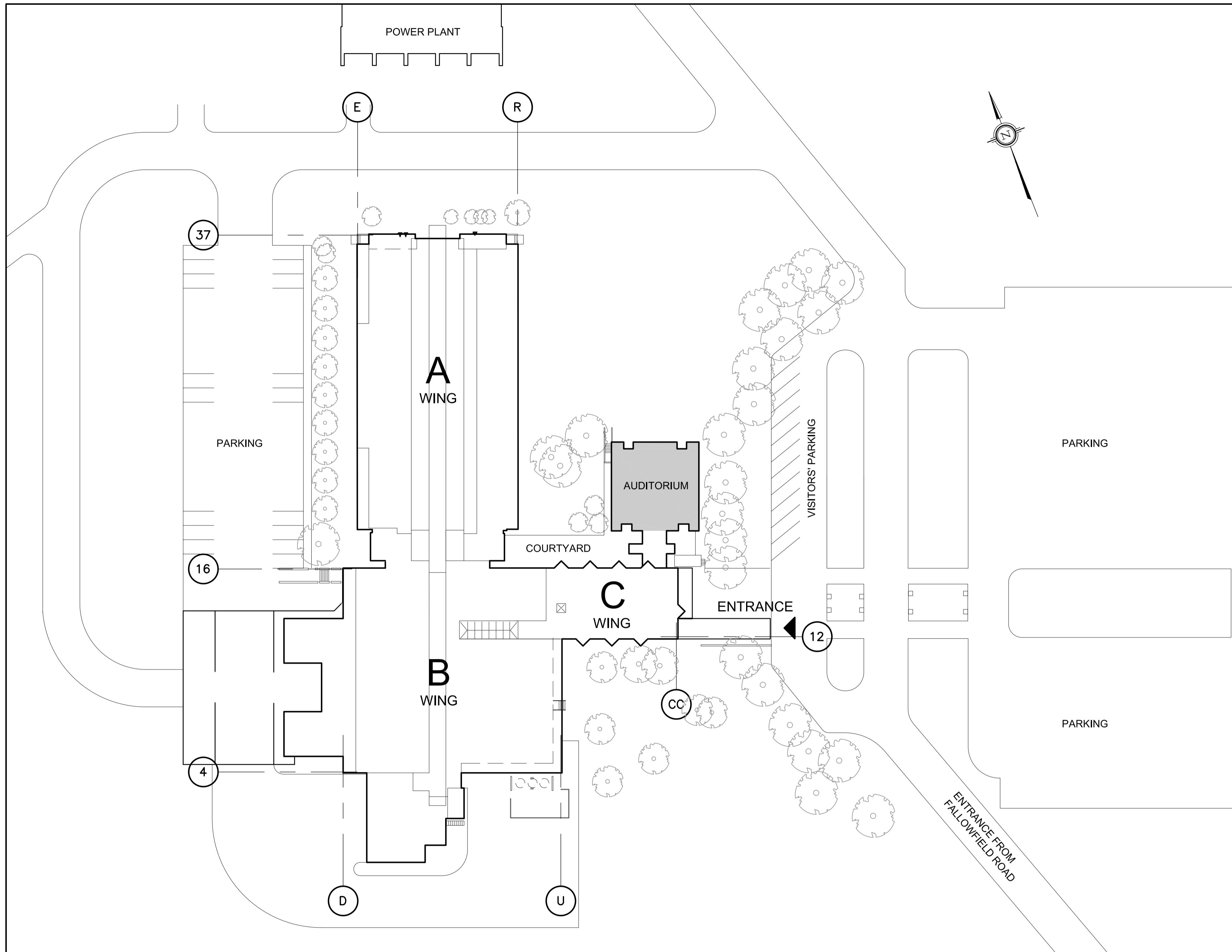
grc architects

47 Clarence Street, Suite 401,
Ottawa, Ontario K1N 9K1
t:613.241.8203, f:613.241.4180
info@grcarchitects.com www.grcarchitects.com

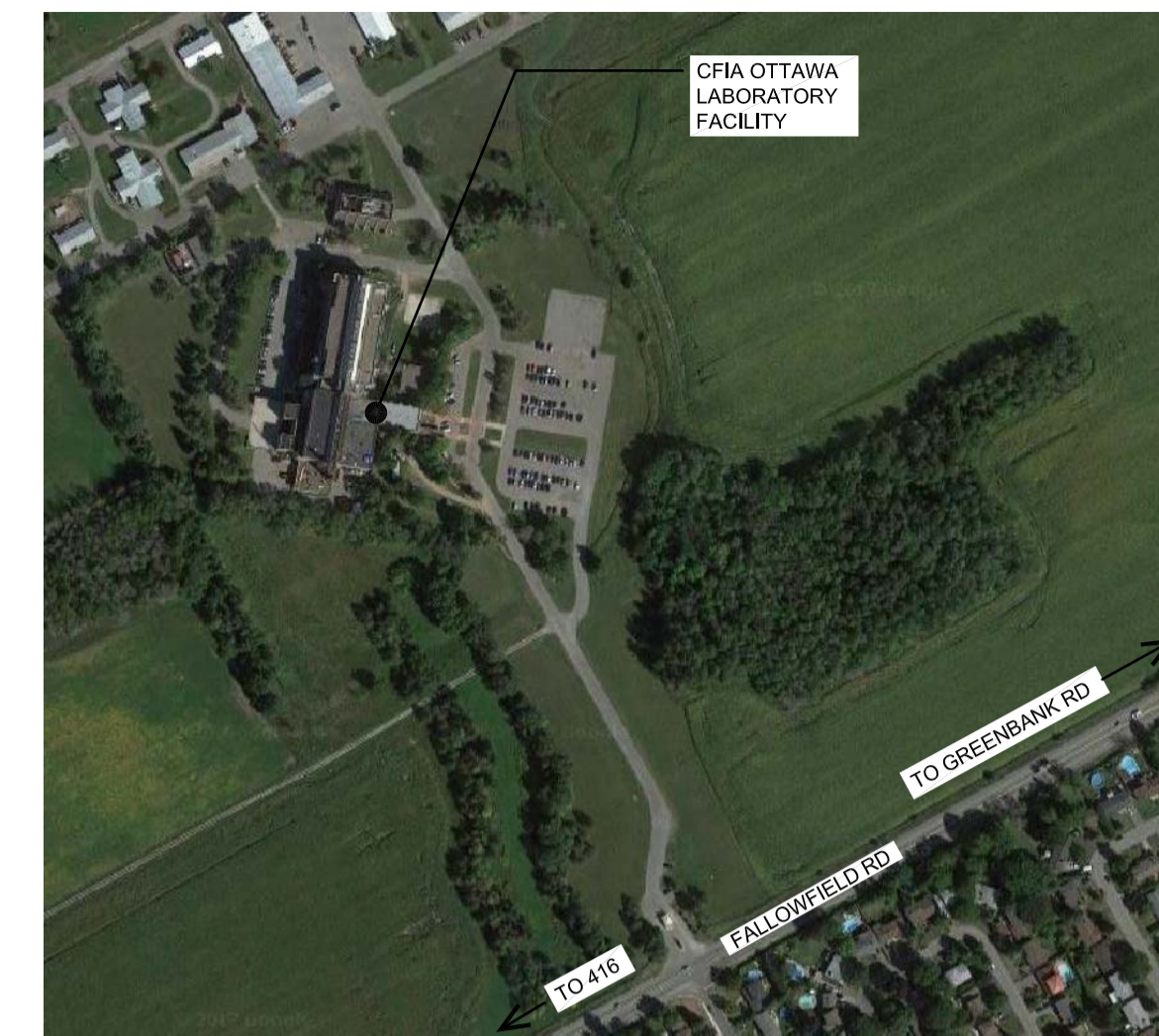
PAGEAU 
MOREL
www.pageaumorel.com
Gatineau

GRC PROJECT No. 1217

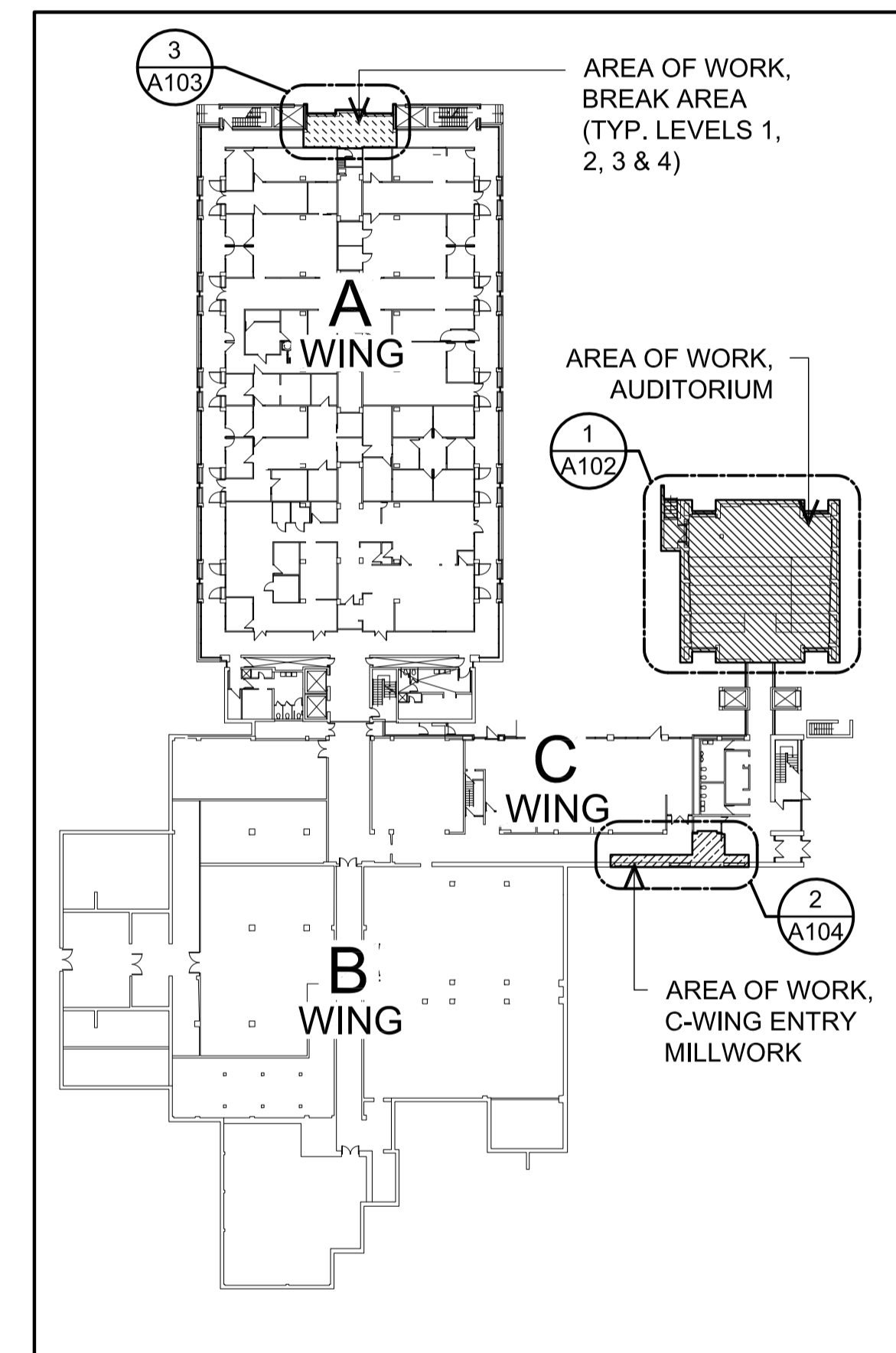
ISSUED FOR TENDER
SEPTEMBER 29, 2017



1 SITE PLAN
A001 1:500



1 LOCATION PLAN
A001 NTS



2 KEYPLAN
A001 NTS

1 2017 09 29 ISSUED FOR TENDER M.T.

grc architects

47 Clarence Street, Suite 401,
Ottawa, Ontario K1N 9K1
t:613.241.8203, f:613.241.4180
info@grcarchitects.com www.grcarchitects.com

north point

professional stamp



project title

**CFIA AUDITORIUM
BREAK AREAS &
C-WING MILLWORK**

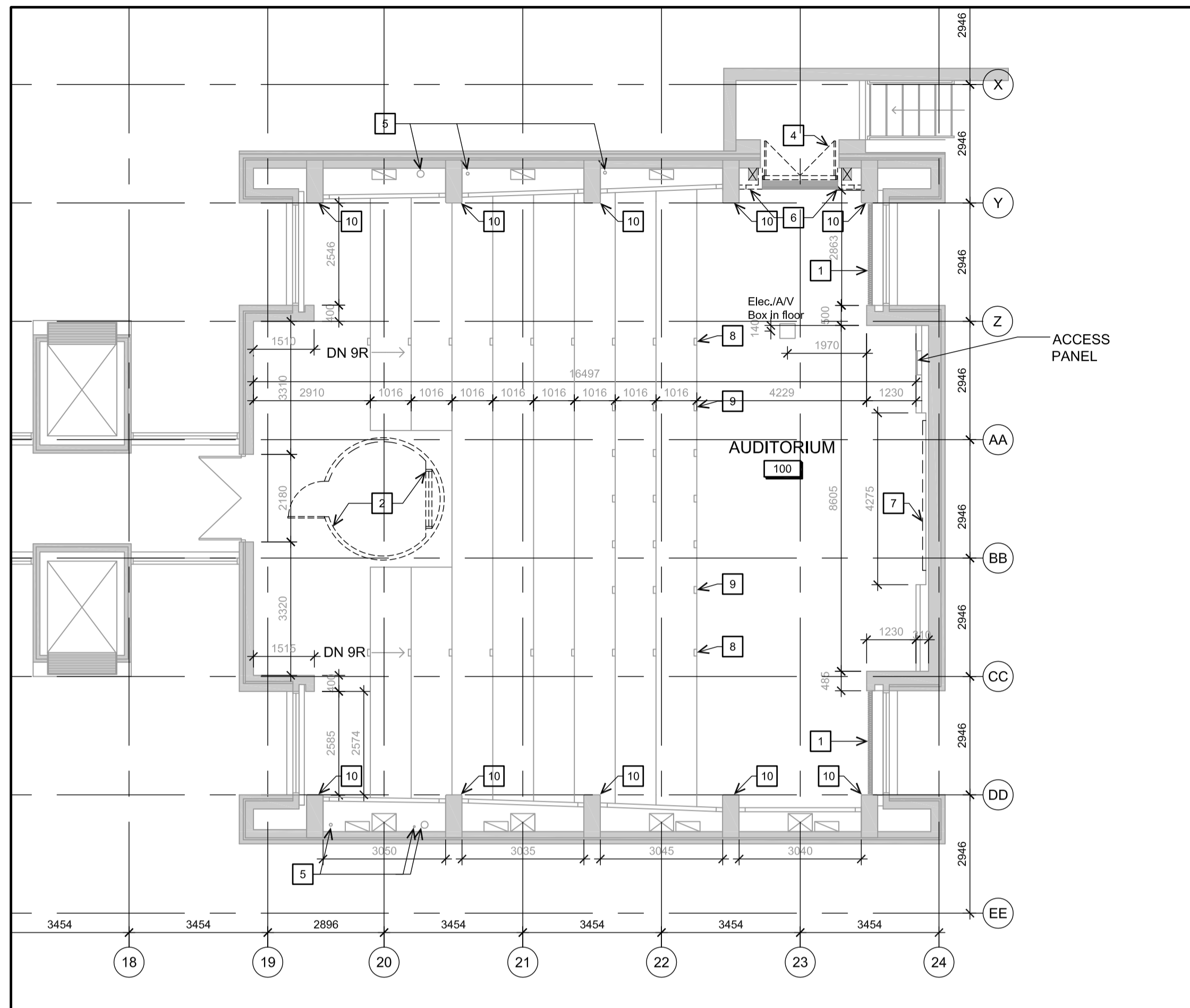
3851 Fallowfield Road, Nepean Ontario

drawing title

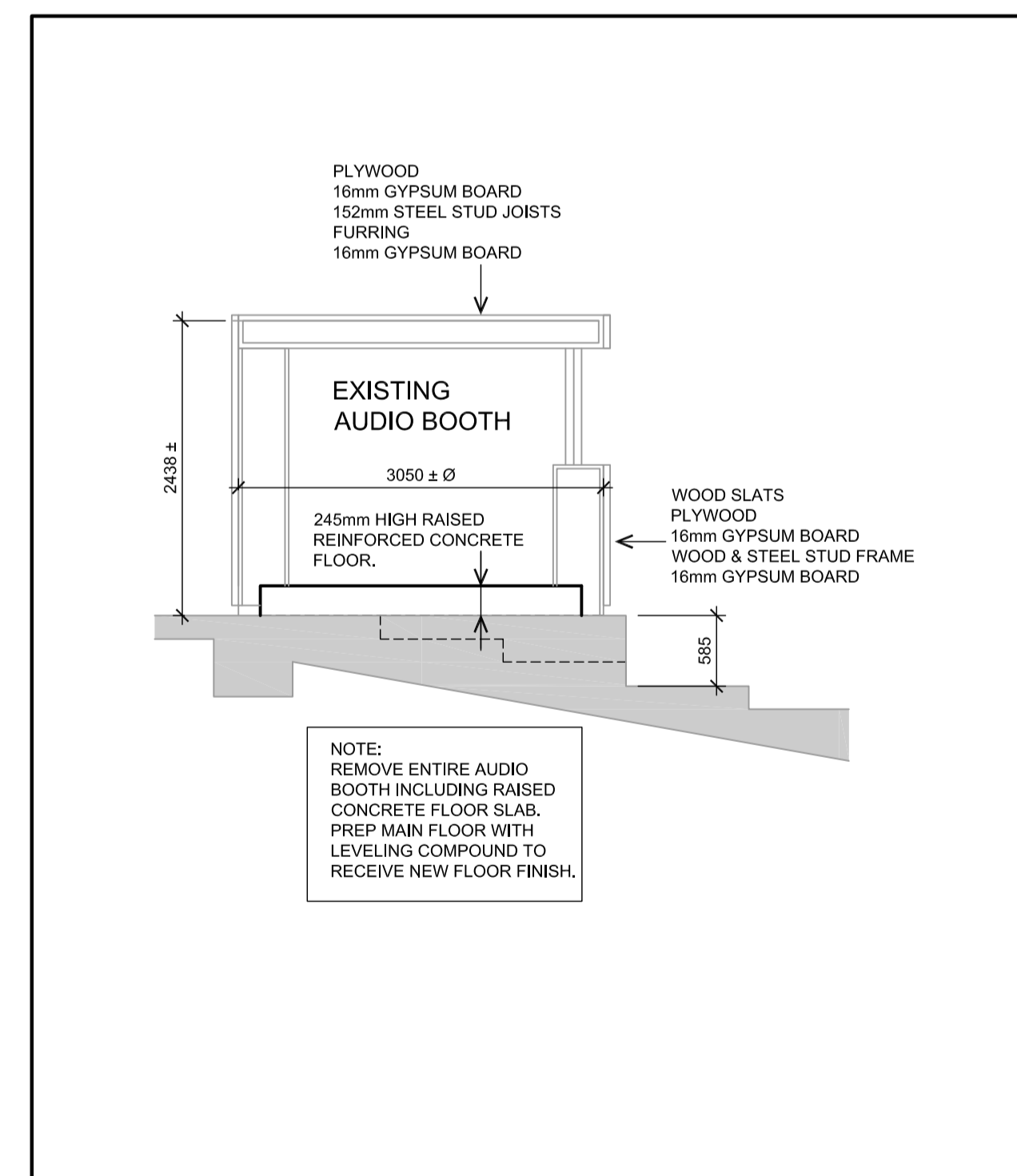
SITE PLAN

date	job no.
scales	1217
drawn CV.	drawing no.
approved	A001
plot date September 29, 2017	

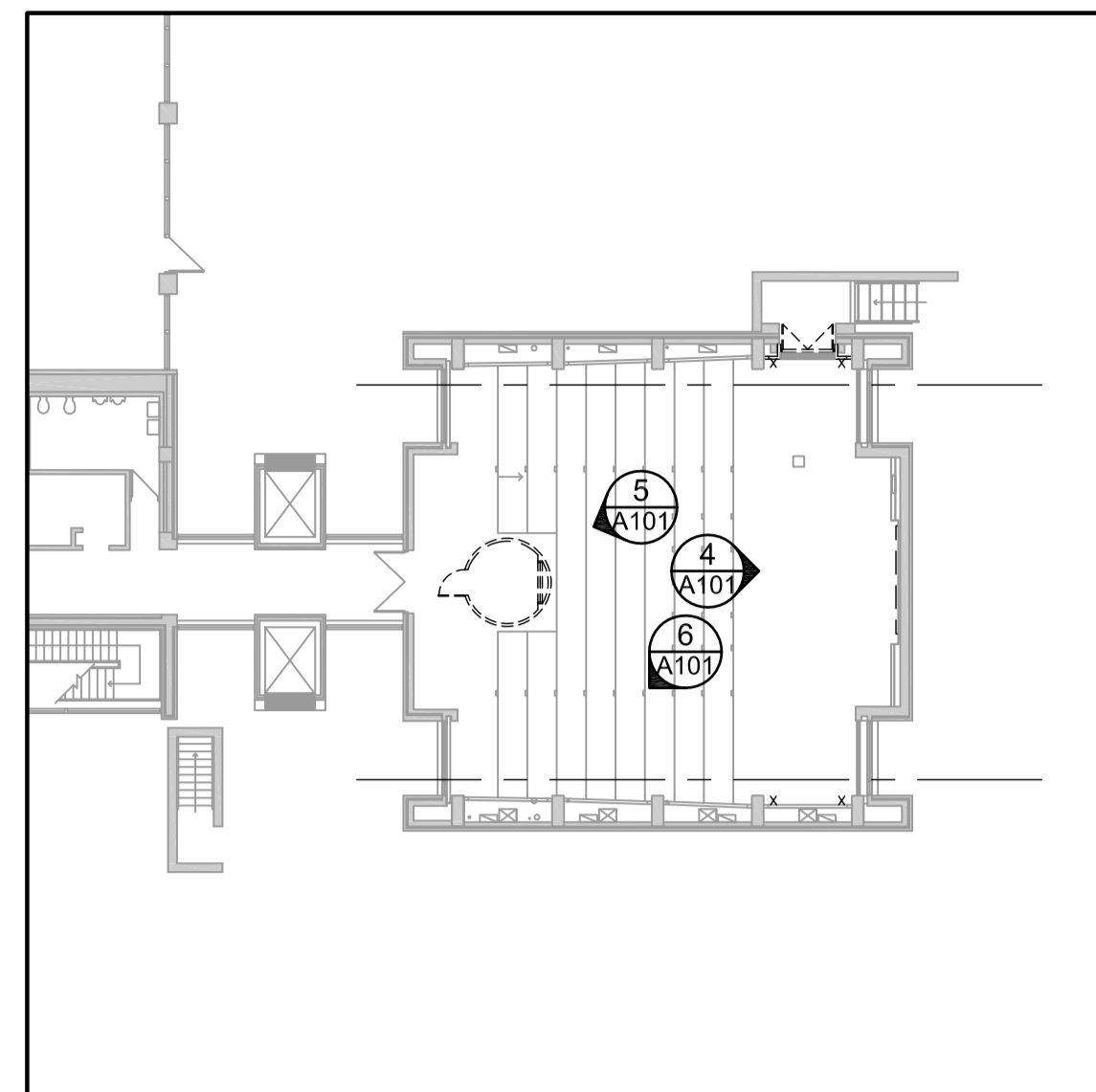
1 DO NOT SCALE THIS DRAWING.
2 CONTRACTOR TO VERIFY ALL DIMENSIONS AND NOTIFY THE ARCHITECT OF ANY DISCREPANCIES BEFORE WORK COMMENCES.
3 THIS DRAWING TO BE READ IN CONJUNCTION WITH THE FOLLOWING DRAWINGS: STRUCTURAL, MECHANICAL, ELECTRICAL.




1 AUDITORIUM - DEMOLITION
A101 1:100



2 EXISTING AUDIO BOOTH SECTION
A101 1:50




3 PHOTO KEY PLAN
A101 1:250




- 1 LIGHT FIXTURES TO BE REMOVED (TYPICAL) REFER TO ELECTRICAL
- 4 WINDOWS TO BE RETAINED (TYPICAL)
- 7 PROTECT AND RETAIN EXISTING PLASTER WALL FINISH (TYPICAL)
- 8 LIGHT SANDBLAST FINISH TO EXISTING CONCRETE COLUMNS AND BEAMS (ALL 3 SIDES). PAINT ON FRONT FACE OF COLUMNS TO BE COMPLETELY REMOVED.

4 NORTH WALL
A101 NTS



- 2 LIGHT FIXTURES TO BE REMOVED (TYPICAL) REFER TO ELECTRICAL
- 8 WINDOWS TO BE RETAINED (TYPICAL)

5 SOUTH WALL
A101 NTS



- 8
- 9

6 EAST WALL
A101 NTS

DEMOLITION NOTES

1. ALL DIMENSIONS ARE IN MILLIMETERS, UNLESS OTHERWISE NOTED.
2. EXISTING CEILING HEIGHTS ARE ELEVATION HEIGHTS. REFER TO NEW SECTION DRAWINGS FOR NEW CEILING HEIGHTS.
3. EXISTING DIMENSIONS ARE APPROXIMATE AND TO BE SITE VERIFIED
4. REFER TO MECH / ELECT FOR ADDITIONAL DEMOLITION INFO.

KEY NOTES

- 1 PROTECT AND RETAIN EXISTING WOOD SLATS.
- 2 EXISTING AUDIO BOOTH TO BE REMOVED. REMOVE EXISTING AUDIO BOOTH CONCRETE SLAB. SEE ALSO SECTION 2/A101
- 3 RESERVED
- 4 REMOVE EXISTING DOORS/ FRAMES AND HARDWARE.
- 5 EXISTING FLOOR PENETRATIONS TO BE FIRE STOPPED
- 6 CONCRETE CURB TO BE DEMOLISHED FLUSH WITH TOP OF FLOOR SLAB.
- 7 REMOVE EXISTING CHALKBOARD. (HAND OVER TO OWNER)
- 8 EXISTING LIGHT SOCKETS TO REMAIN IN PLACE (18X).
- 9 EXISTING OUTLETS BOXES TO REMAIN IN PLACE (15X).
- 10 LIGHT SANDBLAST FINISH TO EXISTING CONCRETE COLUMNS AND BEAMS (ALL 3 SIDES). PAINT ON FRONT FACE OF COLUMNS TO BE COMPLETELY REMOVED.

1	2017 09 29	ISSUED FOR TENDER	M.T.
---	------------	-------------------	------

grc architects

47 Clarence Street, Suite 401,
Ottawa, Ontario K1N 9K1
t613-241.8203, f613-241.4180
info@grcarchitects.com www.grcarchitects.com

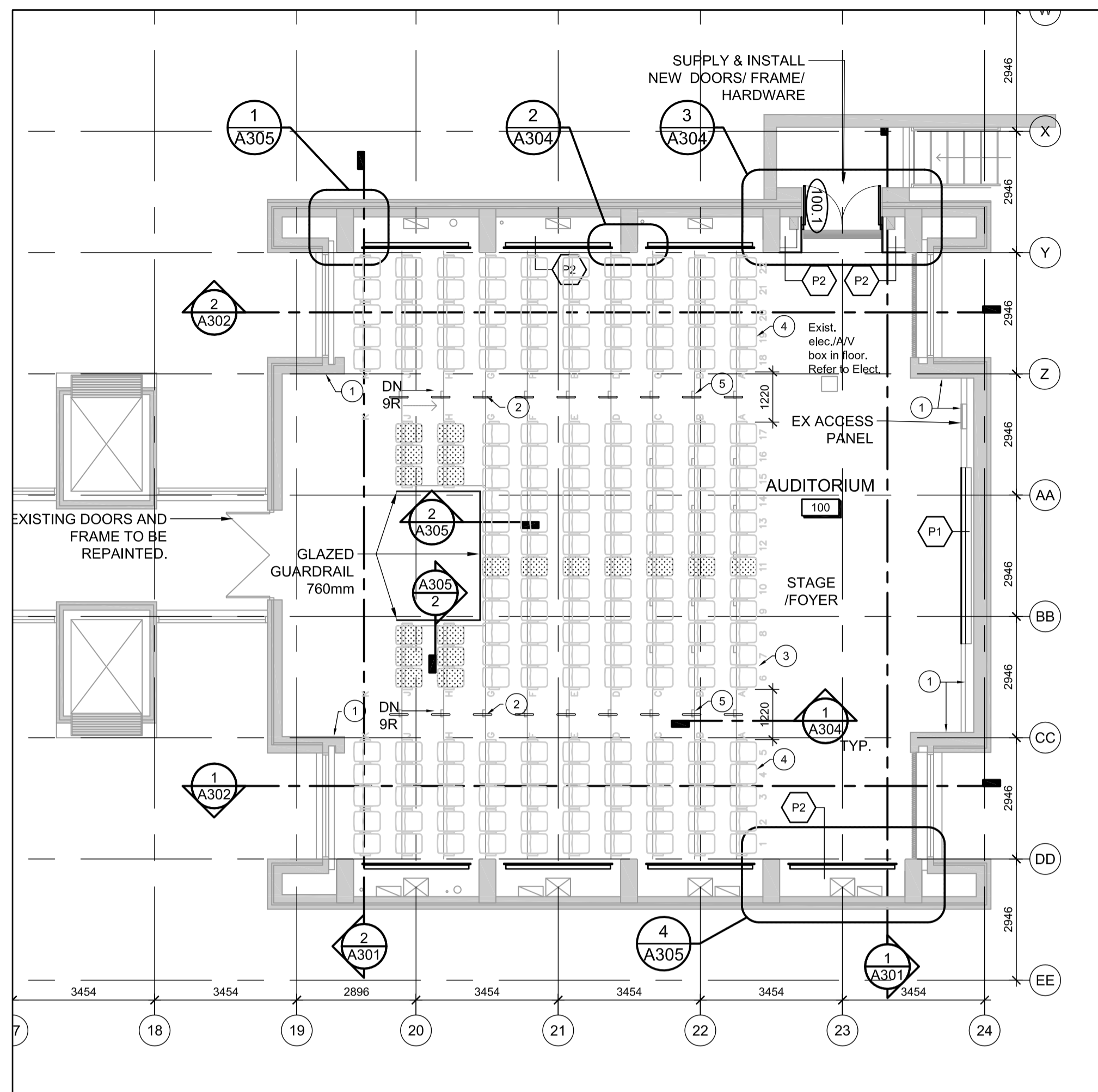
north point	professional stamp ONTARIO ASSOCIATION OF ARCHITECTS MARTIN PIERRE TITTE LICENCE 4969
-------------	---

project title
**CFIA AUDITORIUM
BREAK AREAS &
C-WING MILLWORK**
3851 Fallowfield Road, Nepean Ontario

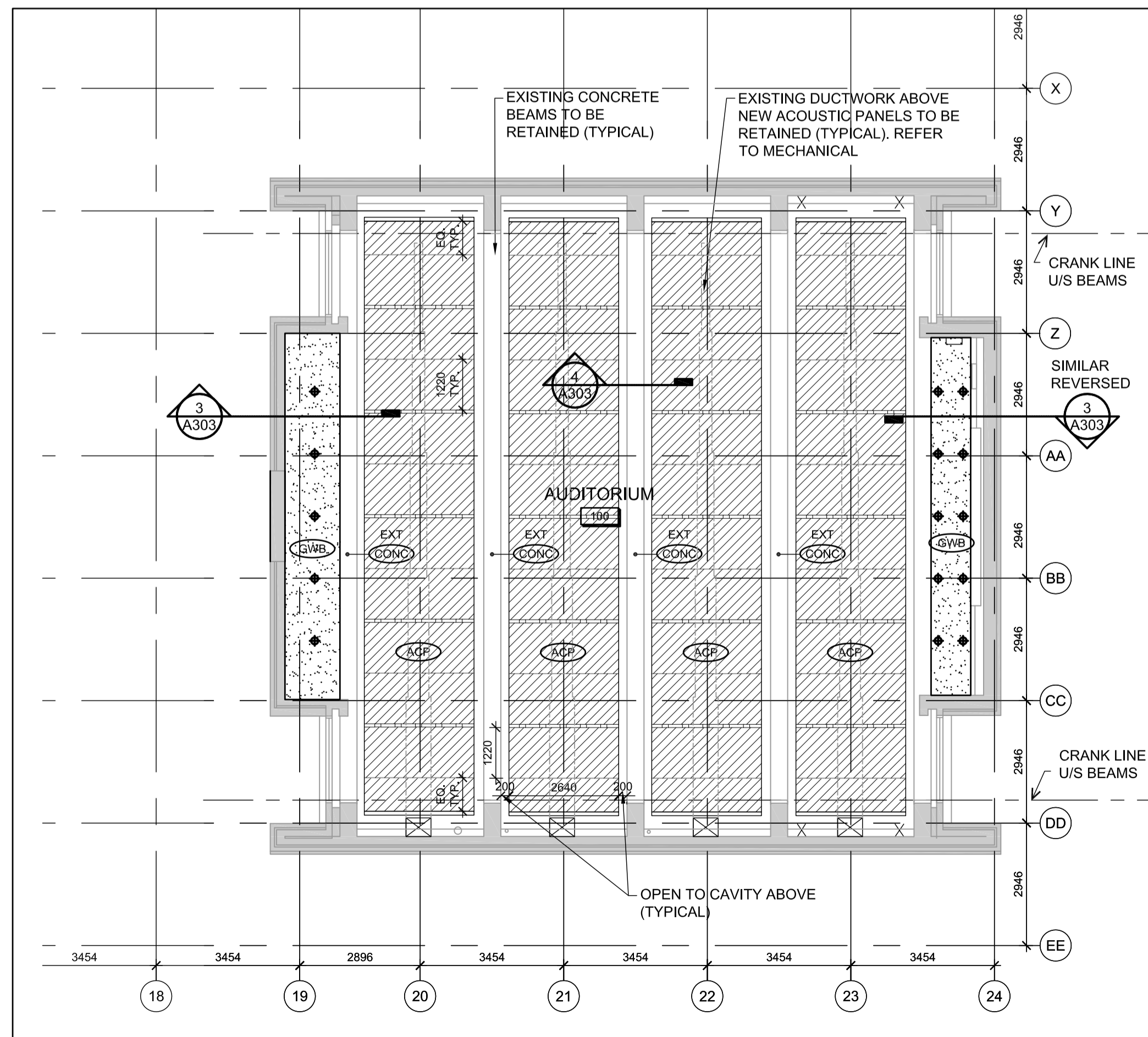
drawing title
**DEMOLITION PLANS -
AUDITORIUM**

date	job.no.
scales	1217
drawn G.V.	drawing no.
approved	A101
plot date September 29, 2017	

1 DO NOT SCALE THIS DRAWING.
2 CONTRACTOR TO VERIFY ALL DIMENSIONS AND NOTIFY THE ARCHITECT OF ANY DISCREPANCIES BEFORE WORK COMMENCES.
3 THIS DRAWING TO BE READ IN CONJUNCTION WITH THE FOLLOWING DRAWINGS: STRUCTURAL, MECHANICAL, ELECTRICAL.



1 NEW WORK- AUDITORIUM PLAN
A102/1:100



3 NEW WORK- RCP
A102/1:100

FLOOR PLANS

- ALL DIMENSIONS ARE IN MILLIMETERS, UNLESS OTHERWISE NOTED.
- EXISTING DIMENSIONS ARE APPROXIMATE AND TO BE SITE VERIFIED

- NEW DOOR, FRAME, & HARDWARE. SEE SCHEDULE
- NEW STUD & GB WALL
- EXISTING WALL TO REMAIN
- DOOR NUMBER - REFER TO DOOR SCHEDULE
- Room Name and Number
- TYPICAL SEATING @ 540mm CENTRES UNLESS OTHERWISE NOTED (QT.176) - DIMENSIONS TO BE CONFIRMED ON SITE
- SEATING @ 520mm CENTRES (QT.19) - DIMENSIONS TO BE CONFIRMED ON SITE

WALL TYPES

- NEW WALLS**
- P1 16mm GYPSUM BOARD 92mm STEEL STUDS @ 400 O/C
- P2 25mm THICK ACOUSTIC PANELS 100mm x 16mm THICK HORIZONTAL PLYWOOD STRAPPINGS CONTINUOUS AT ALL CLIPPING LOCATIONS. 92mm 20ga. STEEL STUDS @ 400mm MAX.

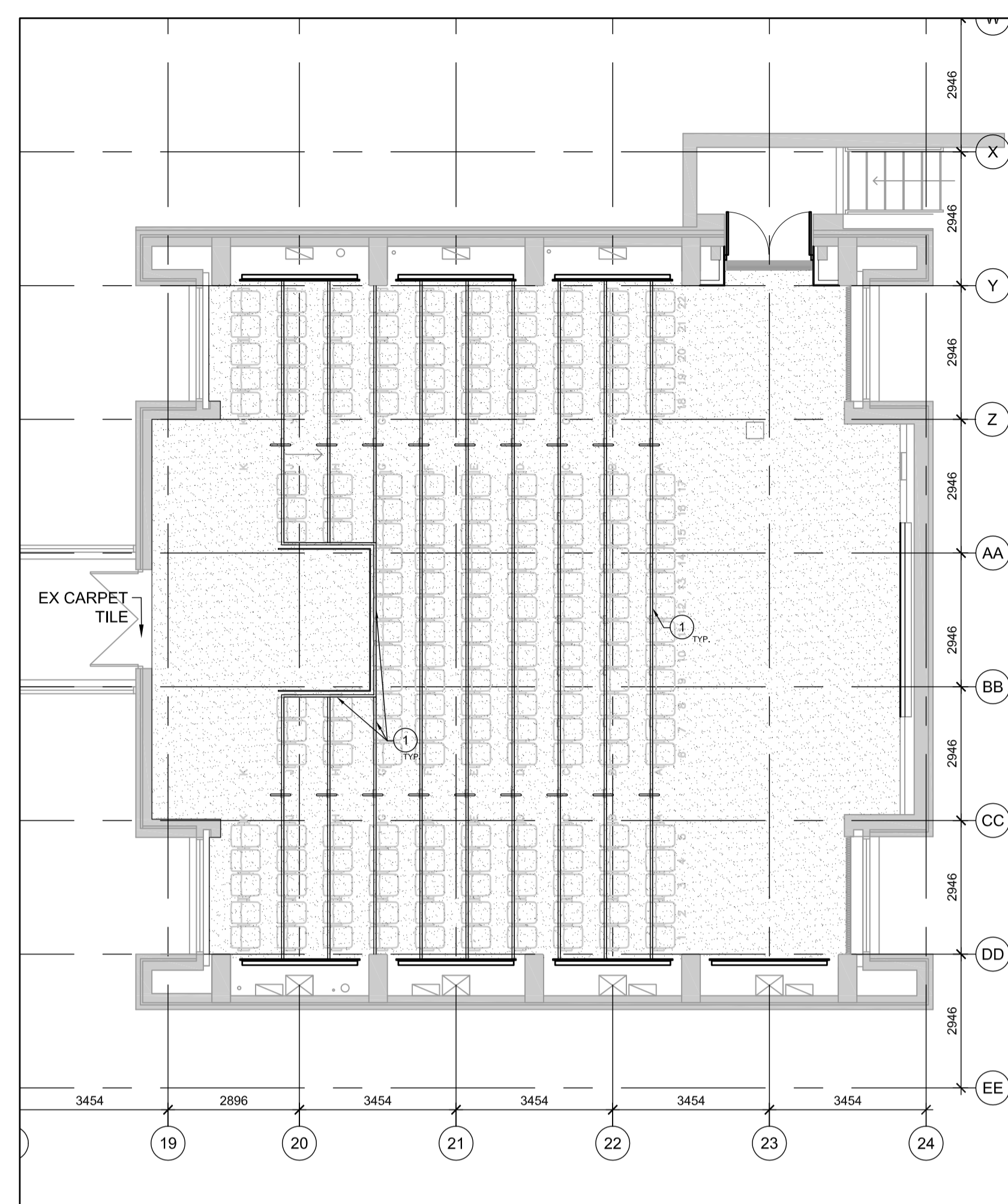
NEW WORK NOTES

- CONTINUE GWB WALL ASSEMBLY UP TO NEW GWB CEILING HEIGHT
- INSTALL NEW HANDRAIL AT EACH TREAD (TYPICAL)
- NEW UPHOLSTERED SEATINGS(STORED ON SITE)
- SEATING WIDTH TO BE ADJUSTED FOR BETTER COMFORT (QT. 5)

REFLECTED CEILING PLAN NOTES

- REFER TO MECHANICAL AND ELECTRICAL DRAWINGS FOR MECH/ELEC CEILING ELEMENTS. IN EVENT OF DISCREPANCIES, CONTACT ARCHITECT PRIOR TO INSTALLATION OF WORK.
- REFER TO SECTION DRAWINGS FOR NEW CEILING HEIGHTS.
- PAINT ANY VISIBLE DUCTWORK AND CONDUITS BETWEEN CONCRETE STRUCTURE AND ACOUSTIC PANELS

- MAT CEILING MATERIAL
- CONC CONCRETE
- GWB GYPSUM WALL BOARD
- ACP ACOUSTIC CEILING PANEL
- EXT EXISTING
- NEW POT LIGHT LIGHT FIXTURE. REFER TO ELECTRICAL
- SUSPENDED NEW TRACK LIGHTING REFER TO ELECTRICAL
- SUSPENDED ACOUSTIC PANEL CW ANCHOR SPRING CONNECTION AND ADJUSTABLE CABLE(S)
- EXISTING WALL TO REMAIN
- EXISTING TO BE DEMOLISHED



2 AUDITORIUM FINISH PLAN
A102/1:100

FLOOR FINISH LEGEND

NEW CARPET TILE & BASE

NEW WORK NOTES

- NEW RUBBER NOSING (TYP. AU STAIR NOSINGS)

1	2017 09 29	ISSUED FOR TENDER	M.T.
no.	date	revision / issue	by

grc architects

47 Clarence Street, Suite 401,
Ottawa, Ontario K1N 9K1
t613-241.8203, f613-241.4180
info@grcarchitects.com www.grcarchitects.com

north point

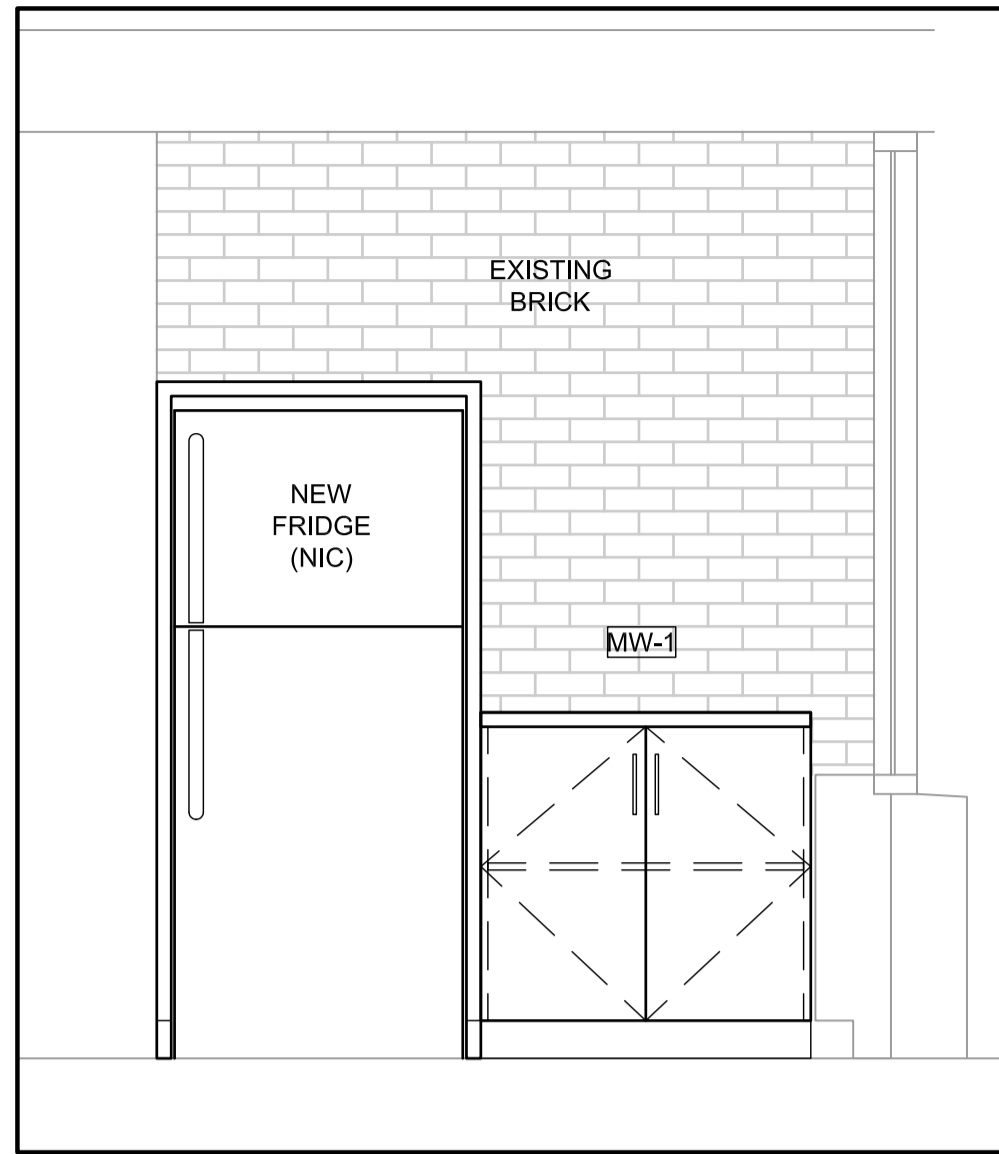
professional stamp
ONTARIO ASSOCIATION OF ARCHITECTS
OF ARCHITECTS
MARTIN PIERRE TITTE
LICENCE 4969

project title
**CFIA AUDITORIUM
BREAK AREAS &
C-WING MILLWORK**
3851 Fallowfield Road, Nepean Ontario

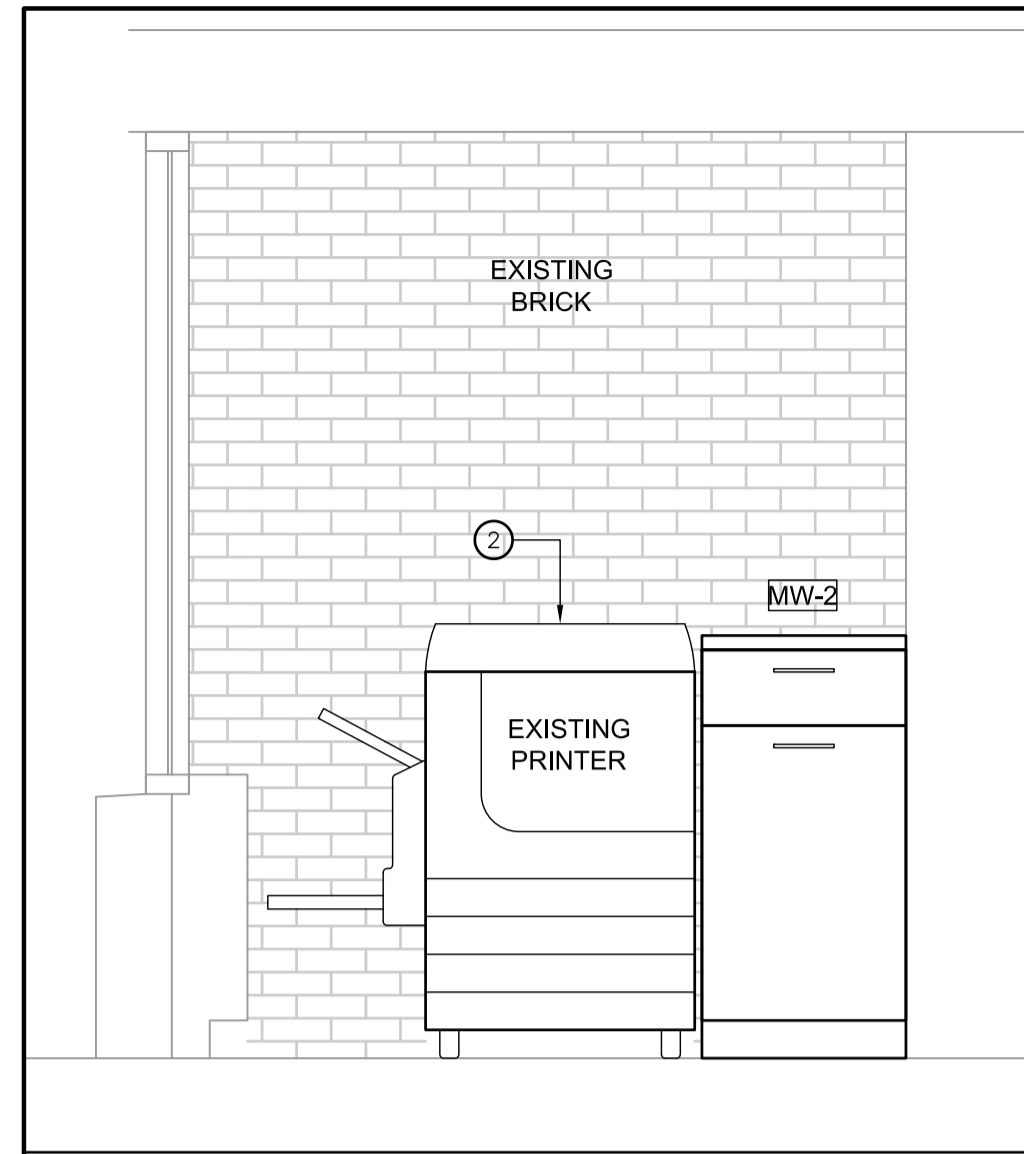
drawing title
**NEW WORK-
AUDITORIUM PLAN**

date	job.no.
scales	1217
drawn rme	drawing no.
approved	A102
plot date yy/mm/dd 24h00	

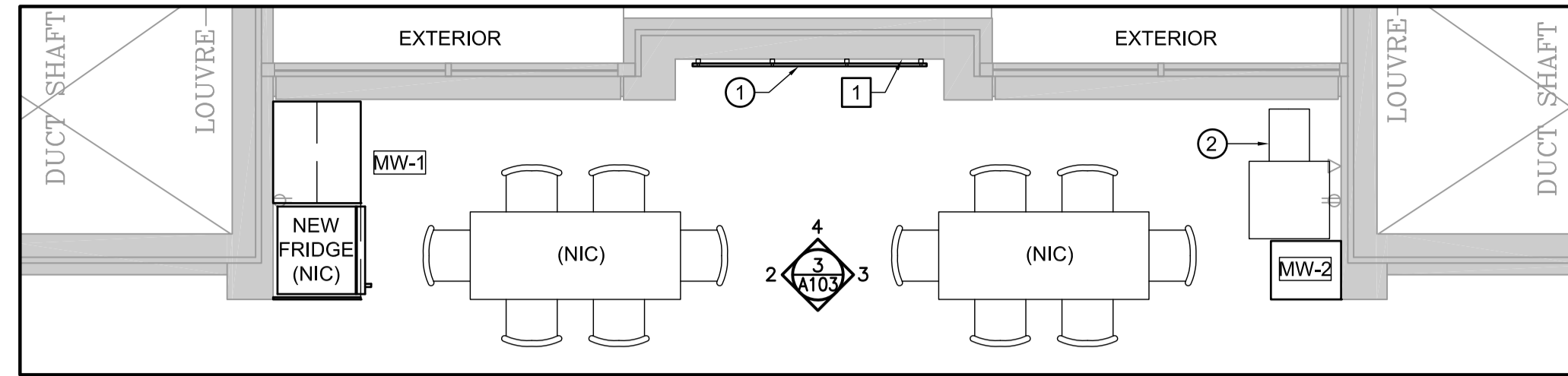
1 DO NOT SCALE THIS DRAWING.
2 CONTRACTOR TO VERIFY ALL DIMENSIONS AND NOTIFY THE ARCHITECT OF ANY DISCREPANCIES BEFORE WORK COMMENCES.
3 THIS DRAWING TO BE READ IN CONJUNCTION WITH THE FOLLOWING DRAWINGS: STRUCTURAL, MECHANICAL, ELECTRICAL.



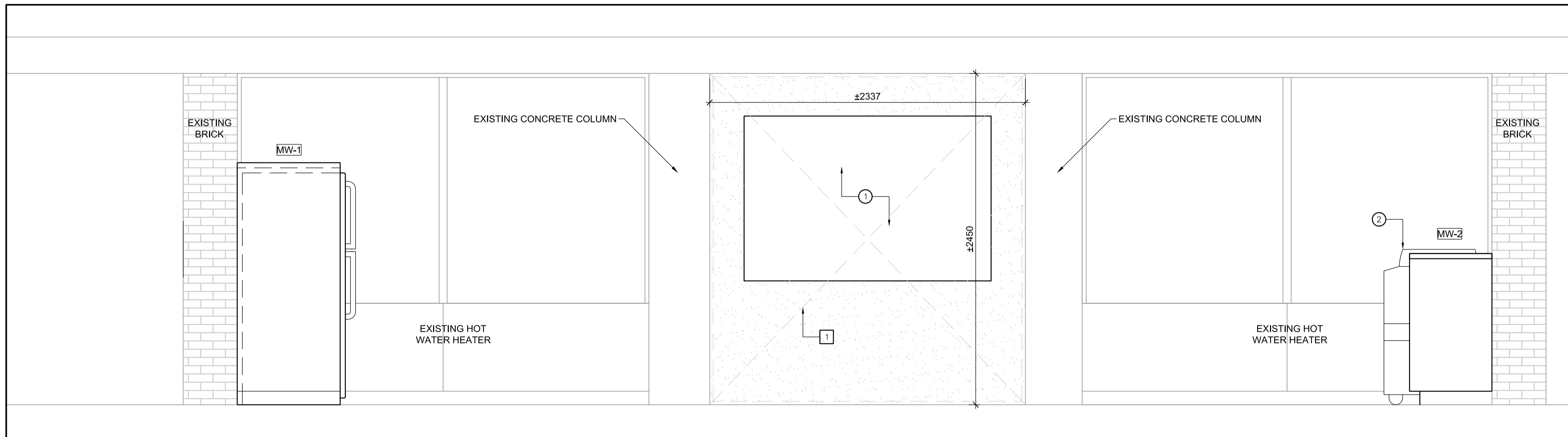
1 B AREA - TYP. WEST ELE
A103 1:20



2 B AREA - TYP. EAST ELE
A103 1:20



3 BREAK AREAS - TYPICAL PLAN LEVELS 1, 2, 3 & 4
A103 1:50



4 BREAK AREA - TYPICAL NORTH ELEVATION
A103 1:20

GENERAL NOTES

1. ALL DIMENSIONS ARE IN MILLIMETERS, UNLESS OTHERWISE NOTED.
2. BREAK AREAS WORK APPLIES TO ALL FOUR STOREYS OF THE BUILDING

DEMOLITION NOTES

1. SANDBLAST EXISTING SURFACE TO REMOVE CONSTRUCTION RESIDUE

NEW WORK NOTES

1. WRITING SURFACE BY OWNER (NIC)
2. EXISTING PHOTOCOPIER

1 2017 09 29 ISSUED FOR TENDER M.T.

grc architects

47 Clarence Street, Suite 401,
Ottawa, Ontario K1N 9K1
t:613-241.8203, f:613-241.4180
info@grcarchitects.com www.grcarchitects.com

north point

professional stamp



project title

**CFIA AUDITORIUM
BREAK AREAS &
C-WING MILLWORK**

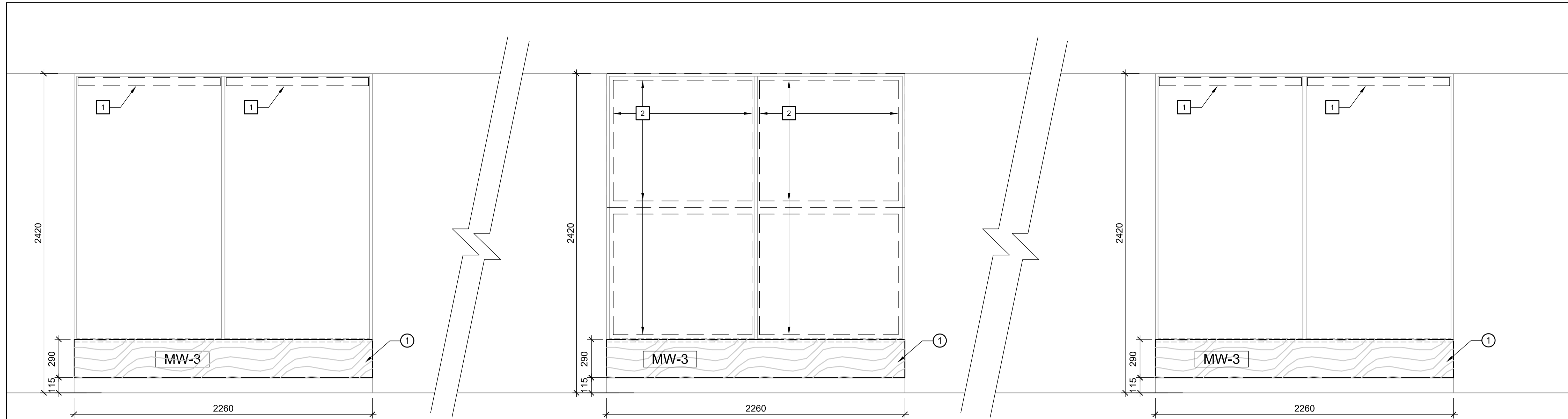
3851 Fallowfield Road, Nepean Ontario

drawing title

**DEMO & NEW WORK -
BREAK AREAS PLAN & IE**

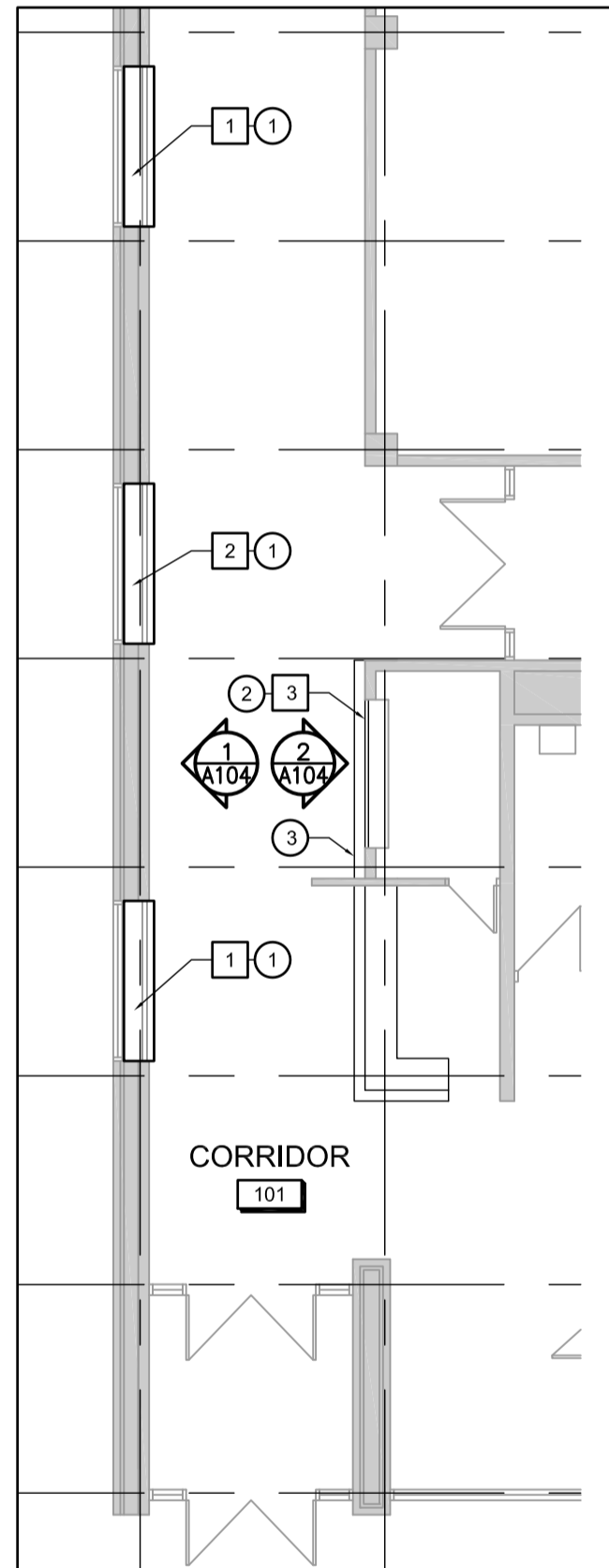
date	job.no.
scales	1217
drawn G.V.	drawing no.
approved	A103
plot date	September 29, 2017

1 DO NOT SCALE THIS DRAWING.
2 CONTRACTOR TO VERIFY ALL DIMENSIONS AND NOTIFY THE ARCHITECT OF ANY DISCREPANCIES BEFORE WORK COMMENCES.
3 THIS DRAWING TO BE READ IN CONJUNCTION WITH THE FOLLOWING DRAWINGS: STRUCTURAL, MECHANICAL, ELECTRICAL.



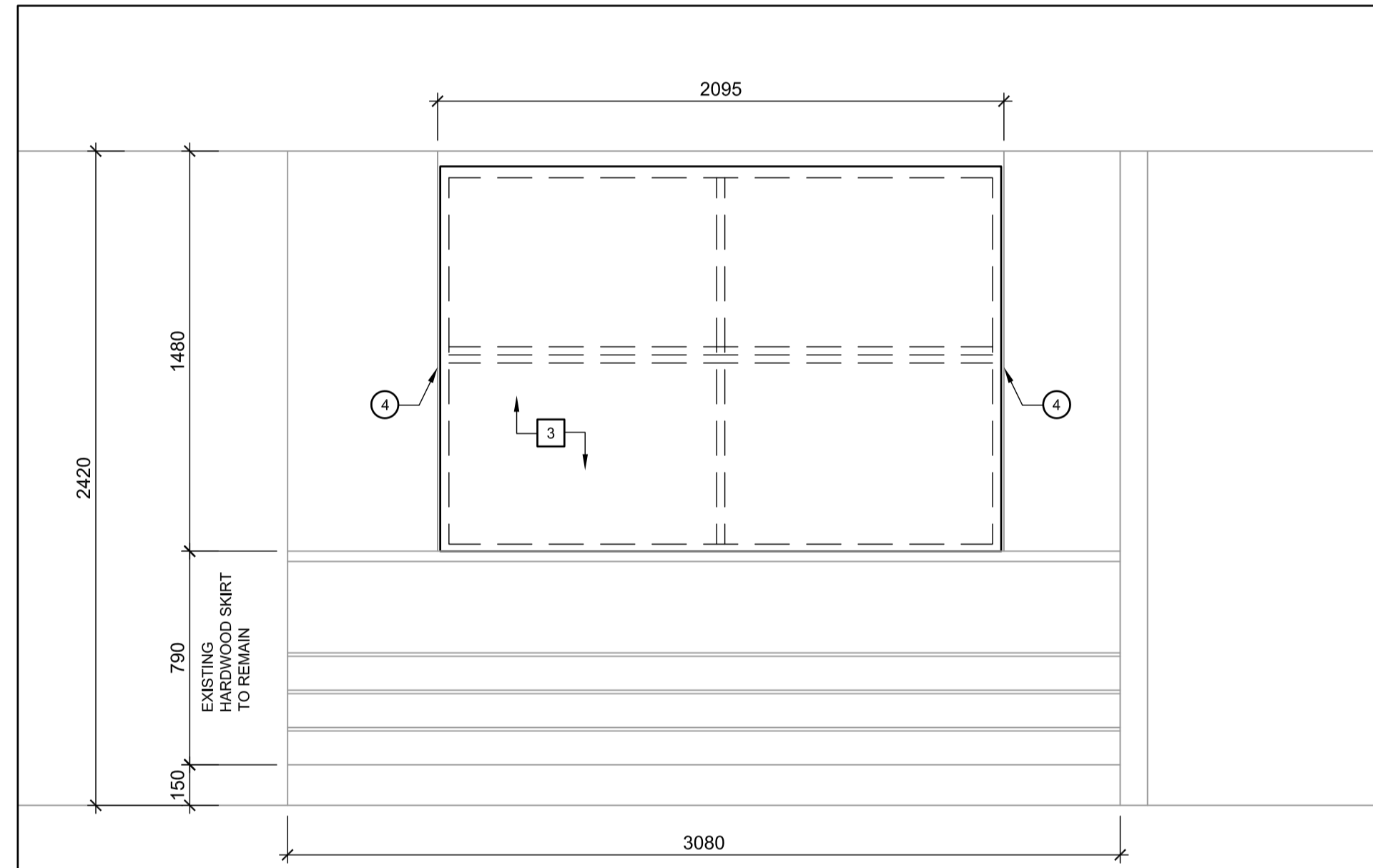
1 C WING - WINDOW SEATING ELEVATION

A104 1:20



2 NEW WORK- C WING

A104 1:100



3 C WING - DISPLAY INTERIOR ELEVATION DEMO

A104 1:20

GENERAL NOTES

1. ALL DIMENSIONS ARE IN MILLIMETERS UNLESS OTHERWISE NOTED.

DEMOLITION NOTES

- 1 EXISTING BLINDS TO BE REMOVED
- 2 EXISTING DISPLAY CASE C/W WOOD FRAMING AND GLASS SHELVING TO BE REMOVED. FINISH AND MAKE GOOD GYPSUM BOARD RETURNS AT WINDOW JAMBS AND HEAD
- 3 EXISTING DISPLAY CASE C/W WOOD FRAMING AND GLASS SHELVING TO BE REMOVED.

NEW WORK NOTES

- 1 NEW WOOD VENEER PLYWOOD OVER EXISTING BENCHES
- 2 NEW DISPLAY IN EXISTING RECESS
- 3 NEW WOOD VENEER PLYWOOD OVER EXISTING EXTRUDED FRONT (ALL FACES). CONCEAL ALL FASTENERS WITH SAME MATERIAL AND FINISH.
- 4 PROVIDE PLYWOOD BACKING FOR SHELF SUPPORT

1	2017 09 29	ISSUED FOR TENDER	M.T.
no.	date	revision / issue	by

grc architects
 47 Clarence Street, Suite 401,
 Ottawa, Ontario K1N 9K1
 t613.241.8203, f613.241.4180
 info@grcarchitects.com www.grcarchitects.com

north point

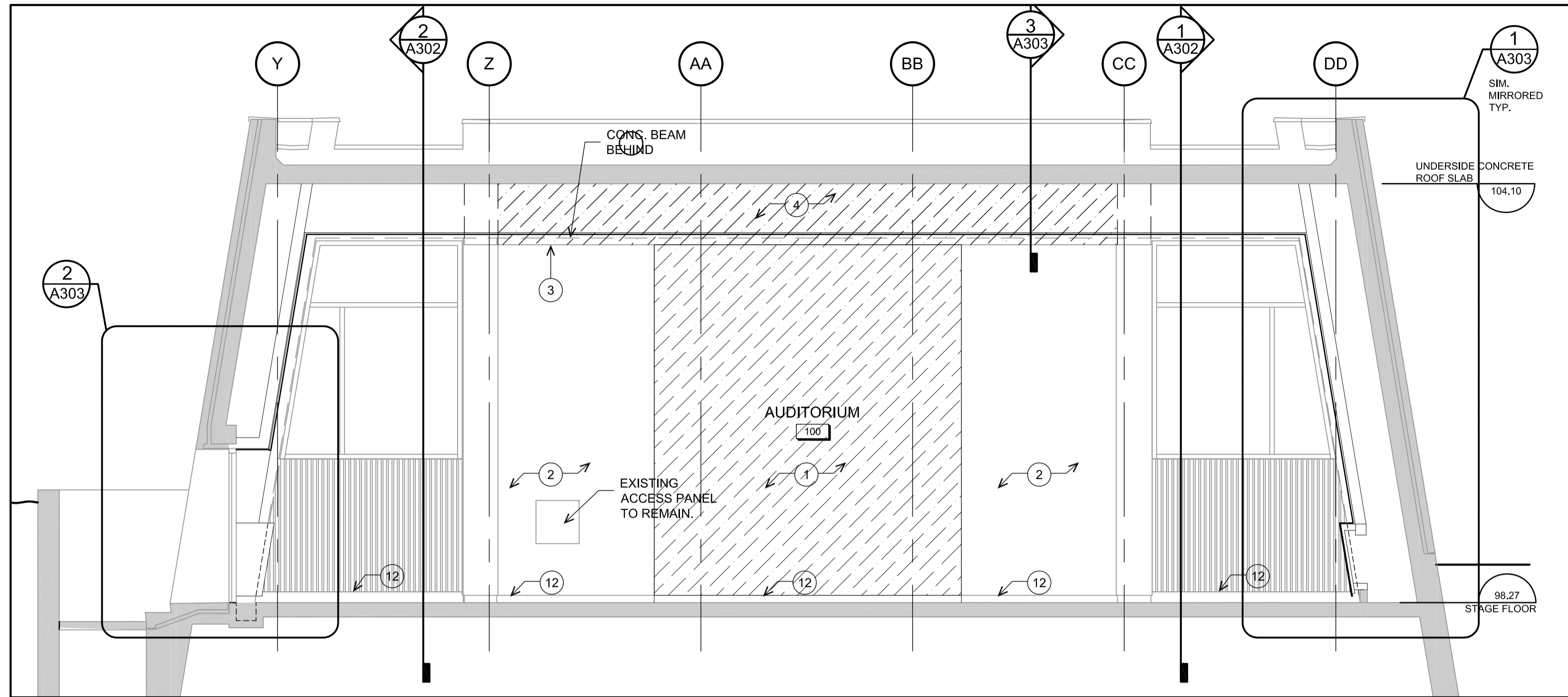
professional stamp
 ONTARIO ASSOCIATION OF ARCHITECTS
 OF ARCHITECTS
 MARTIN PIERRE TITTE
 LICENCE 4569

project title
**CFIA AUDITORIUM
 BREAK AREAS &
 C-WING MILLWORK**
 3851 Fallowfield Road, Nepean Ontario

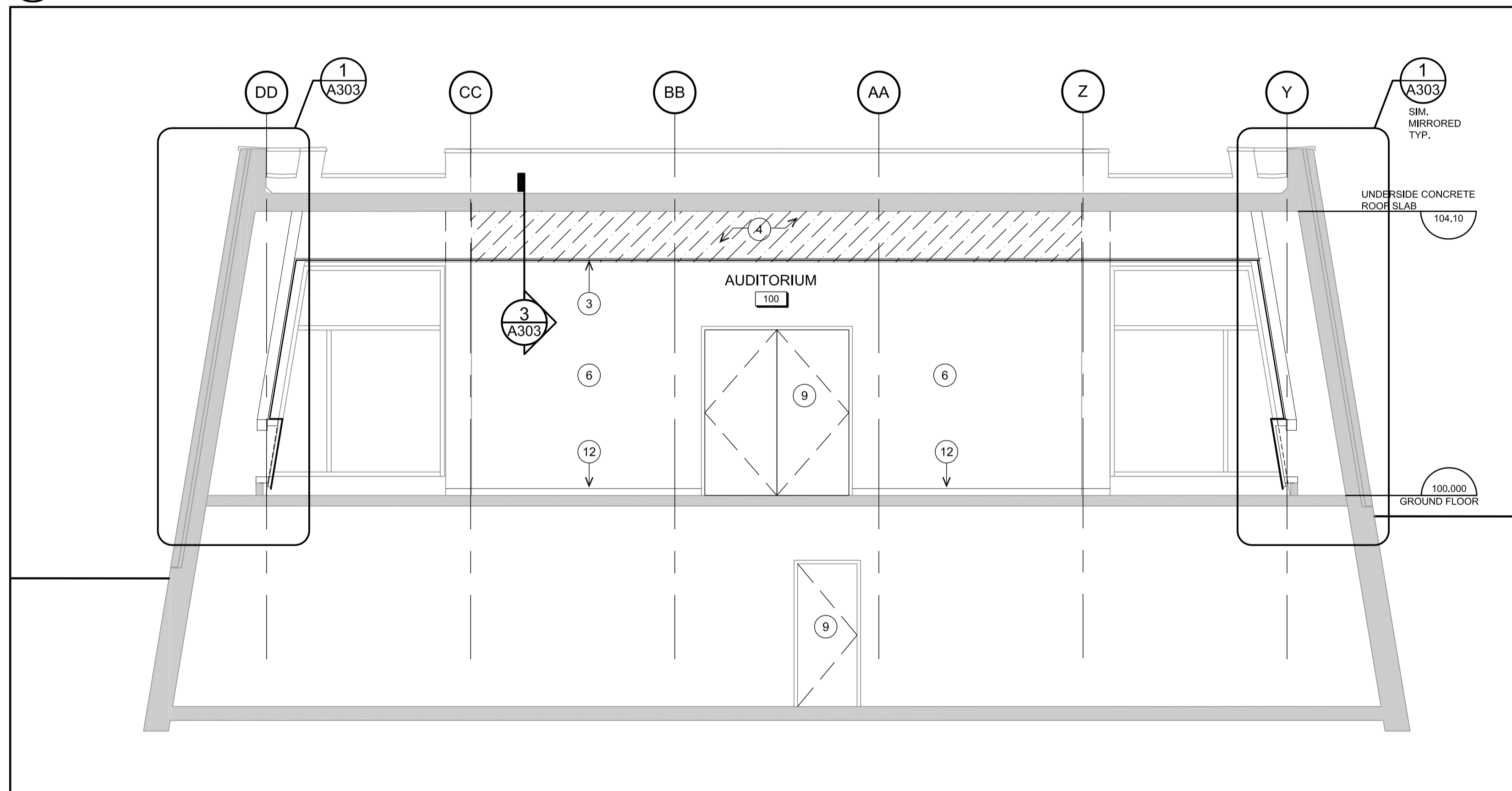
drawing title
**DEMO & NEW WORK- C
 WING PLAN & IE**

date	job.no.
scales	1217
drawn rne	drawing no.
approved	A104
plot date yy/mm/dd 24h00	

1 DO NOT SCALE THIS DRAWING.
 2 CONTRACTOR TO VERIFY ALL DIMENSIONS AND NOTIFY THE ARCHITECT OF ANY DISCREPANCIES BEFORE WORK COMMENCES.
 3 THIS DRAWING TO BE READ IN CONJUNCTION WITH THE FOLLOWING DRAWINGS: STRUCTURAL, MECHANICAL, ELECTRICAL.



1 AUDITORIUM INTERIOR ELEVATION- NORTH
A301 1:50



2 AUDITORIUM INTERIOR ELEVATION- SOUTH
A301 1:50

GENERAL NOTES

1. ALL DIMENSIONS ARE IN MILLIMETERS, UNLESS OTHERWISE NOTED.
2. XX

NOTES

- 1 NEW 16mm GYPSUM WALL FINISH ON 92mm STUDS @400mm O.C MAX
- 2 EXISTING GYPSUM WALL TO BE REPAINTED.
- 3 EDGE OF EXISTING GYPSUM WALL FINISH
- 4 NEW 16mm GYPSUM WALL ON STEEL STUD FRAMING BEYOND BEAM AND ABOVE EXISTING PLASTER WALL FINISH AND NEW GYPSUM WALL FINISH. CONTINUE NEW GYPSUM TO UNDERSIDE OF ROOF SLAB
- 5 NEW DOOR, SEE DOOR & FRAME SCHEDULE
- 6 EXISTING GYPSUM BOARD TO BE REPAINTED.
- 7 WOOD SKIRT JOINT
- 8 ACOUSTICAL PANELS 1220mm X ± 2645mm
- 9 EXISTING DOOR
- 10 LOW WOOD SKIRT
- 11 EXISTING CONCRETE CURB BEYOND
- 12 CARPET BASE
- 13 ACOUSTICAL PANEL JOINTS
- 14 EXISTING DUCTS BEHIND PANELS
- 15 REMOVABLE SECTIONS OF LOW WOOD SKIRT FOR ACCESS TO DAMPERS.
- 16 RESERVED
- 17 RESERVED
- 18 RESERVED
- 19 SANDBLAST FACE OF EXISTING CONCRETE COLUMNS TO REMOVE EXISTING PAINT (TYP.)
- 20 EXISTING SUPPLY AIR DUCTWORK, REFER TO MECHANICAL

1 2017 09 29 ISSUED FOR TENDER M.T.

grc architects

47 Clarence Street, Suite 401,
Ottawa, Ontario K1N 9K1
t613.241.8203, f613.241.4180
info@grcarchitects.com www.grcarchitects.com

north point

professional stamp



project title

**CFIA AUDITORIUM
BREAK AREAS &
C-WING MILLWORK**

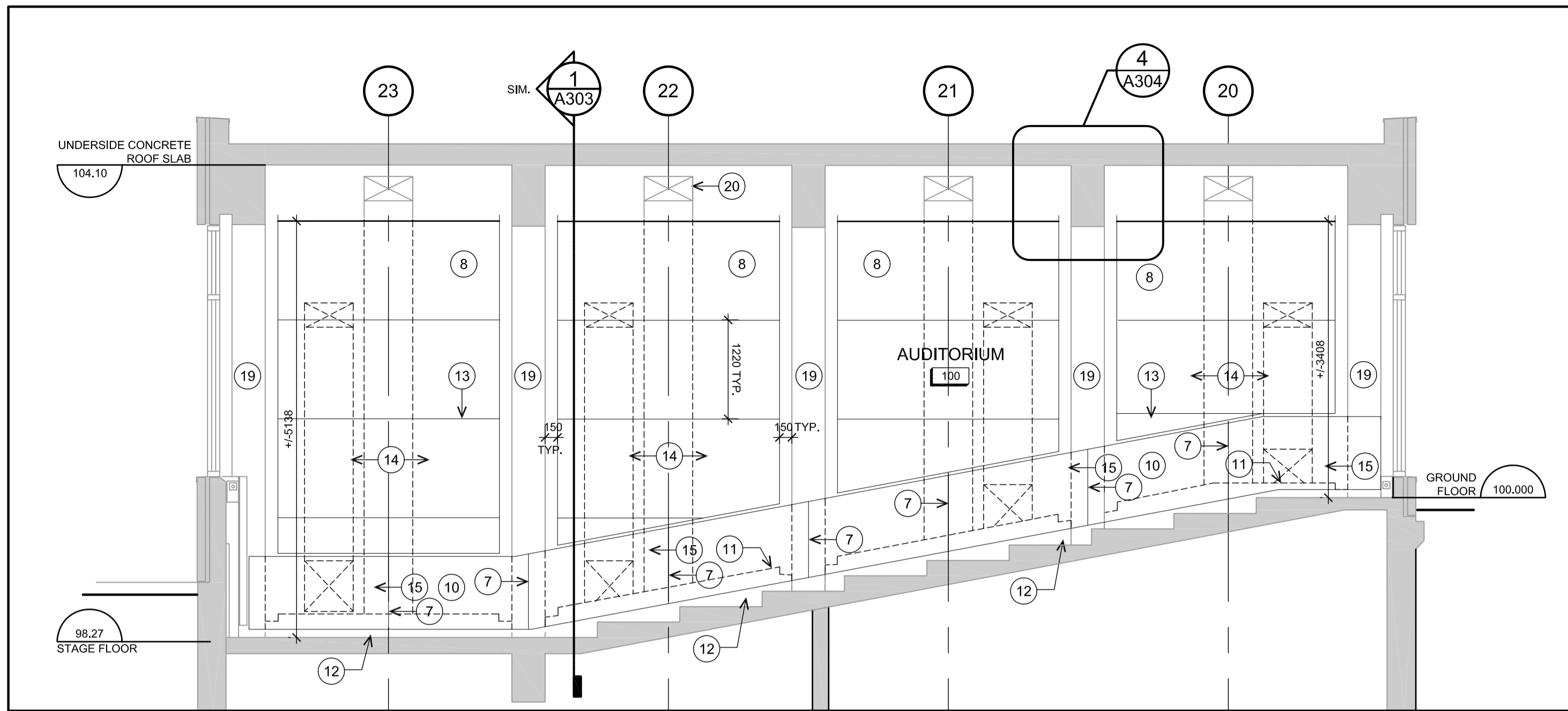
3851 Fallowfield Road, Nepean Ontario

drawing title

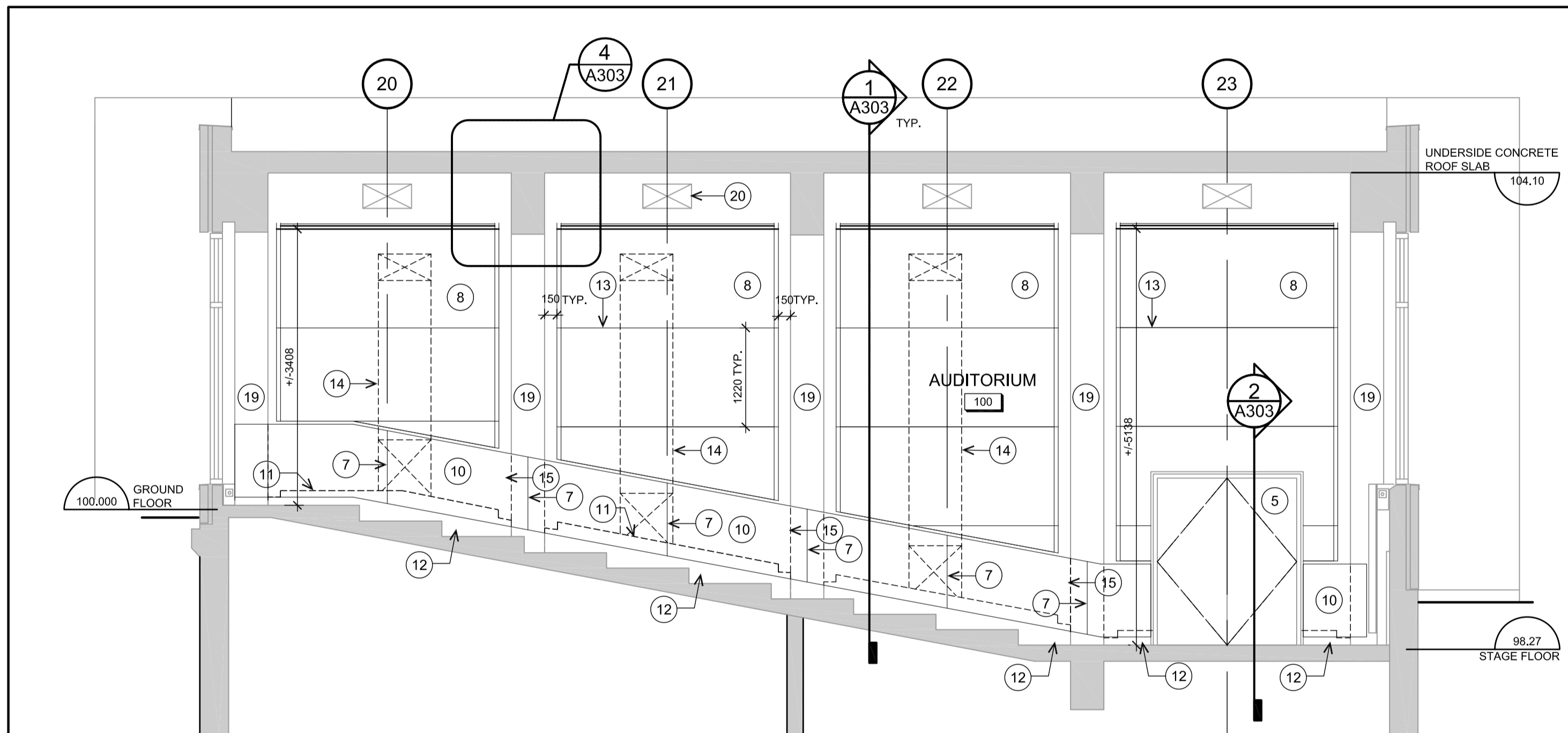
**INTERIOR ELEVATIONS -
SECTIONS -AUDITORIUM**

date	job.no.
scales	1217
drawn G.V.	drawing no.
approved	A301
plot date September 29, 2017	

1 DO NOT SCALE THIS DRAWING.
2 CONTRACTOR TO VERIFY ALL DIMENSIONS AND NOTIFY THE ARCHITECT OF ANY DISCREPANCIES BEFORE WORK COMMENCES.
3 THIS DRAWING TO BE READ IN CONJUNCTION WITH THE FOLLOWING DRAWINGS: STRUCTURAL, MECHANICAL, ELECTRICAL.



1 AUDITORIUM INTERIOR ELEVATION- EAST
A302 1:50



2 AUDITORIUM INTERIOR ELEVATION-WEST
A302 1:50

- GENERAL NOTES**
- ALL DIMENSIONS ARE IN MILLIMETERS, UNLESS OTHERWISE NOTED.
 - XX
- NOTES**
- NEW 16mm GYPSUM WALL FINISH ON 92mm STUDS @400mm O.C MAX
 - EXISTING GYPSUM WALL TO BE REPAINTED.
 - EDGE OF EXISTING GYPSUM WALL FINISH
 - NEW 16mm GYPSUM WALL ON STEEL STUD FRAMING BEYOND BEAM AND ABOVE EXISTING PLASTER WALL FINISH. CONTINUE NEW GYPSUM TO UNDERSIDE OF ROOF SLAB
 - NEW DOOR, SEE DOOR & FRAME SCHEDULE
 - EXISTING GYPSUM BOARD TO BE REPAINTED.
 - WOOD SKIRT JOINT
 - ACOUSTICAL PANELS 1220mm X ± 2645mm
 - EXISTING DOOR
 - LOW WOOD SKIRT
 - EXISTING CONCRETE CURB BEYOND
 - CARPET BASE
 - ACOUSTICAL PANEL JOINTS
 - EXISTING DUCTS BEHIND PANELS
 - REMOVABLE SECTIONS OF LOW WOOD SKIRT FOR ACCESS TO DAMPERS.
 - RESERVED
 - RESERVED
 - RESERVED
 - SANDBLAST FACE OF EXISTING CONCRETE COLUMNS TO REMOVE EXISTING PAINT (TYP.)
 - EXISTING SUPPLY AIR DUCTWORK, REFER TO MECHANICAL

1	2017 09 29	ISSUED FOR TENDER	M.T.
---	------------	-------------------	------

grc architects
 47 Clarence Street, Suite 401,
 Ottawa, Ontario K1N 9K1
 t613.241.8203, f613.241.4180
 info@grcarchitects.com www.grcarchitects.com

north point

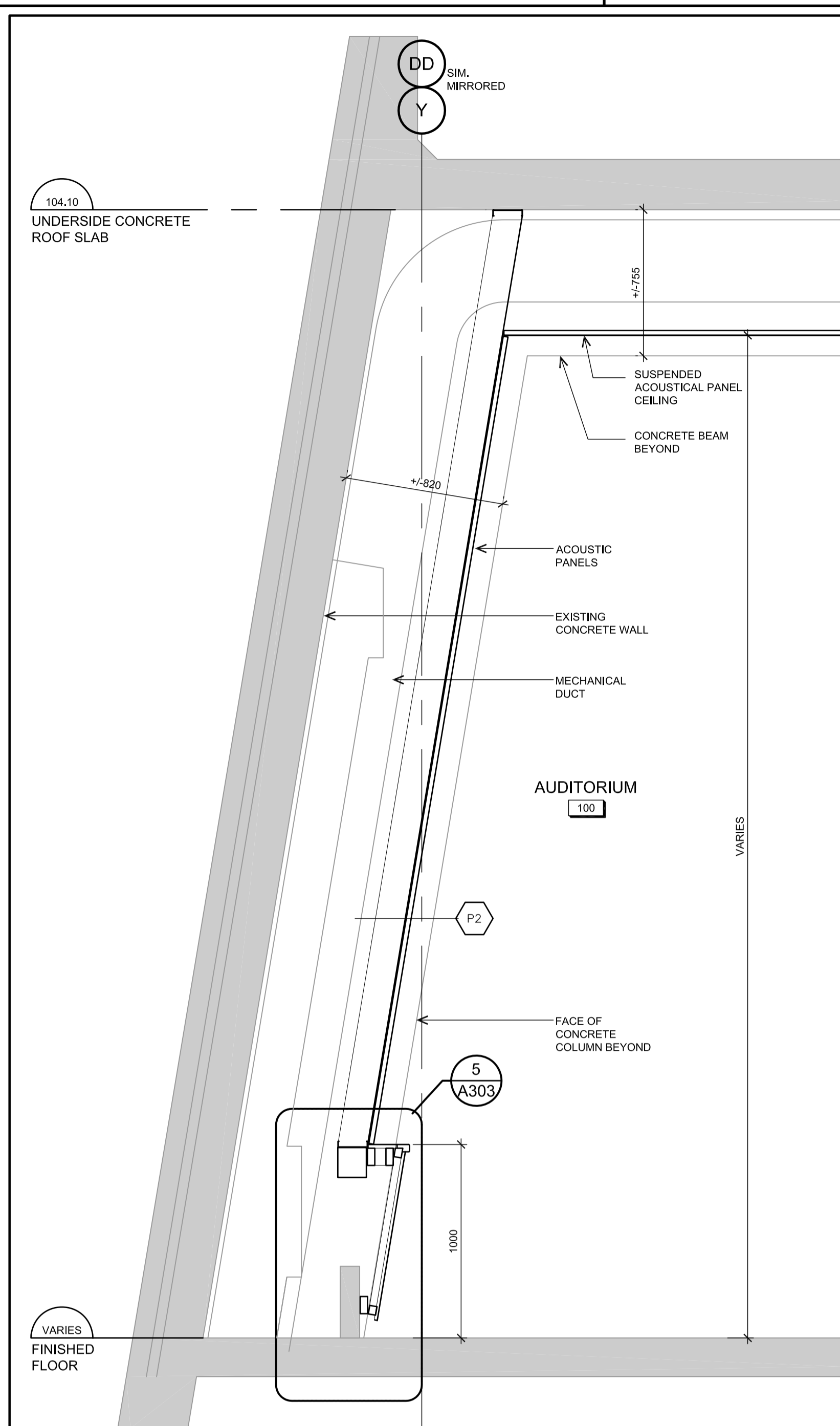
professional stamp
 ONTARIO ASSOCIATION
 OF ARCHITECTS
 MARTIN PIERRE TITTE
 LICENCE 4969

project title
**CFIA AUDITORIUM
 BREAK AREAS &
 C-WING MILLWORK**
 3851 Fallowfield Road, Nepean Ontario

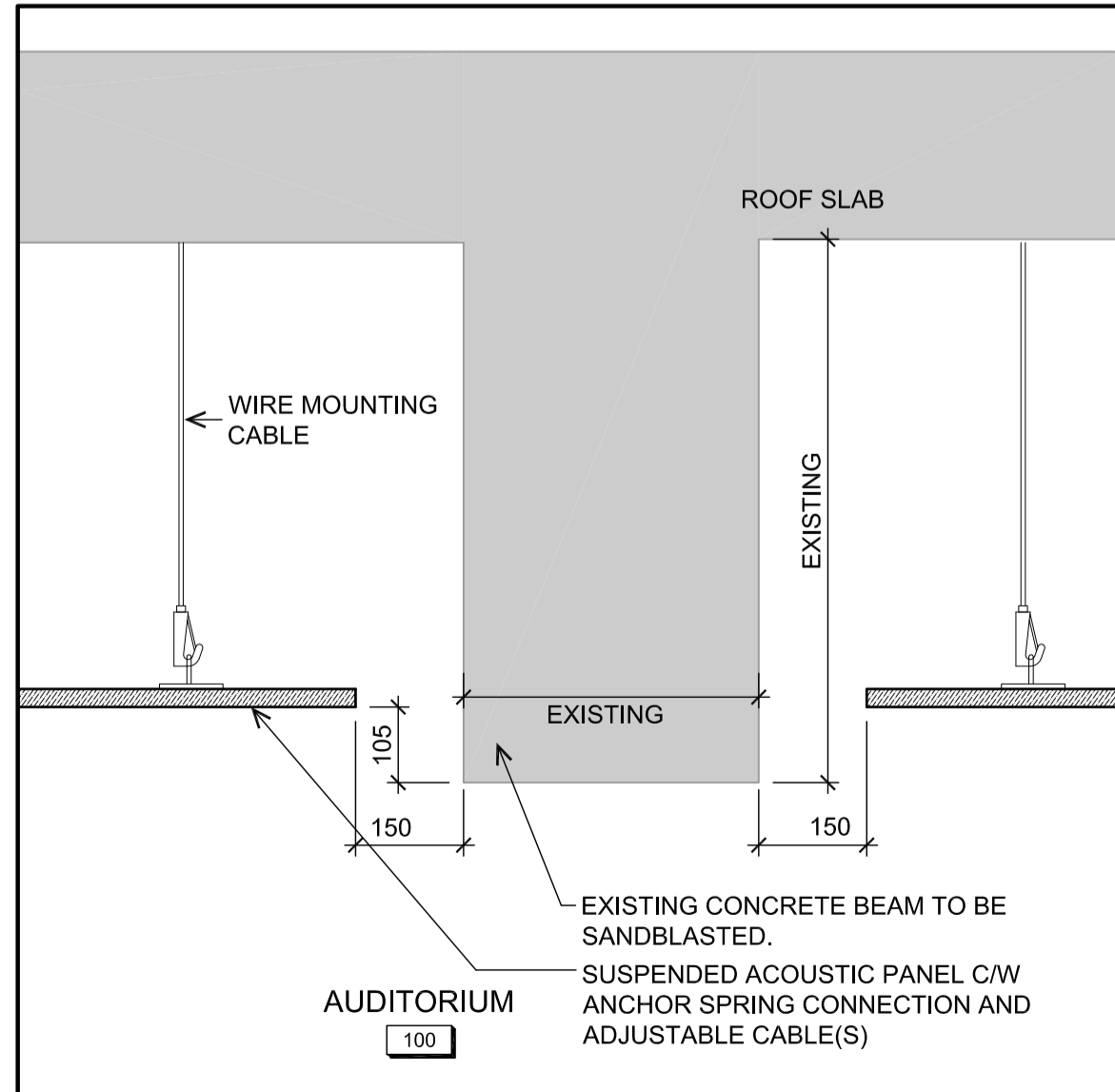
drawing title
**INTERIOR ELEVATIONS /
 SECTIONS - AUDITORIUM**

date	job.no.
scales	1217
drawn G.V.	drawing no.
approved	A302
plot date September 29, 2017	

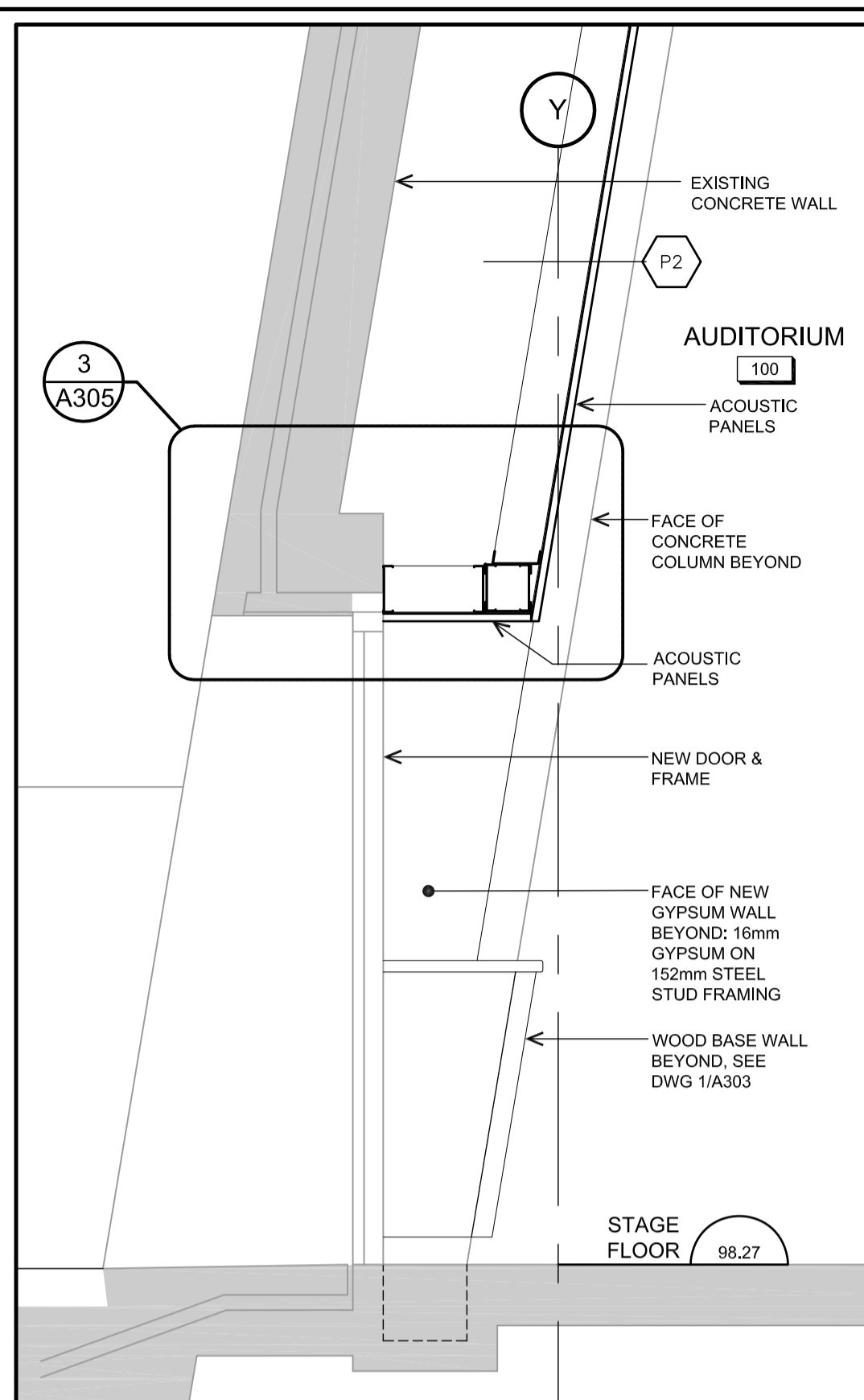
1 DO NOT SCALE THIS DRAWING.
 2 CONTRACTOR TO VERIFY ALL DIMENSIONS AND NOTIFY THE ARCHITECT OF ANY DISCREPANCIES BEFORE WORK COMMENCES.
 3 THIS DRAWING TO BE READ IN CONJUNCTION WITH THE FOLLOWING DRAWINGS: STRUCTURAL, MECHANICAL, ELECTRICAL.



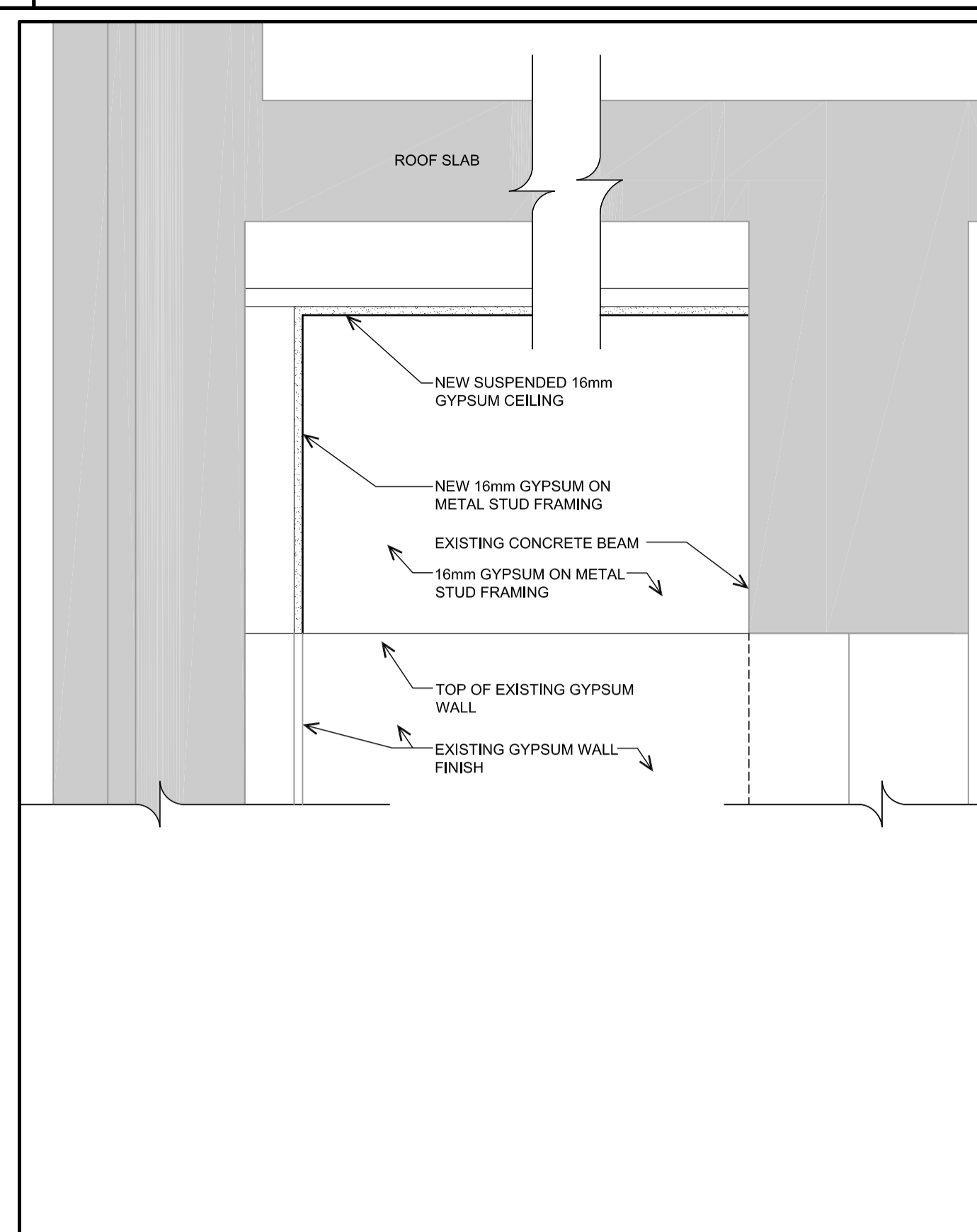
1 AUDITORIUM- TYPICAL WALL SECTION
A303 1:20



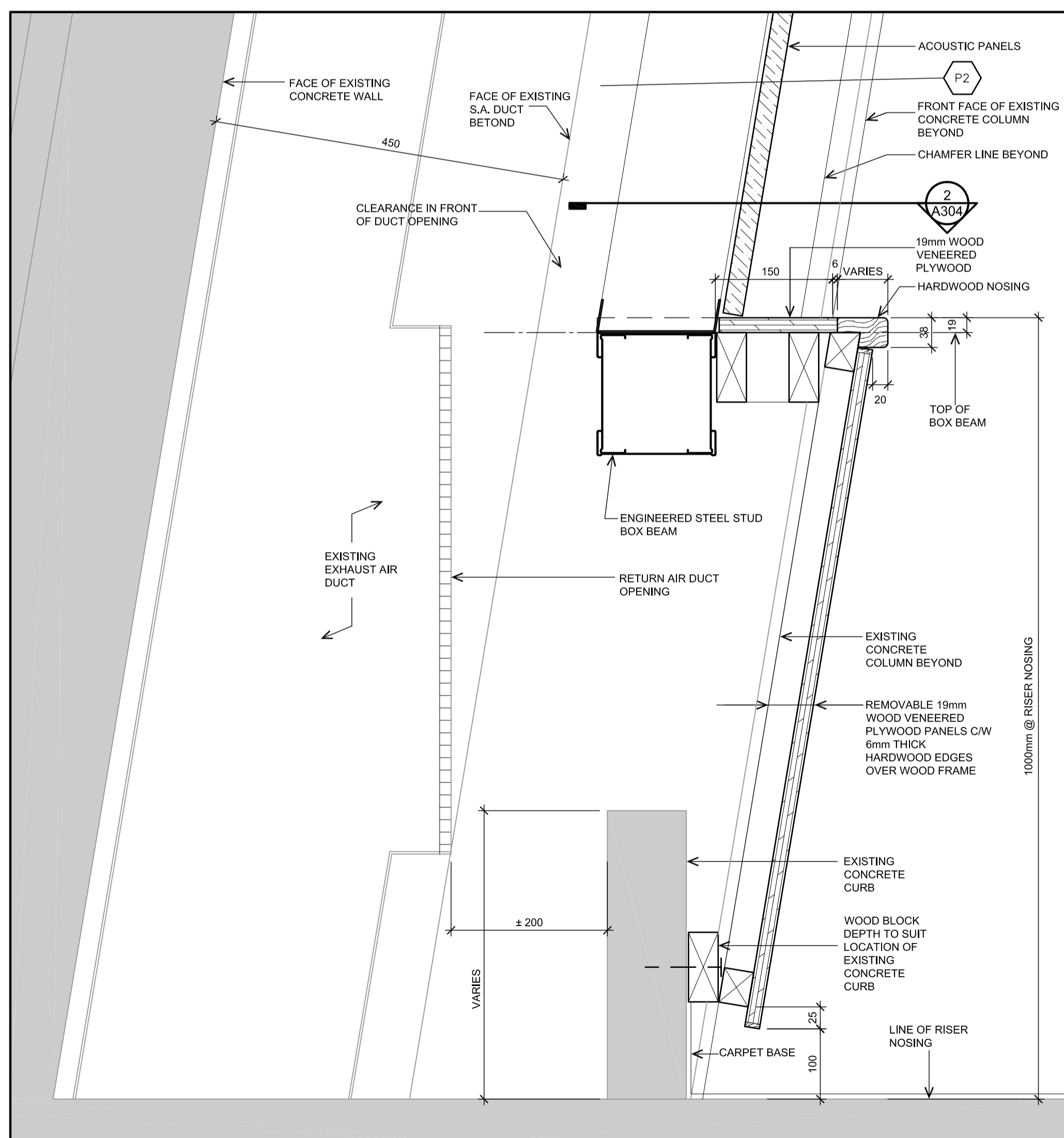
4 SECTION DETAIL
A303 1:10



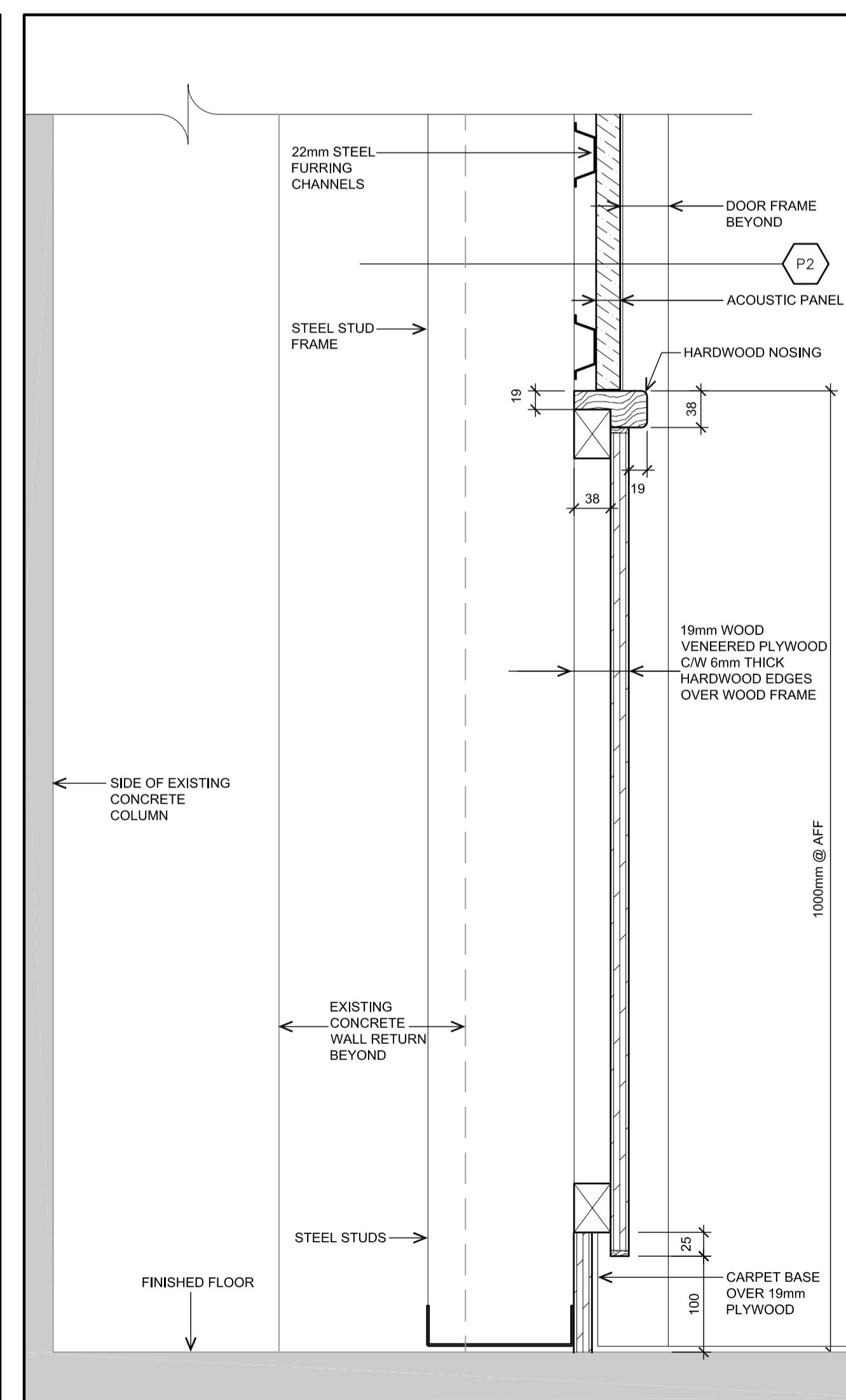
2 AUDITORIUM- TYPICAL WALL SECTION
A303 1:20



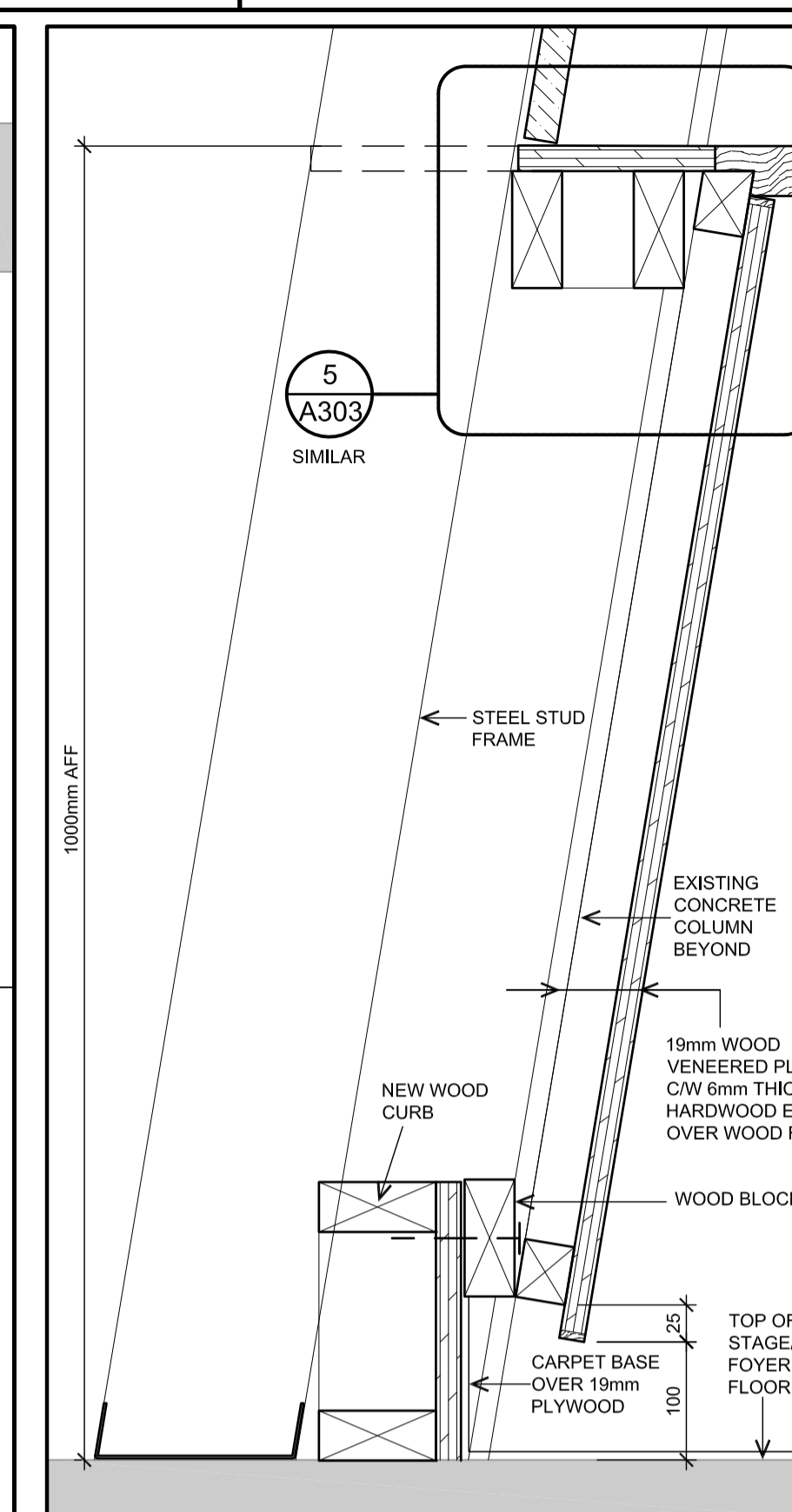
3 AUDITORIUM- SECTION DETAIL
A303 1:10



5 AUDITORIUM- TYPICAL SECTION DETAIL
A303 1:5



6 WOOD PANEL SECTION DETAIL @ DOOR 100.1
A303 1:5



7 PANEL BASE @ DOOR 100.1
A303 1:10

WALL TYPES

NEW WALLS


- P1 16mm GYPSUM BOARD
92mm STEEL STUDS @ 400 O/C
- P2 25mm THICK ACOUSTIC PANELS
100mm x 16mm THICK HORIZONTAL
PLYWOOD STRAPPINGS CONTINUOUS
AT ALL CLIPPING LOCATIONS
92mm 20ga. STEEL STUDS @ 400mm
MAX.

1 2017 09 29 ISSUED FOR TENDER M.T.

grc architects

47 Clarence Street, Suite 401,
Ottawa, Ontario K1N 9K1
t613-241.8203, f613-241.4180
info@grcarchitects.com www.grcarchitects.com

north point



project title

**CFIA AUDITORIUM
BREAK AREAS &
C-WING MILLWORK**

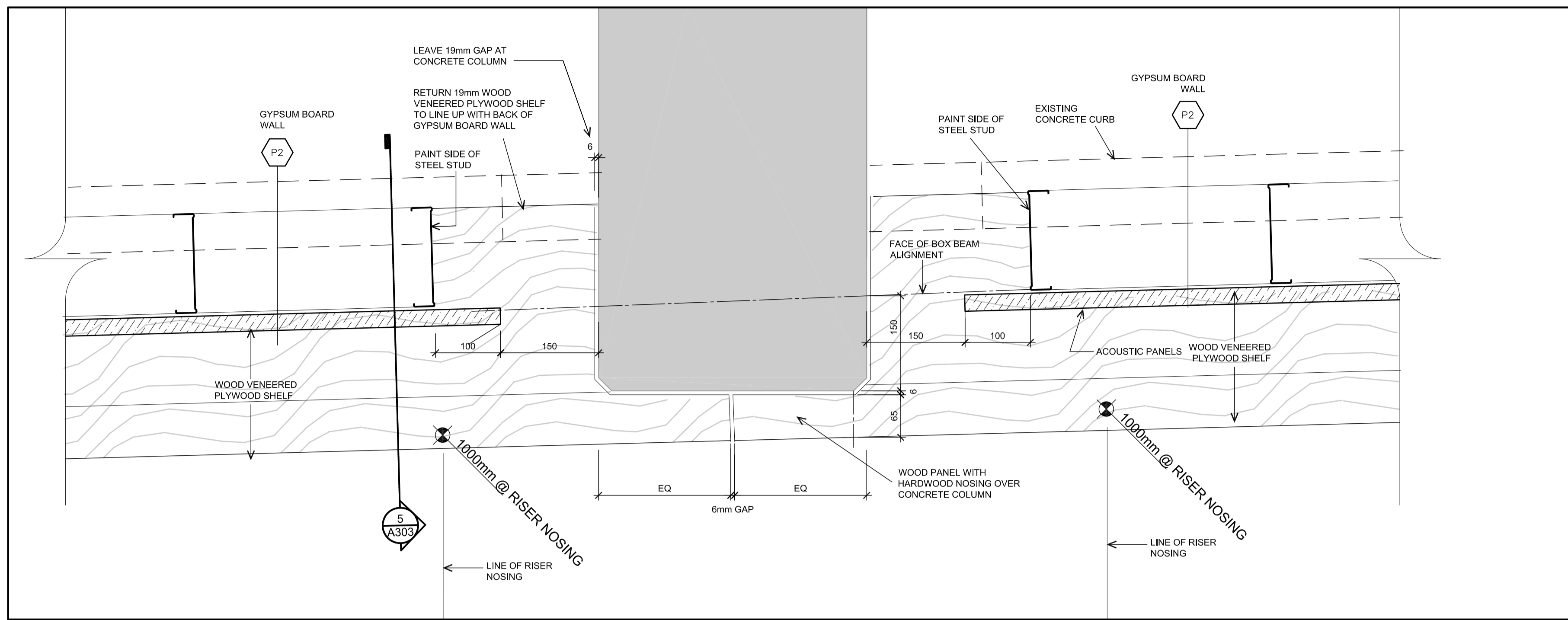
3851 Fallowfield Road, Nepean Ontario

drawing title

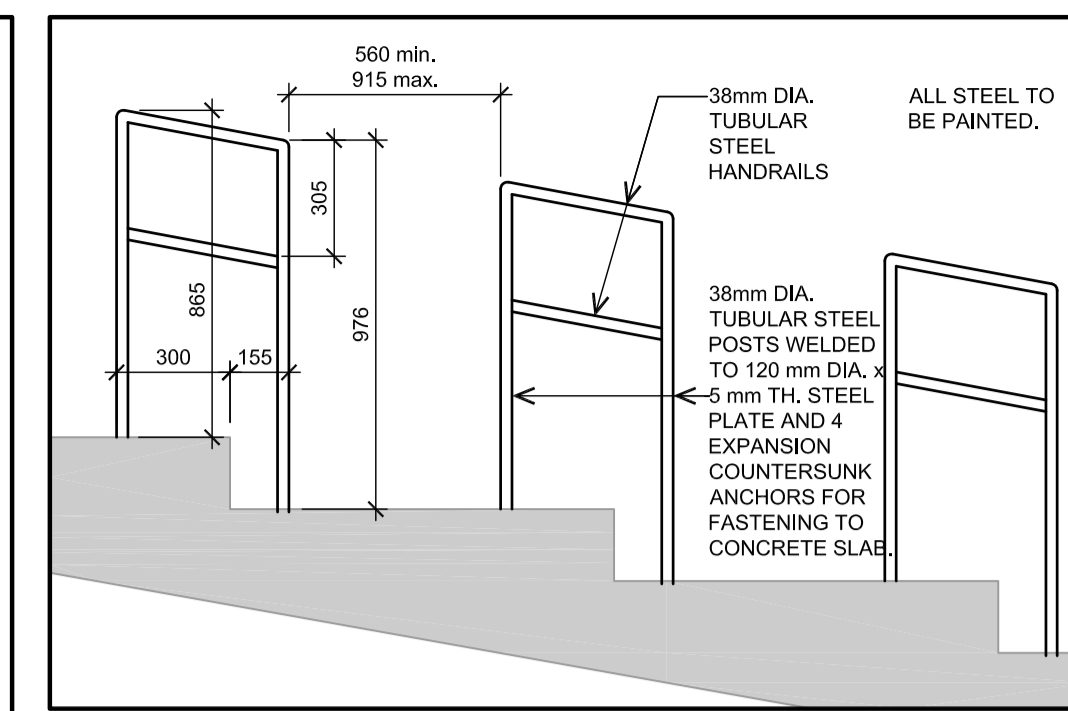
**WALL SECTIONS/
DETAILS**

date	job.no.
scales	1217
drawn GV.	drawing no.
approved	A303
plot date September 29, 2017	

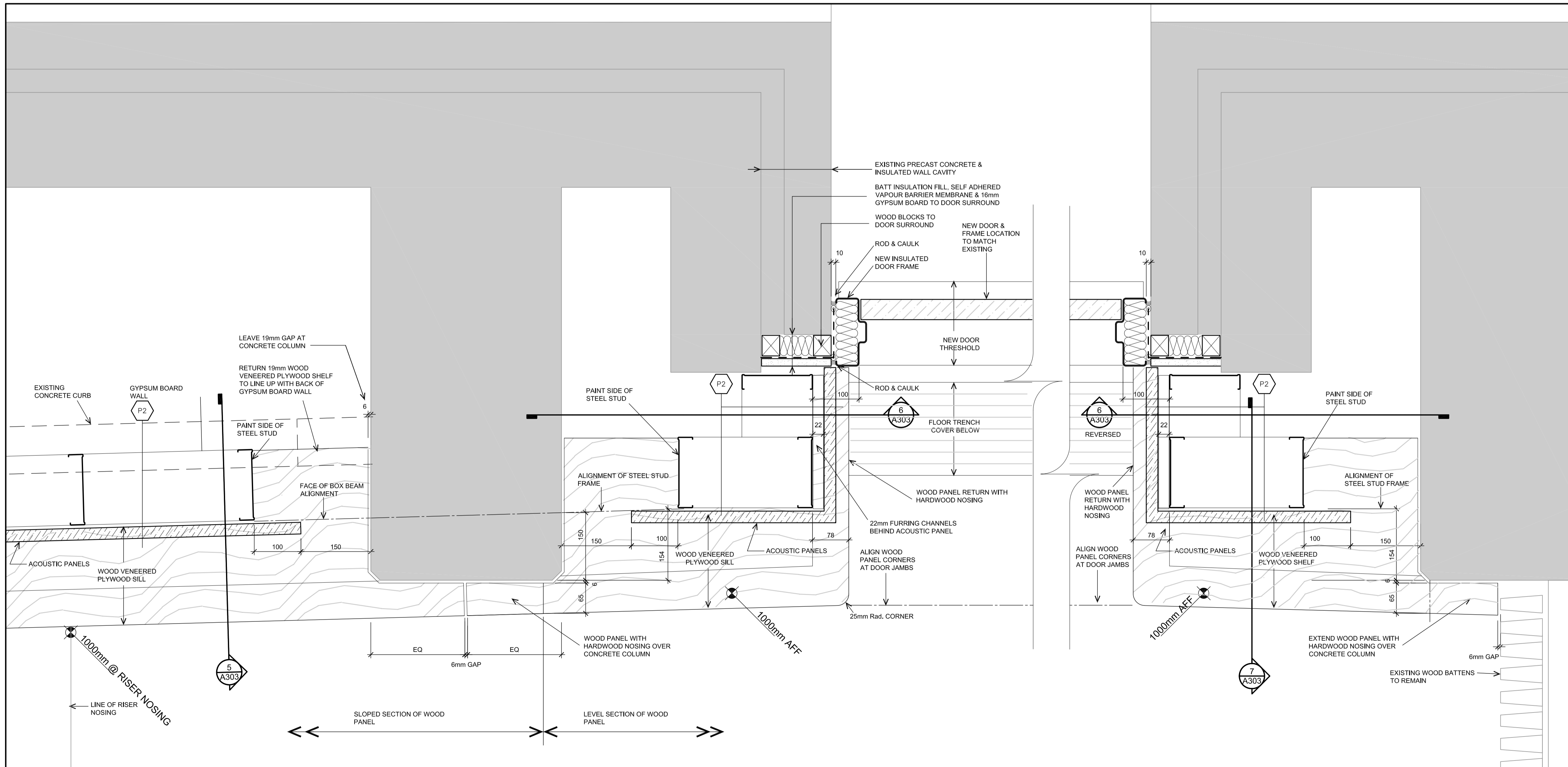
1 DO NOT SCALE THIS DRAWING.
2 CONTRACTOR TO VERIFY ALL DIMENSIONS AND NOTIFY THE ARCHITECT OF ANY DISCREPANCIES BEFORE WORK COMMENCES.
3 THIS DRAWING TO BE READ IN CONJUNCTION WITH THE FOLLOWING DRAWINGS: STRUCTURAL, MECHANICAL, ELECTRICAL.



2 AUDITORIUM - PLAN DETAIL AT COLUMN TYPICAL
A304 1:5



1 AUDITORIUM- HANDRAIL DETAIL TYP.
A304 1:20



3 AUDITORIUM - PLAN DETAIL AT DOOR JAMB
A304 1:5

WALL TYPES

- NEW WALLS
- P1 16mm GYPSUM BOARD
92mm STEEL STUDS @ 400 O/C
 - P2 25mm THICK ACOUSTIC PANELS
100mm x 16mm THICK HORIZONTAL
PLYWOOD STRAPPINGS CONTINUOUS
AT ALL CLIPPING LOCATIONS.
92mm 20ga. STEEL STUDS @ 400mm
MAX.

1 2017 09 29 ISSUED FOR TENDER M.T.

grc architects

47 Clarence Street, Suite 401,
Ottawa, Ontario K1N 9K1
t613.241.8203, f613.241.4180
info@grcarchitects.com www.grcarchitects.com

north point



professional stamp
ONTARIO ASSOCIATION
OF ARCHITECTS
MARTIN PIERRE TITTE
LICENCE 4969

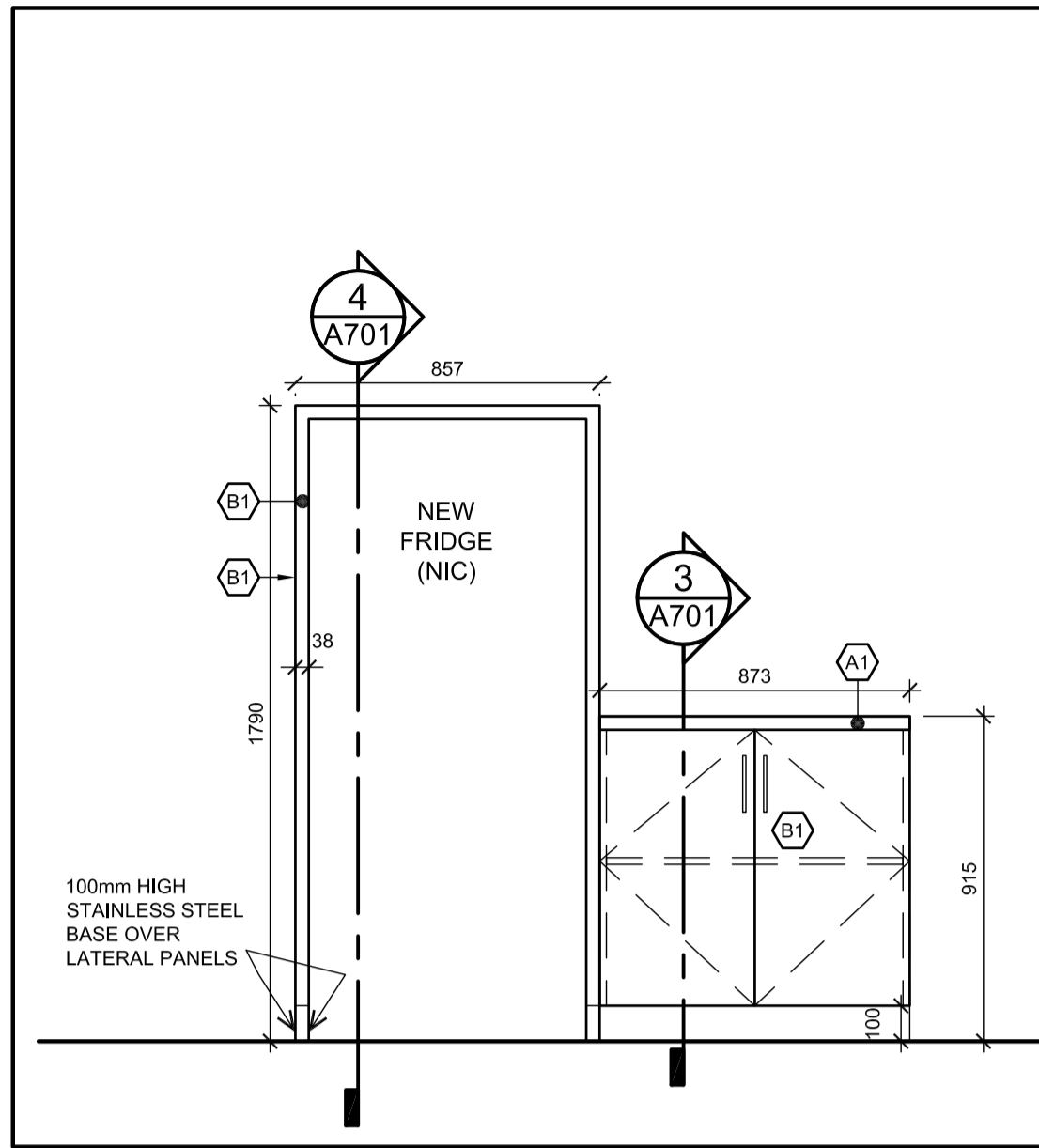
project title
**CFIA AUDITORIUM
BREAK AREAS &
C-WING MILLWORK**
3851 Fallowfield Road, Nepean Ontario

drawing title
DETAILS

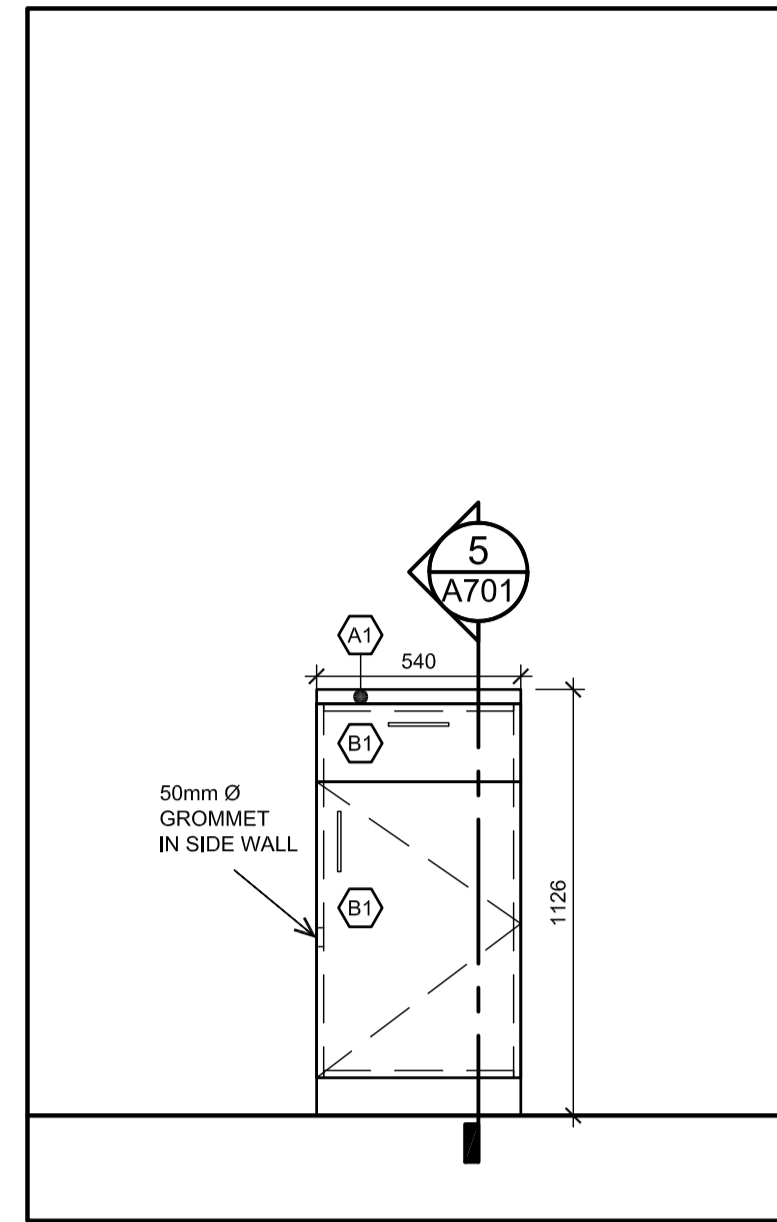
date	job.no.
scales	1217
drawn GV.	drawing no.
approved	A304
plot date September 29, 2017	

1 DO NOT SCALE THIS DRAWING.
2 CONTRACTOR TO VERIFY ALL DIMENSIONS AND NOTIFY THE ARCHITECT OF ANY DISCREPANCIES BEFORE WORK COMMENCES.
3 THIS DRAWING TO BE READ IN CONJUNCTION WITH THE FOLLOWING DRAWINGS: STRUCTURAL, MECHANICAL, ELECTRICAL.


FINISH LEGEND	
	PLASTIC LAMINATE FINISH
	WALNUT WOOD VENEER



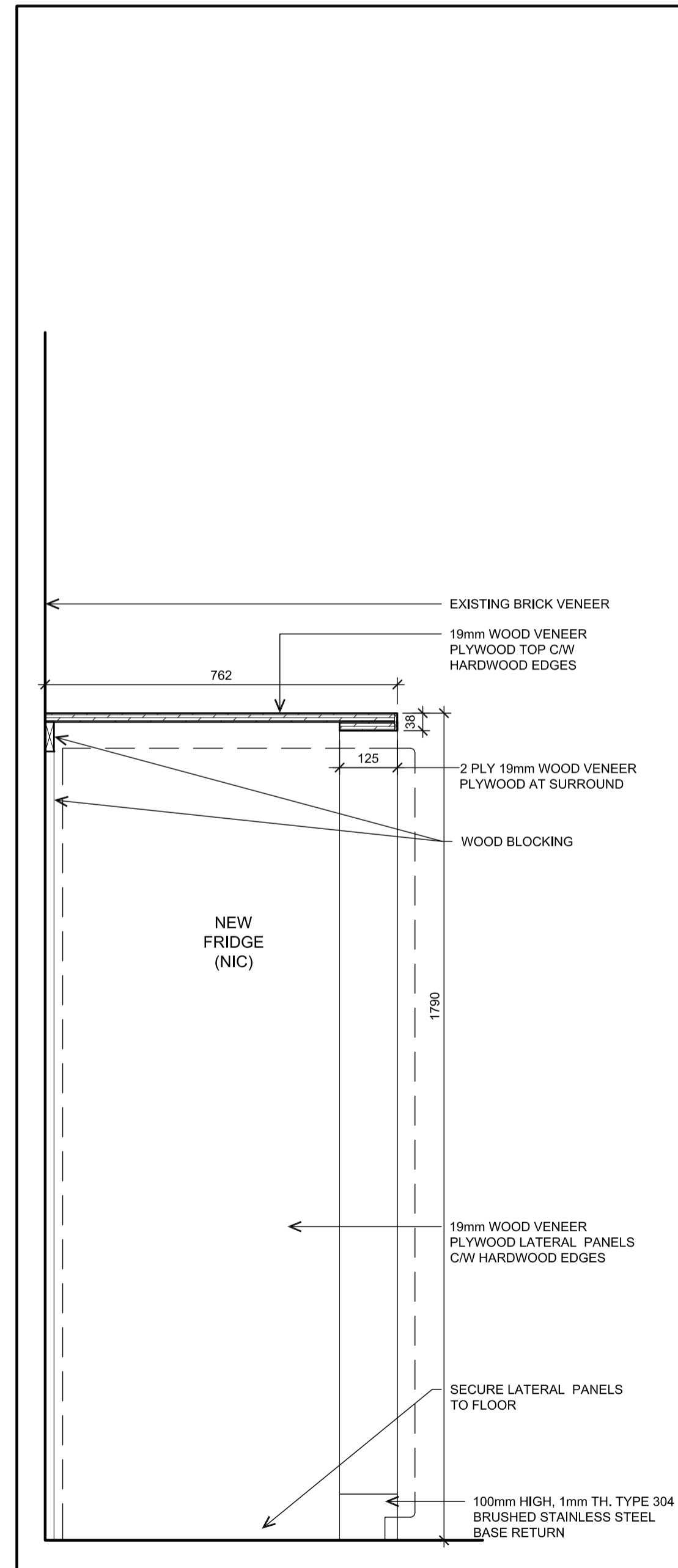
1 MW-1 ELEVATION
A701 1:20



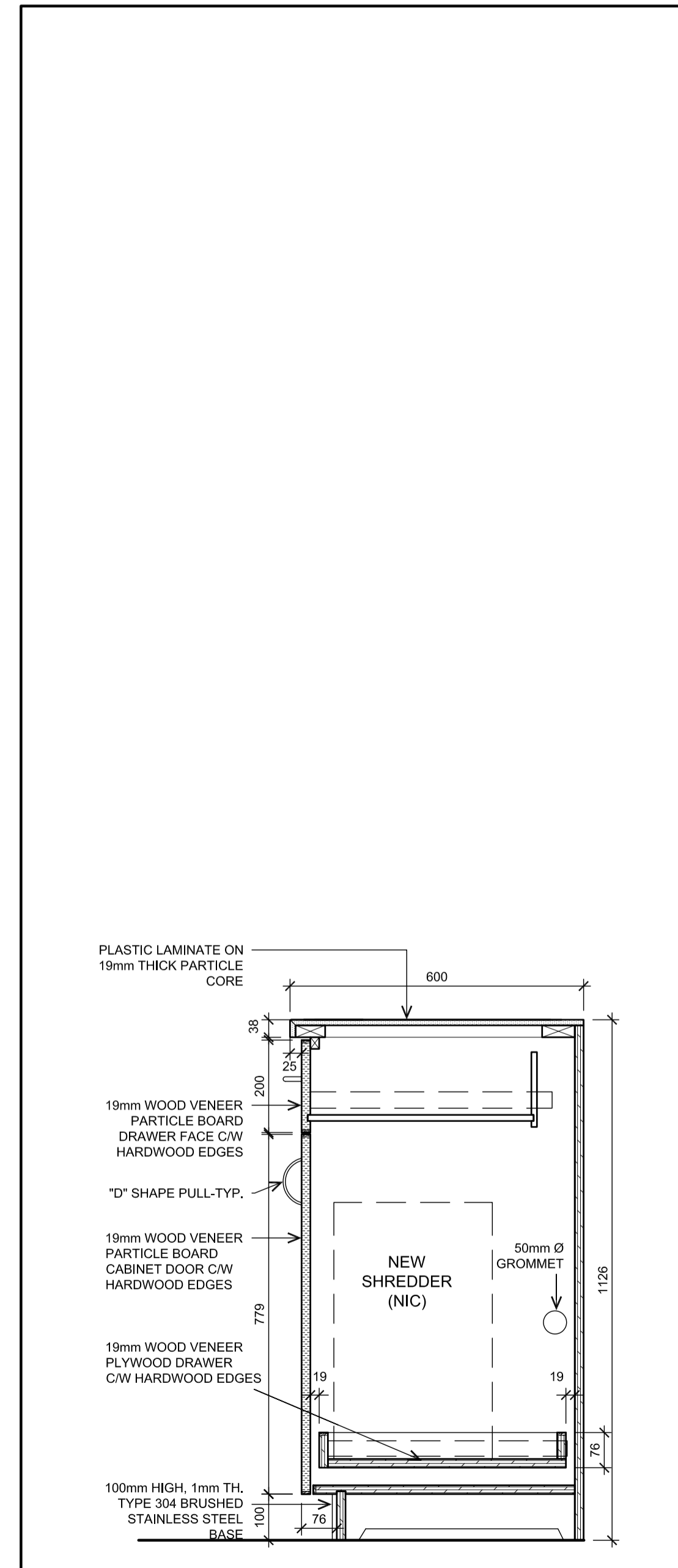
2 MW-2 ELEVATION
A701 1:20



3 MW-1 SECTION
A701 1:10



4 MW-1 SECTION 2
A701 1:10



5 MW-2
A701 1:10

1	2017 09 29	ISSUED FOR TENDER	M.T.
---	------------	-------------------	------

grc architects

47 Clarence Street, Suite 401,
Ottawa, Ontario K1N 9K1
t613.241.8203, f613.241.4180
info@grcarchitects.com www.grcarchitects.com

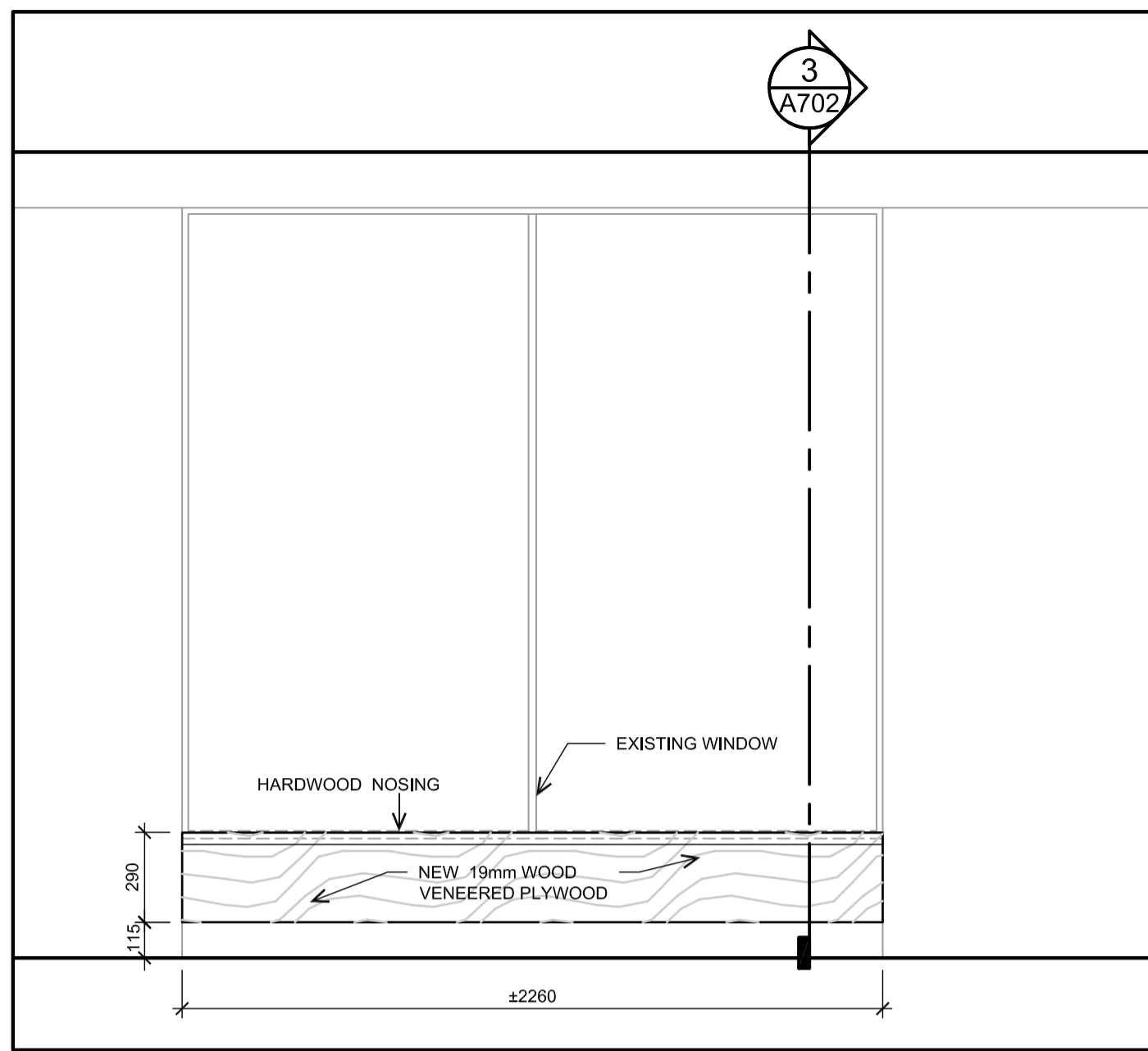
north point	professional stamp 
-------------	---

project title
**CFIA AUDITORIUM
BREAK AREAS &
C-WING MILLWORK**
3851 Fallowfield Road, Nepean Ontario

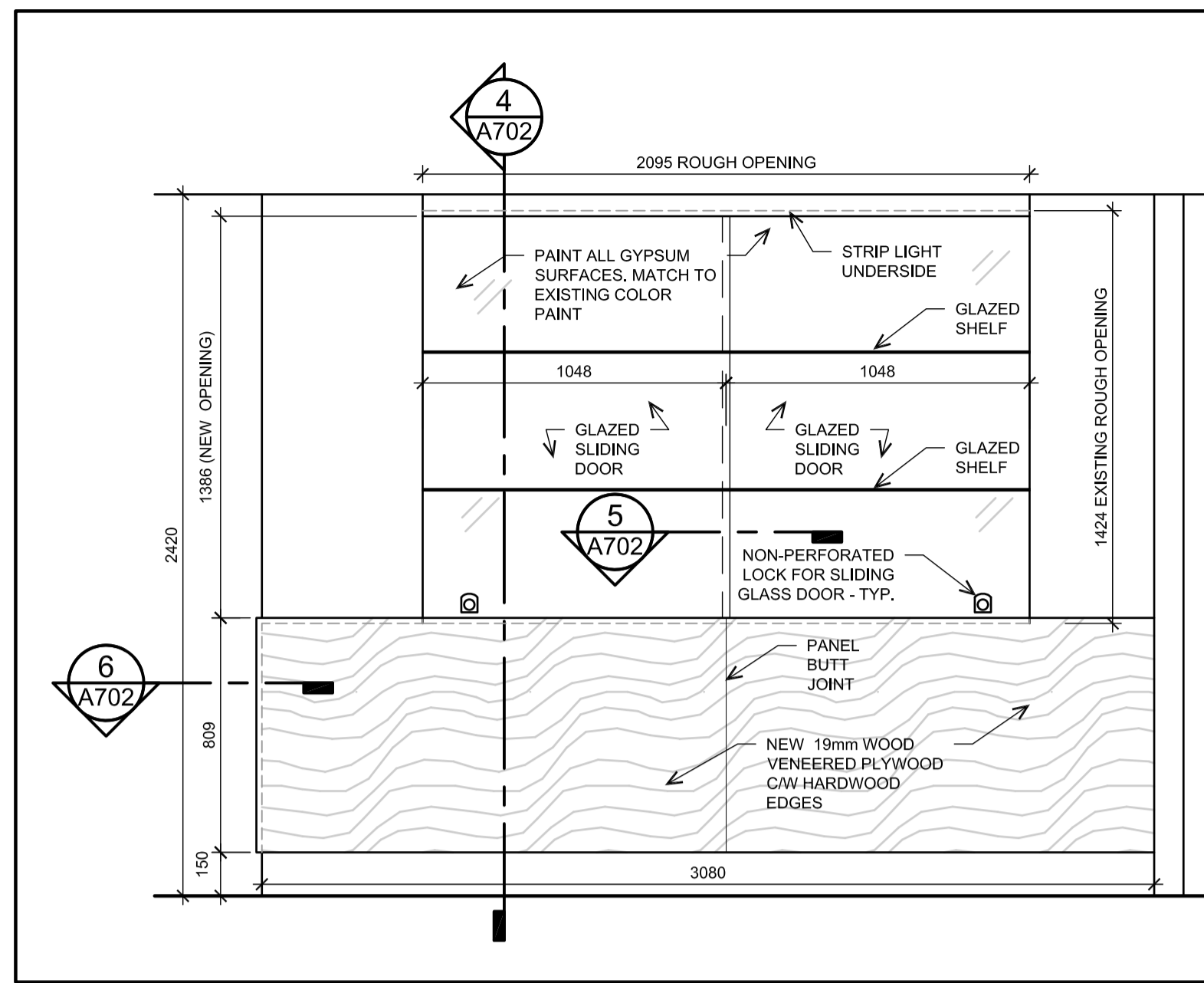
drawing title
MILLWORK

date	job.no.
scales	1217
drawn CV.	drawing no.
approved	A701
plot date	September 29, 2017

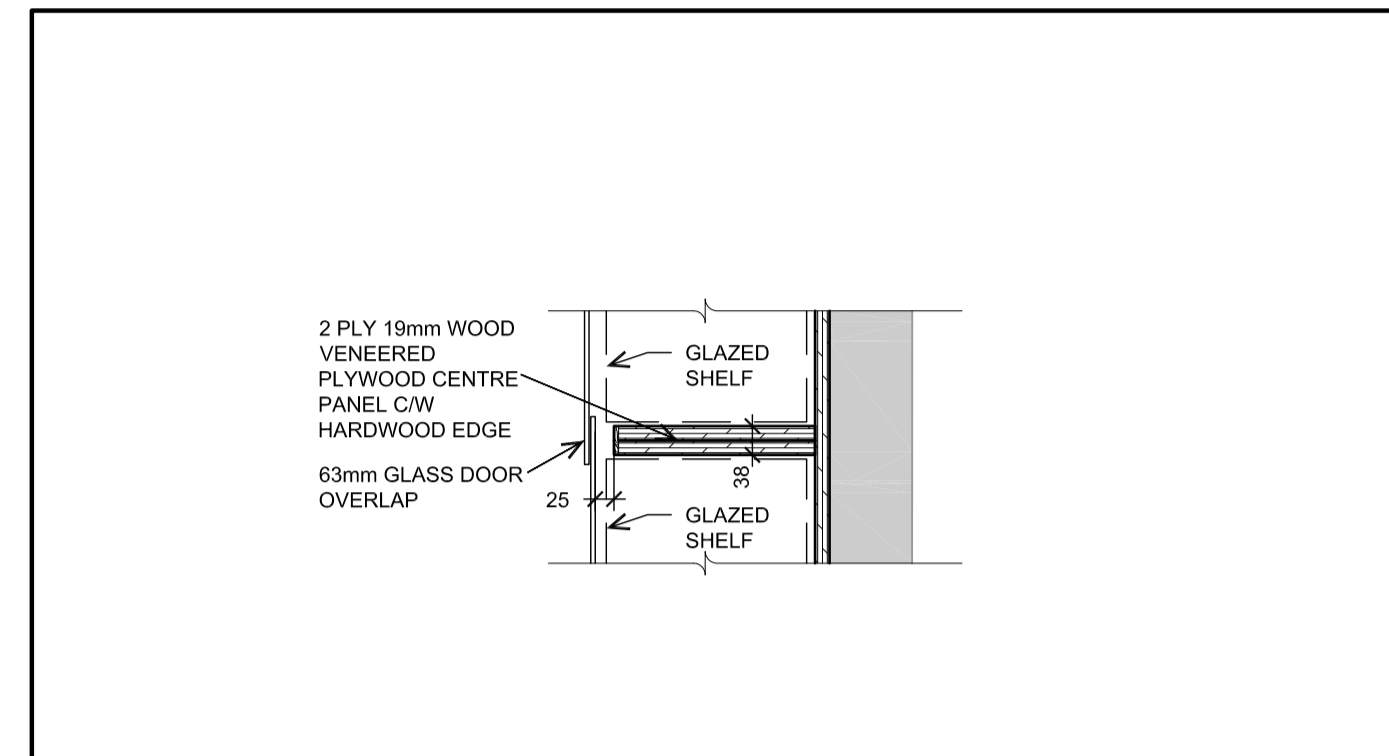
1 DO NOT SCALE THIS DRAWING.
2 CONTRACTOR TO VERIFY ALL DIMENSIONS AND NOTIFY THE ARCHITECT OF ANY DISCREPANCIES BEFORE WORK COMMENCES.
3 THIS DRAWING TO BE READ IN CONJUNCTION WITH THE FOLLOWING DRAWINGS: STRUCTURAL, MECHANICAL, ELECTRICAL.



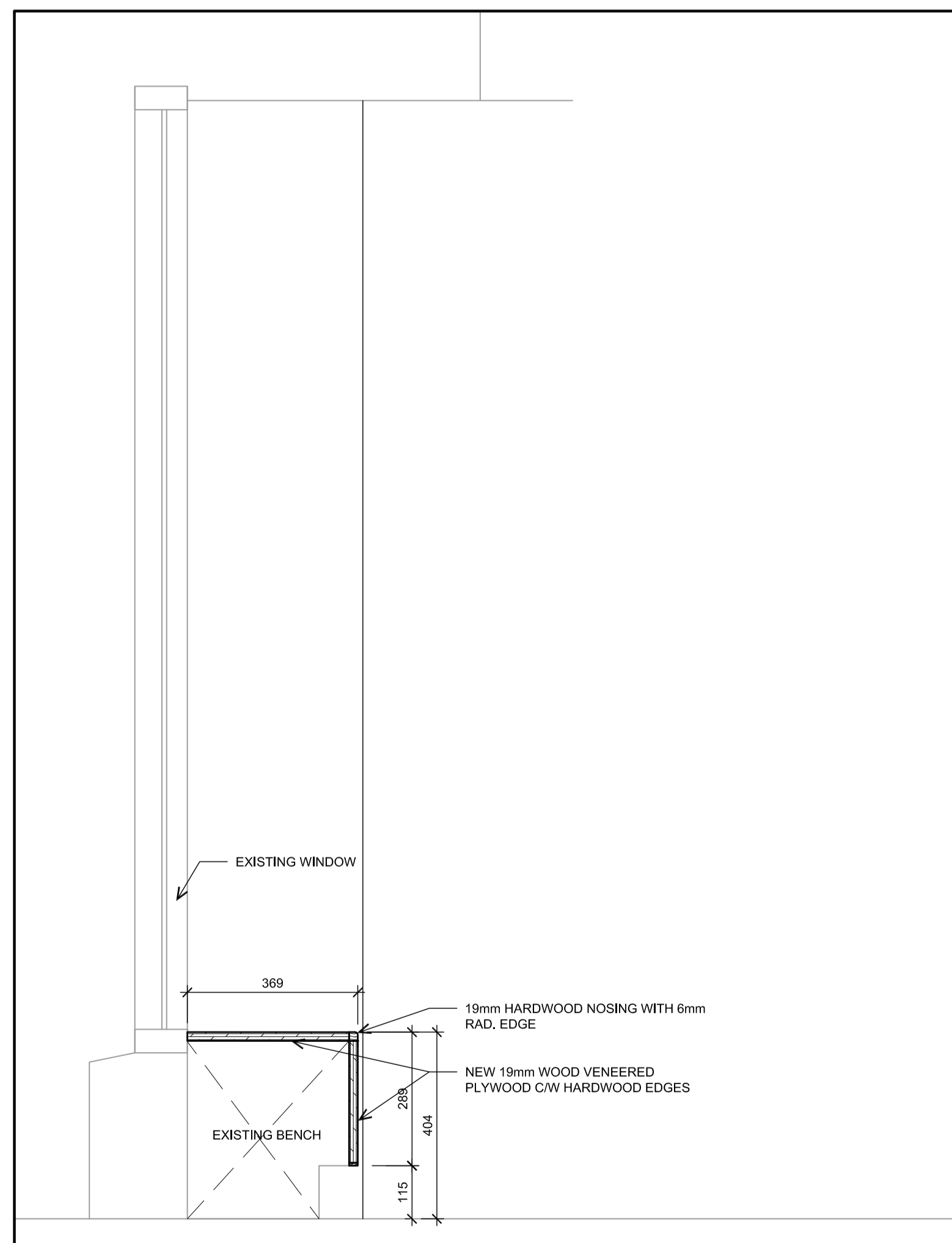
1 MW3-ELEVATION
A702 1:20



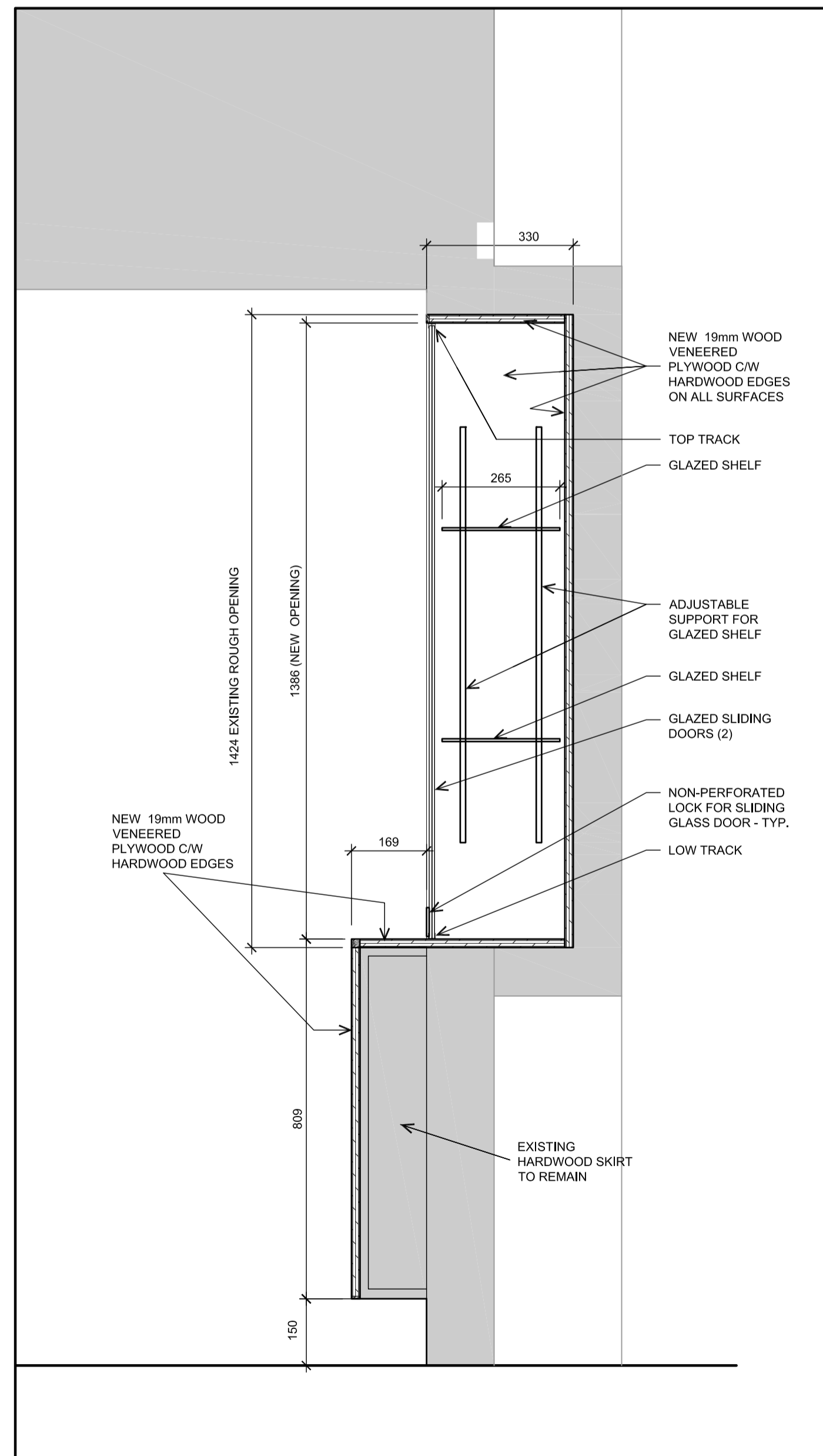
2 MW-4 ELEVATION
A702 1:20



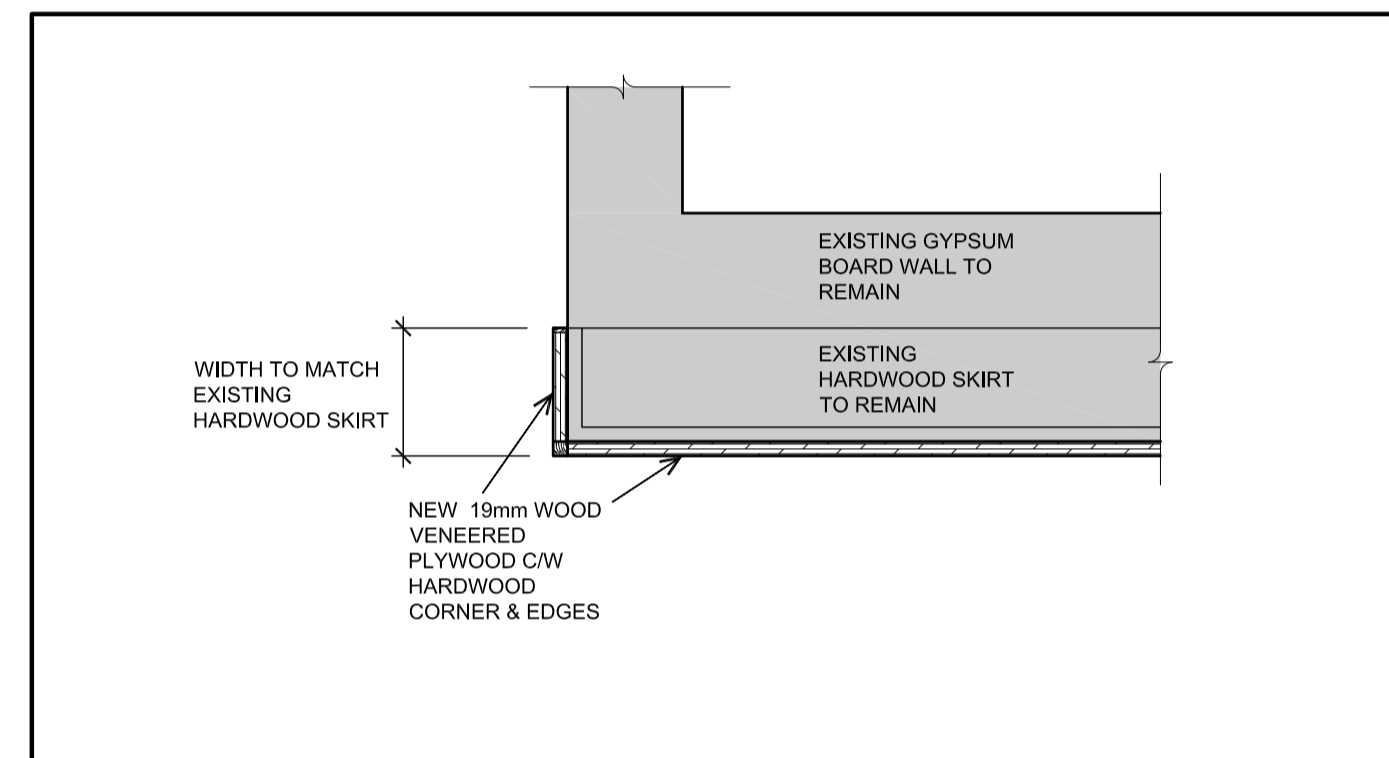
5 MW-4 PLAN DETAIL
A702 1:10



3 MW-3 SECTION
A702 1:10



4 MW-4 SECTION
A702 1:10



6 MW-4 PLAN DETAIL
A702 1:10

1 2017 09 29 ISSUED FOR TENDER M.T.

grc architects

47 Clarence Street, Suite 401,
Ottawa, Ontario K1N 9K1
t613-241.8203, f613-241.4180
info@grcarchitects.com www.grcarchitects.com

north point

professional stamp

project title
**CFIA AUDITORIUM
 BREAK AREAS &
 C-WING MILLWORK**
 3851 Fallowfield Road, Nepean Ontario

drawing title
MILLWORK

date	job.no.
scales	1217
drawn CV.	drawing no.
approved	A702
plot date	September 29, 2017

1 DO NOT SCALE THIS DRAWING.
 2 CONTRACTOR TO VERIFY ALL DIMENSIONS AND NOTIFY THE ARCHITECT OF ANY DISCREPANCIES BEFORE WORK COMMENCES.
 3 THIS DRAWING TO BE READ IN CONJUNCTION WITH THE FOLLOWING DRAWINGS: STRUCTURAL, MECHANICAL, ELECTRICAL.