



RETURN BIDS TO:

RETOURNER LES SOUMISSIONS À:

Travaux publics et Services gouvernementaux
Canada

Place Bonaventure,
800 rue de la Gauchetière Ouest
Voir aux présentes - See herein
Montréal

Québec
H5A 1L6

FAX pour soumissions: (514) 496-3822

**SOLICITATION AMENDMENT
MODIFICATION DE L'INVITATION**

The referenced document is hereby revised; unless otherwise indicated, all other terms and conditions of the Solicitation remain the same.

Ce document est par la présente révisé; sauf indication contraire, les modalités de l'invitation demeurent les mêmes.

Comments - Commentaires

Vendor/Firm Name and Address

Raison sociale et adresse du
fournisseur/de l'entrepreneur

Issuing Office - Bureau de distribution

Travaux publics et Services gouvernementaux Canada
Place Bonaventure,
800 rue de la Gauchetière Ouest
Voir aux présentes - See herein
Montréal
Québec
H5A 1L6

Title - Sujet Mobilier AMA - SA Furniture	
Solicitation No. - N° de l'invitation EF245-181519/A	Amendment No. - N° modif. 003
Client Reference No. - N° de référence du client EF245-18-1519	Date 2017-11-27
GETS Reference No. - N° de référence de SEAG PW-SMTA-160-14602	
File No. - N° de dossier MTA-7-40233 (160)	CCC No./N° CCC - FMS No./N° VME
Solicitation Closes - L'invitation prend fin at - à 02:00 PM on - le 2017-12-04	
Time Zone Fuseau horaire Heure Normale du l'Est HNE	
F.O.B. - F.A.B. Plant-Usine: <input type="checkbox"/> Destination: <input checked="" type="checkbox"/> Other-Autre: <input type="checkbox"/>	
Address Enquiries to: - Adresser toutes questions à: Asquino, Carolina	Buyer Id - Id de l'acheteur mta160
Telephone No. - N° de téléphone (514) 496-3549 ()	FAX No. - N° de FAX (514) 496-3822
Destination - of Goods, Services, and Construction: Destination - des biens, services et construction:	

Instructions: See Herein

Instructions: Voir aux présentes

Delivery Required - Livraison exigée	Delivery Offered - Livraison proposée
Vendor/Firm Name and Address Raison sociale et adresse du fournisseur/de l'entrepreneur	
Telephone No. - N° de téléphone Facsimile No. - N° de télécopieur	
Name and title of person authorized to sign on behalf of Vendor/Firm (type or print) Nom et titre de la personne autorisée à signer au nom du fournisseur/de l'entrepreneur (taper ou écrire en caractères d'imprimerie)	
Signature	Date

AMENDMENT 003

This amendment 003 is raised for the following:

- 1) Amend the solicitation closing date
- 2) Respond to questions received during the period of solicitation

The closing date has been extended to December 4, 2017 by 2 pm EST.

Q11. Please specify height of modesty panels for following points :

- a) Page 8, Category 1, 5^e floor, point 14
- b) Page 8, Category 1, 5^e floor, point 17
- c) Page 9, Category 1, 6^e floor, point 27
- d) Page 9, Category 1, 6^e floor, point 31
- e) Page 42, Annex C, 6^e floor, point 21

A11. Please standardize the height for modesty panels for all the furniture, see plan for reference (modesty $\frac{3}{4}$).

Q12. Page 8, point 17, table 30x66 modestie plein ou demi ? Page, 8 point 7, for table 30x66 full or half modesty panels ?

A12. See precision on plan. Standardize all the modesty panel for all furniture when required.

Q13. Page 9, point 27, fixe table 36x72 quantity 2 but 3 needed : local 630-655-643

A13. I confirm the need is 3 tables 36x72 as plan.

Q14. In amendment 001 you mention that it is important that the wire manager is to be of oval shape. The BX has a rubber sleeve that is of 1" of circumference, please confirm is this is convenient.

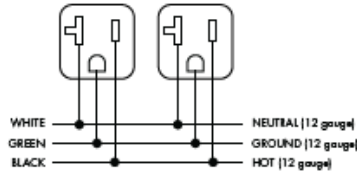
A14. The flexible cord must be oval in diameter to allow it to be inserted into the "Connectrac" gutters. See the "Connectrac" information on pages 2 and 3 for the interior spaces of the gutters. Connectrac cables are of oval shape.

ALL OTHER TERMS AND CONDITIONS REMAIN THE SAME.

WIRING DIAGRAMS

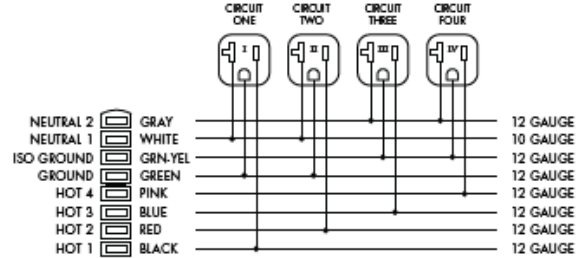
SINGLE DUPLEX RECEPTACLE SYSTEMS

PS-I-XXX, PS-A-IN-XXX



MODULAR RECEPTACLE SYSTEMS

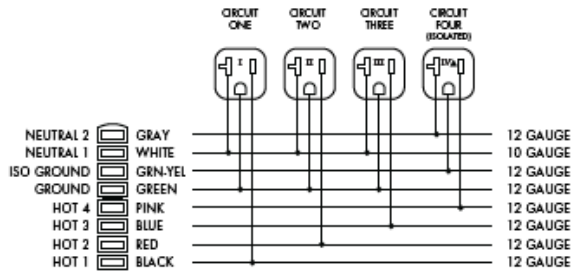
PM-RECM-DP-X, PM-RECM-QD-XXXX



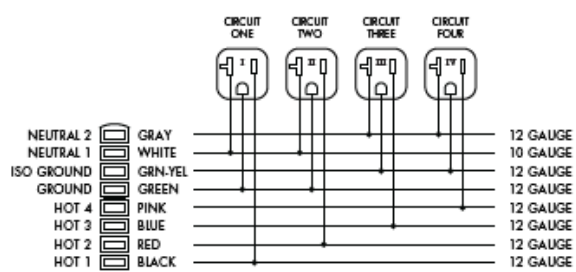
4-CIRCUIT CONNECTION MONUMENT

PS-M-XXX

3+1 WIRING OPTION:

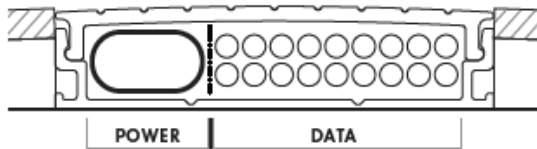


2+2 WIRING OPTION:



NOTE: The 4-circuit connection monument can utilize either of the above wiring schemes

CABLE FILL CAPACITY



INSIDE DIMENSIONS: 3.1" x .6"

OUTSIDE DIMENSIONS: 3.7" x .62" with flooring

SHIELDING for low voltage cabling is provided by Connectrac's special galvanized steel flex conduit.

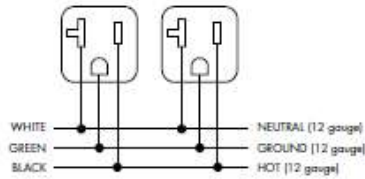
STANDARD CABLE FILL CAPACITIES:	Cat 6
Using Single Power device (ref. page 5)	18
Using Modular Power device (ref. page 6)	6

NOTE: Typical Cat6 cables are used as a benchmark for communications cable capacity within the wireway. The actual number of cables that can be accommodated will vary based on the dimensions of the cabling, which varies by manufacturer.

WIRING DIAGRAMS

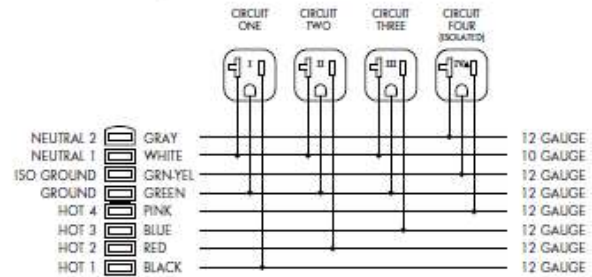
SINGLE DUPLEX RECEPTACLE SYSTEMS

PS-I-XXX, PS-A-IN-XXX



MODULAR RECEPTACLE SYSTEMS

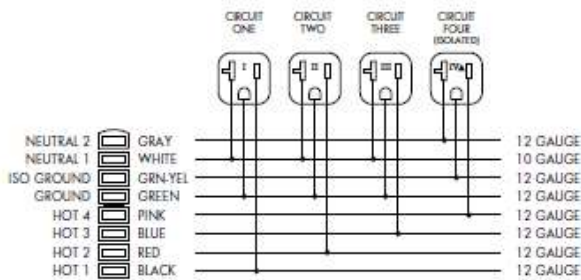
PM-RECM-DP-X, PM-RECM-QD-XXXX



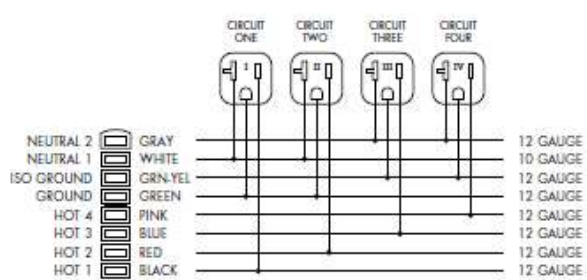
4-CIRCUIT CONNECTION MONUMENT

PM-M-XXX

3+1 WIRING OPTION:



2+2 WIRING OPTION:



NOTE: The 4-circuit connection monument can utilize either of the above wiring schemes

CABLE FILL CAPACITY



Voice / Data / AV cabling can be placed alongside power in the wireway channel. Shielding for the low voltage cabling is provided by Connectrac's special steel flex conduit.

STANDARD FILL CAPACITIES:	Cat 5e	Cat 6	Cat 6a
Cable OD (varies by manufacturer)	.21"	.25"	.354"
Cable cross sectional area	.035"	.035"	.035"
Max cables in wireway with power conduit	25	18	*

* The number of Cat 6A cables must be determined by the communications system designer due to the special installation requirements of Cat 6A cables.