



RETURN BIDS TO:

RETOURNER LES SOUMISSIONS À:

Bid Receiving Public Works and Government
Services Canada/Réception des soumissions Travaux
publics et Services gouvernementaux Canada
800 Burrard Street, Room 219
800, rue Burrard, pièce 219
Vancouver
British Columbia
V6Z 0B9
Bid Fax: (604) 775-9381

SOLICITATION AMENDMENT MODIFICATION DE L'INVITATION

The referenced document is hereby revised; unless otherwise
indicated, all other terms and conditions of the Solicitation
remain the same.

Ce document est par la présente révisé; sauf indication contraire,
les modalités de l'invitation demeurent les mêmes.

Comments - Commentaires

Vendor/Firm Name and Address
Raison sociale et adresse du
fournisseur/de l'entrepreneur

Issuing Office - Bureau de distribution
Public Works and Government Services Canada - Pacific
Region
800 Burrard Street, Room 219
800, rue Burrard, pièce 219
Vancouver
British C
V6Z 0B9

Title - Sujet Asphalt Parking Lot Additions	
Solicitation No. - N° de l'invitation F1737-171004/A	Amendment No. - N° modif. 003
Client Reference No. - N° de référence du client F1737-171004	Date 2018-01-05
GETS Reference No. - N° de référence de SEAG PW-\$PWY-036-8261	
File No. - N° de dossier PWY-7-40276 (036)	CCC No./N° CCC - FMS No./N° VME
Solicitation Closes - L'invitation prend fin at - à 02:00 PM on - le 2018-01-12	
Time Zone Fuseau horaire Pacific Standard Time PST	
F.O.B. - F.A.B. Plant-Usine: <input type="checkbox"/> Destination: <input checked="" type="checkbox"/> Other-Autre: <input type="checkbox"/>	
Address Enquiries to: - Adresser toutes questions à: Martin (PWY), Delia	Buyer Id - Id de l'acheteur pwy036
Telephone No. - N° de téléphone (778) 707-2139 ()	FAX No. - N° de FAX (604) 775-6633
Destination - of Goods, Services, and Construction: Destination - des biens, services et construction: DFO - Institute of Ocean Sciences - Sidney, BC	

Instructions: See Herein

Instructions: Voir aux présentes

Delivery Required - Livraison exigée	Delivery Offered - Livraison proposée
Vendor/Firm Name and Address Raison sociale et adresse du fournisseur/de l'entrepreneur	
Telephone No. - N° de téléphone Facsimile No. - N° de télécopieur	
Name and title of person authorized to sign on behalf of Vendor/Firm (type or print) Nom et titre de la personne autorisée à signer au nom du fournisseur/ de l'entrepreneur (taper ou écrire en caractères d'imprimerie)	
Signature	Date

Les documents français seront disponibles sur demande.

This Amendment #003 is raised to issue the following changes:

- 1: Provide names of the Optional Site Visit Attendees
- 2: Update Annex A – Certificate of Insurance
- 3: Issue Addendum #02

1: Optional Site Visit Attendees

Brunnell Construction
Socor Contracting
C-1 Contractors Ltd.
Saanichton Development Ltd.

2: Update Annex A – Certificate of Insurance

DELETE:

Annex A – Certificate of Insurance – Page 1 and 2

ADD:

Annex A – Certificate of Insurance (Revised) – Page 1 and 2 attached herein.

3: Issue Addendum #02

This Amendment #003 is also raised to issue Addendum #02.

Please see Addendum #02 herein.

The addendum will form part of the contract documents.

All other terms and conditions remain unchanged.

Solicitation No. - N° de l'invitation
F1737-171004/A

Amd. No. - N° de la modif.
003

Buyer ID - Id de l'acheteur
pwy036

Client Ref. No. - N° de réf. du client
F1737-171004

File No. - N° du dossier
PWY-7-40276

CCC No./N° CCC - FMS No./N° VME

ANNEX A - CERTIFICATE OF INSURANCE – Revised (Not required at solicitation closing)



Travaux publics et
Services gouvernementaux
Canada

Public Works and
Government Services
Canada

CERTIFICATE OF INSURANCE

Page 1 of 2

Description and Location of Work Asphalt Parking Lot Additions – Institute of Ocean Sciences (IOS), 9860 West Saanich Road, Sidney, BC, V8L 4B2	Contract No. F1737-171004/001/PWY
	Project No.

Name of Insurer, Broker or Agent	Address (No., Street)	City	Province	Postal Code
Name of Insured (Contractor)	Address (No., Street)	City	Province	Postal Code
Additional Insured <i>Her Majesty the Queen in Right of Canada as represented by the Minister of Public Works and Government Services</i>				

Type of Insurance	Insurer Name and Policy Number	Inception Date D / M / Y	Expiry Date D / M / Y	Limits of Liability		
				Per Occurrence	Annual General Aggregate	Completed Operations Aggregate
Commercial General Liability Umbrella/Excess Liability				\$	\$	\$
				\$	\$	\$
Builder's Risk / Installation Floater				\$		

I certify that the above policies were issued by insurers in the course of their Insurance business in Canada, are currently in force and include the applicable insurance coverage's stated on page 2 of this Certificate of Insurance, including advance notice of cancellation / reduction in coverage.

Name of person authorized to sign on behalf of Insurer(s) (Officer, Agent, Broker)

Telephone number

Signature

Date D / M / Y

CERTIFICATE OF INSURANCE Page 2 of 2

General

The insurance policies required on page 1 of the Certificate of Insurance must be in force and must include the insurance coverage listed under the corresponding type of insurance on this page.

The policies must insure the Contractor and must include Her Majesty the Queen in Right of Canada as represented by the Minister of Public Works and Government Services as an additional Insured.

The Policy shall be endorsed to provide the Owner with not less than 30 days' notice in writing in advance of any cancellation or change or amendment restricting coverage.

Without increasing the limit of liability, the policies must protect all insured parties to the full extent of coverage provided. Further, the policies must apply to each Insured in the same manner and to the same extent as if a separate policy had been issued to each.

Commercial General Liability

The insurance coverage provided must not be substantially less than that provided by the latest edition of IBC Form 2100.

The policy must either include or be endorsed to include coverage for the following exposures or hazards if the Work is subject thereto:

- (a) Blasting.
- (b) Pile driving and caisson work.
- (c) Underpinning.
- (d) Removal or weakening of support of any structure or land whether such support be natural or otherwise if the work is performed by the insured contractor.

The policy must have the following minimum limits:

- (a) **\$5,000,000** Each Occurrence Limit;
- (b) **\$10,000,000** General Aggregate Limit per policy year if the policy contains a General Aggregate; and
- (c) **\$5,000,000** Products/Completed Operations Aggregate Limit.

Umbrella or excess liability insurance may be used to achieve the required limits.

Builder's Risk / Installation Floater

The insurance coverage provided must not be less than that provided by the latest edition of IBC Forms 4042 and 4047.

The policy must permit use and occupancy of any of the projects, or any part thereof, where such use and occupancy is for the purposes for which a project is intended upon completion.

The policy may exclude or be endorsed to exclude coverage for loss or damage caused by asbestos, fungi or spores, cyber and terrorism.

The policy must have a limit that is **not less than the sum of the contract value** plus the declared value (if any) set forth in the contract documents of all material and equipment supplied by Canada at the site of the project to be incorporated into and form part of the finished Work. If the value of the Work is changed, the policy must be changed to reflect the revised contract value.

The policy must provide that the proceeds thereof are payable to Canada or as Canada may direct in accordance with GC10.2, "Insurance Proceeds" (<https://buyandsell.gc.ca/policy-and-guidelines/standard-acquisition-clauses-and-conditions-manual/5/R/R2900D/2>).

<p>The following changes in the tender documents are effective immediately. This Addendum will form part of the contract documents.</p>

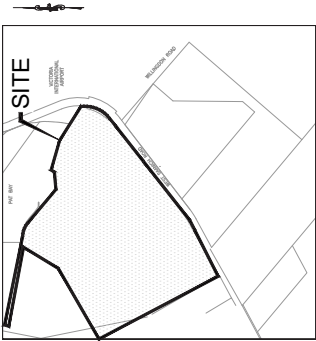
- 1: Reference updated Tender Drawings attached:

Upper Parking Lot Expansion Civil Construction Drawings - Parking Lot 'A'
existing tree noted in cloud to be removed by Institute of Ocean Science forces
which will allow for two additional parking stalls (#25, #26).

- 2: Question: Can the contractor add wing walls on the ends of the proposed
retaining wall at Parking Lot 'F'?

Answer: No, the retaining wall will remain as per tender drawings.

----End of Addendum----



LOCATION PLAN
NOT TO SCALE

GENERAL NOTES:

1. ALL WORK AND MATERIALS ARE TO BE IN ACCORDANCE WITH THE LATEST EDITION OF THE CANADIAN STANDARDS FOR CONSTRUCTION DOCUMENTS (CMDC) DOCUMENTS OF WORK.
 2. MASTER MATERIALS AND CONSTRUCTION DOCUMENTS (CMDC) DOCUMENTS OF WORK SHALL BE PROVIDED BY THE CONTRACTOR TO THE ARCHITECT FOR REVIEW AND APPROVAL.
 3. CONTRACTOR TO COMPLY WITH ALL APPLICABLE MINISTRY OF ENVIRONMENT AND DEPARTMENT OF TRANSPORTATION ACTS, REGULATIONS, ORDINANCES, BY-LAWS, AND STANDARDS.
 4. CONTRACTOR TO COORDINATE LOCATION OF EXISTING UTILITIES AT ALL CROSSINGS AND INTERSECTIONS WITH THE PROPOSED CONSTRUCTION.
 5. CONTRACTOR TO CONFIRM THAT ELEVATION, LOCATION AND JOINTS OF EXISTING ASPHALT PAVEMENT CONSTRUCTION TO PREVENT PLACEMENT OF ASPHALT OR CONCRETE.
 6. EXISTING ROADWAY TO BE MAINTAINED AND PROTECTED THROUGHOUT CONSTRUCTION.
 7. CONTRACTOR TO BE FULFILLING ALL REQUIREMENTS AS NOTED IN CONTRACT DOCUMENTS AND ON THE DRAWINGS.
 8. MINOR OBSTRUCTION ACCESS ROADS MUST REMAIN OPEN AND WITHIN THE PAVED PORTION OF THE ROADWAY.
 9. ALL TREES NOT BEING REMOVED IN THE CONSTRUCTION AREA SHALL BE PROTECTED, AND MAINTAINED AND PRESERVED.
 10. ALL LOCATIONS AND ELEVATIONS OF EXISTING UTILITIES SHOWN ARE APPROXIMATE ONLY AND SHALL BE CONFIRMED BY USE OF A PIPE LOCATOR AND MANUAL DIGGING. ALL OR ANY LOCATIONS AND ELEVATIONS OF EXISTING UTILITIES SHOWN ARE APPROXIMATE ONLY AND SHALL BE CONFIRMED BY USE OF A PIPE LOCATOR AND MANUAL DIGGING.
 11. ALL ELEVATIONS ARE TO GEODETIC DATUM AND ARE REFERENCED TO MONUMENTS 781/238 AND 781/239. ALL LOCATIONS AND ELEVATIONS OF EXISTING UTILITIES SHOWN ARE APPROXIMATE ONLY AND SHALL BE CONFIRMED BY USE OF A PIPE LOCATOR AND MANUAL DIGGING.
 12. DRAINAGES PROVIDED BY THE INSTITUTE OF OCEAN SCIENCES.
- ROAD NOTES:**
1. CONTRACTOR TO BE AWARE OF ALL DETAILS ON STREET CLOSURE ORDINANCE NOTED.
 2. CONSTRUCTION ALL TAKES IN ACCORDANCE WITH THE LATEST VERSION OF THE MCD.
 3. SPECIFICATIONS AND DRAWINGS AS PER MCD DRAWING 03.
 4. CONTRACTOR TO ENSURE EXISTING MONUMENTS OR IRON PINS IN DANGER OF DISTURBANCE ARE PROTECTED AND PRESERVED. IF DISTURBED, BE REPLACED BY A BOLT AT THE CONTRACTIONS EXPENSE.
 5. ALL PANT MARKINGS AND SIGNAGE TO BE AS PER THE MANUAL OF UNIFORM TRAFFIC CONTROL (MUTCD) AND THE CANADIAN ROAD DESIGN HANDBOOK.
 6. ALL PAVING SHALL BE DONE IN ACCORDANCE WITH THE CANADIAN ROAD DESIGN HANDBOOK.
 7. ALL PAVING SHALL BE DONE IN ACCORDANCE WITH THE CANADIAN ROAD DESIGN HANDBOOK.
 8. ALL PAVING SHALL BE DONE IN ACCORDANCE WITH THE CANADIAN ROAD DESIGN HANDBOOK.
 9. ALL PAVING SHALL BE DONE IN ACCORDANCE WITH THE CANADIAN ROAD DESIGN HANDBOOK.
 10. ALL PAVING SHALL BE DONE IN ACCORDANCE WITH THE CANADIAN ROAD DESIGN HANDBOOK.
 11. ALL PAVING SHALL BE DONE IN ACCORDANCE WITH THE CANADIAN ROAD DESIGN HANDBOOK.
 12. ALL PAVING SHALL BE DONE IN ACCORDANCE WITH THE CANADIAN ROAD DESIGN HANDBOOK.
- HYDRO/UTILITY/SHAW CABLE/FORESIS BC NOTES:**

ROAD NOTES:

- [illegible]

BC HYDRO/TELUS/SHAW CABLE/FORTIS BC NOTES:

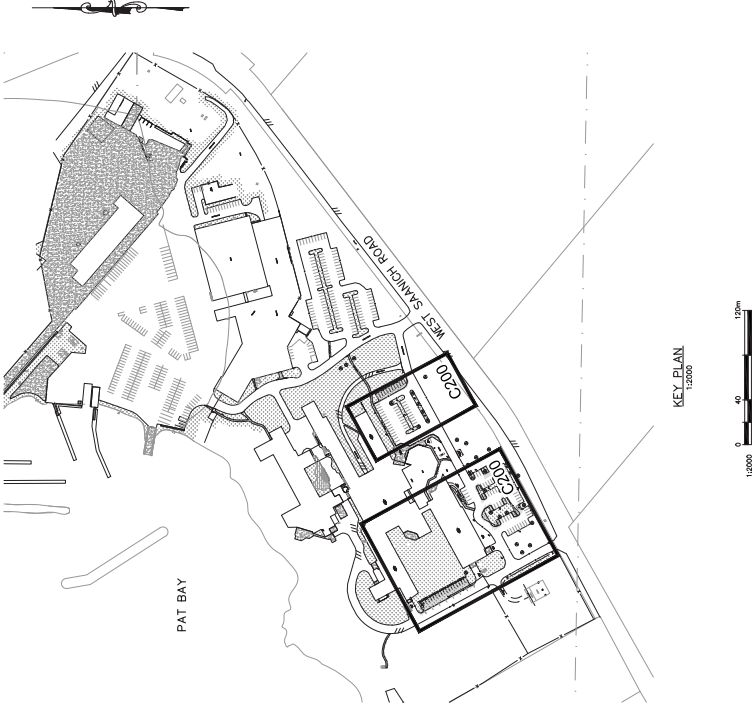
1. SITE LIGHTING AND POWER BY OTHERS.
2. EXISTING BC HYDRO, TELLS SHAW CABLE AND FORTIS BC INFRASTRUCTURE INFORMATION SHOWN ON DRAWINGS IS SCHEMATIC AND FOR INFORMATION ONLY. REFER TO UTILITY COMPANY DESIGN DRAWINGS FOR CONSTRUCTION DETAILS. CONSTRUCT UNDERGROUND UTILITIES AS SPECIFIED AND IN ACCORDANCE WITH BC HYDRO, TELLS SHAW CABLE SPECIFICATIONS AND DRAWINGS.
3. CONTACT BC 1 CALL AT 1-800-474-6896 A MINIMUM OF 48 HOURS PRIOR TO CONSTRUCTION.
4. CONTACT BC HYDRO, TELLS SHAW CABLE AND FORTIS BC 48 HOURS PRIOR TO THE START OF ANY EXCAVATION.



EXISTING	PROPOSED	DESCRIPTION	EXISTING	PROPOSED	DESCRIPTION
		EDGE OF PARADE			EDGE OF PARADE
		EDGE OF GAVEL			EDGE OF GAVEL
		TOP OF BOTTOM OF BANK			TOP OF BOTTOM OF BANK
		GATEWAY			GATEWAY
		WATER VALVE			WATER VALVE
		FIRE HYDRANT			FIRE HYDRANT
		CAPPED DOW			CAPPED DOW
		UTILITY POLE AND STREET LIGHT (LABELLED PP, P, P, S, ETC)			UTILITY POLE AND STREET LIGHT (LABELLED PP, P, P, S, ETC)
		MANHOLE			MANHOLE
		CLIMBING			CLIMBING
		SAFETY/STREET INSPECTION CHAMBER (2000 RISE)			SAFETY/STREET INSPECTION CHAMBER (2000 RISE)
		JUNCTION BOX			JUNCTION BOX
		WATER METER			WATER METER
		WATER METER			WATER METER

LIST OF DRAWINGS

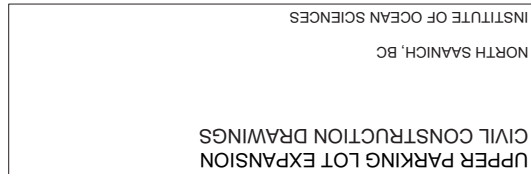
DWG No.	DESCRIPTION
C100	LOCATION PLAN, KEY PLAN, DRAWING LIST & GENERAL NOTES
C200	PARKING LOTS A, B AND F GRADING PLAN



KEY PLAN
1"=2000'



ISSUED FOR TENDER

HEROLD
ENGINEERING

PARKING LOTS A, B AND F GRADING PLAN

DESIGNED AUS	ENGINEER'S SEAL		
DESIGN REVIEW		CLIENT DRAWING No.	
DRAFTED			
SAC		PROJECT No.	PERMIT No.
DRAFTING REVIEW		1184-039	
		SCALE	
		IN AS NOTED	
		SEE DRAWING No.	
		C200	REVISION 2 of 3 3

ALL DRAWINGS SHOWING PREVIOUS REVISION