



RETURN BIDS TO:

RETOURNER LES SOUMISSIONS À:

Bid Receiving Public Works and Government
Services Canada/Réception des soumissions Travaux
publics et Services gouvernementaux Canada
800 Burrard Street, Room 219
800, rue Burrard, pièce 219
Vancouver
British Columbia
V6Z 0B9
Bid Fax: (604) 775-9381

**SOLICITATION AMENDMENT
MODIFICATION DE L'INVITATION**

The referenced document is hereby revised; unless otherwise
indicated, all other terms and conditions of the Solicitation
remain the same.

Ce document est par la présente révisé; sauf indication contraire,
les modalités de l'invitation demeurent les mêmes.

Comments - Commentaires

Vendor/Firm Name and Address
Raison sociale et adresse du
fournisseur/de l'entrepreneur

Issuing Office - Bureau de distribution
Public Works and Government Services Canada - Pacific
Region
800 Burrard Street, Room 219
800, rue Burrard, pièce 219
Vancouver
British C
V6Z 0B9

Title - Sujet Asphalt Parking Lot Additions	
Solicitation No. - N° de l'invitation F1737-171004/A	Amendment No. - N° modif. 003
Client Reference No. - N° de référence du client F1737-171004	Date 2018-01-05
GETS Reference No. - N° de référence de SEAG PW-\$PWY-036-8261	
File No. - N° de dossier PWY-7-40276 (036)	CCC No./N° CCC - FMS No./N° VME
Solicitation Closes - L'invitation prend fin at - à 02:00 PM on - le 2018-01-12	
Time Zone Fuseau horaire Pacific Standard Time PST	
F.O.B. - F.A.B. Plant-Usine: <input type="checkbox"/> Destination: <input checked="" type="checkbox"/> Other-Autre: <input type="checkbox"/>	
Address Enquiries to: - Adresser toutes questions à: Martin (PWY), Delia	Buyer Id - Id de l'acheteur pwy036
Telephone No. - N° de téléphone (778) 707-2139 ()	FAX No. - N° de FAX (604) 775-6633
Destination - of Goods, Services, and Construction: Destination - des biens, services et construction: DFO - Institute of Ocean Sciences - Sidney, BC	

Instructions: See Herein

Instructions: Voir aux présentes

Delivery Required - Livraison exigée	Delivery Offered - Livraison proposée
Vendor/Firm Name and Address Raison sociale et adresse du fournisseur/de l'entrepreneur	
Telephone No. - N° de téléphone Facsimile No. - N° de télécopieur	
Name and title of person authorized to sign on behalf of Vendor/Firm (type or print) Nom et titre de la personne autorisée à signer au nom du fournisseur/ de l'entrepreneur (taper ou écrire en caractères d'imprimerie)	
Signature	Date

Solicitation. - N° de l'off. à comm.
F1737-171004/A

Amd. No. - N° de la modif.
003

Buyer ID - Id de l'acheteur
pwy036

Client Ref. No. - N° de réf. du client

File No. - N° du dossier
PWY-7-40276

CCC No./N° CCC - FMS No/ N° VME

This Amendment #003 is raised to issue the following changes:

- 1: Provide names of the Optional Site Visit Attendees
- 2: Update Annex A – Certificate of Insurance
- 3: Issue Addendum #02

1: Optional Site Visit Attendees

Brunnell Construction
Socor Contracting
C-1 Contractors Ltd.
Saanichton Development Ltd.

2: Update Annex A – Certificate of Insurance

DELETE:

Annex A – Certificate of Insurance – Page 1 and 2

ADD:

Annex A – Certificate of Insurance (Revised) – Page 1 and 2 attached herein.

3: Issue Addendum #02

This Amendment #003 is also raised to issue Addendum #02.

Please see Addendum #02 herein.

The addendum will form part of the contract documents.

All other terms and conditions remain unchanged.

Solicitation No. - N° de l'invitation
F1737-171004/A

Amd. No. - N° de la modif.
003

Buyer ID - Id de l'acheteur
pwy036

Client Ref. No. - N° de réf. du client
F1737-171004

File No. - N° du dossier
PWY-7-40276

CCC No./N° CCC - FMS No./N° VME

ANNEX A - CERTIFICATE OF INSURANCE – Revised (Not required at solicitation closing)



Travaux publics et
Services gouvernementaux
Canada

Public Works and
Government Services
Canada

CERTIFICATE OF INSURANCE

Page 1 of 2

Description and Location of Work Asphalt Parking Lot Additions – Institute of Ocean Sciences (IOS), 9860 West Saanich Road, Sidney, BC, V8L 4B2	Contract No. F1737-171004/001/PWY
	Project No.

Name of Insurer, Broker or Agent	Address (No., Street)	City	Province	Postal Code
Name of Insured (Contractor)	Address (No., Street)	City	Province	Postal Code
Additional Insured <i>Her Majesty the Queen in Right of Canada as represented by the Minister of Public Works and Government Services</i>				

Type of Insurance	Insurer Name and Policy Number	Inception Date D / M / Y	Expiry Date D / M / Y	Limits of Liability		
Commercial General Liability Umbrella/Excess Liability				Per Occurrence	Annual General Aggregate	Completed Operations Aggregate
				\$	\$	\$
				\$	\$	\$
Builder's Risk / Installation Floater				\$		

I certify that the above policies were issued by insurers in the course of their Insurance business in Canada, are currently in force and include the applicable insurance coverage's stated on page 2 of this Certificate of Insurance, including advance notice of cancellation / reduction in coverage.

Name of person authorized to sign on behalf of Insurer(s) (Officer, Agent, Broker)

Telephone number

Signature

Date D / M / Y

CERTIFICATE OF INSURANCE Page 2 of 2

General

The insurance policies required on page 1 of the Certificate of Insurance must be in force and must include the insurance coverage listed under the corresponding type of insurance on this page.

The policies must insure the Contractor and must include Her Majesty the Queen in Right of Canada as represented by the Minister of Public Works and Government Services as an additional Insured.

The Policy shall be endorsed to provide the Owner with not less than 30 days' notice in writing in advance of any cancellation or change or amendment restricting coverage.

Without increasing the limit of liability, the policies must protect all insured parties to the full extent of coverage provided. Further, the policies must apply to each Insured in the same manner and to the same extent as if a separate policy had been issued to each.

Commercial General Liability

The insurance coverage provided must not be substantially less than that provided by the latest edition of IBC Form 2100.

The policy must either include or be endorsed to include coverage for the following exposures or hazards if the Work is subject thereto:

- (a) Blasting.
- (b) Pile driving and caisson work.
- (c) Underpinning.
- (d) Removal or weakening of support of any structure or land whether such support be natural or otherwise if the work is performed by the insured contractor.

The policy must have the following minimum limits:

- (a) **\$5,000,000** Each Occurrence Limit;
- (b) **\$10,000,000** General Aggregate Limit per policy year if the policy contains a General Aggregate; and
- (c) **\$5,000,000** Products/Completed Operations Aggregate Limit.

Umbrella or excess liability insurance may be used to achieve the required limits.

Builder's Risk / Installation Floater

The insurance coverage provided must not be less than that provided by the latest edition of IBC Forms 4042 and 4047.

The policy must permit use and occupancy of any of the projects, or any part thereof, where such use and occupancy is for the purposes for which a project is intended upon completion.

The policy may exclude or be endorsed to exclude coverage for loss or damage caused by asbestos, fungi or spores, cyber and terrorism.

The policy must have a limit that is **not less than the sum of the contract value** plus the declared value (if any) set forth in the contract documents of all material and equipment supplied by Canada at the site of the project to be incorporated into and form part of the finished Work. If the value of the Work is changed, the policy must be changed to reflect the revised contract value.

The policy must provide that the proceeds thereof are payable to Canada or as Canada may direct in accordance with GC10.2, "Insurance Proceeds" (<https://buyandsell.gc.ca/policy-and-guidelines/standard-acquisition-clauses-and-conditions-manual/5/R/R2900D/2>).

The following changes in the tender documents are effective immediately. This Addendum will form part of the contract documents.

- 1: Reference updated Tender Drawings attached:

Upper Parking Lot Expansion Civil Construction Drawings - Parking Lot 'A'
existing tree noted in cloud to be removed by Institute of Ocean Science forces
which will allow for two additional parking stalls (#25, #26).

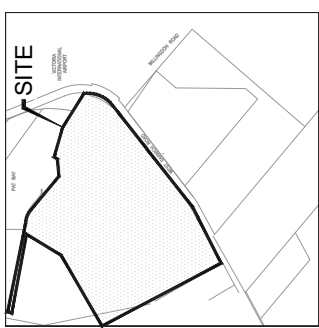
- 2: Question: Can the contractor add wing walls on the ends of the proposed
retaining wall at Parking Lot 'F'?

Answer: No, the retaining wall will remain as per tender drawings.

----End of Addendum----

ISSUES	ISSUED FOR
1. 2016/01/05	ISSUED FOR TENDER
2. 2017/11/02	ISSUED FOR TENDER
3. 2018/01/05	TENDER ADDENDUM #1

ISSUED FOR TENDER



LOCATION PLAN
NOT TO SCALE

GENERAL NOTES:

1. ALL WORK AND MATERIALS ARE TO BE IN ACCORDANCE WITH THE LATEST EDITION OF THE MASTER MUNICIPAL CONSTRUCTION DOCUMENTS (MMCD) REQUIREMENTS.
2. CONTRACTOR TO COMPLY WITH ALL APPLICABLE MINISTRY OF ENVIRONMENT AND DEPARTMENT OF TRANSPORTATION AND INFRASTRUCTURE REGULATIONS AND STANDARDS.
3. CONTRACTOR TO CONSIDER LOCATION OF EXISTING UTILITIES AT ALL CROSSINGS AND CONNECTIONS AND REPORT ANY DISCREPANCIES TO THE ENGINEER PRIOR TO CONSTRUCTION.
4. EXISTING PRIOR TO PLACEMENT OF ASPHALT OR CONCRETE.
5. CONTRACTOR TO ABIDE BY SITE REGULATIONS AS NOTED IN CONTRACT DOCUMENTS AND ON THE PROJECT WEBSITE.
6. ALL TREES NOT BEING REMOVED IN THE CONSTRUCTION AREA SHALL BE PROTECTED. MAINTAIN VEHICULAR NOT PERMITTED ACCESS TO "WEST" SANCTUARY ROAD AND WITHIN THE PARKING LOT.
7. CONTRACTOR TO MAINTAIN ACCESS TO ALL EXISTING UTILITIES WITHIN THE PROJECT AREA.
8. ALL LOCATIONS AND ELEVATIONS OF EXISTING UTILITIES SHOWN ARE APPROXIMATE ONLY AND SHOULD BE CONFIRMED BY USE OF A PIPE LOCATOR AND MANUAL DIGGING. ALL OR ANY UTILITIES NOT SHOWN ARE TO BE DEEMED TO BE PRESENT.
9. ALL ELEVATIONS ARE TO GEODETIC DATUM AND ARE REFERENCED TO MONUMENTS 781238 AND 781239.
10. ALL UTILITIES ARE TO BE PROTECTED AND NOTED ON THE SITE PLAN OF THE PROJECT.
11. DATA/UTILITIES PROVIDED BY THE INSTITUTE OF OCEAN SCIENCES.

ROAD NOTES:

1. ALL CURBS TO BE ASHWAHT AS PER DETAILS ON SHEET C200 UNLESS OTHERWISE NOTED.
2. CONTRACTOR TO ENSURE EXISTING MONUMENTS OR IRON PINE IN DANGER OF DISTURBANCE ARE PROTECTED AND NOTED ON THE SITE PLAN.
3. CONTRACTOR TO ENSURE EXISTING MONUMENTS OR IRON PINE IN DANGER OF DISTURBANCE ARE PROTECTED AND NOTED ON THE SITE PLAN.
4. CONTRACTOR TO ENSURE EXISTING MONUMENTS OR IRON PINE IN DANGER OF DISTURBANCE ARE PROTECTED AND NOTED ON THE SITE PLAN.
5. CONTRACTOR TO ENSURE EXISTING MONUMENTS OR IRON PINE IN DANGER OF DISTURBANCE ARE PROTECTED AND NOTED ON THE SITE PLAN.
6. CONTRACTOR TO ENSURE EXISTING MONUMENTS OR IRON PINE IN DANGER OF DISTURBANCE ARE PROTECTED AND NOTED ON THE SITE PLAN.
7. ALL PARKING STALL BARS, STOP BARS, CROSSWALK BARS AND TURNING ARROWS TO BE THERMOPLASTIC PAINT.

BC-HYDRO/TELUS/SANM CABLE/FOURTS BC NOTES:

1. SITE LIGHTING AND POWER BY OTHERS.
2. CONTRACTOR TO ENSURE EXISTING MONUMENTS OR IRON PINE IN DANGER OF DISTURBANCE ARE PROTECTED AND NOTED ON THE SITE PLAN.
3. CONTRACTOR TO ENSURE EXISTING MONUMENTS OR IRON PINE IN DANGER OF DISTURBANCE ARE PROTECTED AND NOTED ON THE SITE PLAN.
4. CONTRACTOR TO ENSURE EXISTING MONUMENTS OR IRON PINE IN DANGER OF DISTURBANCE ARE PROTECTED AND NOTED ON THE SITE PLAN.

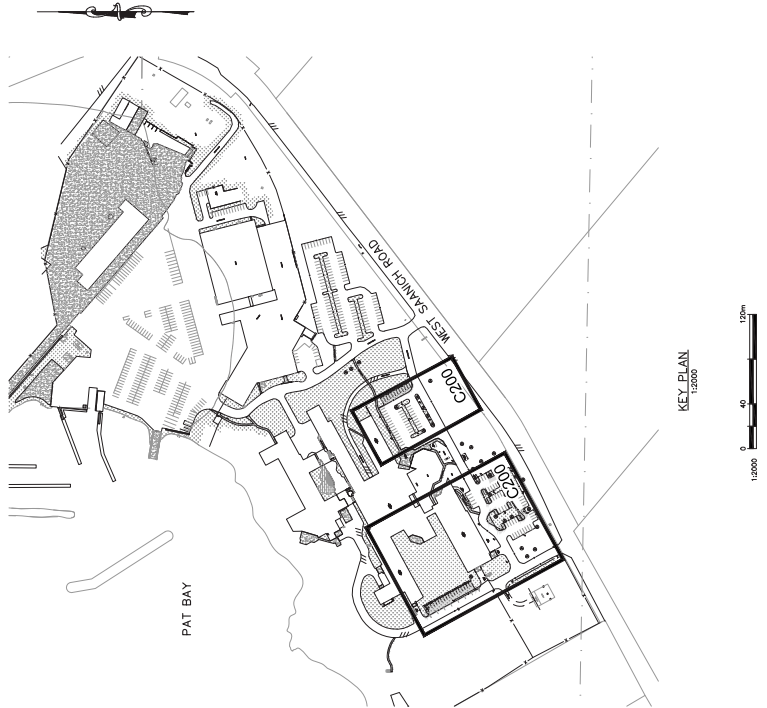
△ TENDER ADDENDUM

LEGEND

EXISTING	PROPOSED	DESCRIPTION	EXISTING	PROPOSED	DESCRIPTION
		EDGE OF PAVEMENT			ROADWAY
		COMP AND GRAVEL			UTILITY POLE
		TOPOGRAPHY OF BANK			SANITARY SEWER
		WATER VALVE			FIRE HYDRANT
		CAPPED END			MANHOLE
		UTILITY POLE AND STREET LIGHT (LABELLED P-3/P-4/AS ETC.)			CLEANOUT
		SANITARY/STORM INSPECTION CHAMBER (DOOR HERE)			AIR VALVE
		WATER METER			NEW ASPHALT

LIST OF DRAWINGS

DWG. No.	DESCRIPTION
C100	LOCATION PLAN, KEY PLAN, PARKING LOTS A, B AND F
C200	GRADING PLAN



KEY PLAN
1:2000

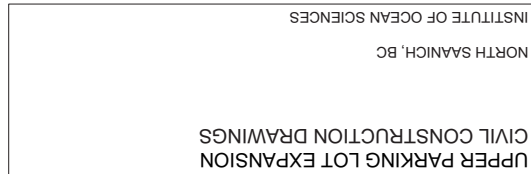
UPPER PARKING LOT EXPANSION
CIVIL CONSTRUCTION DRAWINGS
NORTH SAANICH, BC
INSTITUTE OF OCEAN SCIENCES



LOCATION PLAN, KEY PLAN, DRAWING LIST & GENERAL NOTES	
DESIGNED	ENGINEER'S SEAL
AMT	
DESIGN REVIEW	
DRAFTED	
DATE	
DRAWING REVIEW	
PROJECT NO.	1184-099
CLIENT DRAWING NO.	
SCALE	NOTED
DATE AS NOTED	
PERMIT NO.	
REVISION	
C100	1 OF 3

EXEMPT ALL DRAWINGS SHOWING PREVIOUS EDITION

ISSUED FOR TENDER

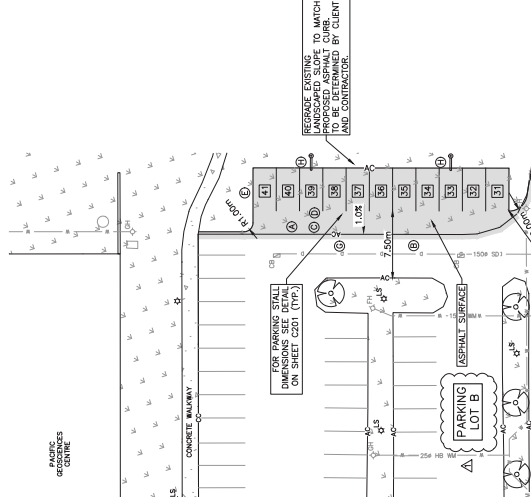
HEROLD
ENGINEERING

PARKING LOTS
A, B AND F
GRADING PLAN

ALL DRAWINGS SHOWING PREVIOUS REVISION

④ REGRADE EXISTING LANDSCAPED SLOPE TO MATCH PROPOSED TOP OF LANDSCAPE WALL. HEIGHT OF LANDSCAPE WALL TO BE DETERMINED BY CLIENT AND CONTRACTOR.

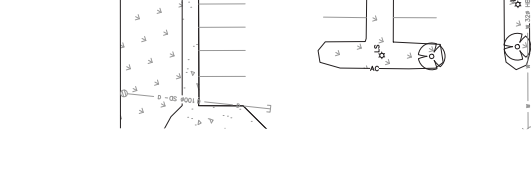
⑤ INSTALL NEW CONCRETE CURB AS PER DETAIL ON SHEET C201.



A diagram showing a vertical line labeled "PAINTED CURB". A horizontal line extends from the curb to the right. A diagonal line extends from the curb upwards and to the right, forming an angle of 20° with the horizontal line.

△

11530



TREE ROOTS IN ASPHALT AND
PE AREAS TO BE REMOVED.
EXISTING LANDSCAPED SLOPE TO
PROPOSED ASPHALT CURB. EXTENT TO
BE DETERMINED BY CLIENT AND CONTRACTOR.

[illegible]