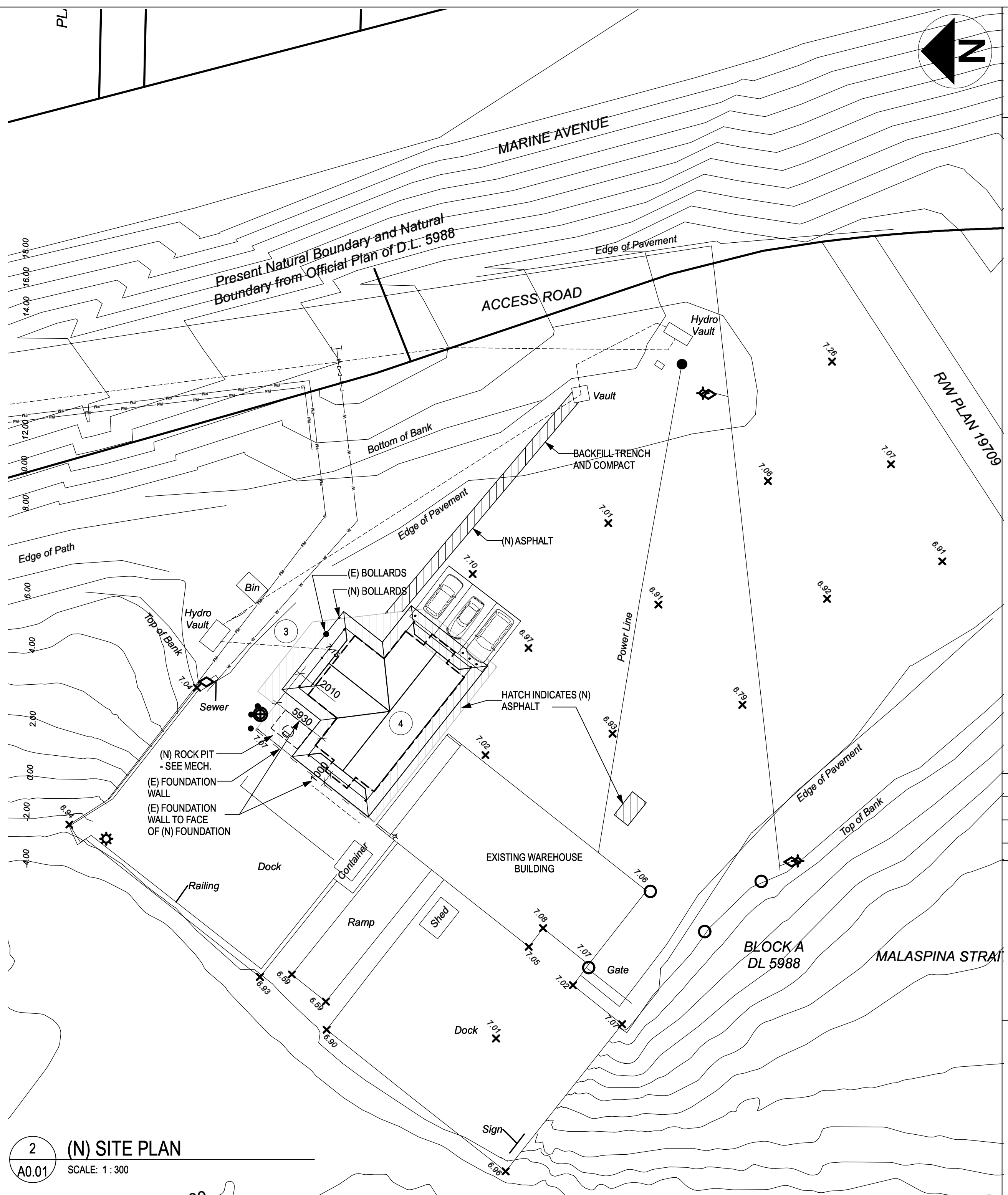


1 (E) SITE PLAN
 SCALE: 1:300



2 (N) SITE PLAN
 SCALE: 1:300

NOTES:

- HATCH INDICATES AREA OF (E) CONC. SLAB & FOOTING TO BE REMOVED AND DISPOSED OF. MUNICIPALITY TO PROVIDE MUNICIPAL TRUCKS TO TRANSPORT CONC. TO DISPOSAL SITE. CONTRACTOR TO LOAD CONC. INTO TRUCKS PROVIDED BY MUNICIPALITY. CONTRACTOR TO DISPOSE OF CONCRETE.
 ASSUME 6" CONC. SLAB. FOOTING AND FOUNDATION WALL TO GRADE. TO REMAIN @ EDGE OF PIER. ASSUME 200mm X 400mm FOUNDATION WALL AND FOOTING.
- REMOVE & DISPOSE OF ASPHALT AS REQUIRED FOR (N) BUILDING FOOT & (N) UNDERGROUND SERVICES.
- MAINTAIN SINGLE LANE ACCESS TO WARF DURING CONSTRUCTION
- SUBGRADE TO BE REVIEWED BY GEOTECHNICAL ENGINEER PRIOR TO COMPACTION AND/OR PLACEMENT OF NEW FILL OR GEOTEXTILE. RE-COMPACTION OF SUBGRADE TO BE COMPLETED WITH HEAVY DRUM ROLLER COMPACTOR OR LARGE HOE-PACK IN THE PRESENCE OF THE GEOTECHNICAL ENGINEER.

ABBREVIATIONS:

AB	AIR BARRIER	FIN.	FINISH
ACM	ASBESTOS CONTAINING MATERIAL	FNDT.	FOUNDATION
ACT	ACOUSTIC CEILING TILE	FRR	FIRE RESISTANCE RATING
ALT.	ALTERNATE	FTG	FOOTING
ALUM.	ALUMINUM	GWB	GYPSPUM WALL BOARD
ANOD.	ANODIZED	GA	GAUGE
A.F.F.	ABOVE FINISH FLOOR	G.I.	GALVANIZED
APM	AIR PORT MANAGER	H.D.	HIGH DENSITY
AS. VCT	ANTI-STATIC VINYL COMPOSITE TILE	H.M.	HOLLOW METAL
ATB	AIR TERMINAL BUILDING	HDWR	HARDWARE
BLDG.	BUILDING	HORIZ.	HORIZONTAL
BSMT.	BASEMENT	INSUL.	INSULATION
CARP.	CARPET	MATL.	MATERIAL
CARP. T.	CARPET TILE	MECH.	MECHANICAL
CT.	CARPET TILE	MEMB.	MEMBRANE
C.C.	CENTER TO CENTER	MB	MOISTURE BARRIER
C.O.	CLEAN OUT	MIN.	MINIMUM OR MINUTES
C.J.	CONTROL JOINT	(N)	NEW
C/W	COMPLETE WITH	NCC	NON-COMBUSTIBLE CONSTRUCTION
CONC.	CONCRETE	N.I.C.	NOT IN CONTRACT
(D)	DEMOLITION	N.T.S.	NOT TO SCALE
D.G.	DOUBLE GLAZED	O.C.	ON CENTER
D.L.	DEPARTMENTAL REPRESENTATIVE	O.H.	OVERHANG
(E)	EXISTING	OP.	OPERABLE
ELECT.	ELECTRICAL	P.I.P.	POURED IN PLACE
ELEV.	ELEVATION OR ELEVATOR	PT.	PAINT
F.D.C.	FIRE DEPARTMENT CONNECTION	P.O.	POWER OPERATOR
F.E.	FIRE EXTINGUISHER	P.T.	PRESSURE TREATED
F.E.C.	FIRE EXTINGUISHER CABINET	RB	RUBBER BASE
FIN.	FINISH	RCP	REFLECTED CEILING PLAN

RCP	REFLECTED CEILING PLAN	RE & RE	REMOVE & RELOCATE / REINSTATE
RM	ROOM	SAM	SELF ADHESIVE MEMBRANE
SAN	SANITARY	SAN	SANITARY
SEP	SEPARATION	SG	SHEET GOODS FLOORING
SIM.	SIMILAR	S.O.G.	SLAB ON GRADE
S.C.	SQUARE	SC	SQUARE
S.S.	STAINLESS STEEL	ST	STEEL
STRUCT.	STRUCTURAL	SV	SHEET VINYL
T.B.	THERMALLY BROKEN	TBD	TO BE DETERMINED
TC	TRANSPORT CANADA	T.G.	TRIPPLE GLAZED
T.H.D.	THRESHOLD	T.O.	TOP OF
TYP.	TYPICAL	U.G.	UNDER GROUND
U.N.O.	UNLESS NOTED OTHERWISE	U/S	UNDERSIDE
U/S	UNDERSIDE	VB	VAPOUR BARRIER
VERT.	VERTICAL	VCT	VINYL COMPOSITE TILE
W.	WITH	W.D.	WOOD
W/O	WITH OUT	W.COV.	WALL COVERING

LEGEND:

#	DETAIL NUMBER
A.XX	SHEET NUMBER
ASSEMBLY TYPE	ASSEMBLY TYPE
R-ROOF, F-FLOOR, W-WALL, P-PARTITION	R-ROOF, F-FLOOR, W-WALL, P-PARTITION
#	GRID MARKER
0.000	ELEVATION MARKER
000	DOOR NUMBER
00	WINDOW NUMBER
DETAIL/SECTION CUT	DETAIL/SECTION CUT
DIRECTION MARKER	DIRECTION MARKER
ROOM NAME	ROOM NAME
ROOM NUMBER	ROOM NUMBER
ACT 2438	FINISH TYPE HEIGHT ABOVE FINISHED FLOOR
DEMO.	DEMO.

GENERAL NOTES:

- DO NOT SCALE DRAWING.
- THE GENERAL CONTRACTOR SHALL VERIFY ALL DIMENSIONS, DATUMS, AND LEVELS PRIOR TO COMMENCEMENT OF WORK. ALL ERRORS AND OMISSIONS TO BE REPORTED TO THE DEPARTMENTAL REPRESENTATIVE BEFORE PROCEEDING.
- VARIATIONS AND MODIFICATIONS TO WORK SHOWN ON THESE DRAWINGS SHALL NOT BE CARRIED OUT WITHOUT WRITTEN PERMISSION OF DEPARTMENTAL REPRESENTATIVE.
- ALL DIMENSIONS ARE TO GRIDLINES, FACE OF CONCRETE, FACE OF SHEATHING OR CENTERLINE OF COLUMNS UNLESS NOTED OTHERWISE.
- ALL DIMENSIONS ARE METRIC (mm) UNLESS NOTED OTHERWISE.
- THESE DRAWINGS ARE TO BE READ IN CONJUNCTION WITH AND COORDINATED WITH THE SPECIFICATIONS AND THE DOCUMENTS OF THE OTHER DISCIPLINES THAT FORM THE FULL CONTRACT DOCUMENT PACKAGE. WHERE CONFLICT EXISTS BETWEEN DOCUMENTS, THESE ARE TO BE REPORTED TO THE DEPARTMENTAL REPRESENTATIVE BEFORE PROCEEDING.
- ENSURE COMPATIBILITY OF METAL FASTENERS, SHEET METALS AND OTHER METAL ITEMS WITH EACH OTHER AND WITH PRESSURE TREATED WOOD. PROVIDE ISOLATION WHERE REQUIRED. ALWAYS ISOLATE P.T. WOOD FROM METALS.

3	TENDER	2017-08-29
2	PERMIT	2017-07-17
1	60% REVIEW	2017-05-23
Revision/	Description/Description	Date/Date

**FISHERIES AND OCEANS,
 REAL PROPERTY,
 SAFETY AND SECURITY**
 VANCOUVER, BC
 200-401 BURRARD ST.

Project title/Titre du projet
**4315 MARINE DRIVE
 POWELL RIVER, B.C.**


**POWELL RIVER
 SAR STATION**

Consultant Signature Box Only

Designed by/Concept par
RH
 Drawn by/Desainé par
CM
 PWGSC Project Manager/Administrateur de Projets TPSGC
PREETIPAL PAUL

**SITE PLAN,
 LEGENDS,
 ABBREVIATIONS,
 NOTES**

Project No./No. du projet 2016521	Sheet/ Feuille A0.01 OF	Revision no./ La Révision A
---	--------------------------------------	--



WALL ASSEMBLIES

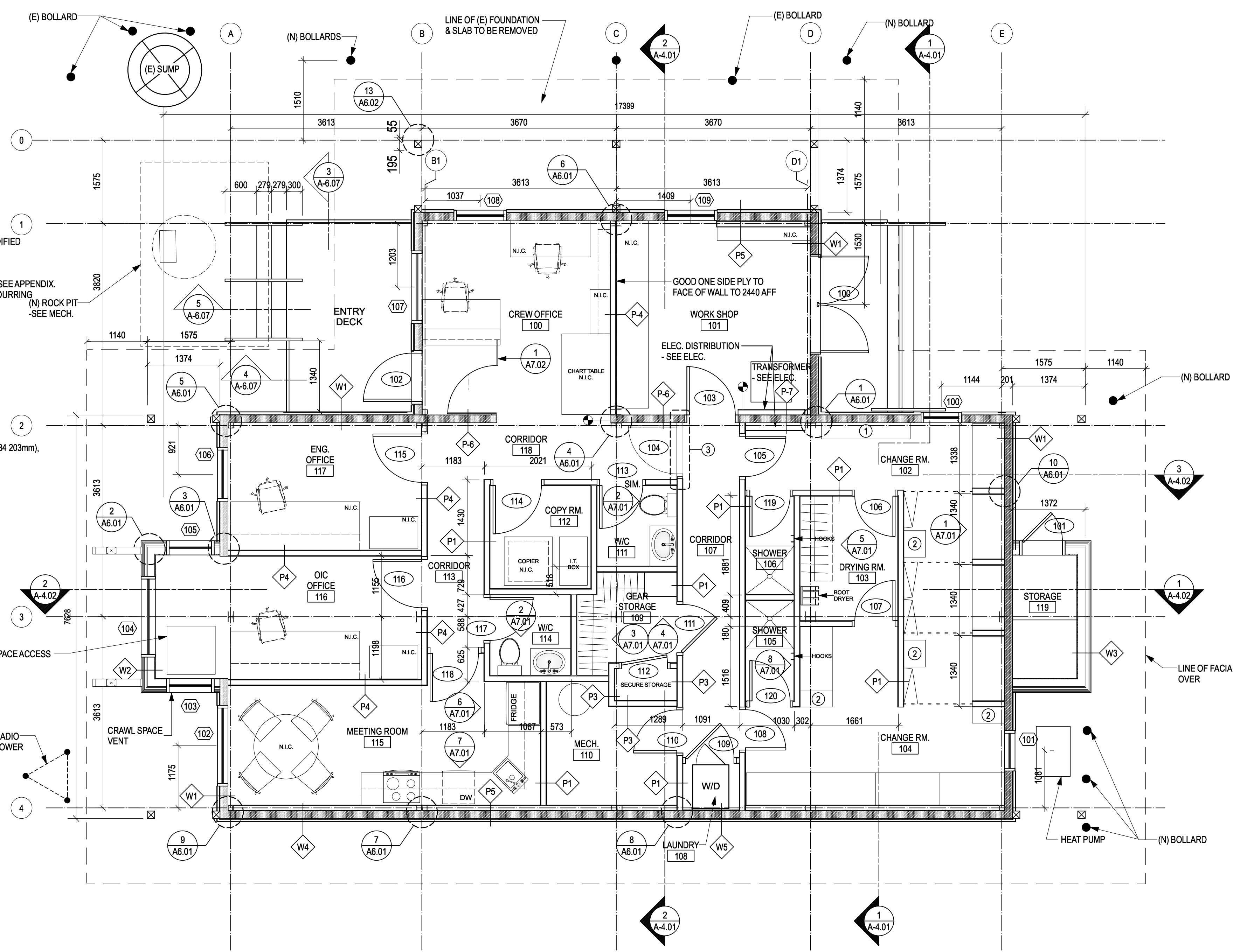
- W1 TYPICAL EXTERIOR WALL ASSEMBLY
HARDI PLANK
38x64mm VERTICAL WOOD STRAPPING @610mm O.C.
12mm AIR SPACE (GUSSETS / PLY STIFENER)
PREFAB EPS WALL PANEL
METAL SKIN (PREFINISHED)
R24 RIGID INSULATION 152mm THICK PANEL
METAL SKIN (PREFINISHED)
- W2 EXTERIOR WALL ASSEMBLY - WOOD FRAME
(R20 + R4.5c)
WOOD BATTENS @ 203 O.C.
HARDI PANEL
13mm VERTICAL PT. WOOD STRAPPING @203mm O.C.
2 LAYERS 30 MIN. BUILDING PAPER (N) 38 mm INSULATION BOARD (R6)
13mm PLY SHEATHING
38x140 WOOD STUDS @ 406 O.C.
140 BATT INSULATION
6 MIL. POLY VAPOUR BARRIER
16 mm TYPE X GWB
- W3 EXTERIOR WALL ASSEMBLY @ STORAGE - WOOD FRAME
WOOD BATTENS @ 203 O.C.
HARDI PANEL
13mm VERTICAL PT. WOOD STRAPPING @203mm O.C.
2 LAYERS 30 MIN. BUILDING PAPER
13mm PLY SHEATHING
38x140 WOOD STUDS @ 406 O.C.
16 mm TYPE X GWB
- W4 TYPICAL EXTERIOR WALL ASSEMBLY SOUTH ELEVATION
HARDI PLANK
38x64mm WOOD STRAPPING @610mm O.C.
PREFAB EPS WALL PANEL
METAL SKIN (PREFINISHED)
R24 RIGID INSULATION 152mm THICK PANEL
METAL SKIN (PREFINISHED)
12mm AIR SPACE
92mm STEEL STUD @400 O.C.
16mm TYPE X GWB
- W5 EXTERIOR WALL ASSEMBLY SOUTH ELEVATION
HARDI PLANK
38x64mm WOOD STRAPPING @610mm O.C.
PREFAB EPS WALL PANEL
METAL SKIN (PREFINISHED)
R24 RIGID INSULATION 152mm THICK PANEL
METAL SKIN (PREFINISHED)
16mm TYPE X GWB LANINATED TO METAL PANEL SKIN
- W6 FOUNDATION WALL
350mm CONC. WALL OR 420mm CONC. WALL - SEE STRUCT MEMBRANE - SEE SPEC.
DRAIN MATT
- P1 TYPICAL INTERIOR PARTITION
12mm GYPSUM WALL BOARD
92mm STEEL STUD @400 O.C.
12mm GYPSUM WALL BOARD
- P2 SERVICES WALL
12mm GYPSUM WALL BOARD
92mm STEEL STUD @400 O.C.
12mm AIR SPACE
EPS PANEL - SEE SPEC.
- P3 SECURITY STORAGE WALL
12mm GYPSUM WALL BOARD
12mm PLY SHEATHING SREWED TO STUDS (STORAGE ROOM SIDE)
92mm STEEL STUD @400 O.C.
12mm GYPSUM WALL BOARD
- P4 SOUND PARTITION
12mm GYPSUM WALL BOARD
92mm STEEL STUD @400 O.C.
BATT INSULATION TO FILL CAVITY
12mm GYPSUM WALL BOARD
- P5 MOUNTING WALL
12mm PLY SHEATHING (GOOD ONE SIDE)
92mm STEEL STUD @400 O.C.
12mm AIR SPACE
EPS PANEL - SEE W TYPE ASSEMBLIES
- P6 INTERIOR PARTITION - EPS PANEL
PREFAB EPS WALL PANEL
METAL SKIN (PREFINISHED)
R24 RIGID INSULATION 152mm THICK PANEL
METAL SKIN (PREFINISHED)
- P7 ELECTRICAL WALL
12mm GYPSUM WALL BOARD
140 mm STEEL STUD @400 O.C.
EPS PANEL
92 mm STEEL STUD @400 O.C.
12mm GYPSUM WALL BOARD (WORKSHOP SIDE)

FLOOR ASSEMBLIES

- F1 TYPICAL FLOOR ASSEMBLY
FLOORING - SEE SCHEDULE
8mm PLYWOOD FINISHED FLOOR UNDERLAYMENT
19mm EXTERIOR GRADE PLYWOOD OVERLAY
R34 (203mm) INSULATED FLOOR PANEL
GALVANIZED STEEL DECKING
PEEL AND STICK ISOLATION MEMBRANE
ALUMINUM FRAME - SEE STRUCT.
- F2 WOOD FRAME FLOOR ASSEMBLY
FLOORING - SEE SCHEDULE
19mm PLYWOOD SHEATHING
R34 (203mm) INSULATED
38x235mm WOOD JOISTS - SEE STRUCT.
235mm BATT INSULATION
WIRE MESH INSULATION SUPPORT
CRAWL SPACE
- F3 STORAGE ROOM FLOOR ASSEMBLY
150mm CONC. - SMOOTH FINISH
COMPACTED GRANULAR FILL
355mm CONC. RAFT SLAB - SEE STRUCT
SEE FLOOR TYPE F4
- F4 CRAWL SPACE RAFT SLAB
355mm CONC. RAFT SLAB - SEE STRUCT
MEMBRANE - SEE SPEC. (FULLY SEALED RAFT SLAB)
150mm - 25mm MINUS CRUSHED GRANULAR FILL
COMPACTED TO EQUIVALENT OF MINIMUM 95% MODIFIED PROCTOR MAXIMUM DRY DENSITY.
MEDIUM WEIGHT NON-WOVEN GEOTEXTILE SEPARATOR (ARMTREC 200 OR EQUAL)
COMPACTED (E) SUBGRADE PER GEOTECHNICAL REPORT - SEE APPENDIX.
(GEOTECH. TO REVIEW SUB GRADE PRIOR TO, AND DURRING COMPACTION)
(N) ROCK PIT - SEE MECH.

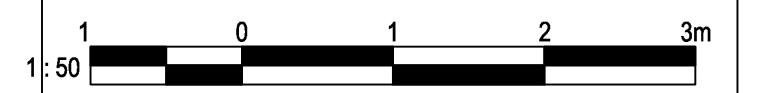
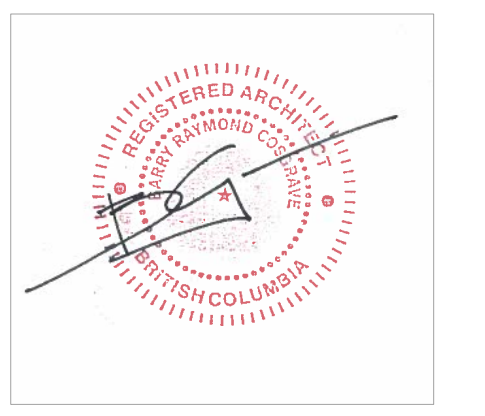
ROOF ASSEMBLIES

- R1 TYPICAL ROOF ASSEMBLY
STANDING SEAM ROOF
2 LAYERS 30MIN. BUILDING PAPER
16mm T&G PLY SHEATHING
WOOD TRUSS
BUILDING PAPER UNDER TRUSS MEMBERS
EPS ROOF PANEL - PREFIN. METAL SKIN, EPS INSULATION (R34 203mm), METAL SKIN
- R2 STANDING SEAM ROOF ASSEMBLY
STANDING SEAM ROOF
2 LAYERS 30MIN. BUILDING PAPER
16mm T&G PLY SHEATHING
WOOD TRUSS
260mm BATT. INSULATION
6mm POLY (V.B., A.B.)
16mm TYPE X GYPSUM WALL BOARD
- R3 STANDING SEAM ROOF ASSEMBLY @ STORAGE
STANDING SEAM ROOF
2 LAYERS 30MIN. BUILDING PAPER
16mm T&G PLY SHEATHING
WOOD TRUSS
200mm BATT. INSULATION
6mm POLY (V.B., A.B.)
16mm TYPE X GYPSUM WALL BOARD
- R4 STANDING SEAM ROOF ASSEMBLY @ SOFFIT / OVERHANG
STANDING SEAM ROOF
2 LAYERS 30MIN. BUILDING PAPER
16mm T&G PLY SHEATHING
WOOD TRUSS
HARDI PANEL SOFFIT CW 19X38 WOOD BATTENS



1 FLOOR PLAN
A2.01 SCALE: 1:50

- KEY NOTES:**
- 1 FLOOR MOUNTED BENCH
 - 2 WALL MOUNTED BENCH
 - 3 WALL TO TERMINATE @ UIS OF CEILING



3	TENDER	2017-08-29
Revisión / Révision	DESCRIPTION / Description	DATE / Date
Client / Client	60% REVIEW	2017-05-23

**FISHERIES AND OCEANS,
REAL PROPERTY,
SAFETY AND SECURITY**

VANCOUVER, BC
200-401 BURNARD ST.

Project title / Titre du projet
**4315 MARINE DRIVE
POWELL RIVER, B.C.**

**POWELL RIVER
SAR STATION**

Consultant Signature Box Only

Designed by/Concept par
RH

Drawn by/Dessiné par
CM

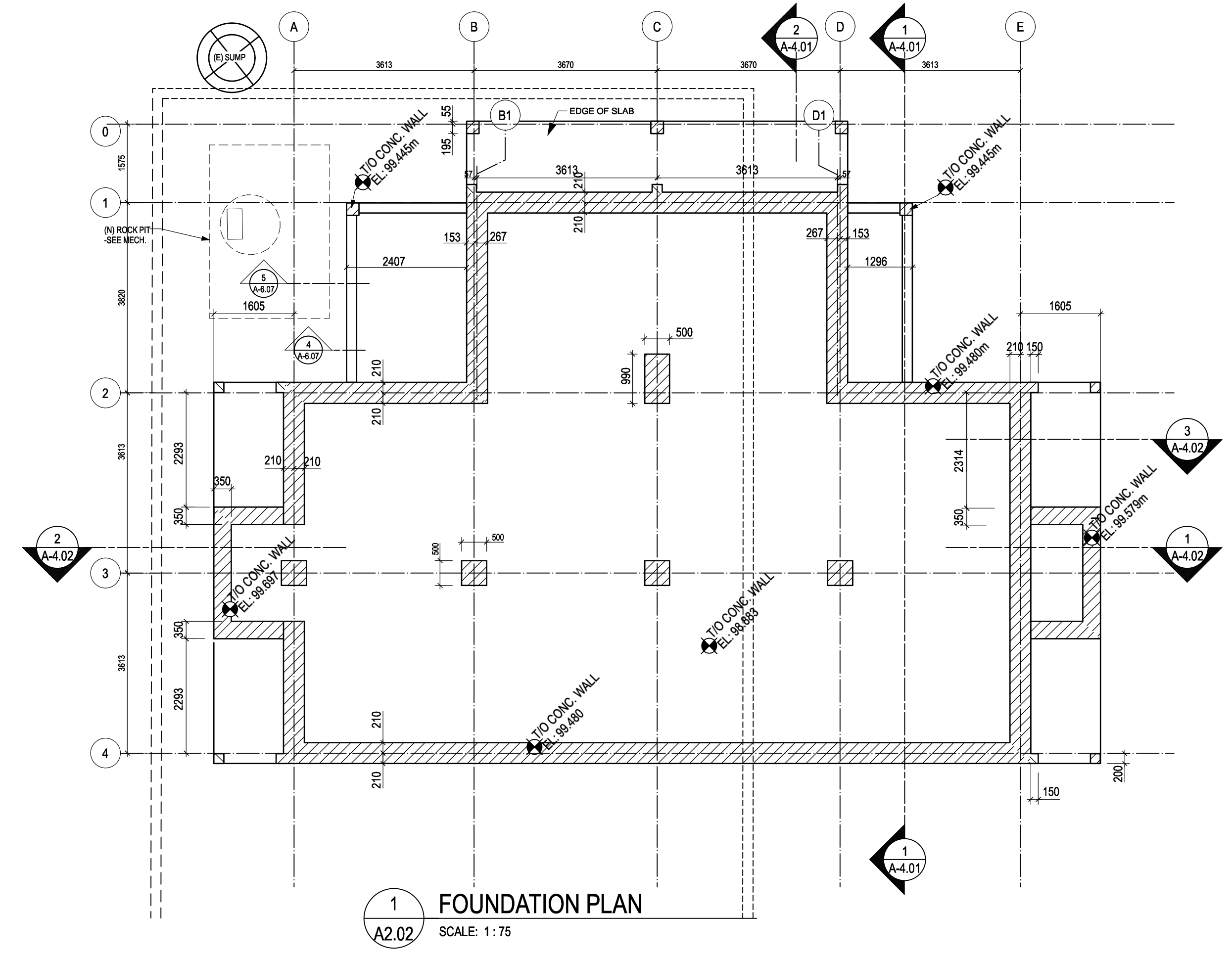
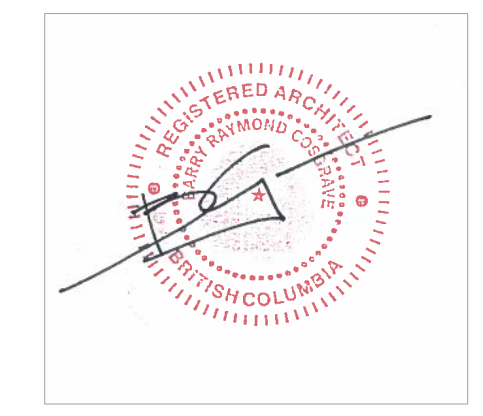
PWGSC Project Manager/Administrateur de Projets TPSSC
--

PWGSC Regional Manager, Architectural and Engineering Services/
Gestionnaire régionale, Services d'architecture et de génie, TPSSC
PREETIPAL PAUL

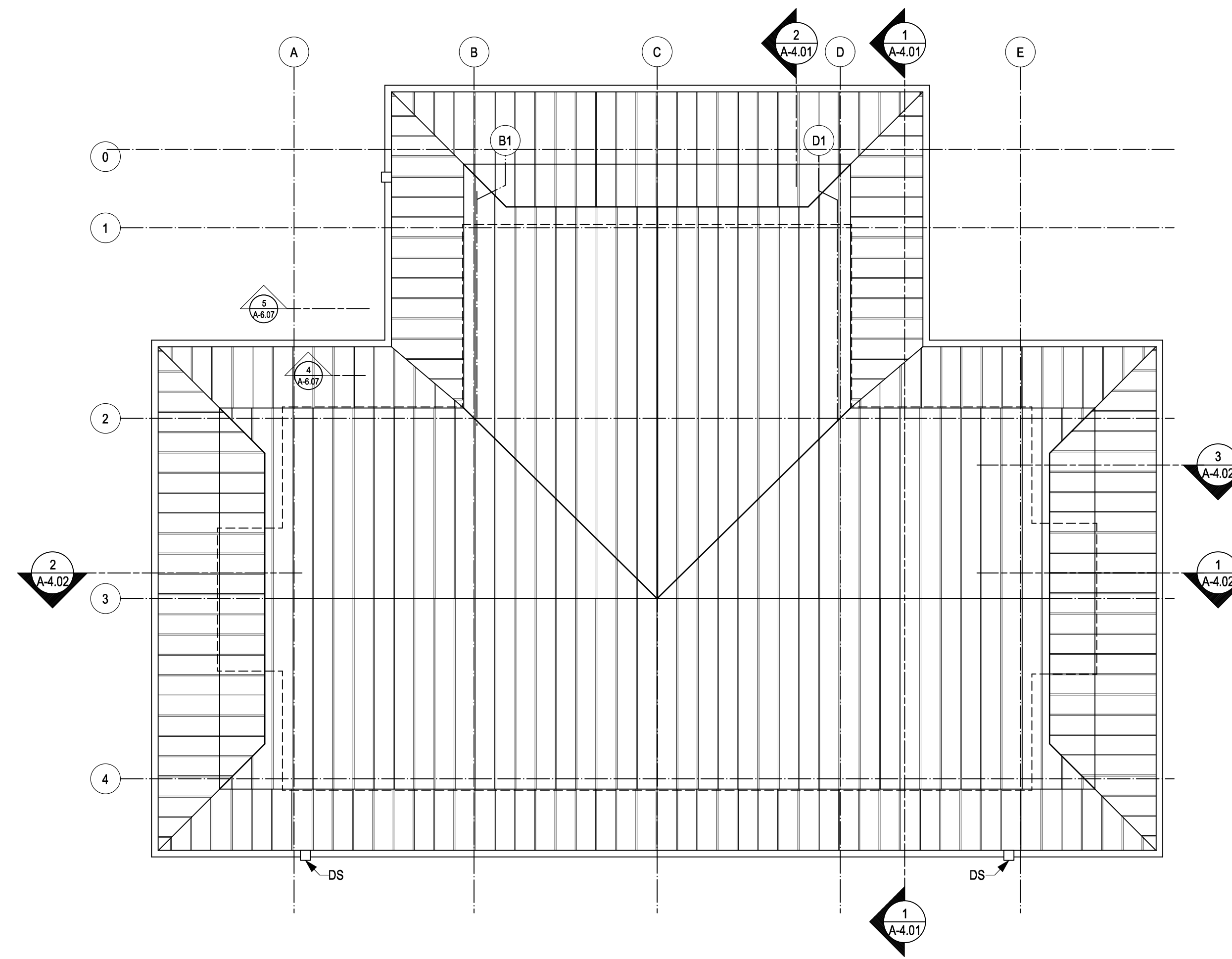
Drawing title/Titre du dessin

FLOOR PLAN

Project No./No. du projet	Sheet / Feuille	Revision no / La Révision no.
2016521	A2.01	A
	OF	



1 FOUNDATION PLAN
A2.02 SCALE: 1:75



2 ROOF PLAN
A2.02 SCALE: 1:75

3	TENDER	2017-08-29
2	PERMIT	2017-07-17
1	60% REVIEW	2017-05-23
Revision/	Description/Description	Date/Date
Revision		

Client/client
**FISHERIES AND OCEANS,
 REAL PROPERTY,
 SAFETY AND SECURITY**
**VANCOUVER, BC
 200-401 BURRARD ST.**

Project title/Titre du projet
**4315 MARINE DRIVE
 POWELL RIVER, B.C.**

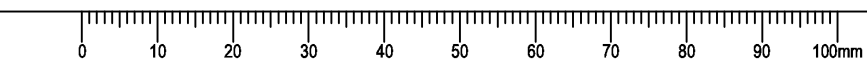
**POWELL RIVER
 SAR STATION**

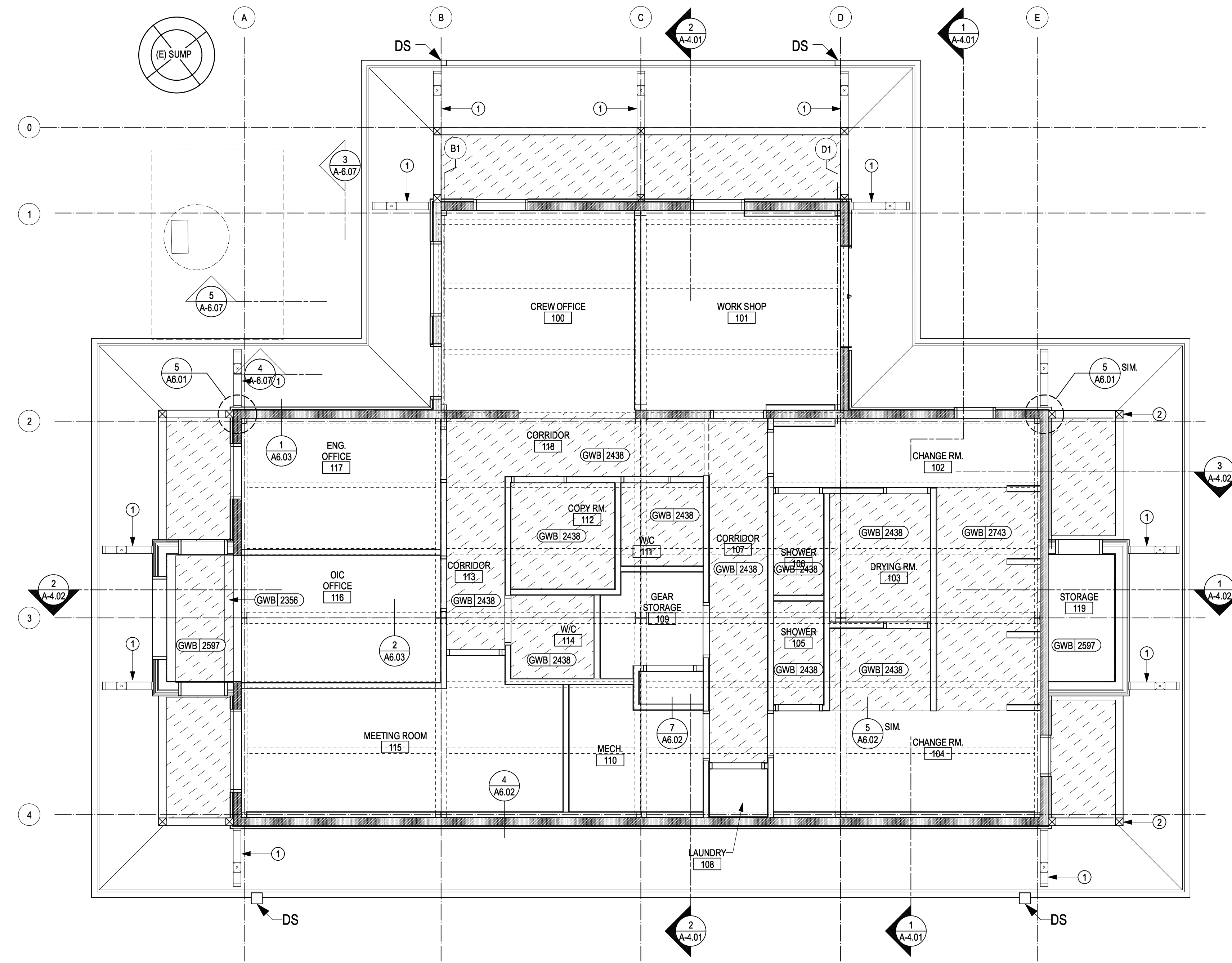
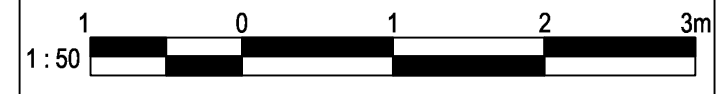
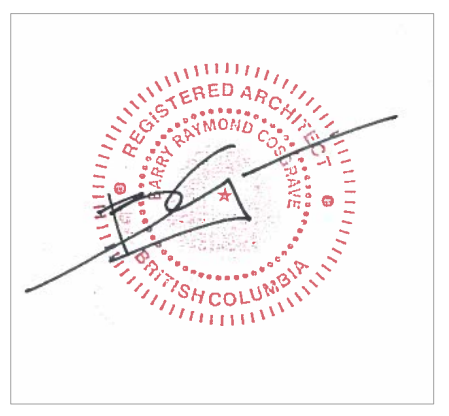

Consultant Signature Box Only
 Designed by/Concept par
RH
 Drawn by/Dessiné par
CM
 PWGSC Project Manager/Administrateur de Projets TPSGC
 --
 PWGSC, Regional Manager, Architectural and Engineering Services/
 Gestionnaire régionale, Services d'architecture et de génie, TPSGC
PREETIPAL PAUL

Drawing title/Titre du dessin
**FOUNDATION PLAN,
 ROOF PLAN**

Project No./No. du projet 2016521	Sheet/ Feuille A2.02	Revision no./ La Révision no A
	OF	

Date: 17-10-17 4:12:47 PM File name: E:\000000\PR-A2\DWG\1003\1003_1003.dwg





1 REFLECTED CEILING PLAN
 A2.03 SCALE: 1:50

- NOTES:
 ALL EXPOSED WOOD POST & BRACKETS TO BE SOLID STAIN
- ① WOOD BRACKETS
 - ② WOOD POST

Revision/Revision	Description/Description	Date/Date
3	TENDER	2017-08-29
2	PERMIT	2017-07-17
1	60% REVIEW	2017-05-23

Client/client
FISHERIES AND OCEANS, REAL PROPERTY, SAFETY AND SECURITY
 VANCOUVER, BC
 200-401 BURRARD ST.

Project title/Titre du projet
4315 MARINE DRIVE POWELL RIVER, B.C.

POWELL RIVER SAR STATION

Consultant Signature Box Only

Designed by/Concept par
RH

Drawn by/Dessiné par
CM

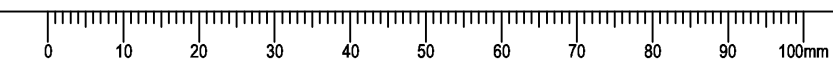
PWGSC Project Manager/Administrateur de Projets TPSGC
 --

PWGSC Regional Manager, Architectural and Engineering Services / Gestionnaire régionale, Services d'architecture et de génie, TPSGC
PREETIPAL PAUL

Drawing title/Titre du dessin

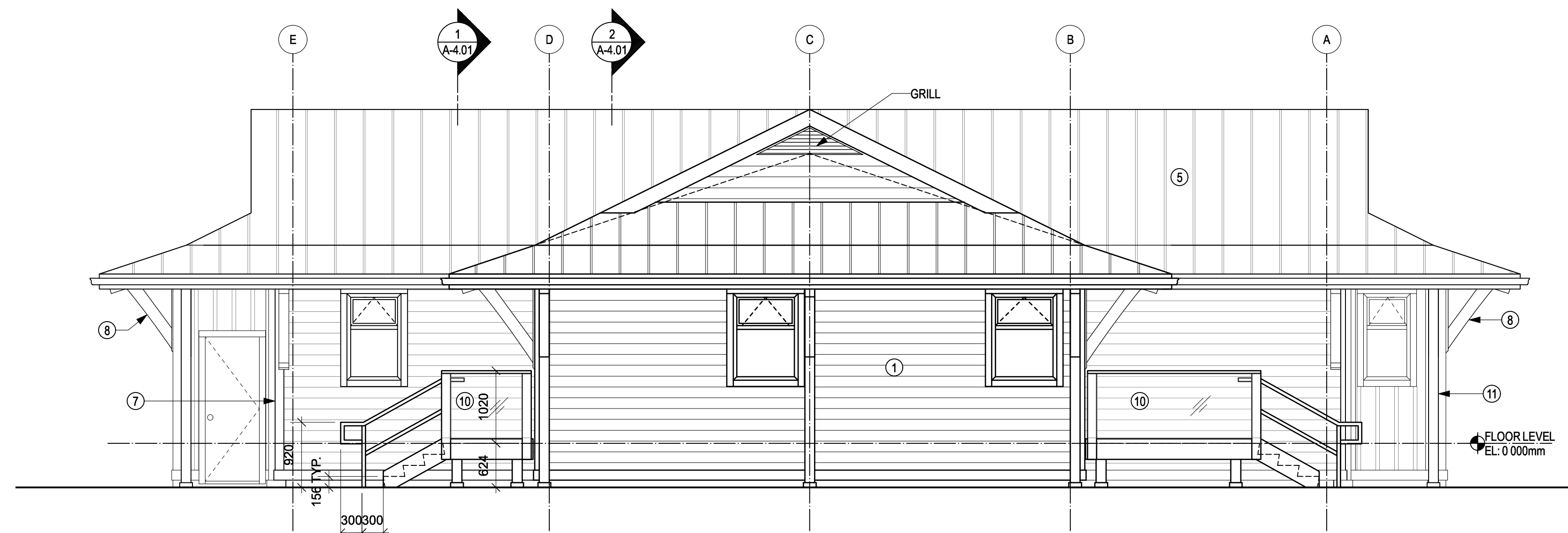
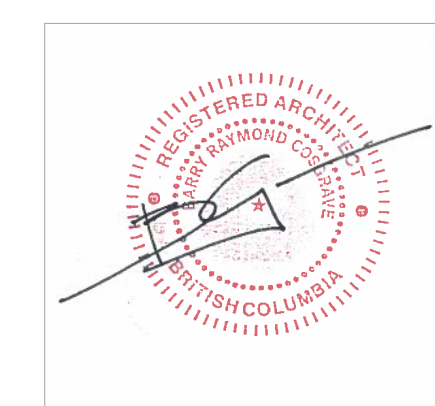
REFLECTED CEILING PLAN

Project No./No. du projet	Sheet/ Feuille	Revision no./ La Révision no.
2016521	A2.03 OF	A

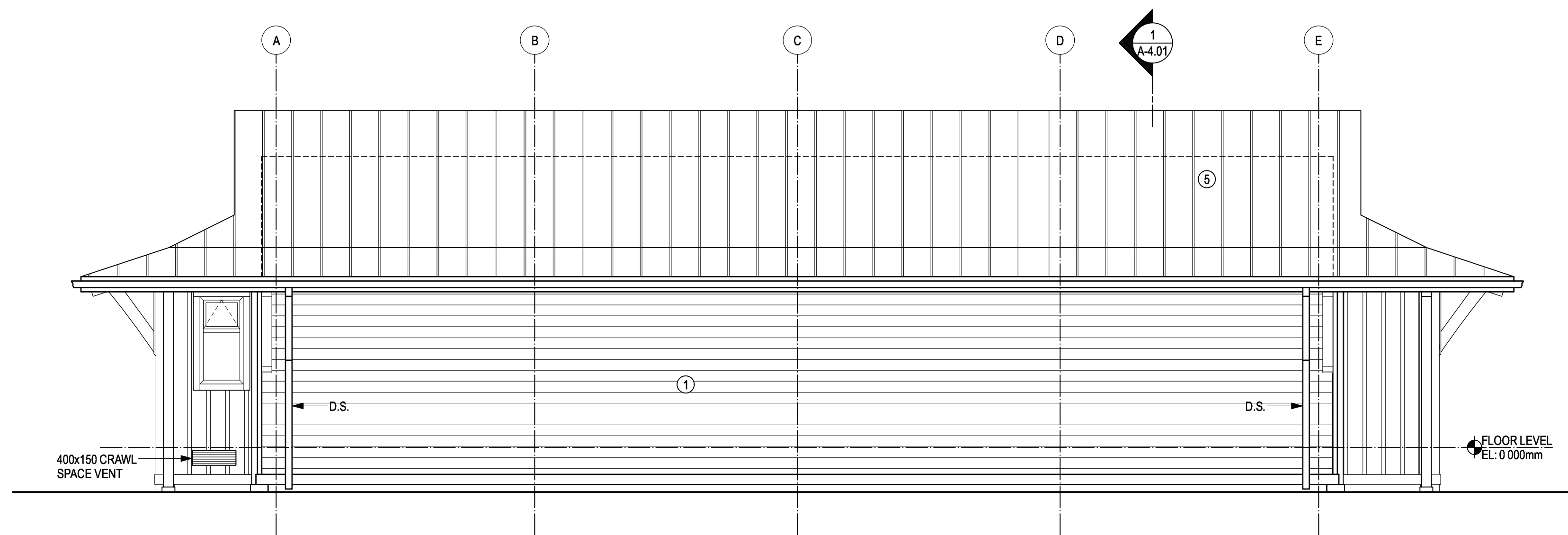


KEY NOTES:

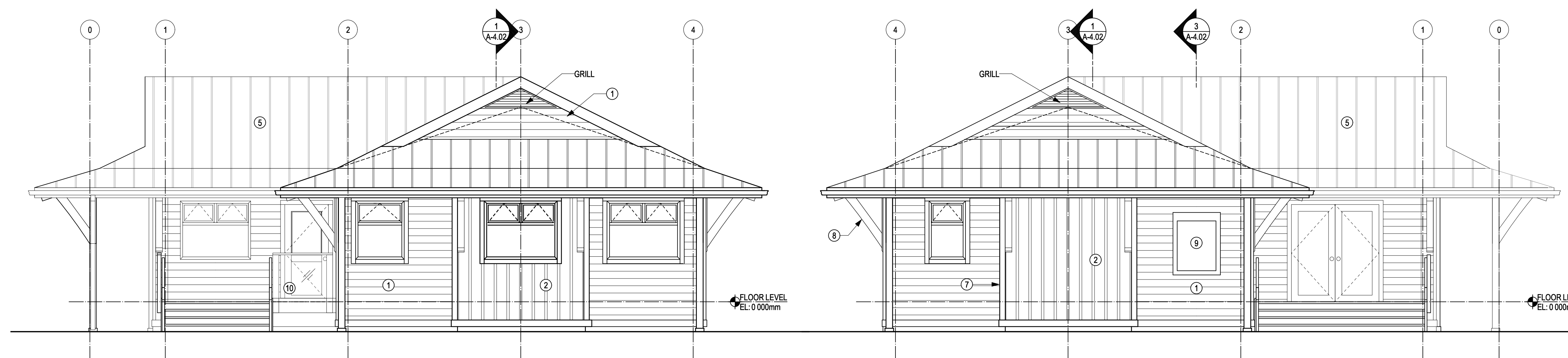
- ① HARDI PLANK SIDING
- ② HARDI PANEL & WOOD BATTENS
- ③ ALUMINUM GUTTER & DOWNSPOUT
- ④ ALUM. & GLASS RAILINGS
- ⑤ METAL ROOF
- ⑥ ALUM. FLASHING
- ⑦ WOOD TRIM
- ⑧ WOOD BRACKETS
- ⑨ MESSAGE BOARD
- ⑩ GLASS & ALUMINIUM RAILS
- ⑪ WOOD POSTS



1 NORTH ELEVATION
 A3.01 SCALE: 1:50



2 SOUTH ELEVATION
 A3.01 SCALE: 1:50



3 WEST SIDE ELEVATION
 A3.01 SCALE: 1:50

4 EAST SIDE ELEVATION
 A3.01 SCALE: 1:50

3	TENDER	2017-08-29
2	PERMIT	2017-07-17
1	60% REVIEW	2017-05-23
Revision/	Description/Description	Date/Date

Client/client
**FISHERIES AND OCEANS,
 REAL PROPERTY,
 SAFETY AND SECURITY**
 VANCOUVER, BC
 200-401 BURRARD ST.

Project title/Titre du projet
**4315 MARINE DRIVE
 POWELL RIVER, B.C.**

**POWELL RIVER
 SAR STATION**

Consultant Signature Box Only

Designed by/Concept par
RH

Drawn by/Dessiné par
CM

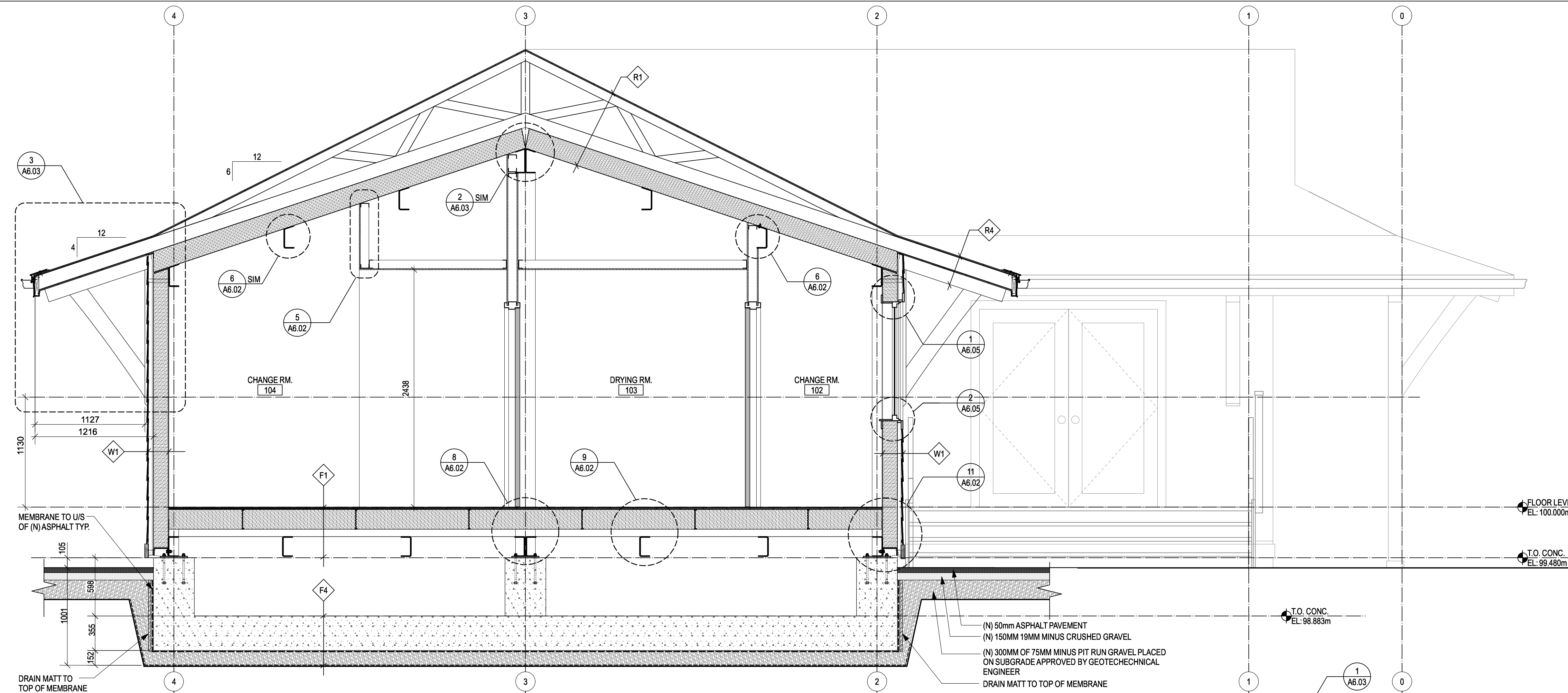
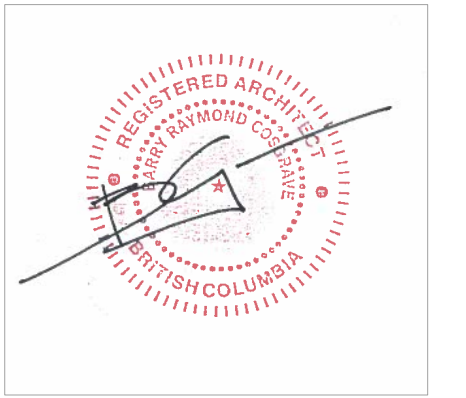
PWGSC Project Manager/Administrateur de Projets TPSGC

PWGSC Regional Manager, Architectural and Engineering Services/
 Gestionnaire régionale, Services d'architecture et de génie, TPSGC
PREETIPAL PAUL

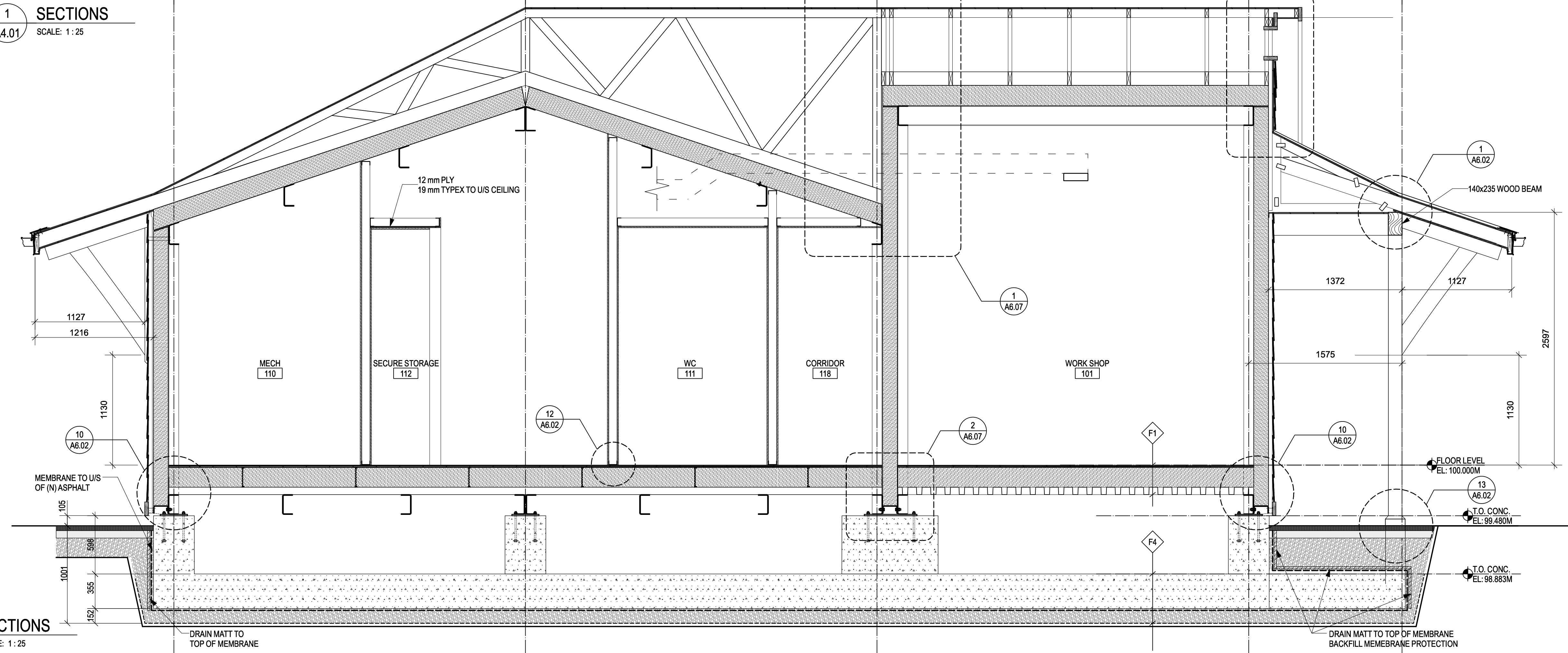
Drawing title/Titre du dessin

EXTERIOR ELEVATIONS

Project No./No. du projet 2016521	Sheet/ Feuille A3.01 OF	Revision no./ La Révision no. A
---	--------------------------------------	--



1 SECTIONS
A4.01 SCALE: 1:25



2 SECTIONS
A4.01 SCALE: 1:25

3	TENDER	2017-08-29
2	PERMIT	2017-07-17
1	60% REVIEW	2017-05-23
Revision/Revision	Description/Description	Date/Date

Client/client
FISHERIES AND OCEANS, REAL PROPERTY, SAFETY AND SECURITY
VANCOUVER, BC
200-401 BURRARD ST.

Project title/Titre du projet
4315 MARINE DRIVE POWELL RIVER, B.C.

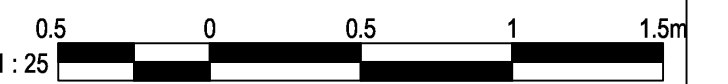
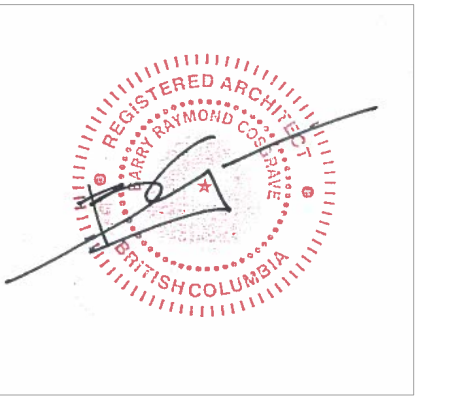
POWELL RIVER SAR STATION

Consultant Signature Box Only
 Designed by/Concept par **RH**
 Drawn by/Dessiné par **CM**
 PWGSC Project Manager/Administrateur de Projets TPSGC
 PWGSC Regional Manager, Architectural and Engineering Services / Gestionnaire régionale, Services d'architecture et de génie, TPSGC
PREETIPAL PAUL
 Drawing title/Titre du dessin

BUILDING SECTIONS

Project No./No. du projet 2016521	Sheet/ Feuille A4.01 OF	Revision no./ La Révision no. A
---	--------------------------------------	---

Date: 17:04.4 4/23/17 PM File name: E:\000000\PR-42\DWG\A4.01.XYZ (8.80) kmw PWGSC-A1



Revision/Revisions	Description/Description	Date/Date
3	TENDER	2017-08-29
2	PERMIT	2017-07-17
1	60% REVIEW	2017-05-23

FISHERIES AND OCEANS, REAL PROPERTY, SAFETY AND SECURITY

VANCOUVER, BC
200-401 BURRARD ST.

Project title/Titre du projet
**4315 MARINE DRIVE
POWELL RIVER, B.C.**

POWELL RIVER SAR STATION

Consultant Signature Box Only

Designed by/Concept par
RH

Drawn by/Dessiné par
CM

PWGS GC Project Manager/Administrateur de Projets TPSSGC

PWGS GC Regional Manager, Architectural and Engineering Services/
Gestionnaire régionale, Services d'architecture et de génie, TPSSGC
PREETIPAL PAUL

Drawing title/Titre du dessin

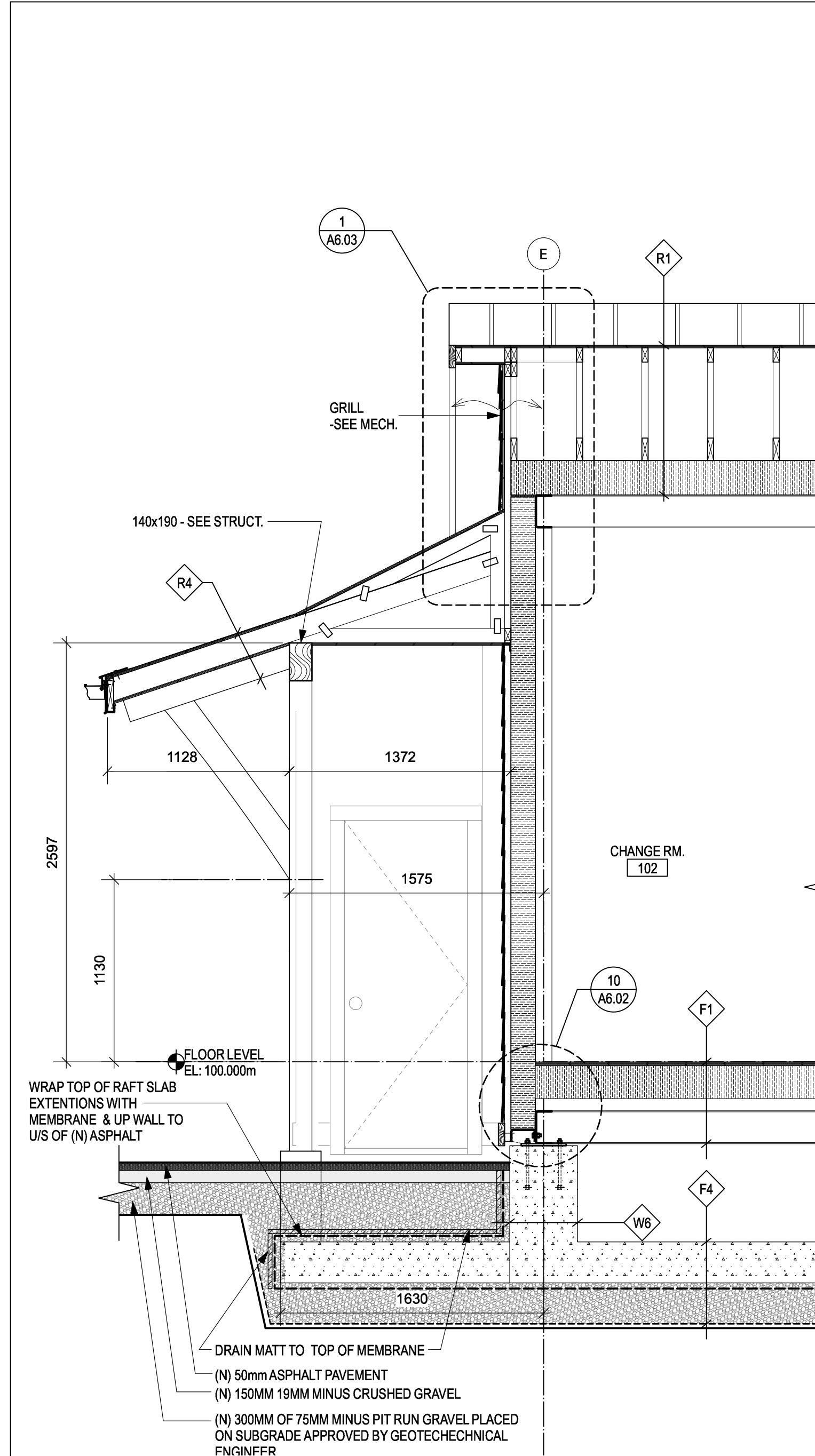
BUILDING SECTIONS

Project No./No. du projet
2016521

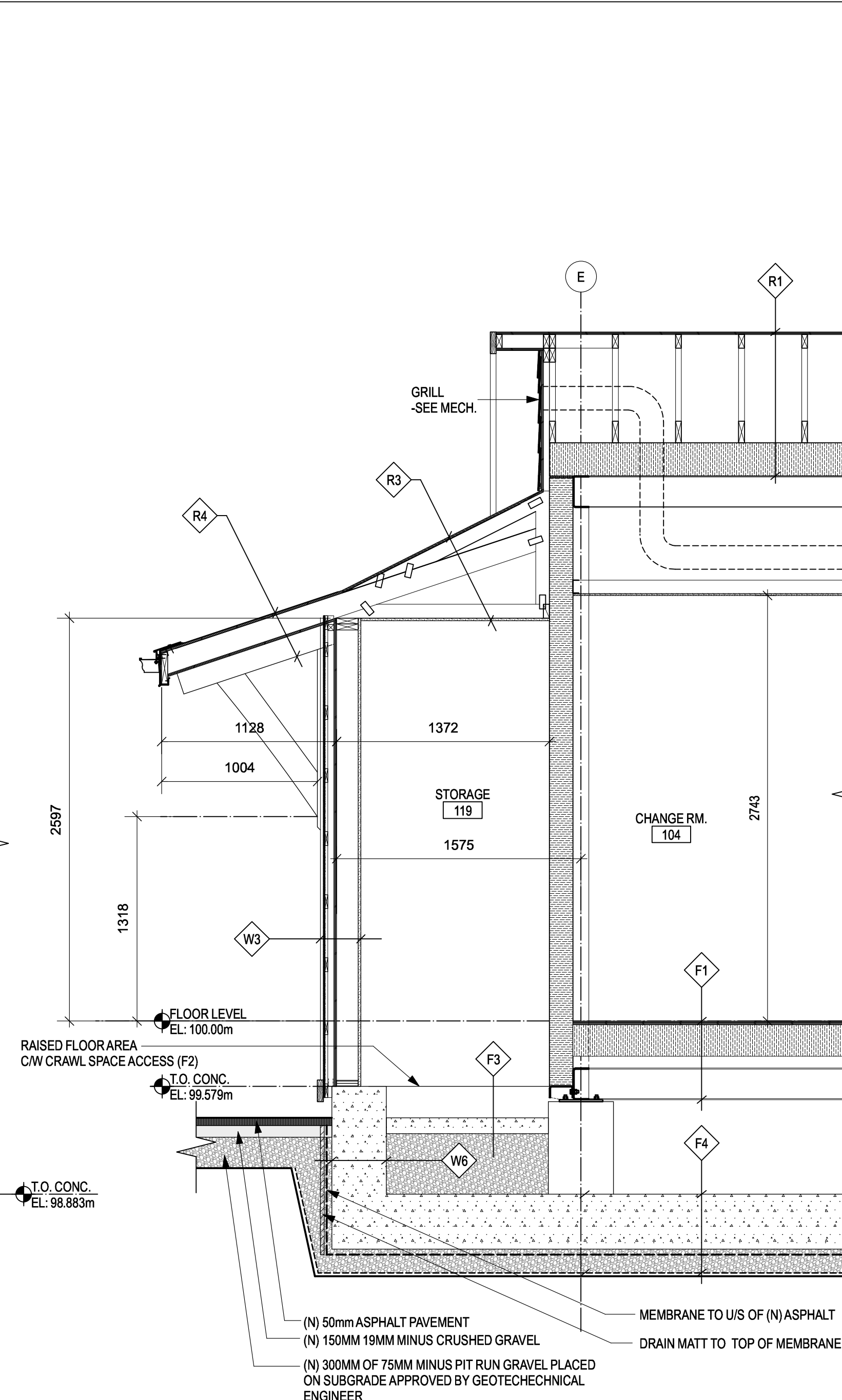
Sheet/ Feuille
A4.02

Revision no./
La Révision no.
A

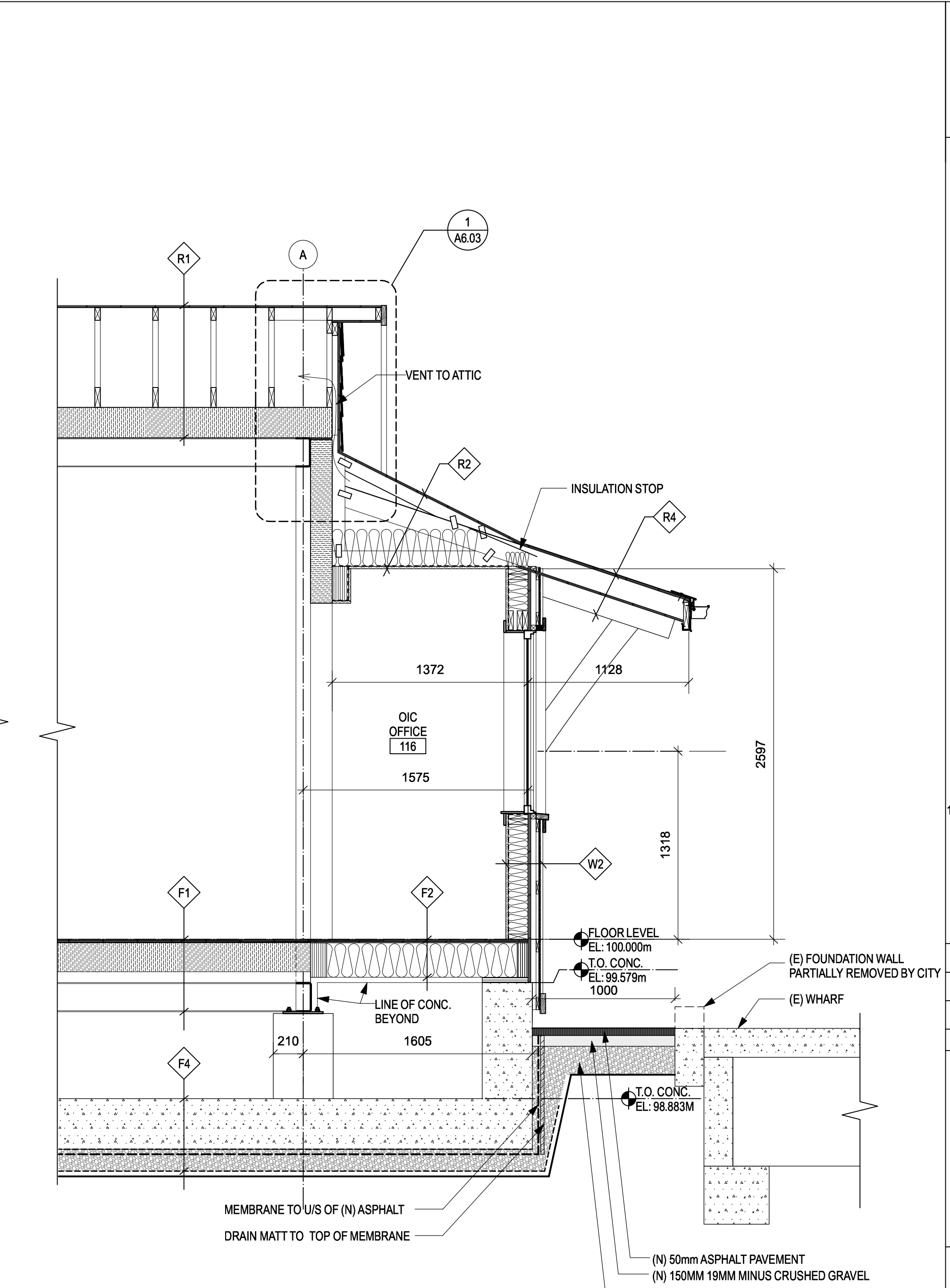
OF



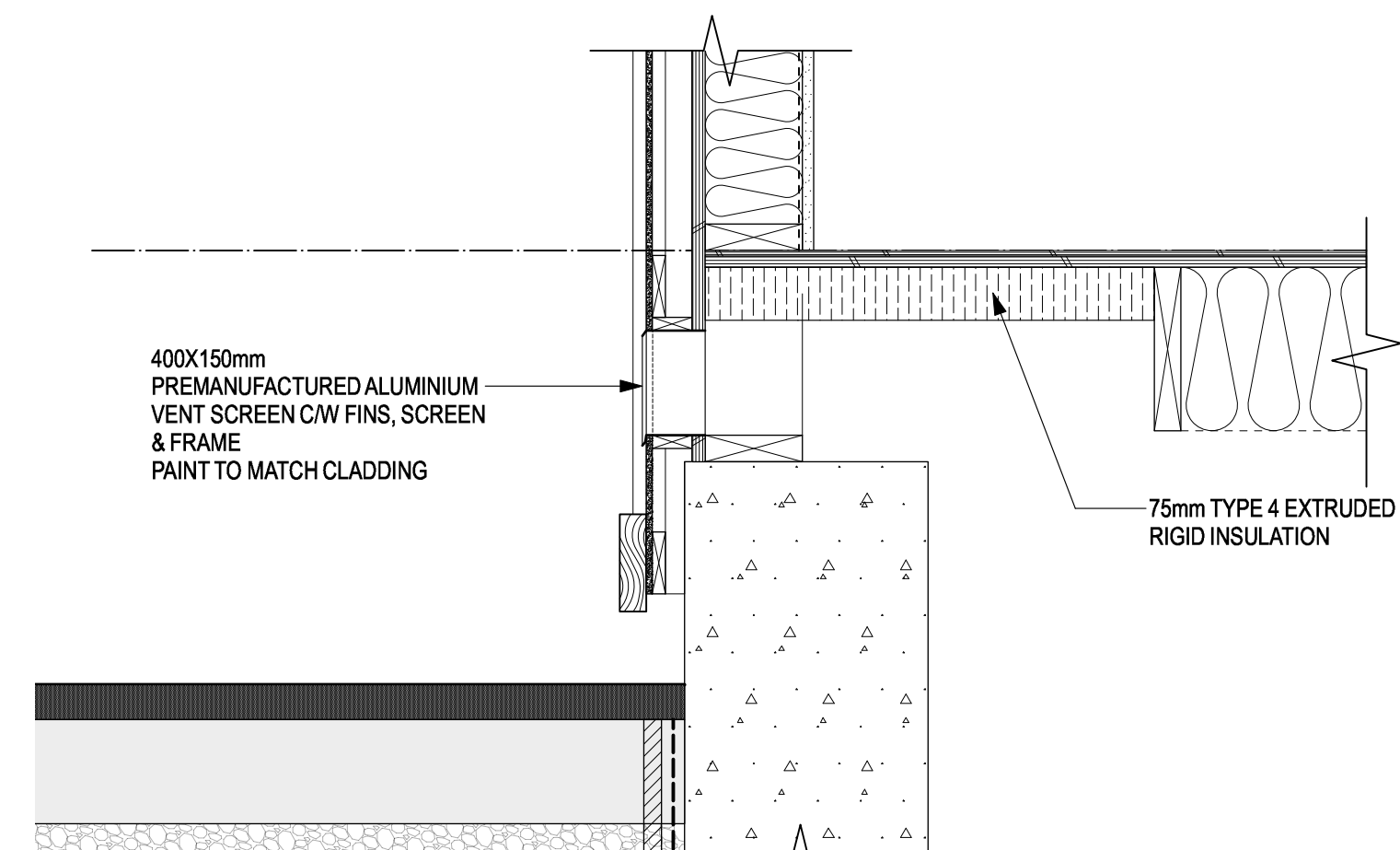
3 BUILDING SECTION
A4.02 SCALE: 1:25



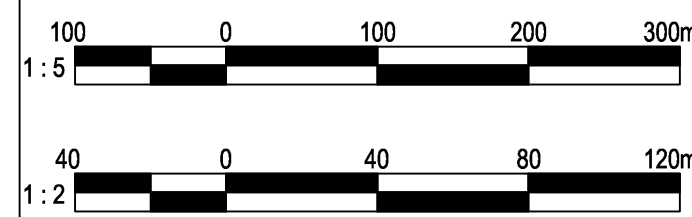
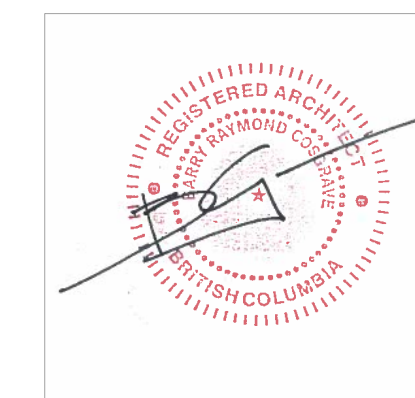
1 BUILDING SECTION
A4.02 SCALE: 1:25



2 BUILDING SECTION
A4.02 SCALE: 1:25



4 CRAWLSPACE VENT DETAIL
A4.02 SCALE: 1:25



Revision/	Description/Description	Date/Date
3	TENDER	2017-08-29
2	PERMIT	2017-07-17
1	60% REVIEW	2017-05-23

Client/Client

**FISHERIES AND OCEANS,
REAL PROPERTY,
SAFETY AND SECURITY**

VANCOUVER, BC
200-401 BURRARD ST.

Project title/Titre du projet
**4315 MARINE DRIVE
POWELL RIVER, B.C.**

**POWELL RIVER
SAR STATION**

Consultant Signature Box Only

Designed by/Concept par
RH

Drawn by/Dessiné par
CM

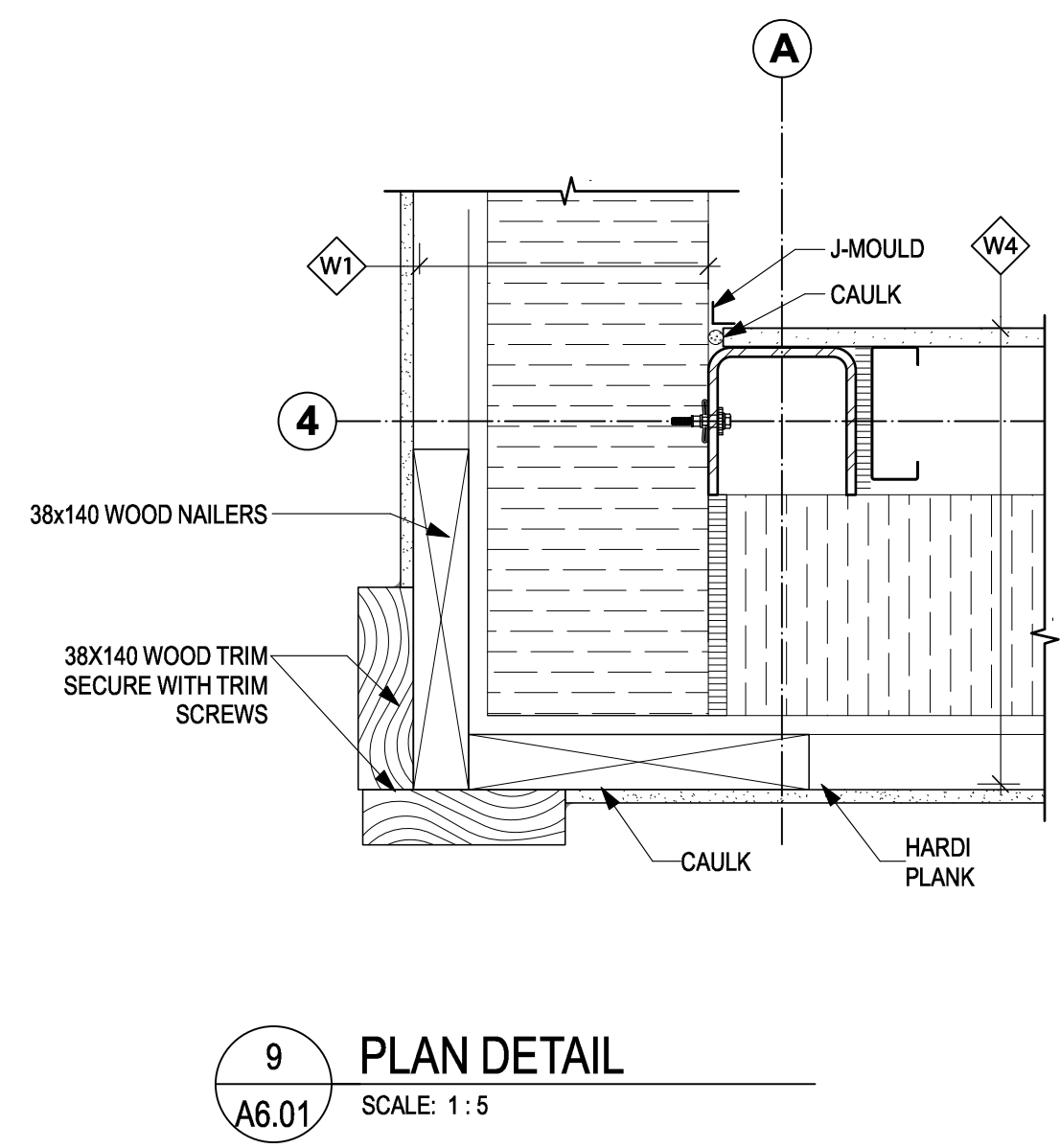
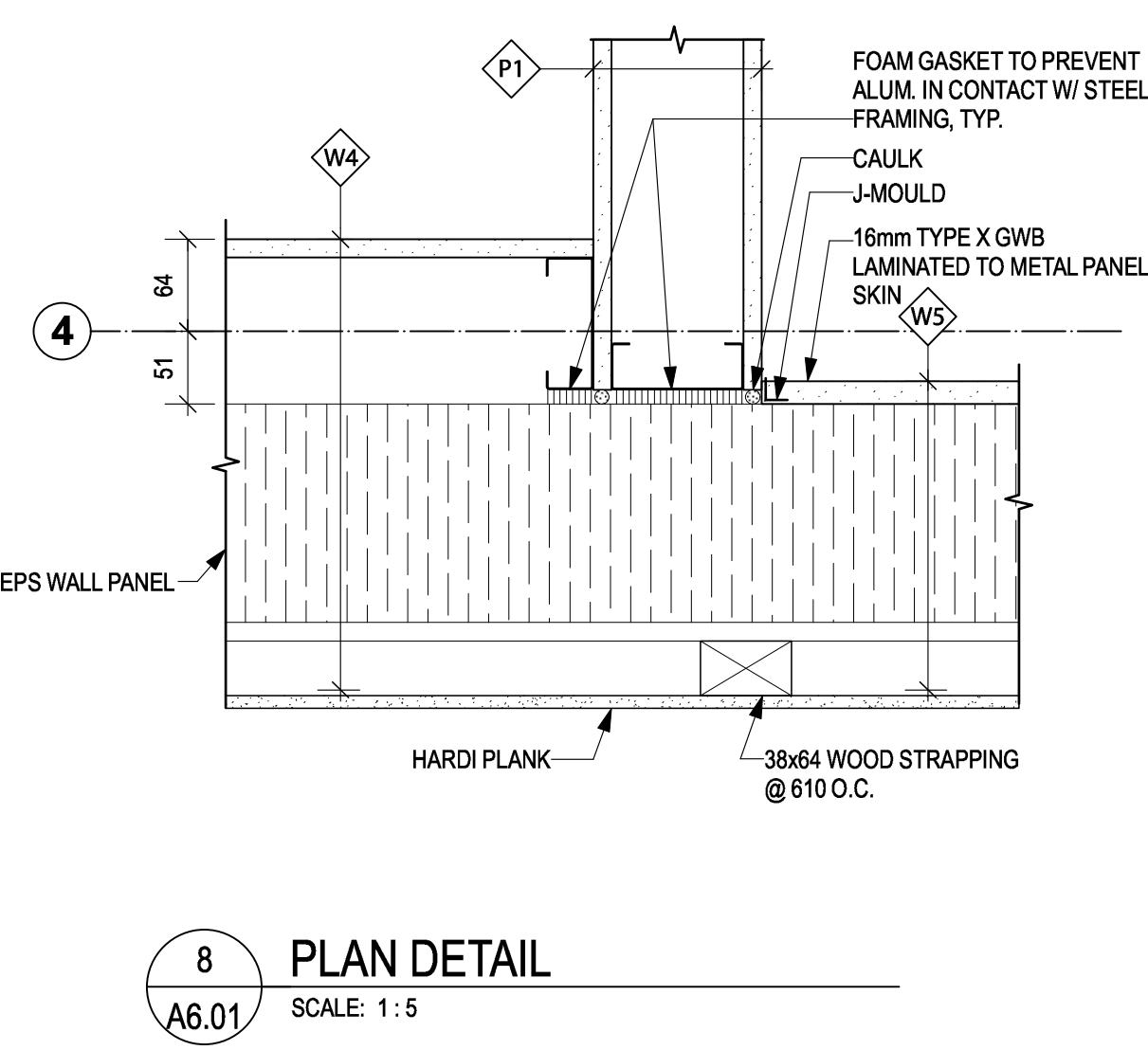
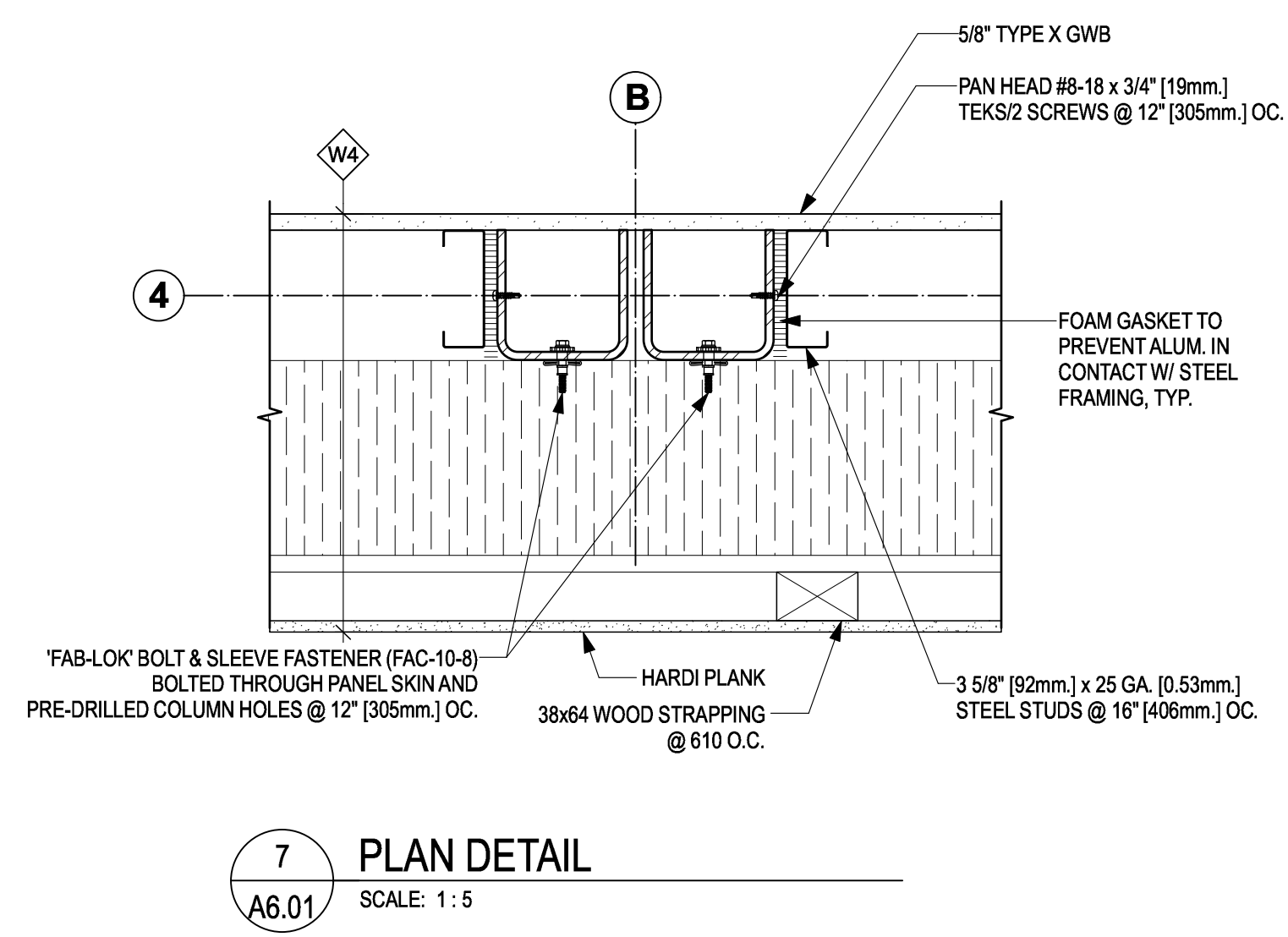
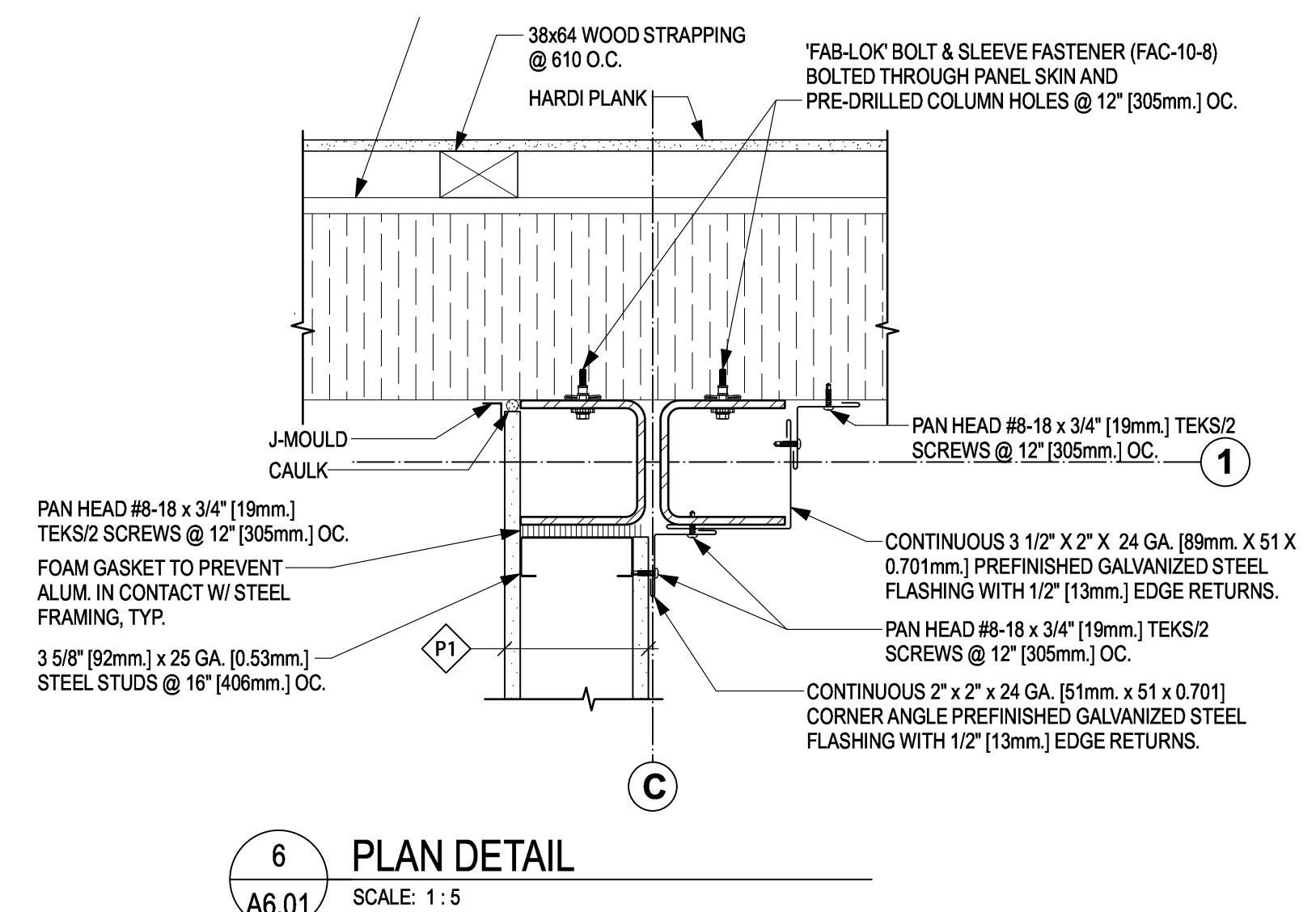
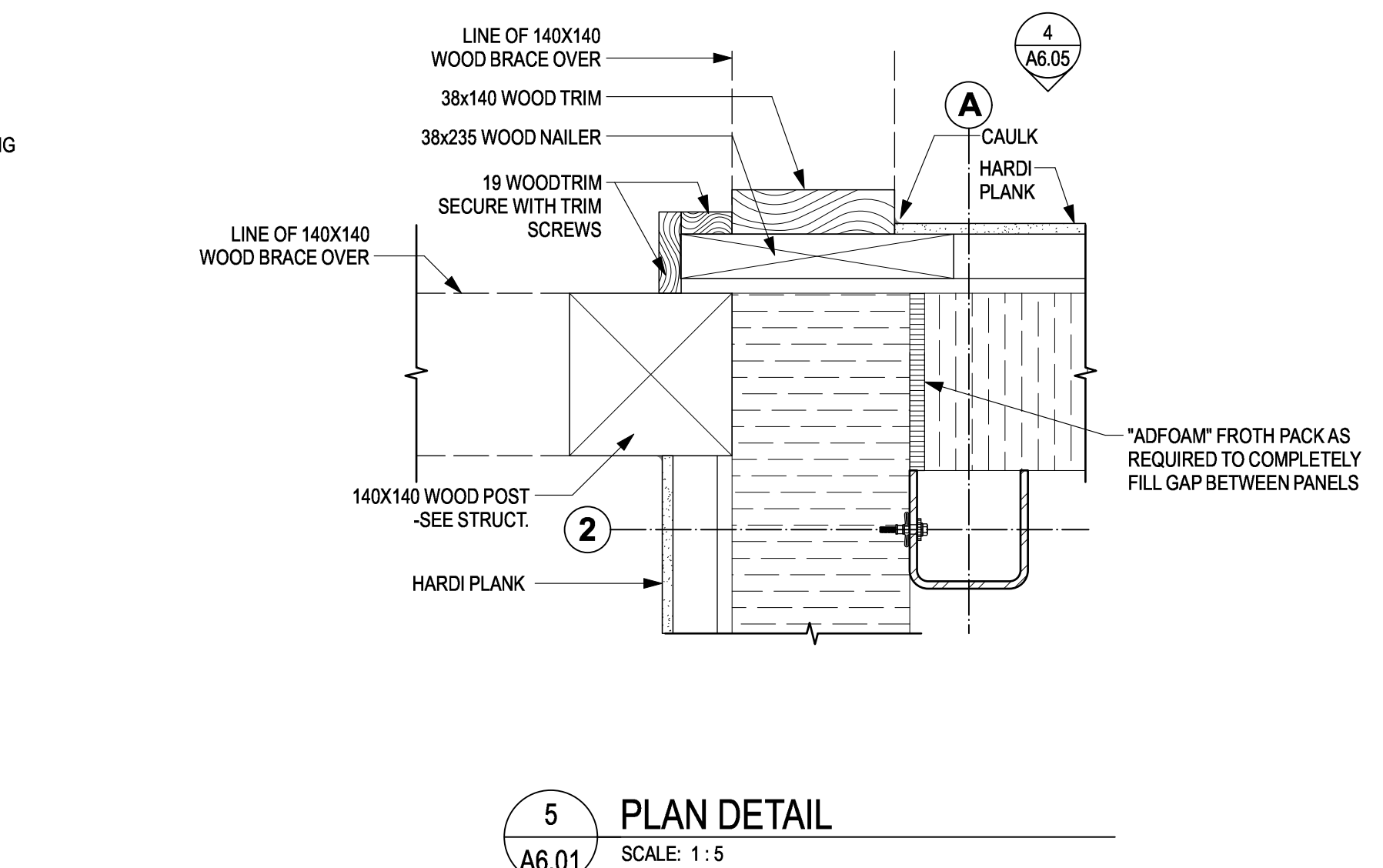
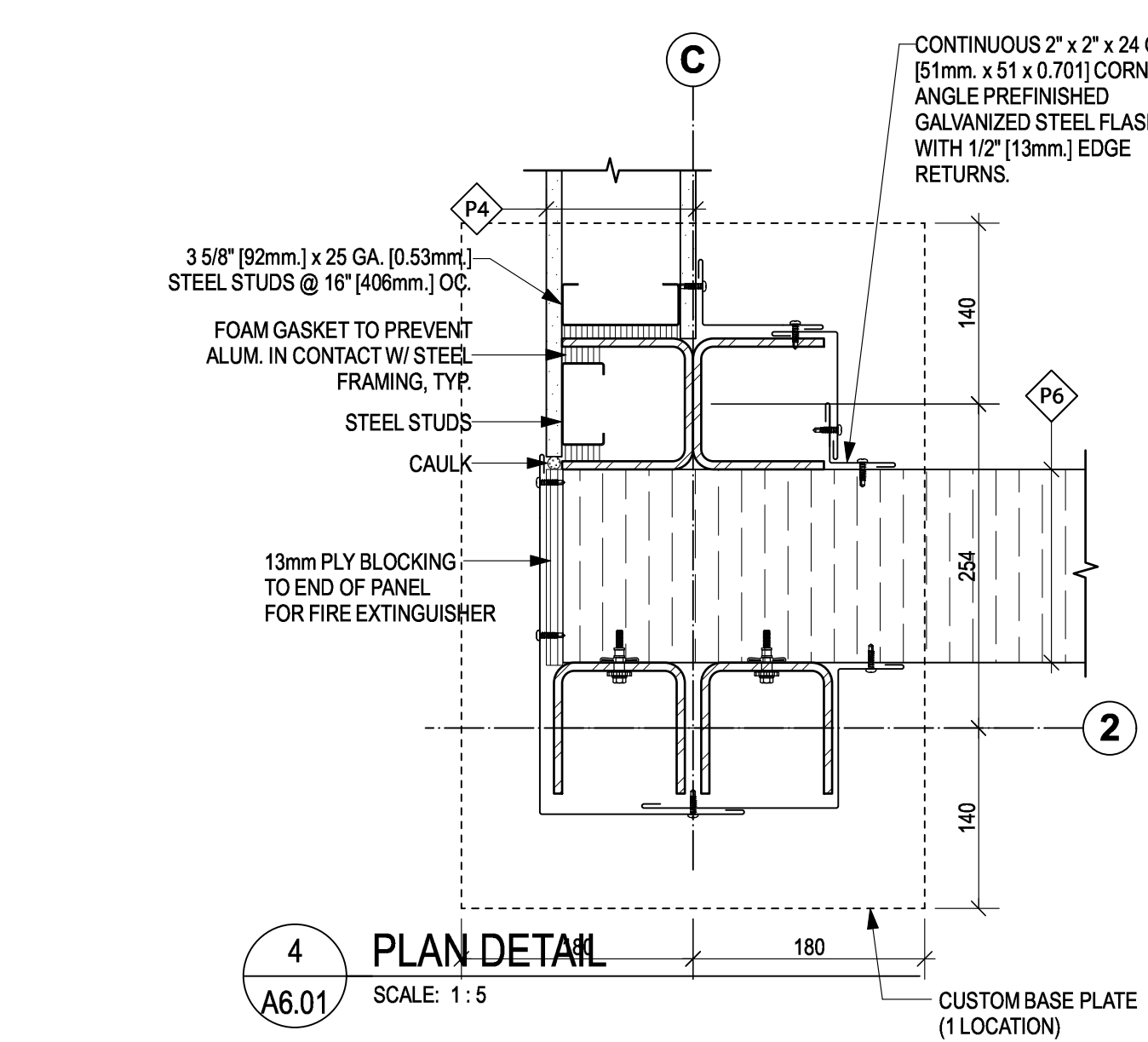
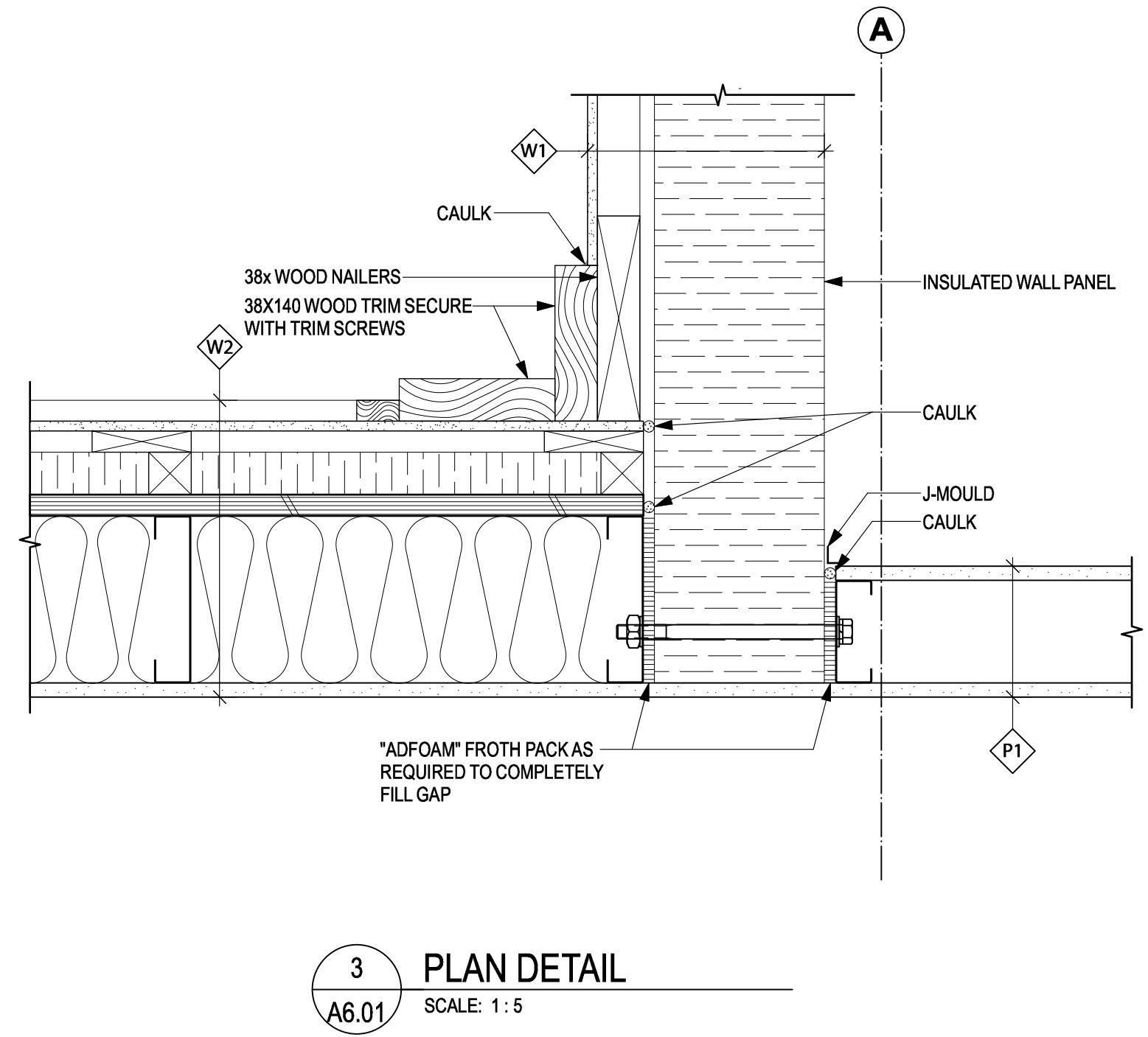
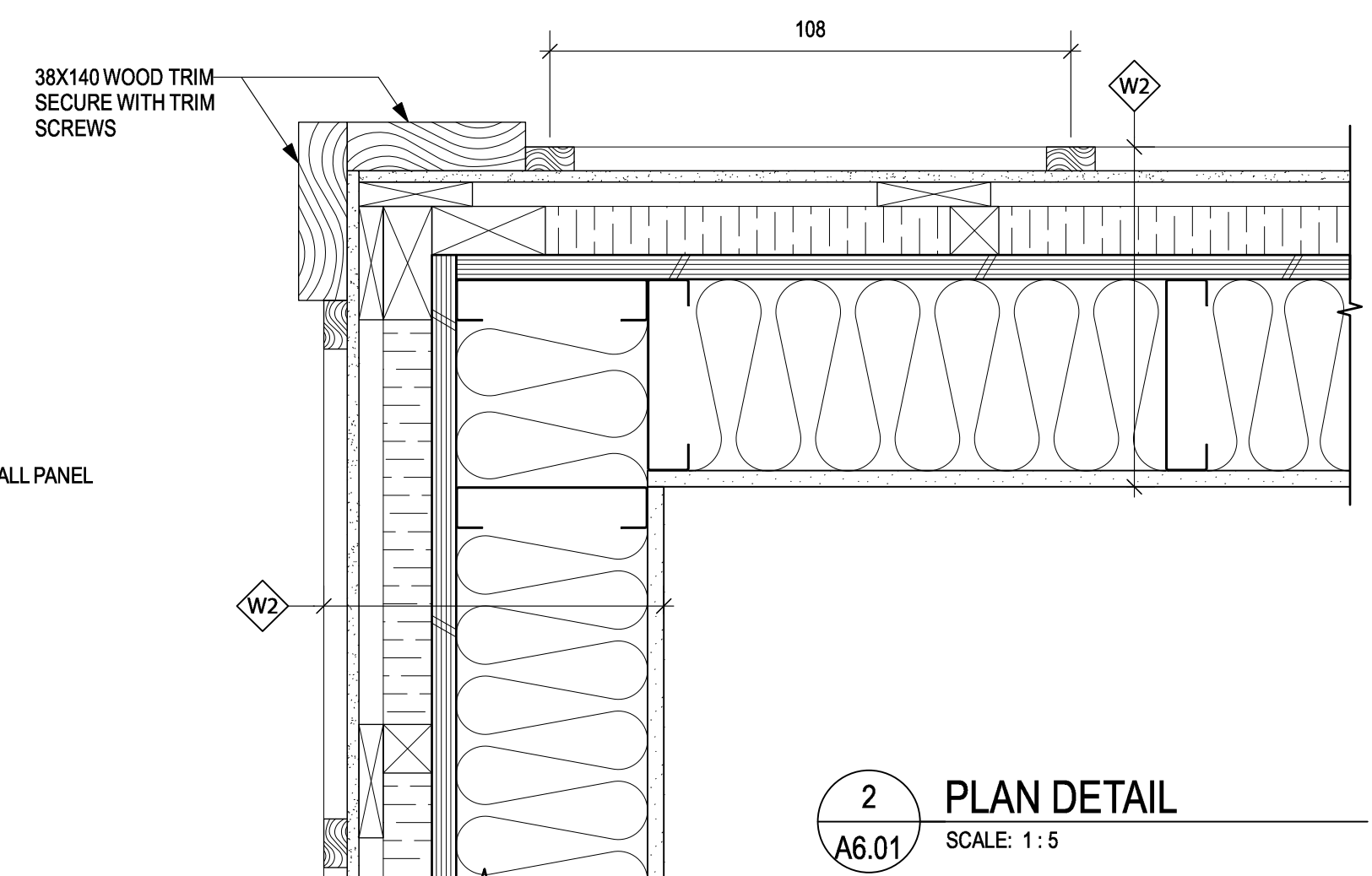
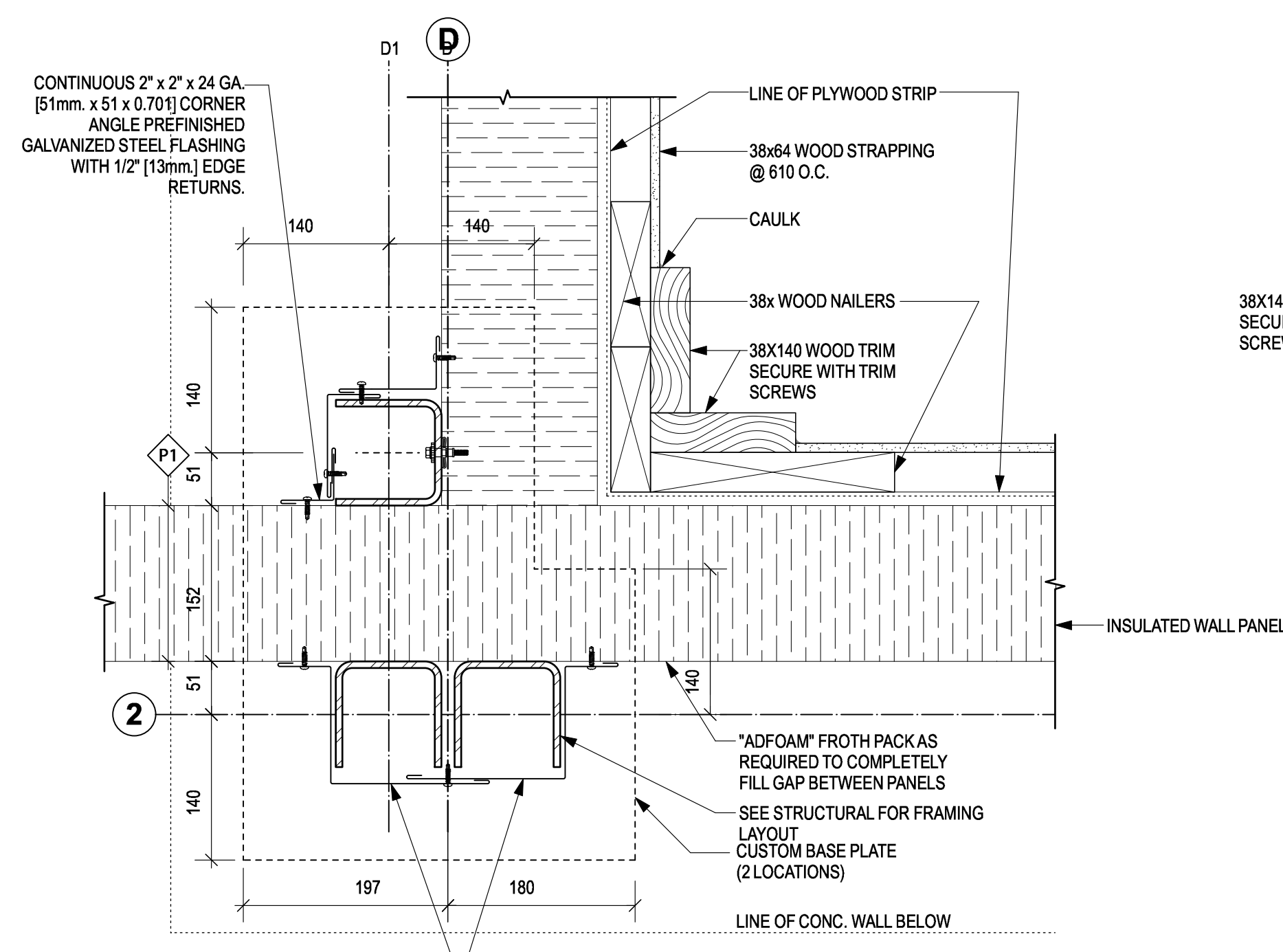
PWGSC Project Manager/Administrateur de Projets TPSPGC

PWGSC, Regional Manager, Architectural and Engineering Services
Gestionnaire régionale, Services d'architecture et de génie, TPSPGC
PREETIPAL PAUL

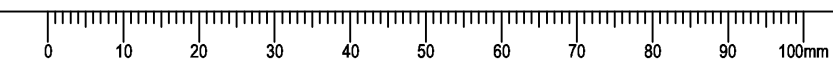
Drawing title/Titre du dessin

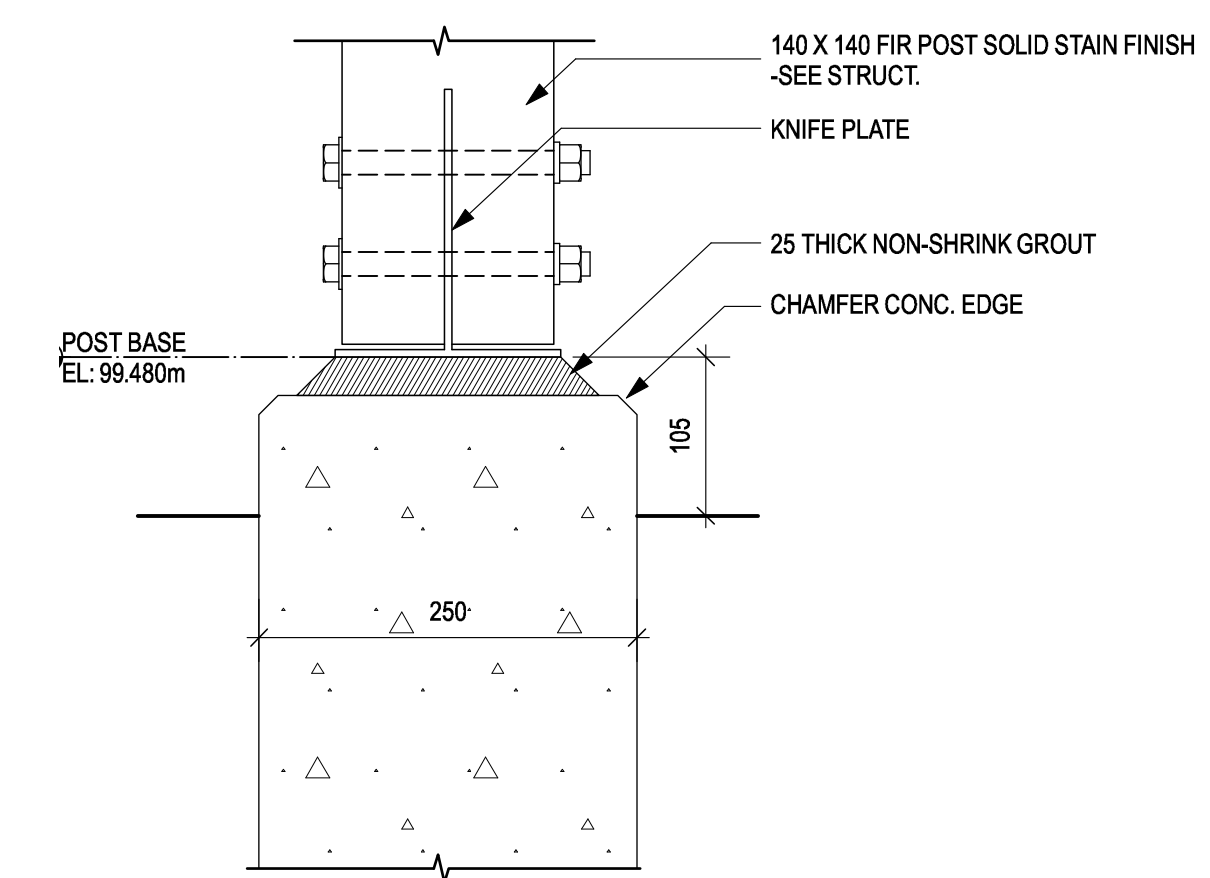
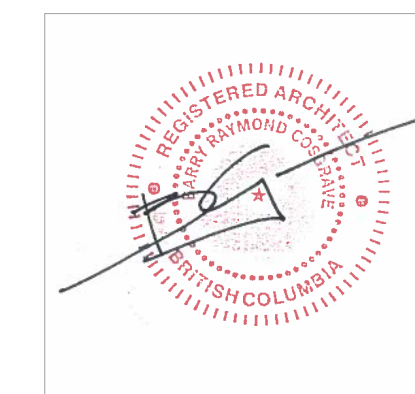
DETAILS

Project No./No. du projet	Sheet/ Feuille	Revision no./ La Révision no.
2016521	A6.01	2
	OF	

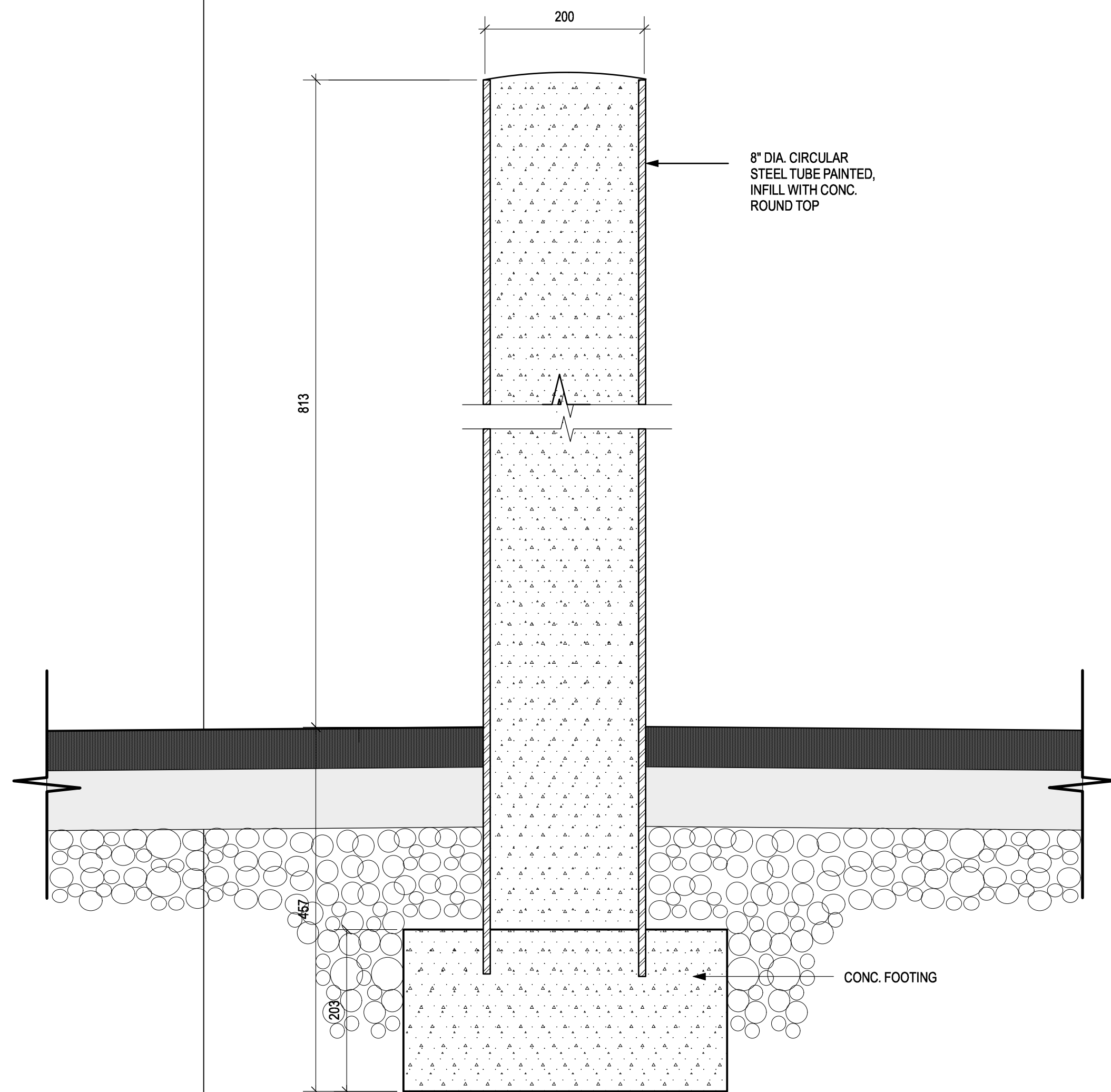


Date: 17-10-17, 4:10:56 PM File name: E:\000000\PR-A6-01\Detail\A6.01.dwg PWGSC-A1

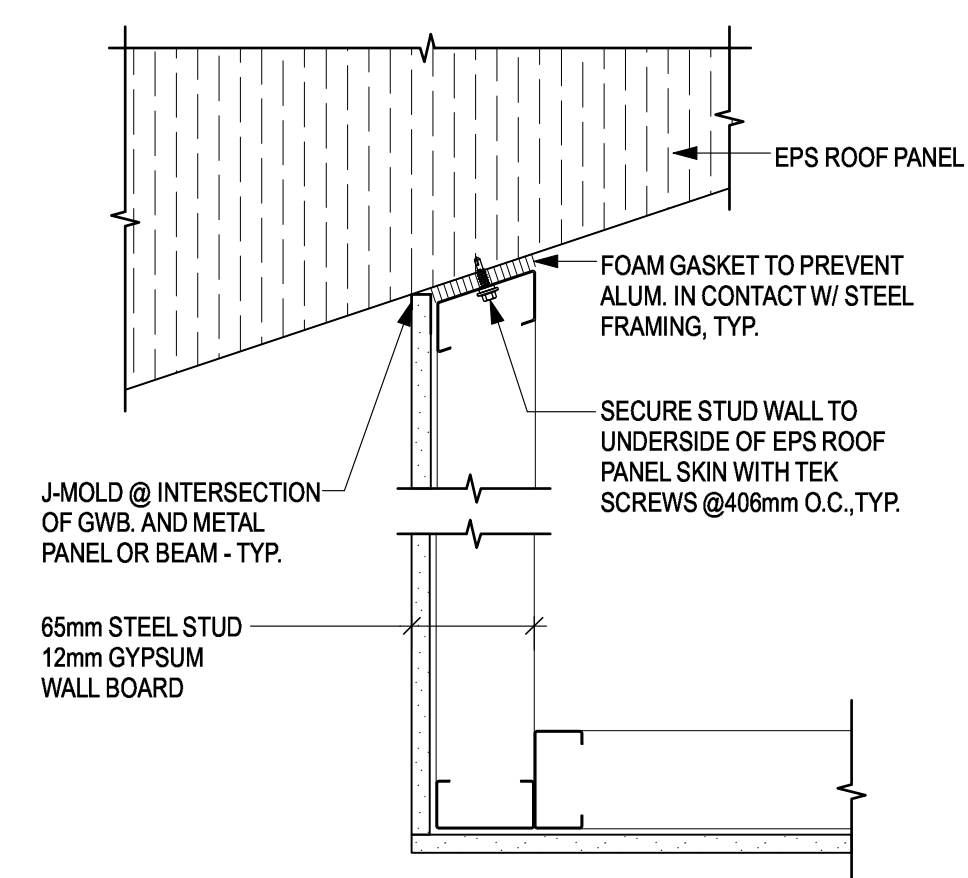




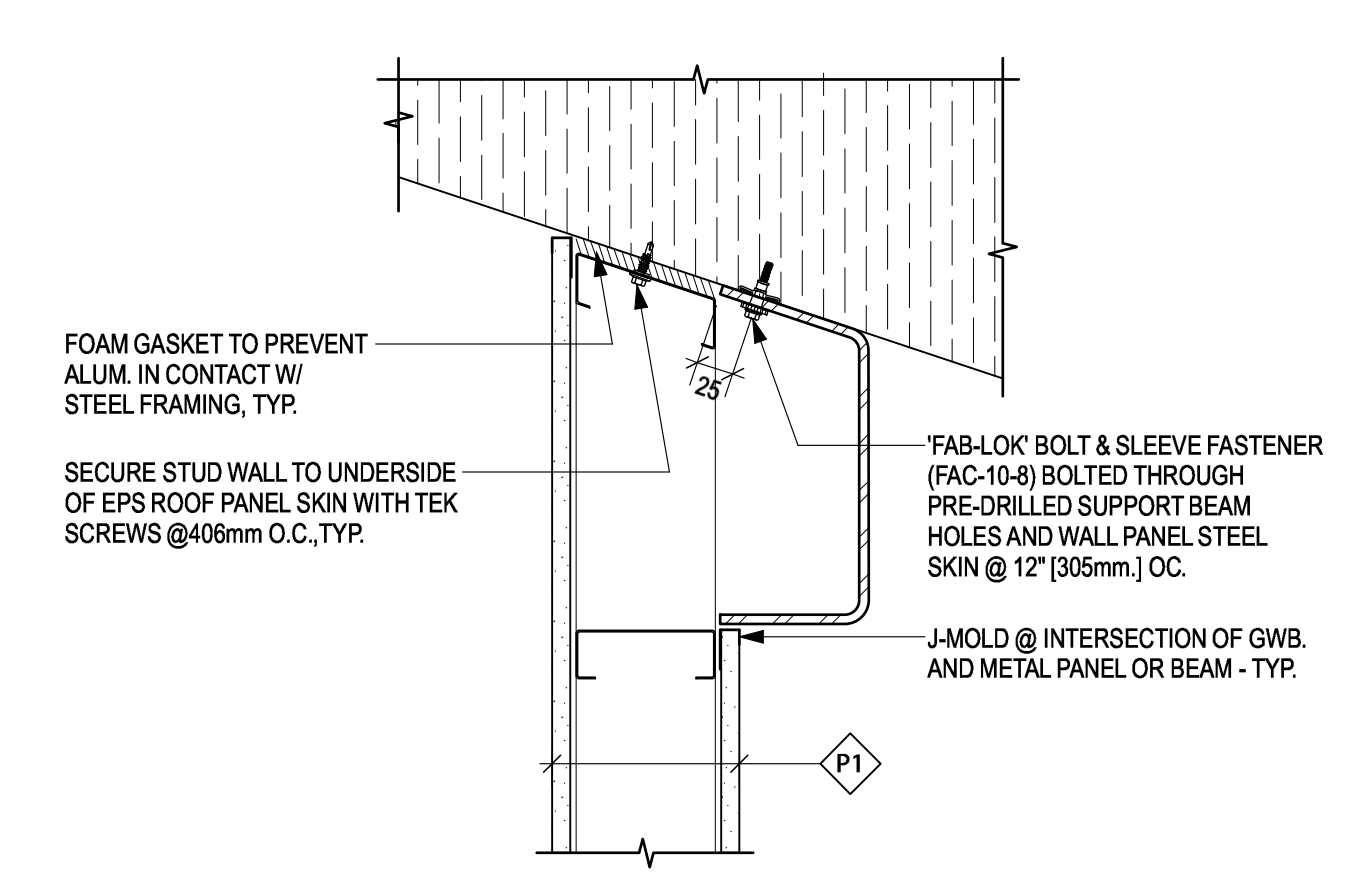
13 TYPICAL POST BASE
SCALE: 1:5



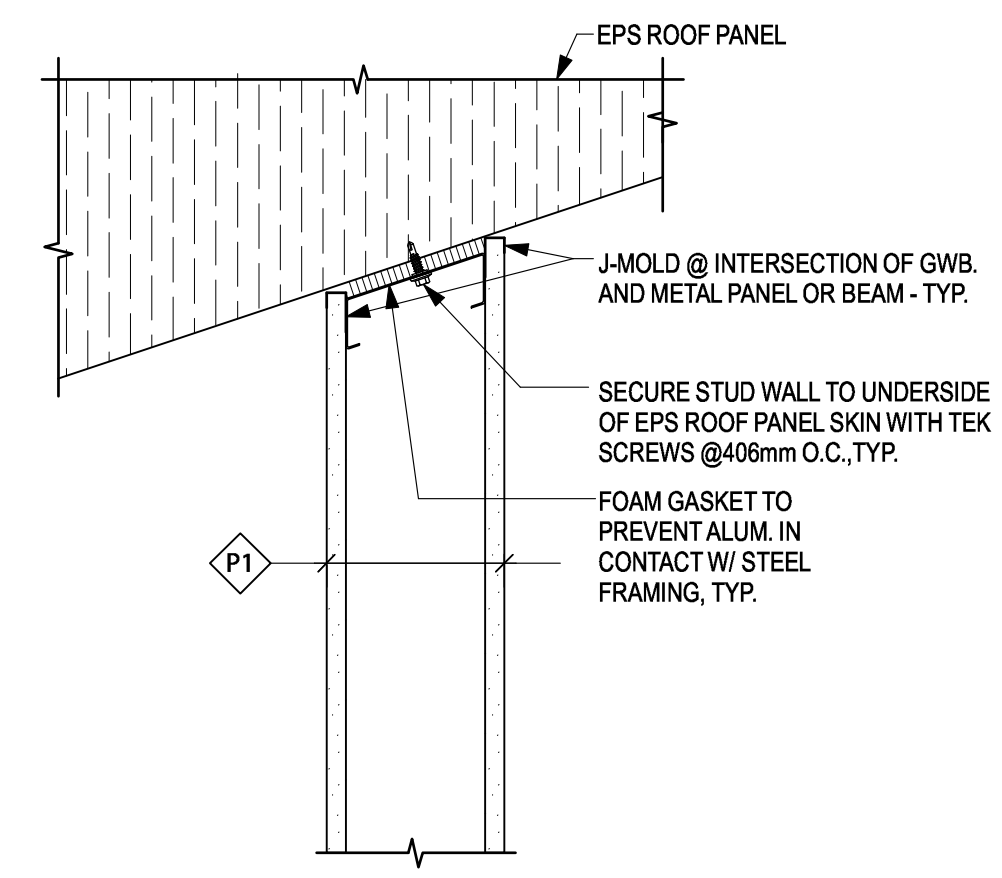
4 BOLLARD
SCALE: 1:5



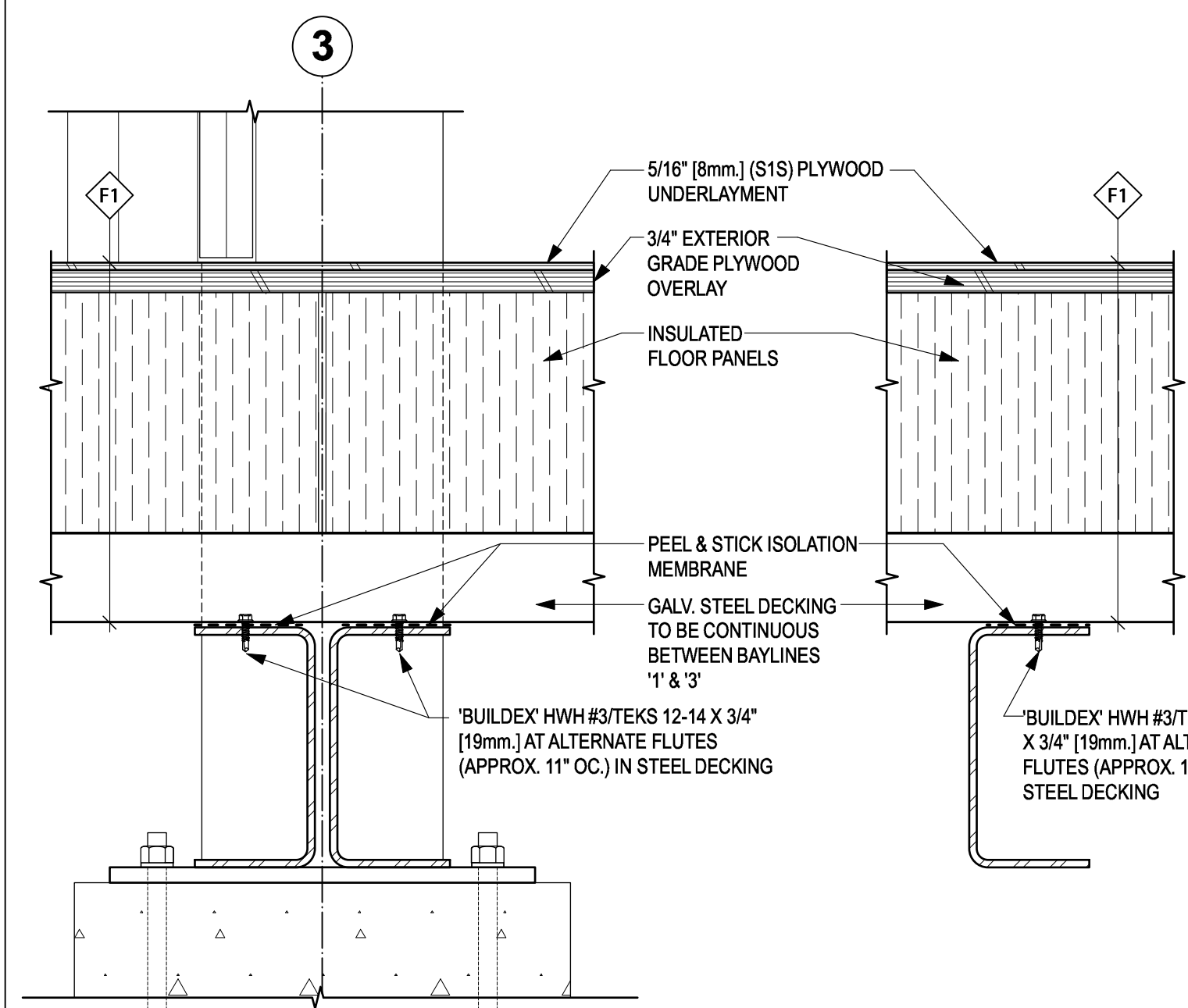
5 SECTION DETAIL
SCALE: 1:5



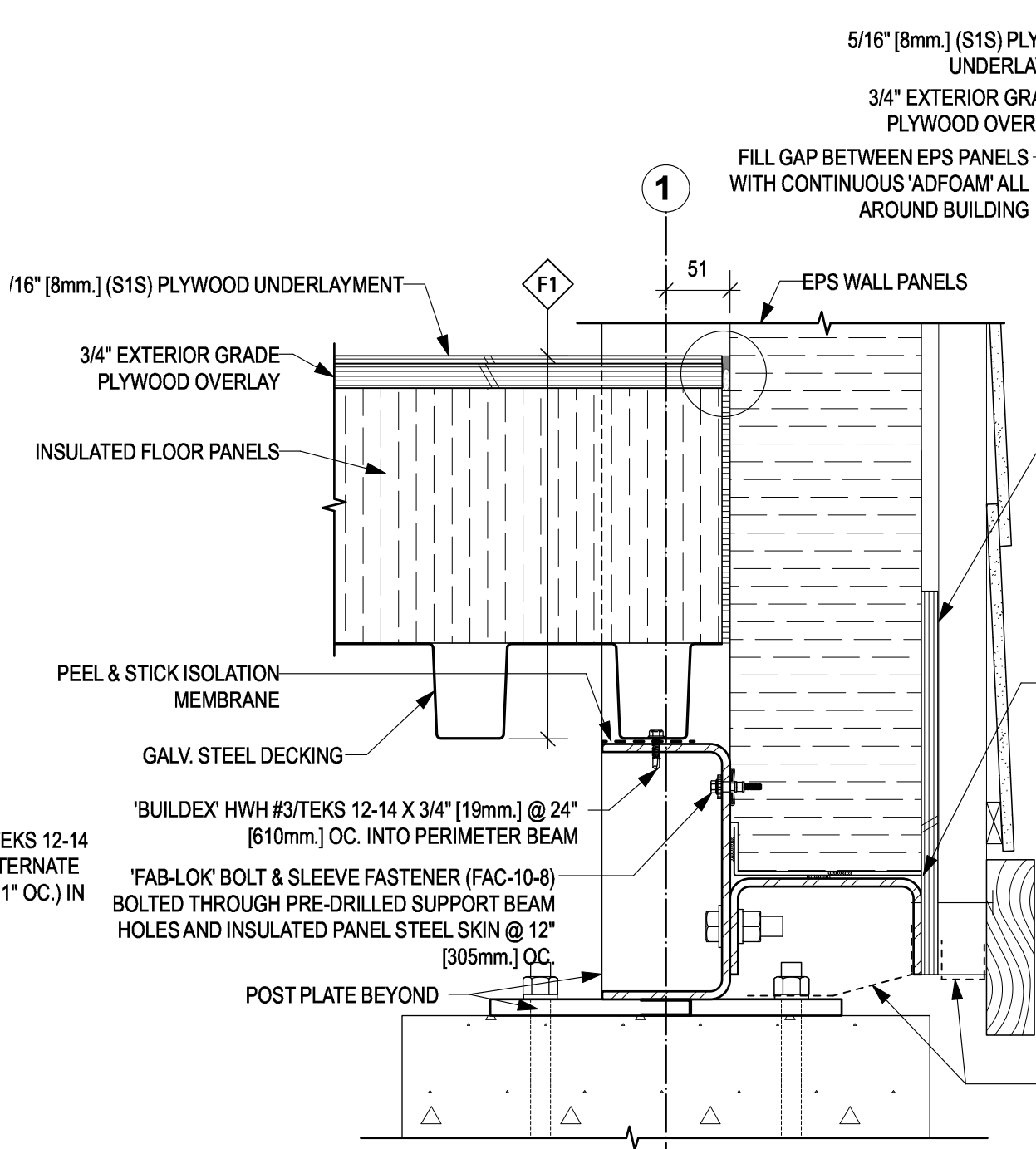
6 SECTION DETAIL
SCALE: 1:5



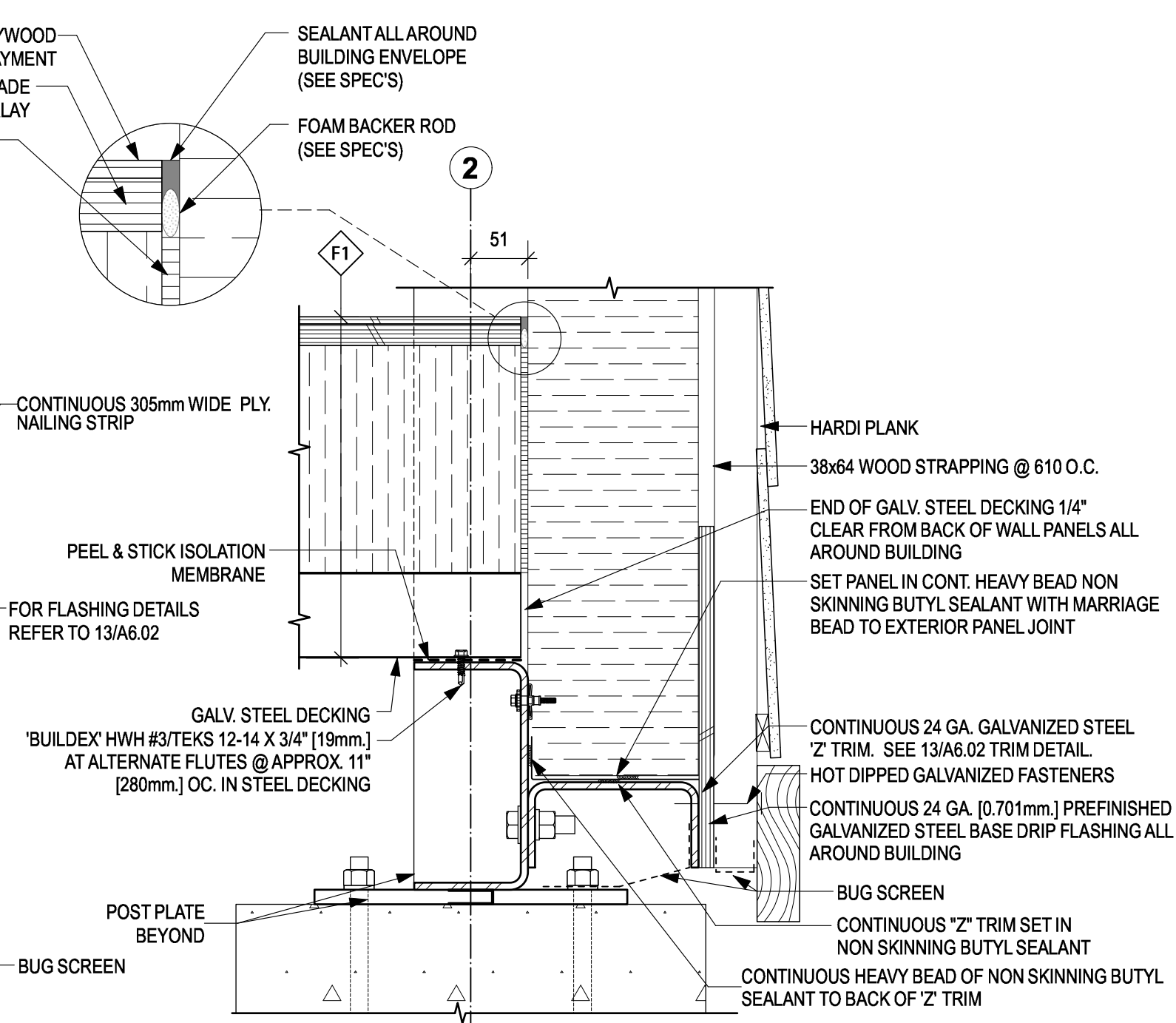
7 SECTION DETAIL
SCALE: 1:5



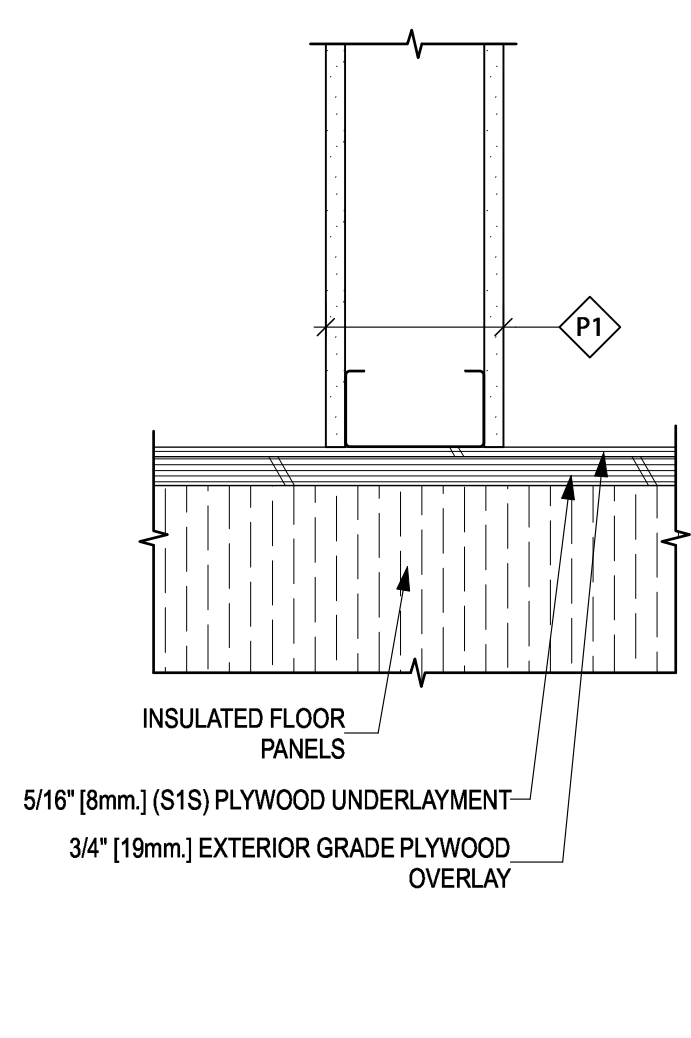
8 SECTION DETAIL
SCALE: 1:5



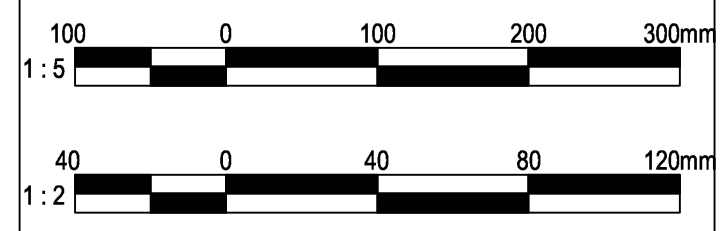
9 SECTION DETAIL
SCALE: 1:5



10 SECTION DETAIL
SCALE: 1:5



11 SECTION DETAIL
SCALE: 1:5



3	TENDER	2017-08-29
2	PERMIT	2017-07-17
1	60% REVIEW	2017-05-23
Revision/	Description/Description	Date/Date

FISHERIES AND OCEANS,
REAL PROPERTY,
SAFETY AND SECURITY
VANCOUVER, BC
200-401 BURRARD ST.

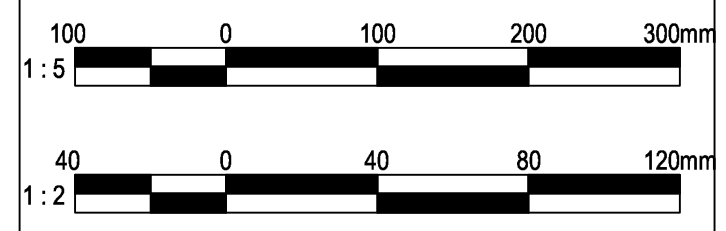
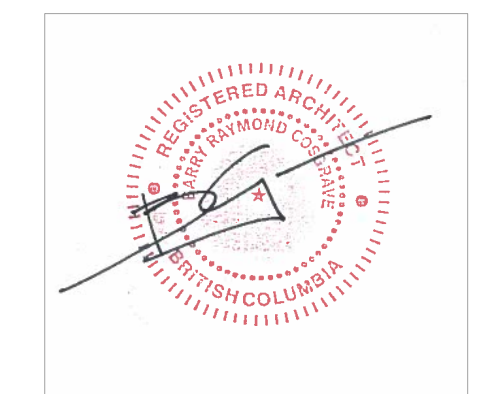
Project title/Titre du projet
4315 MARINE WAY
POWELL RIVER, B.C.

POWELL RIVER
SAR STATION

Consultant Signature Box Only
Designed by/Concept par
RH
Drawn by/Dessiné par
CM
PWGSC Project Manager/Administrateur de Projets TPSGC
PWGSC Regional Manager, Architectural and Engineering Services
Gestionnaire régionale, Services d'architecture et de génie, TPSGC
PREETIPAL PAUL
Drawing title/Titre du dessin

DETAILS

Project No./No. du projet	Sheet/ Feuille	Revision no./ La Révision no.
2016520	A6.02	2
	OF	



3	TENDER	2017-08-29
2	PERMIT	2017-07-17
1	60% REVIEW	2017-05-23
Revision/	Description/Description	Date/Date

FISHERIES AND OCEANS,
 REAL PROPERTY,
 SAFETY AND SECURITY
 VANCOUVER, BC
 200-401 BURRARD ST.

Project title/Titre du projet
**4315 MARINE WAY
 POWELL RIVER, B.C.**

**POWELL RIVER
 SAR STATION**

Consultant Signature Box Only

Designed by/Concept par
RH

Drawn by/Dessiné par
CM

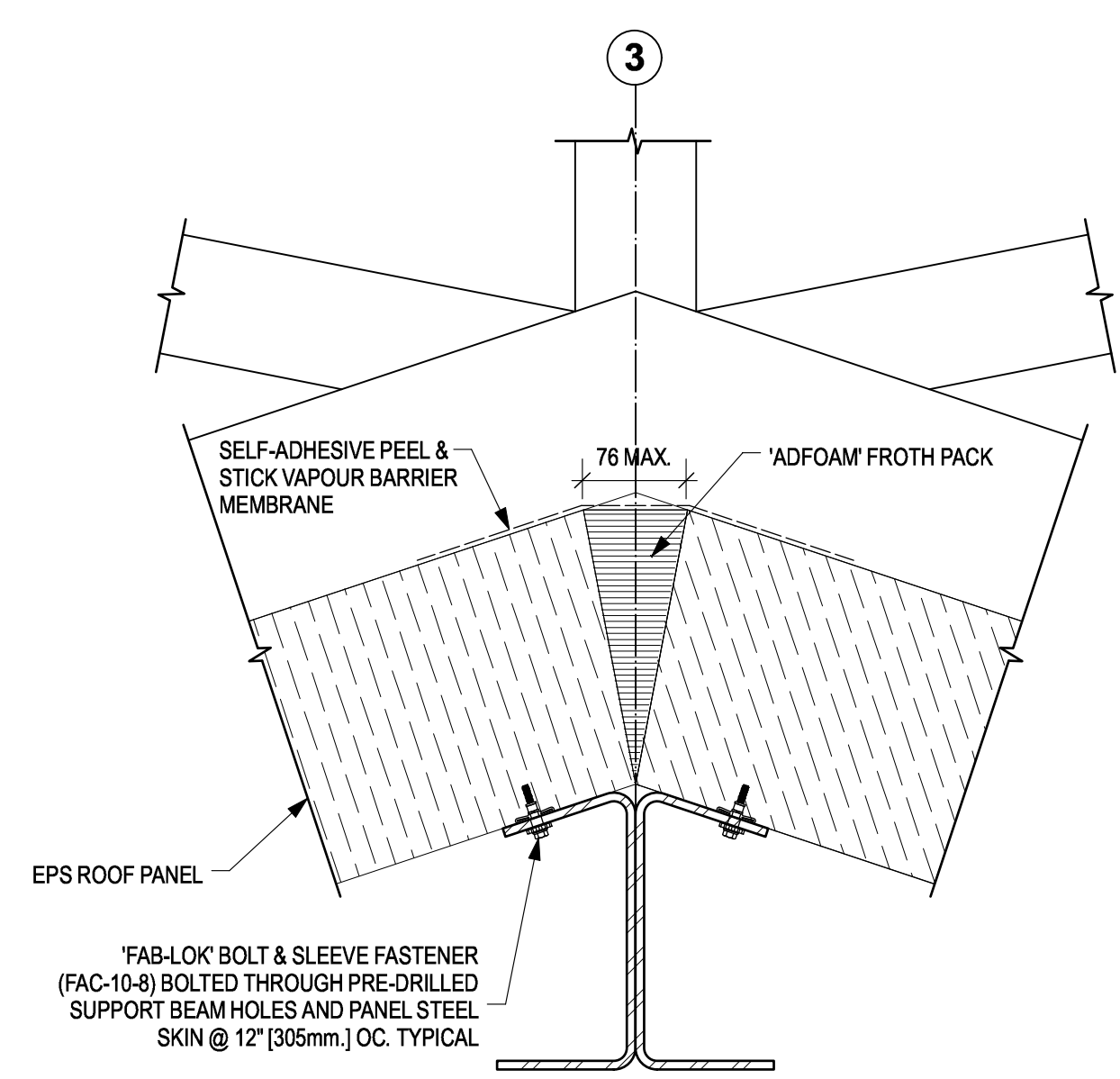
PWGSC Project Manager/Administrateur de Projets TPSGC

PWGSC Regional Manager, Architectural and Engineering Services/
 Gestionnaire régionale, Services d'architecture et de génie, TPSGC
PREETIPAL PAUL

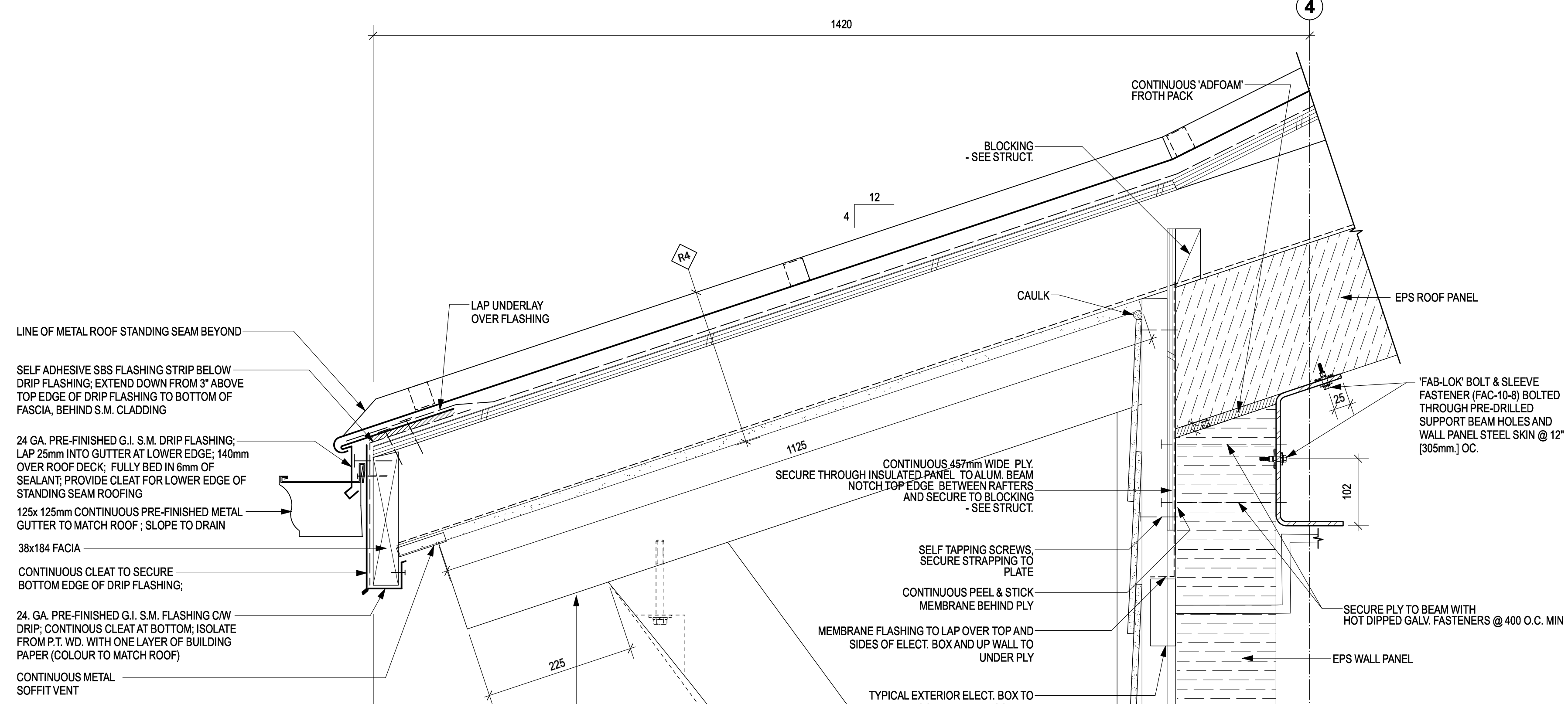
Drawing title/Titre du dessin

DETAILS

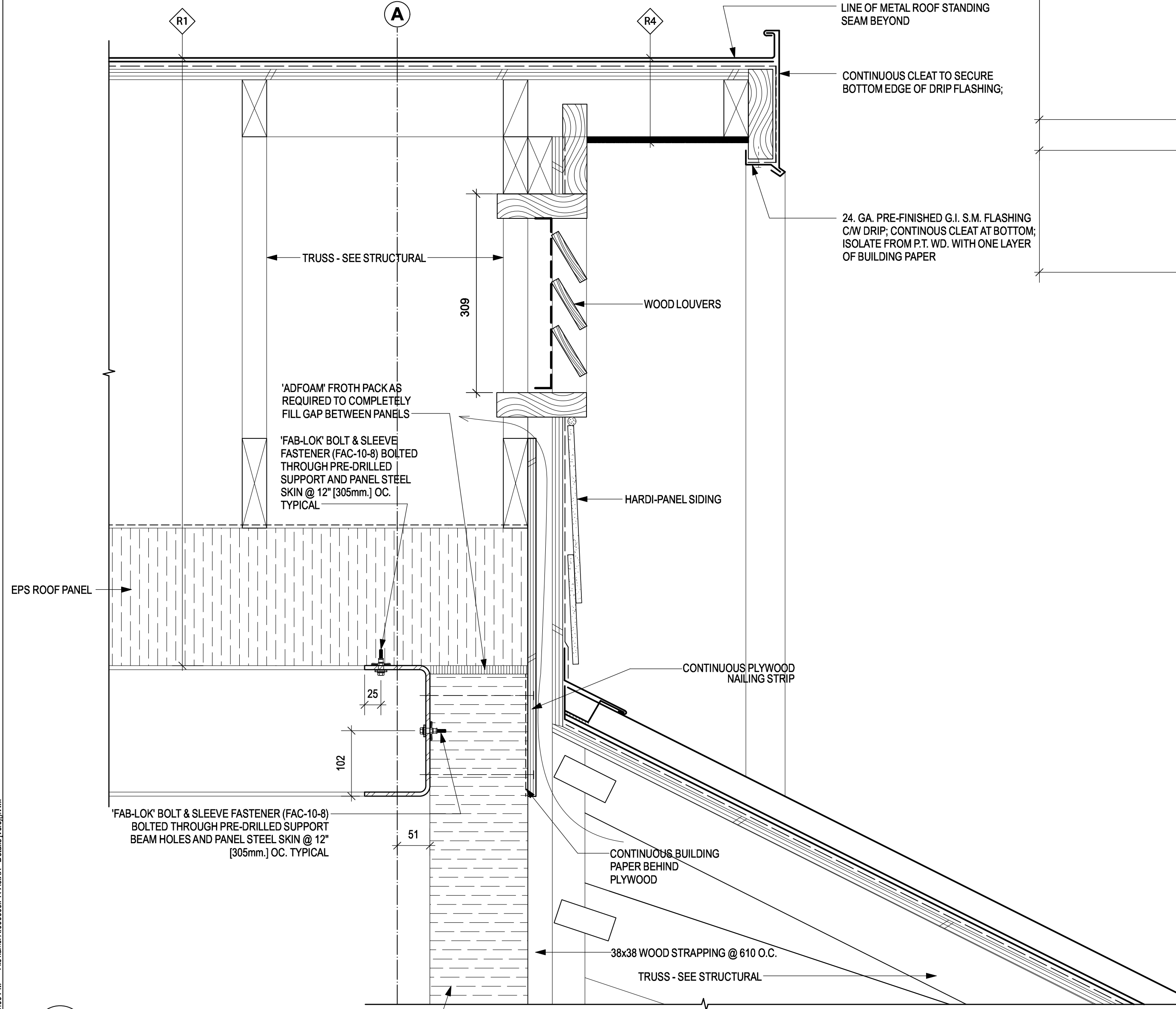
Project No./No. du projet 2016520	Sheet/ Feuille A6.03	Revision no./ La Révision no. 2
		OF



2 RIDGE DETAIL
 SCALE: 1:5

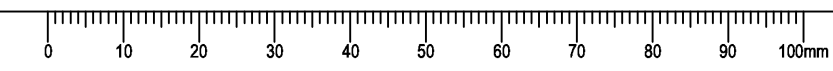


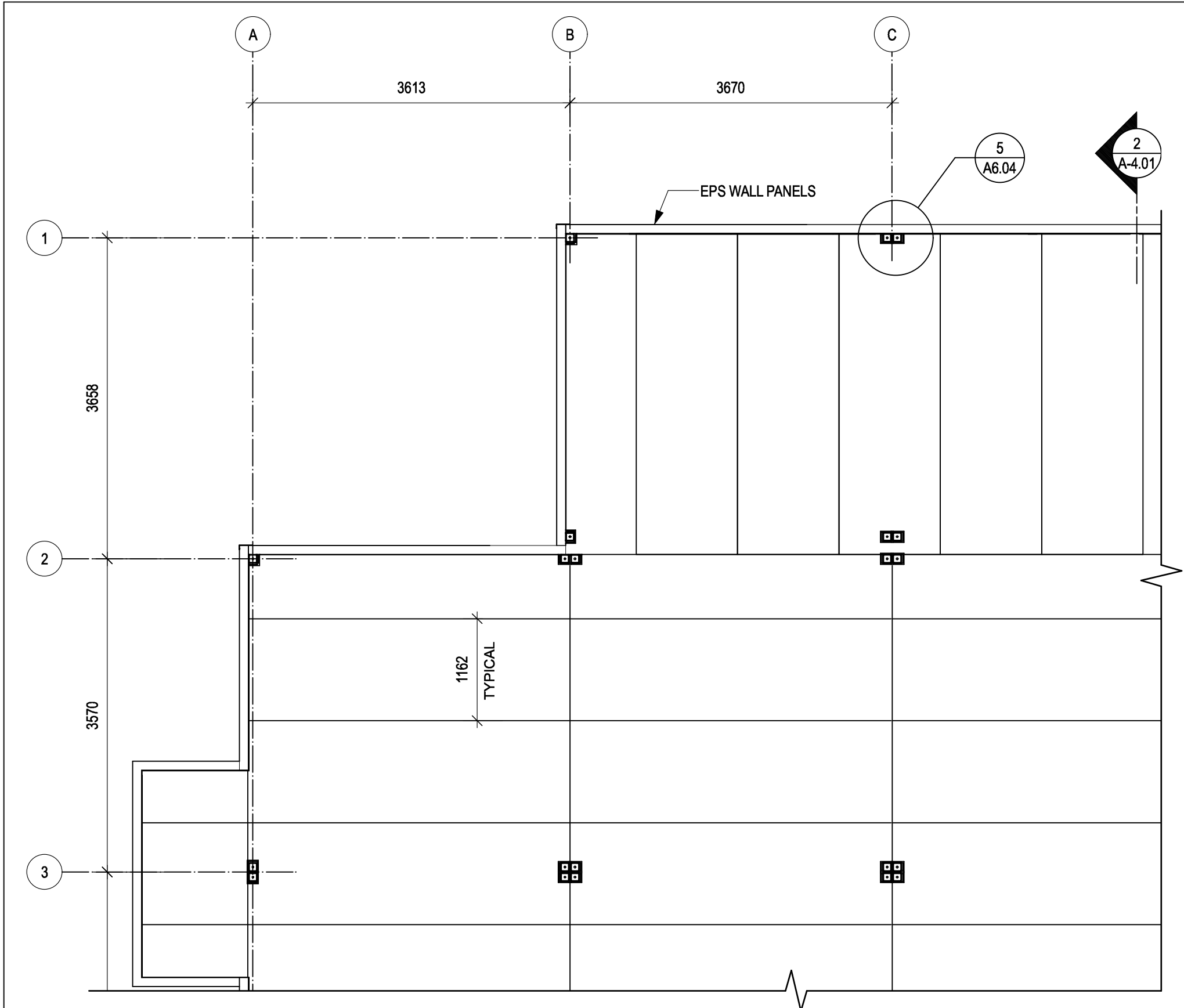
3 EAVE DETAIL & TYPICAL BRACKET
 SCALE: 1:5



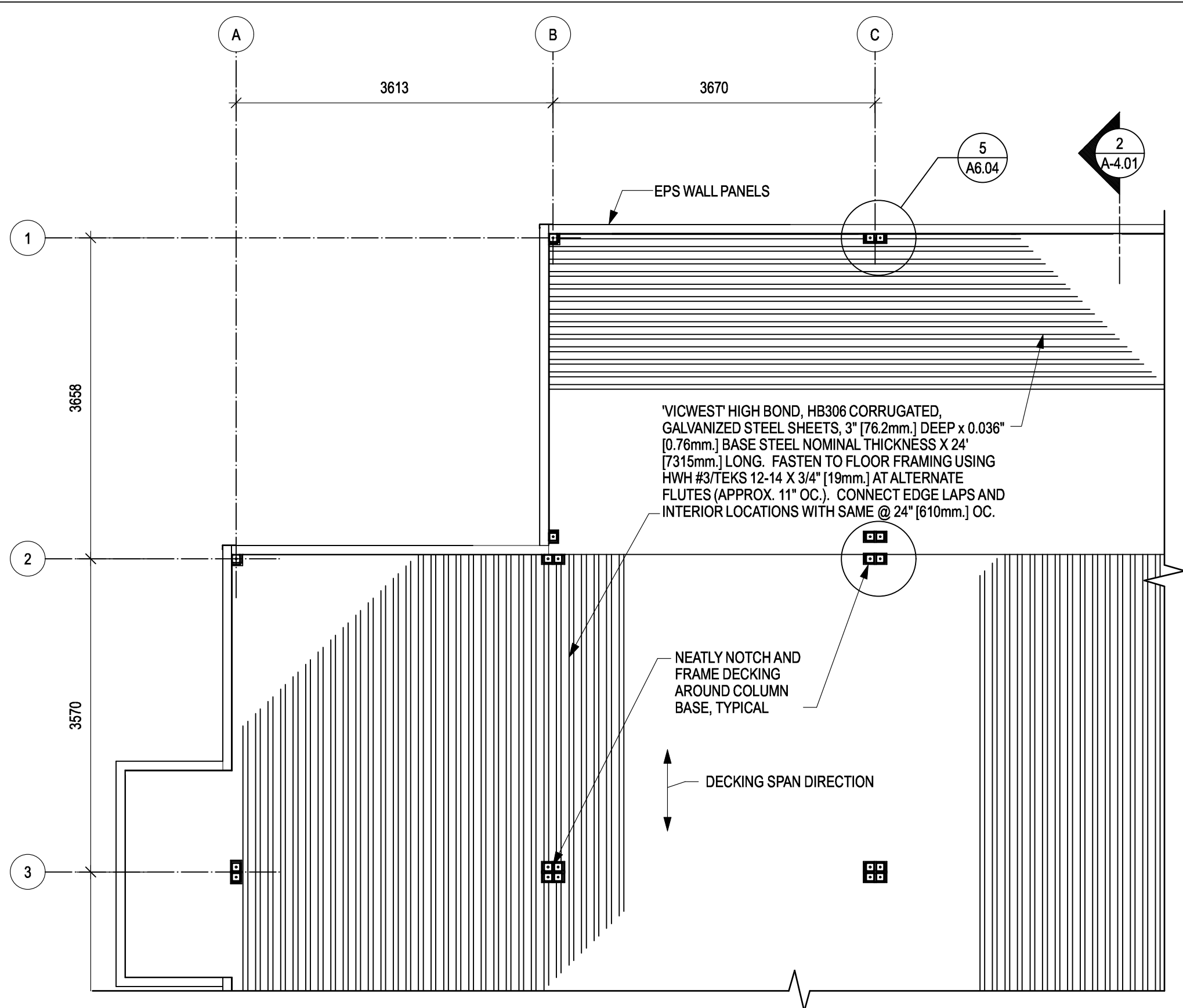
1 TYPICAL ROOF GABLE DETAIL
 SCALE: 1:5

Date: 17-10-17, 4:11:00 PM File name: E:\000000\PR-A6-03 - Details (A6.03).dwg PWGSC-A1

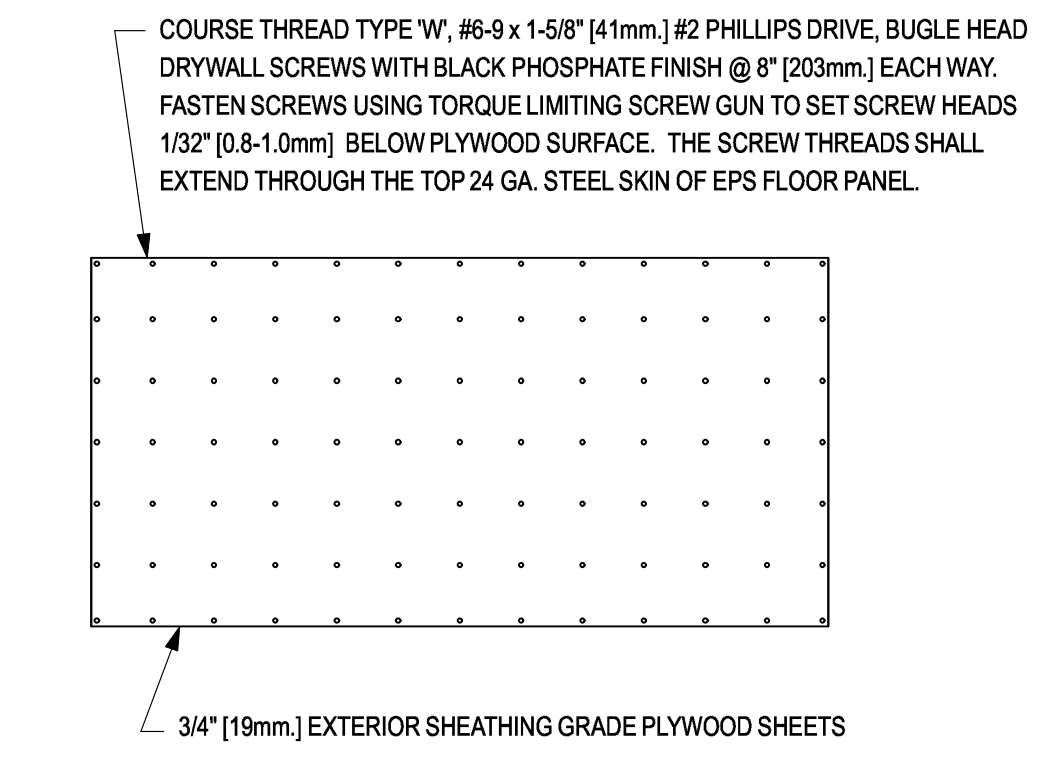




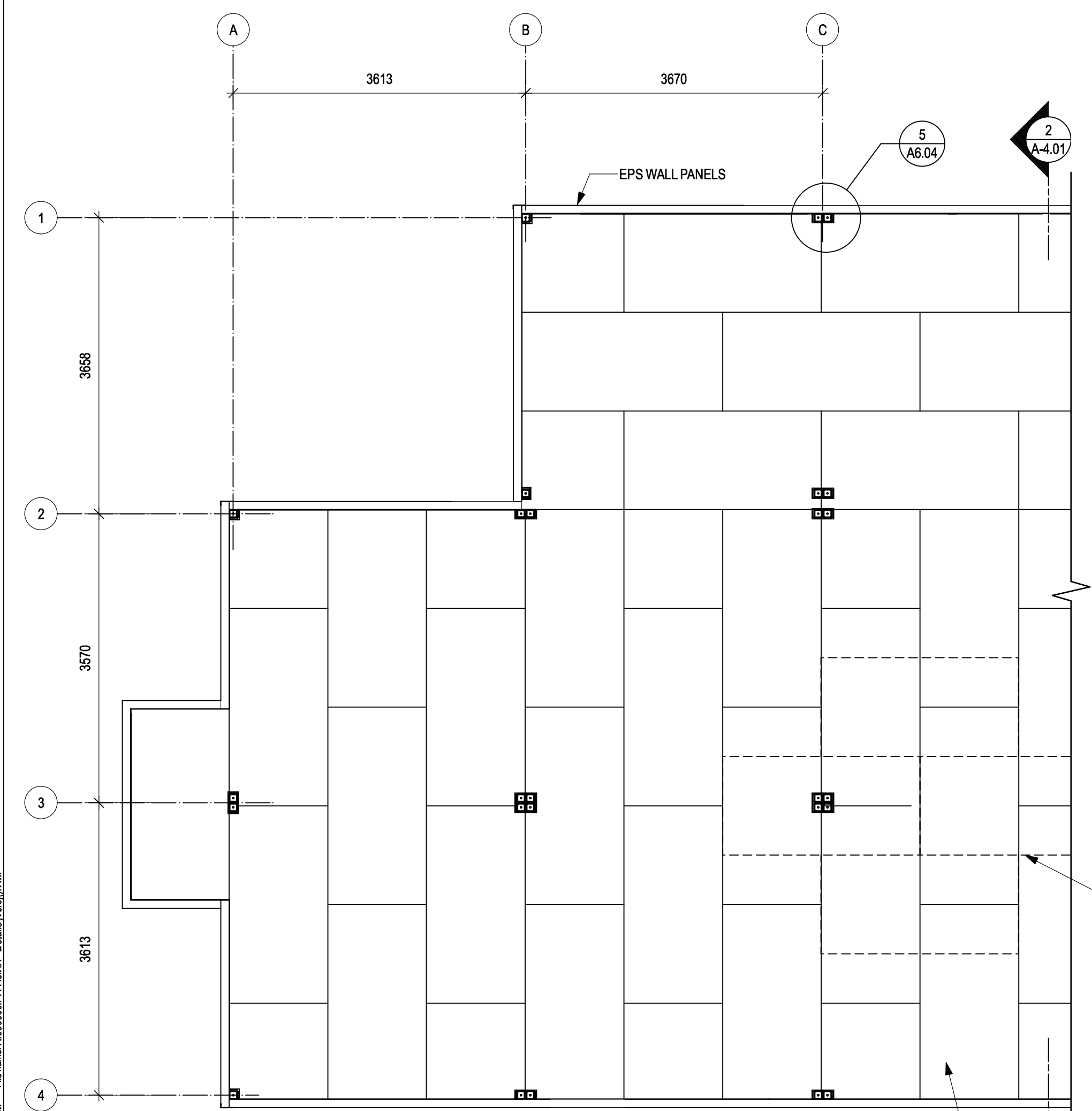
1 INSULATED PANEL FLOOR PLAN - TYPICAL LAYOUT
SCALE: 1:50



2 CORRUGATED STEEL DECKING PLAN
SCALE: 1:50

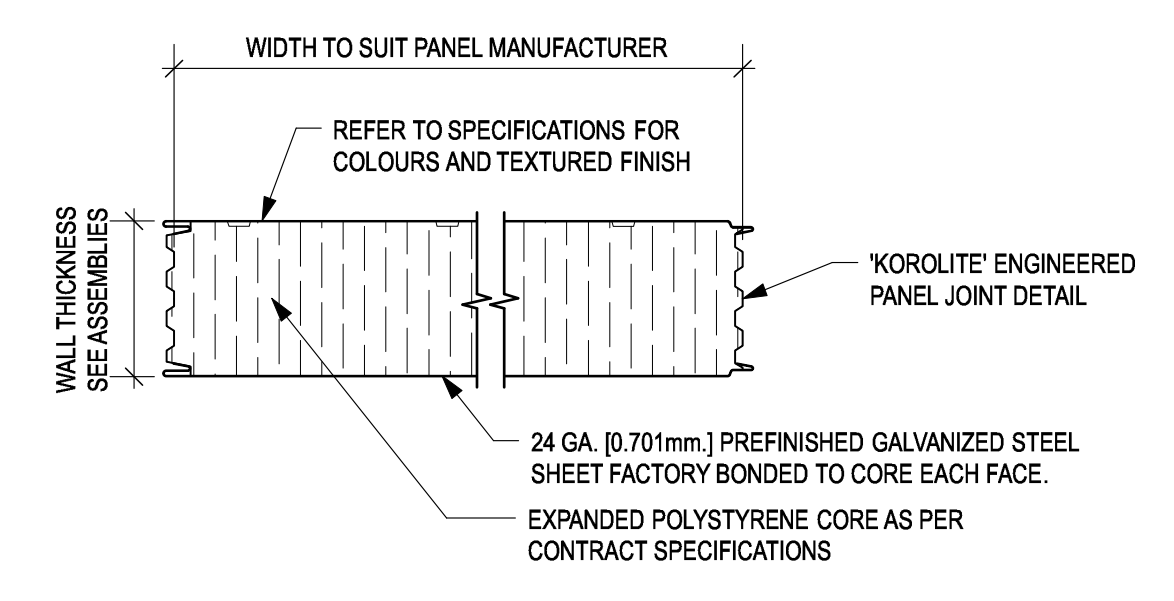


8 TYPICAL PLYWOOD PANEL FASTENING
SCALE: 1:25

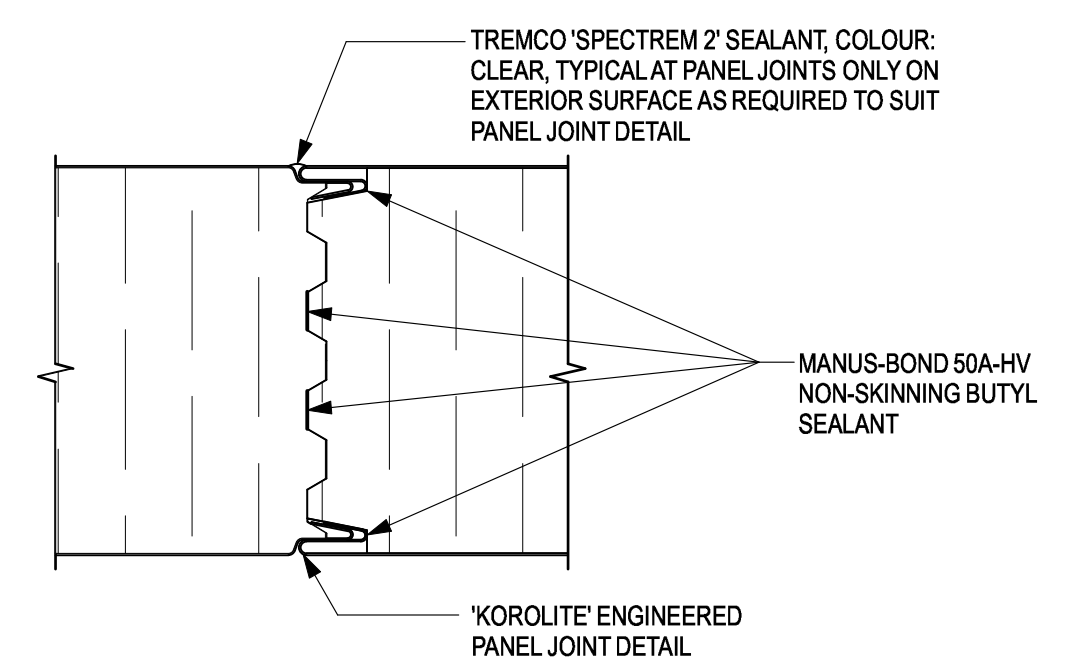


3 PLYWOOD OVERLAY PLAN
SCALE: 1:50

3/4" [19mm] EXTERIOR SHEATHING GRADE, FIR OR SPRUCE PLYWOOD OVERLAY LAID DOWN IN STAGGERED PATTERN OVER EPS FLOOR PANELS. REFER TO 'TYPICAL PLYWOOD PANEL FASTENING' DETAIL.

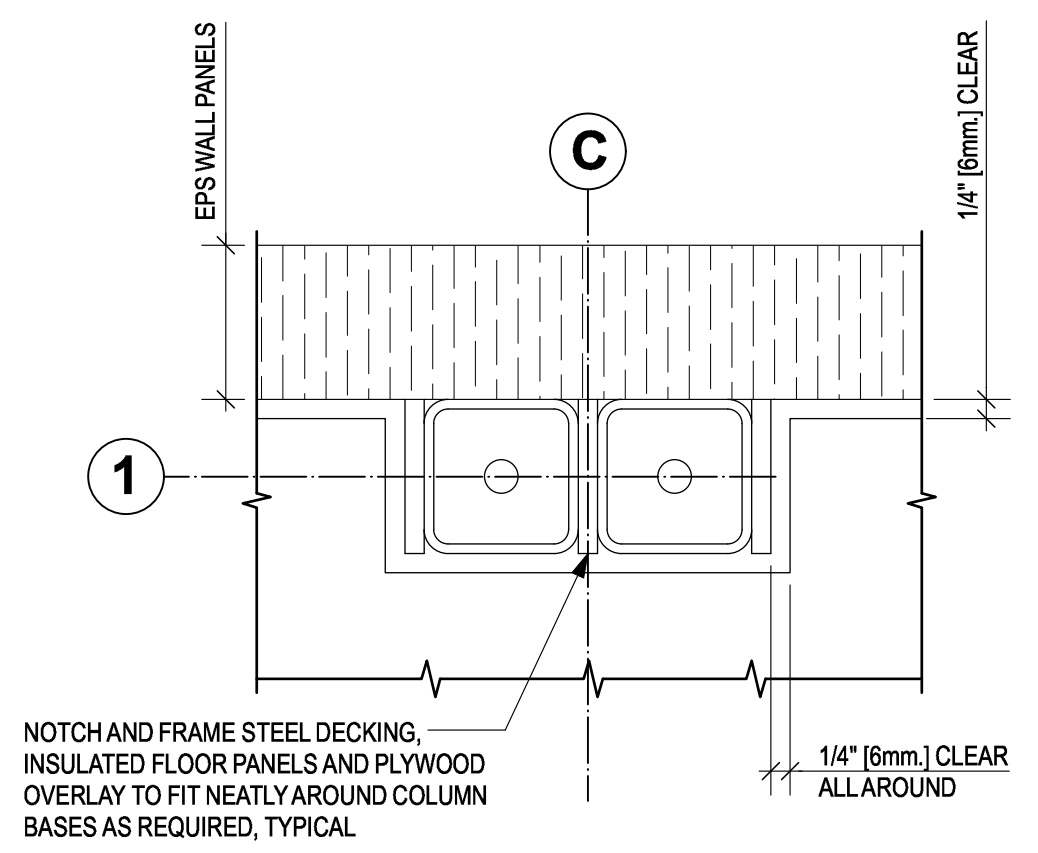


6 TYPICAL INSULATED EXTERIOR AND INTERIOR WALL PANEL
SCALE: 1:5



7 WALL PANEL JOINT DETAIL
SCALE: 1:2

3/8" [9.5 mm.] (S15) PLYWOOD UNDERLAYMENT (NOT ALL DASHED LINES SHOWN) STAPLED TO 3/4" [19 mm.] PLYWOOD OVERLAY (SANDED SIDE FACING UP) THROUGHOUT ENTIRE AREA. UNDERLAYMENT PANELS SHALL BE NAILED OR STAPLED ALONG PANEL EDGES EVERY 4" [100 mm.] AND EVERY 6" [150 mm.] EACH WAY FOR PANEL INTERIOR. USE 25 mm. RING GROOVED UNDERLAY FLOORING NAILS OR 28 mm. LONG STAPLES WITH 5 mm. CROWNS AND NOT LESS THAN 1.2 mm. SHANK DIAMETER. NAILING OR STAPLING SHOULD BEGIN AT ONE CORNER OF THE UNDERLAYMENT PANEL AND SHOULD PROGRESS DIAGONALLY ACROSS THE PANEL. THE LENGTHS OF UNDERLAYMENT PANELS SHALL BE LAID AT RIGHT ANGLES TO THE LENGTHS OF THE PLYWOOD OVERLAY. THE UNDERLAYMENT PANELS SHALL NOT BE INSTALLED UNTIL THE PLYWOOD OVERLAY HAS DRIED TO THE APPROXIMATE CONDITIONS THAT WILL EXIST IN THE STRUCTURE DURING OCCUPANCY. THE UNDERLAYMENT SHALL BE KEPT DRY WHILE IN STORAGE AND SHALL BE DRY DURING INSTALLATION.

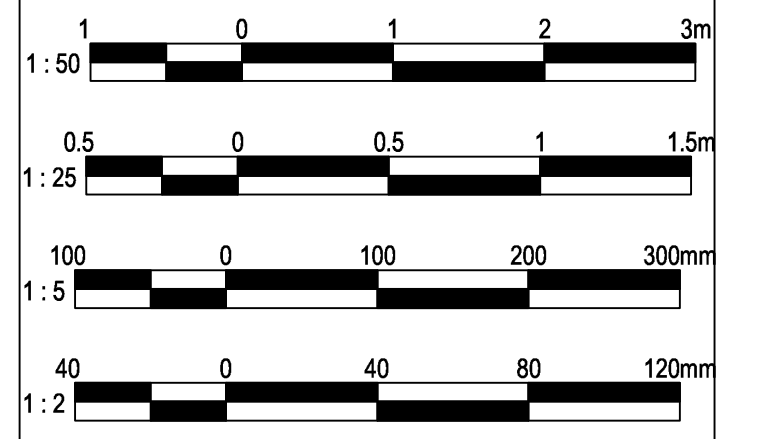
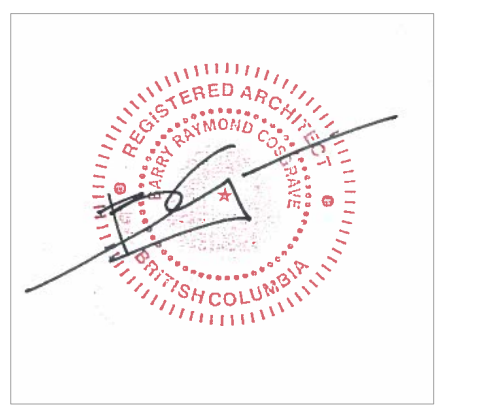


5 DETAIL
SCALE: 1:5

NOTCH AND FRAME STEEL DECKING, INSULATED FLOOR PANELS AND PLYWOOD OVERLAY TO FIT NEATLY AROUND COLUMN BASES AS REQUIRED, TYPICAL

4 DETAIL
SCALE: 1:5

NOT USED



3	TENDER	2017-08-29
2	PERMIT	2017-07-17
1	60% REVIEW	2017-05-23
Revision/	Description/Description	Date/Date

FISHERIES AND OCEANS, REAL PROPERTY, SAFETY AND SECURITY
VANCOUVER, BC
200-401 BURRARD ST.

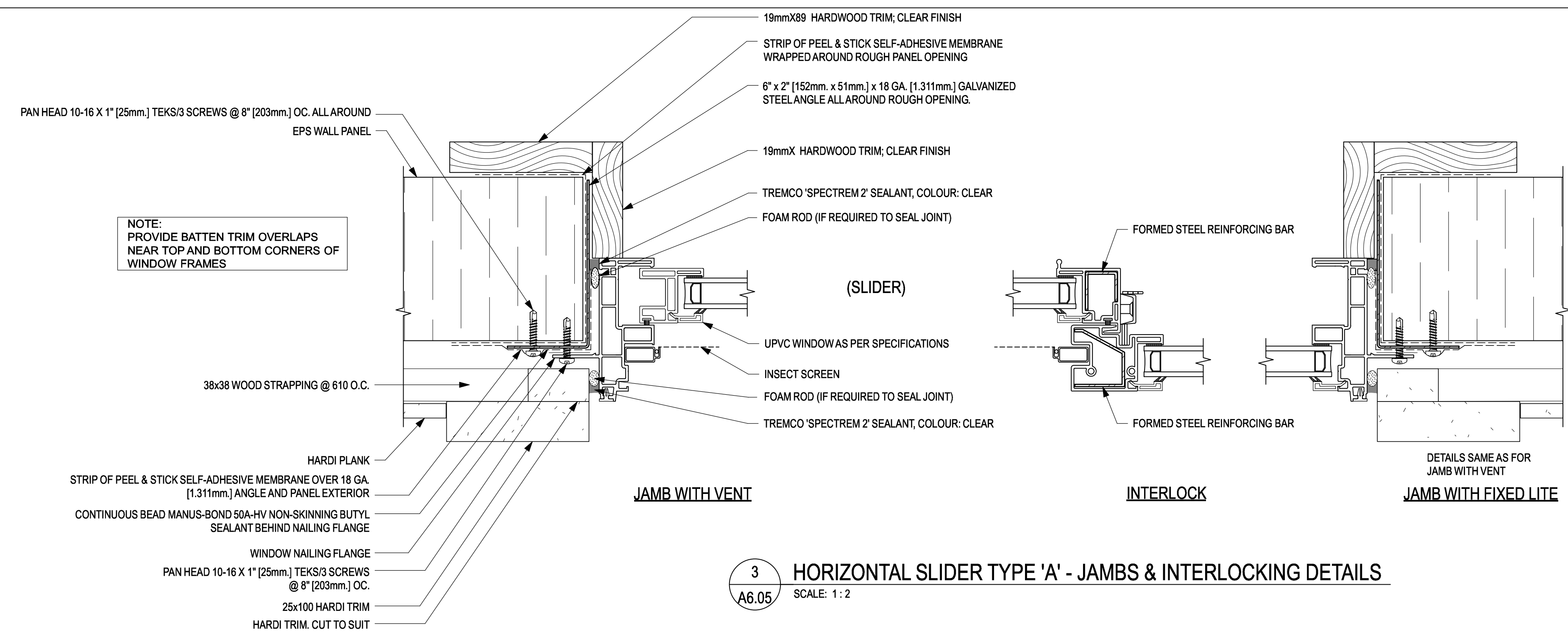
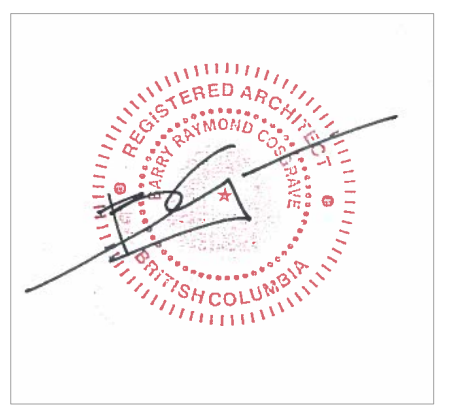
Project title/Titre du projet
4315 MARINE WAY POWELL RIVER, B.C.

POWELL RIVER SAR STATION

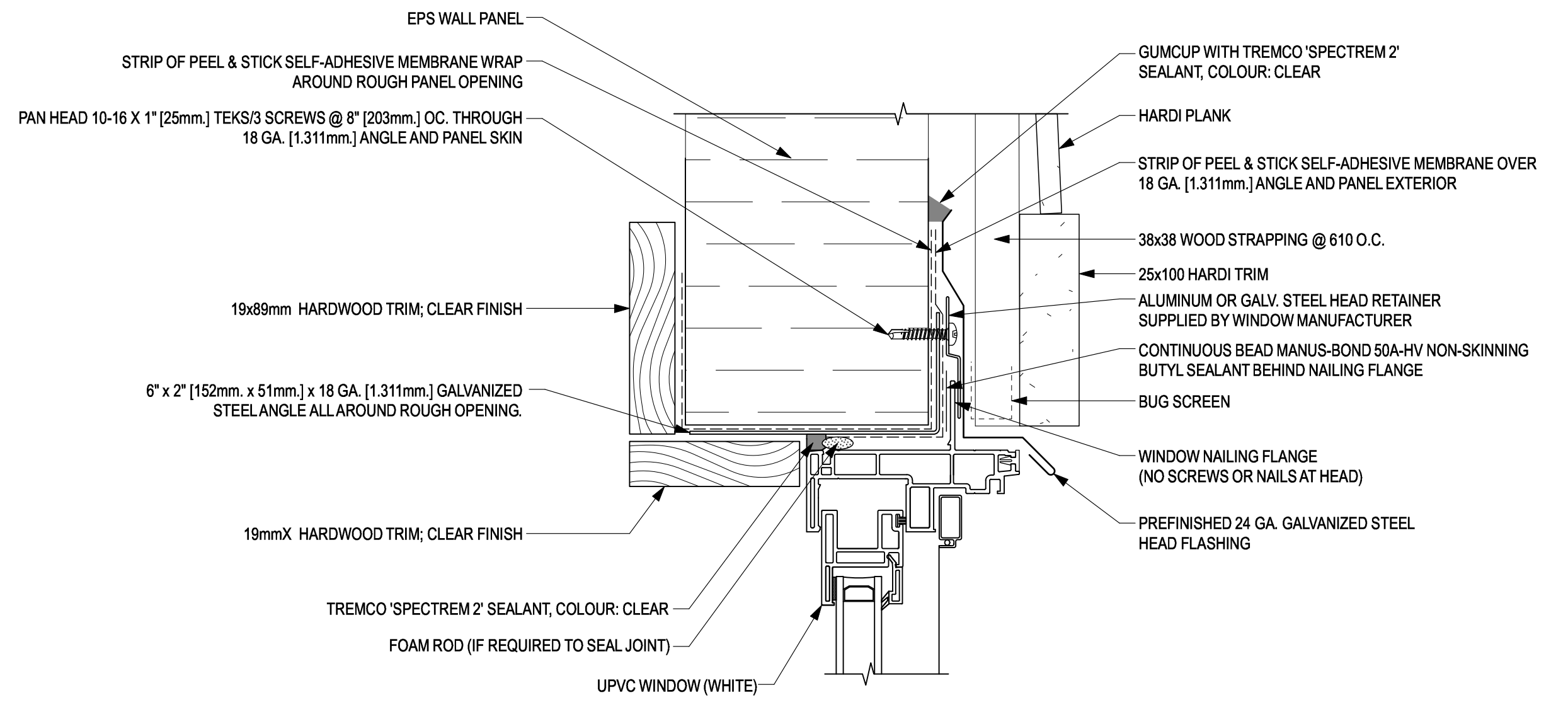
Consultant Signature Box Only
Designed by/Concept par **RH**
Drawn by/Dessiné par **CM**
PWGSC Project Manager/Administrateur de Projets TPSGC
PWGSC Regional Manager, Architectural and Engineering Services / Gestionnaire régionale, Services d'architecture et de génie, TPSGC
PREETIPAL PAUL
Drawing title/Titre du dessin

DETAILS

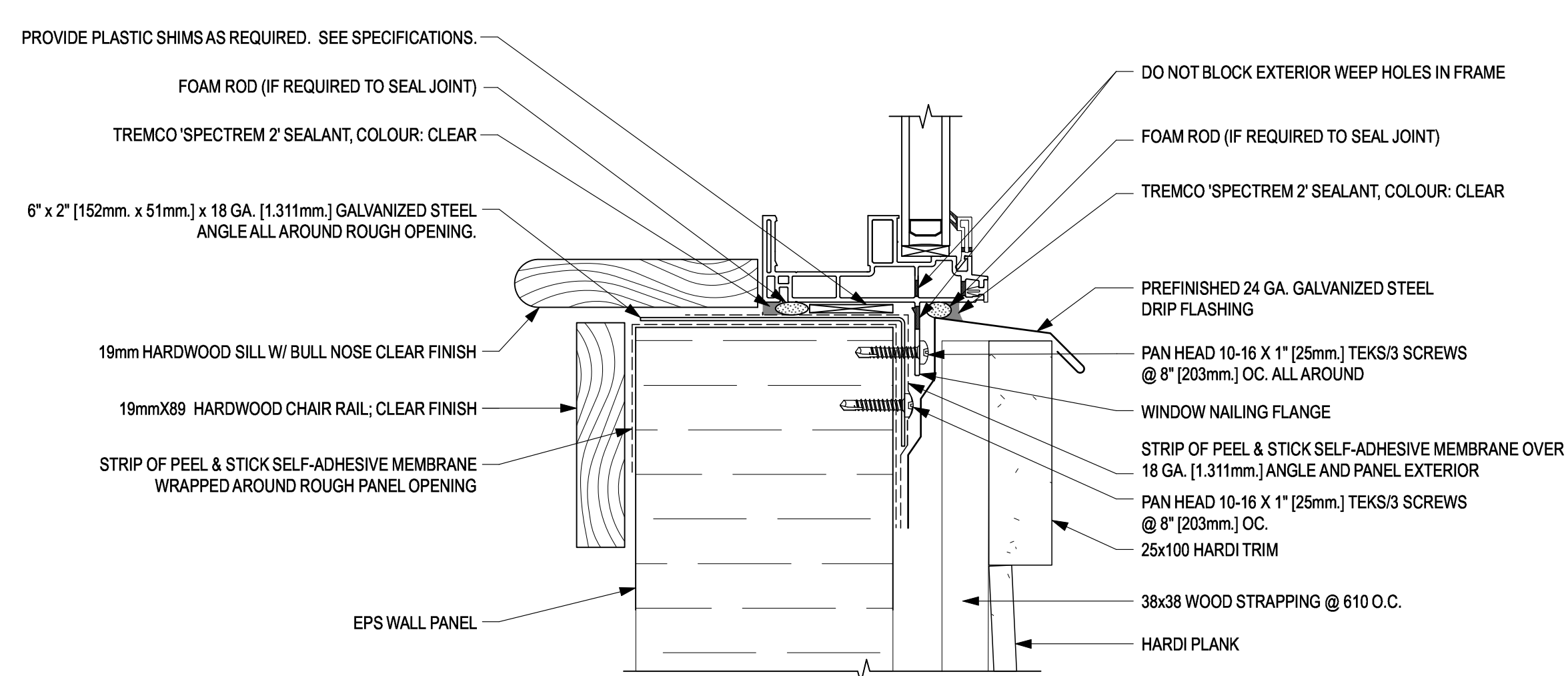
Project No./No. du projet 2016520	Sheet/ Feuille A6.04 OF	Revision no./ La Révision no. 2
---	--------------------------------------	---



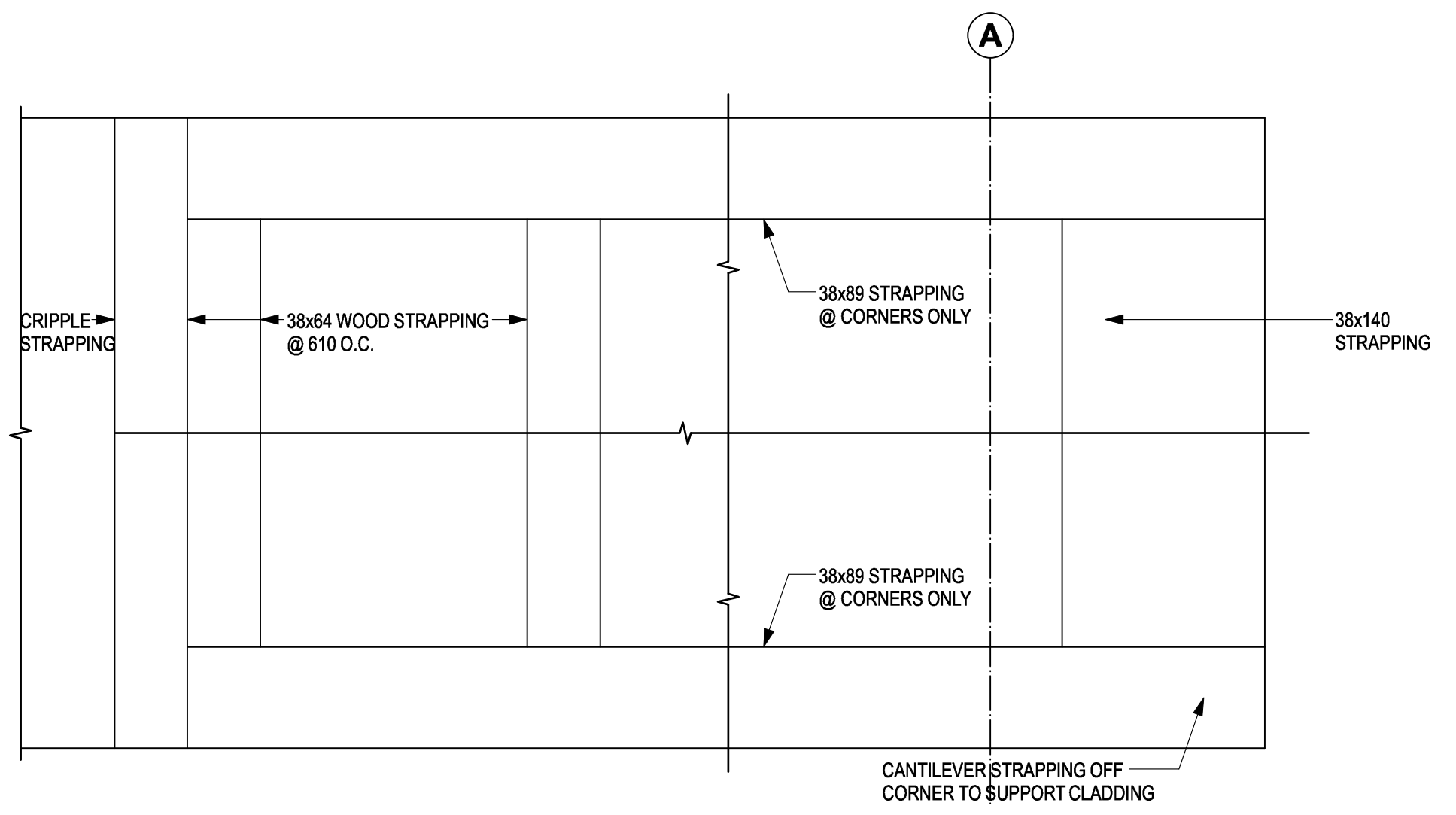
3 HORIZONTAL SLIDER TYPE 'A' - JAMBS & INTERLOCKING DETAILS
 SCALE: 1 : 2



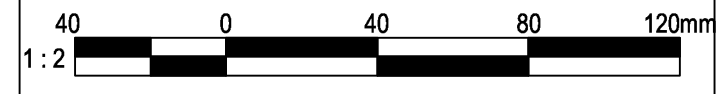
1 HEAD DETAIL
 SCALE: 1 : 2



2 SILL DETAIL
 SCALE: 1 : 2



3 CORNER FRAMING ELEVATION - INTERIOR OF RAINSCREEN
 SCALE: 1 : 5



3	TENDER	2017-08-29
2	PERMIT	2017-07-17
1	60% REVIEW	2017-05-23
Revision/Revision	Description/Description	Date/Date

Client/client
FISHERIES AND OCEANS, REAL PROPERTY, SAFETY AND SECURITY
 VANCOUVER, BC
 200-401 BURRARD ST.

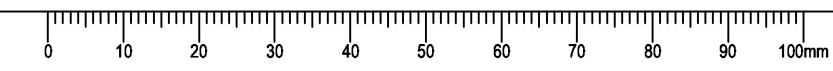
Project title/Titre du projet
4315 MARINE WAY POWELL RIVER, B.C.

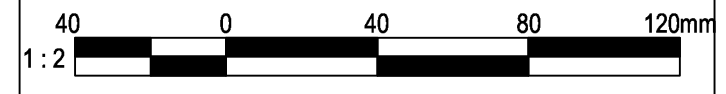
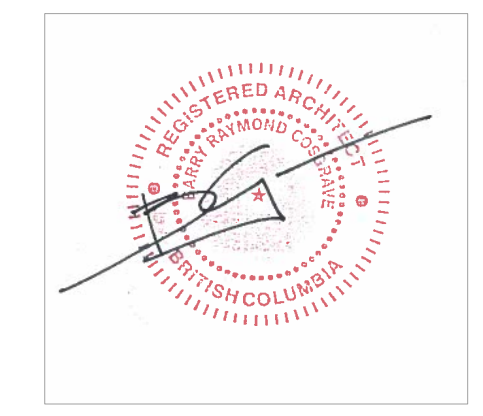
POWELL RIVER SAR STATION

Consultant Signature Box Only
 Designed by/Concept par **RH**
 Drawn by/Dessiné par **CM**
 PWGSC Project Manager/Administrateur de Projets TPSGC
 PWGSC Regional Manager, Architectural and Engineering Services / Gestionnaire régionale, Services d'architecture et de génie, TPSGC
PREETIPAL PAUL
 Drawing title/Titre du dessin

DETAILS

Project No./No. du projet 2016520	Sheet/ Feuille A6.05	Revision no./ La Révision no. 2
		OF





3	TENDER	2017-08-29
2	PERMIT	2017-07-17
1	60% REVIEW	2017-05-23
Revision/Revision	Description/Description	Date/Date

FISHERIES AND OCEANS,
**REAL PROPERTY,
 SAFETY AND SECURITY**
 VANCOUVER, BC
 200-401 BURRARD ST.

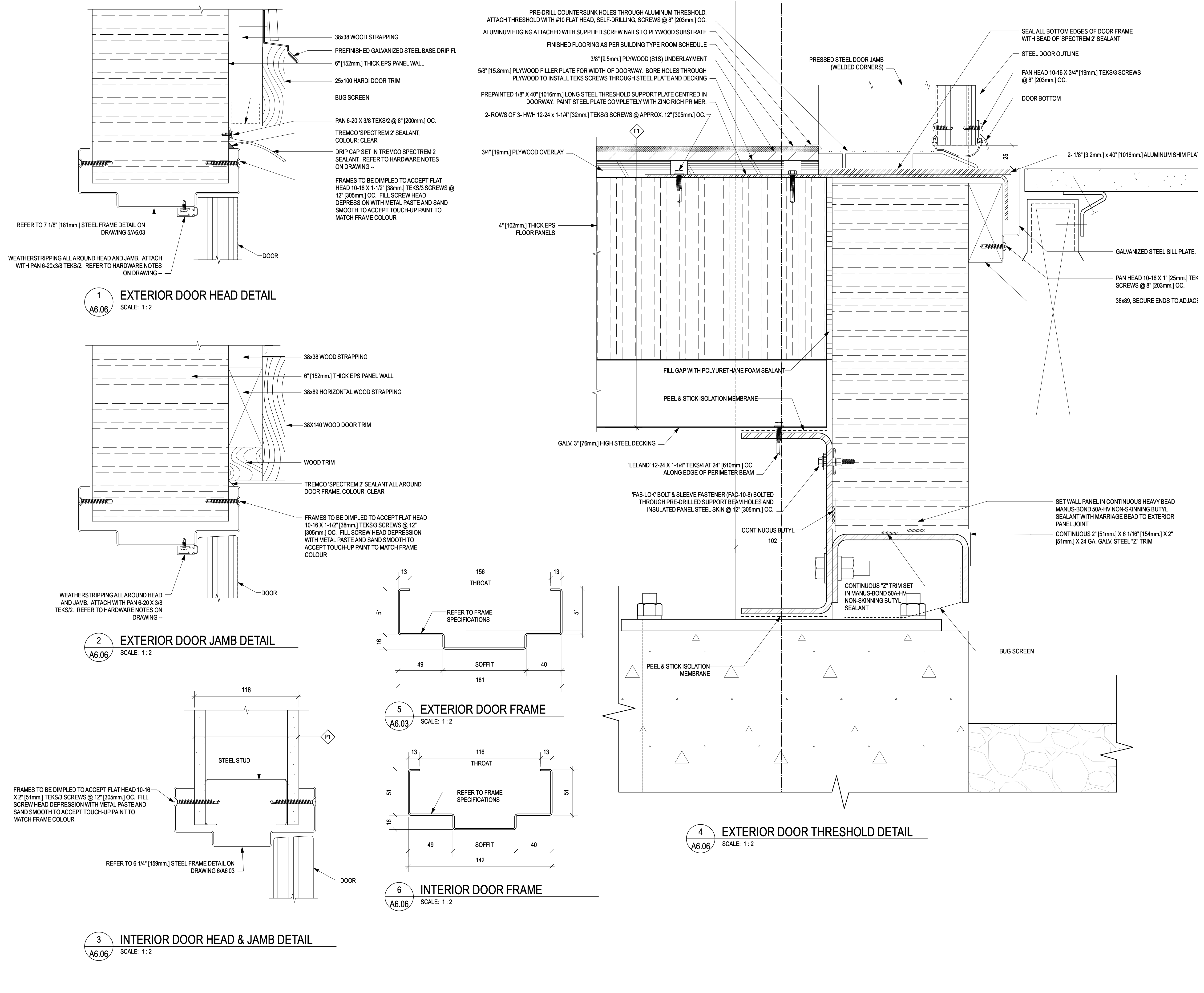
Project title/Titre du projet
**4315 MARINE WAY
 POWELL RIVER, B.C.**

**POWELL RIVER
 SAR STATION**

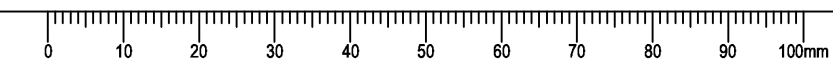
Consultant Signature Box Only
 Designed by/Concept par
RH
 Drawn by/Dessiné par
CM
 PWGSC Project Manager/Administrateur de Projets TPSGC
 PWGSC, Regional Manager, Architectural and Engineering Services/
 Gestionnaire régionale, Services d'architecture et de génie, TPSGC
PREETIPAL PAUL
 Drawing title/Titre du dessin

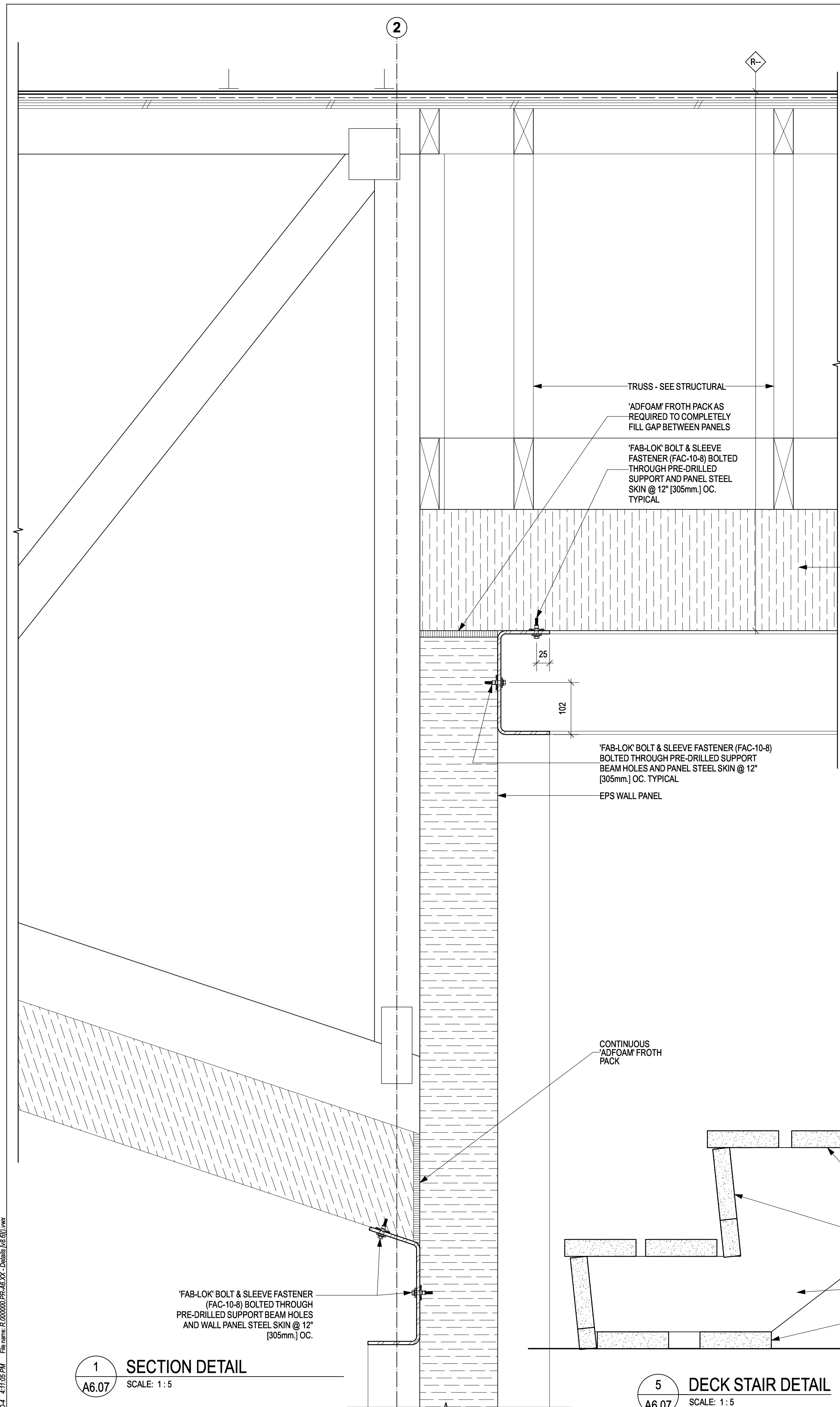
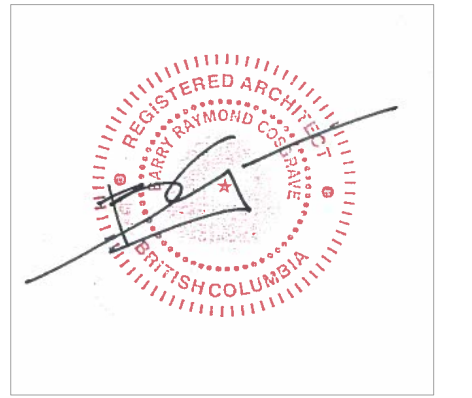
DETAILS

Project No./No. du projet 2016520	Sheet/ Feuille A6.06 OF	Revision no./ La Révision no. 2
---	--------------------------------------	--

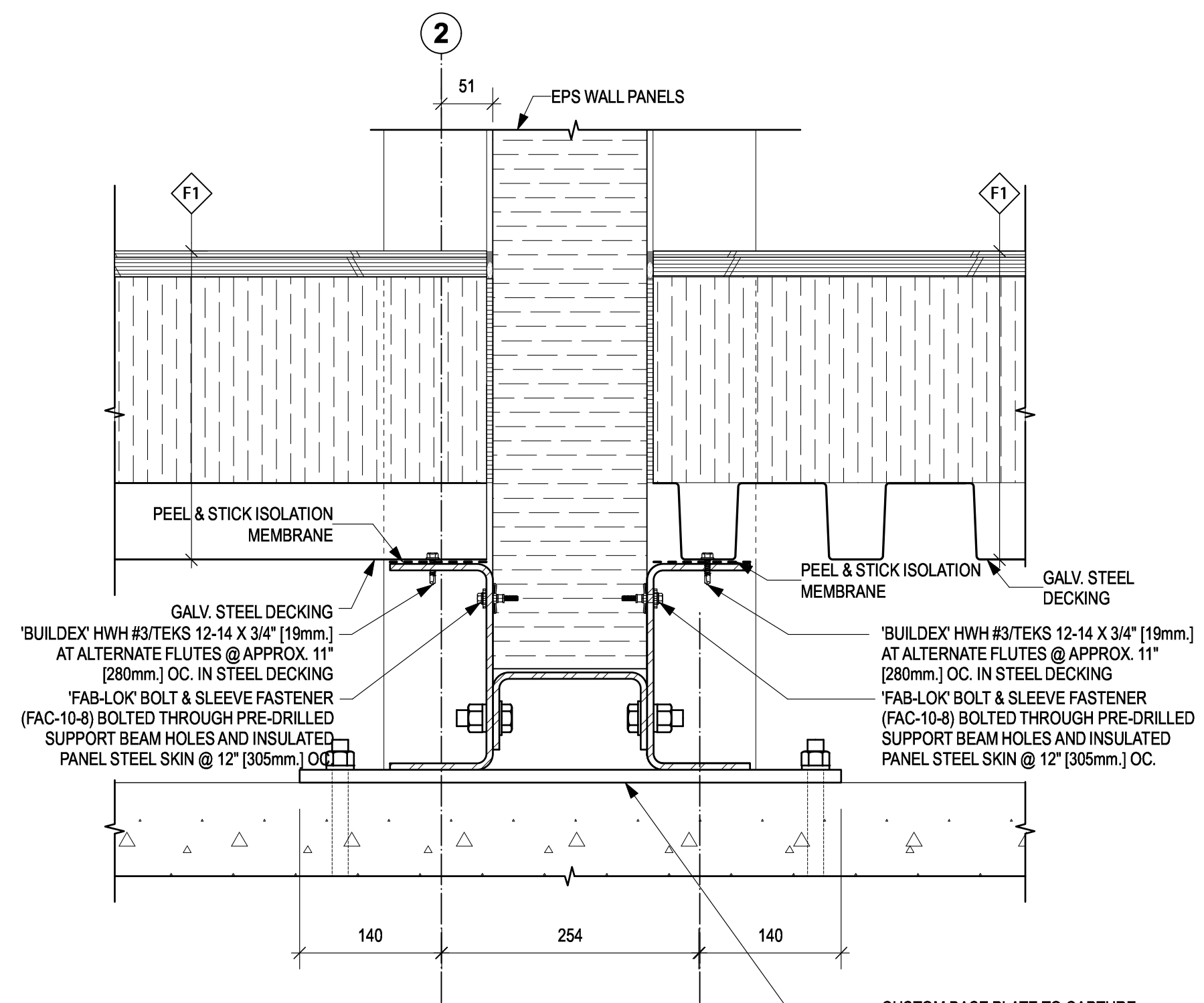


Date: 17-10-17, 4:11:50 PM File name: E:\000000\PR-A6-06-000000\A6-06-000000.dwg Plot name: A6.06

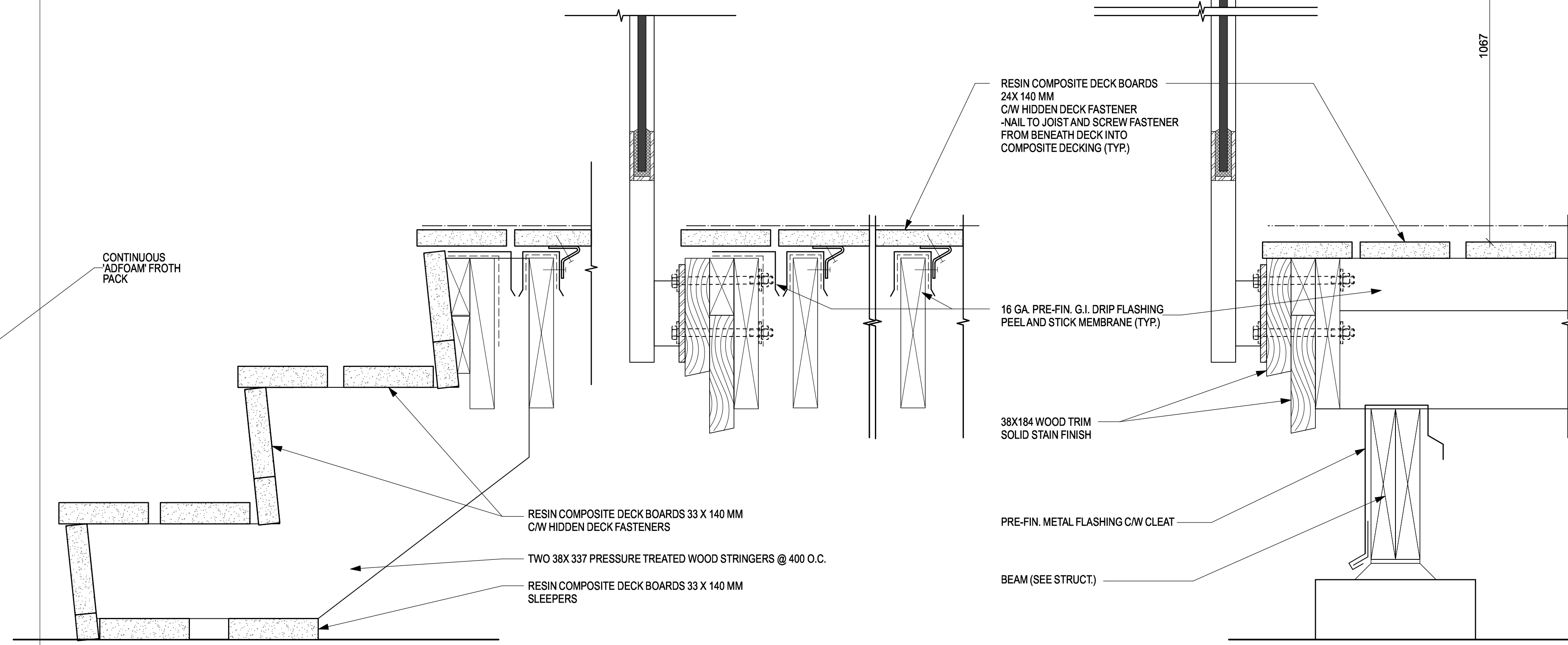




1 SECTION DETAIL
 SCALE: 1:5

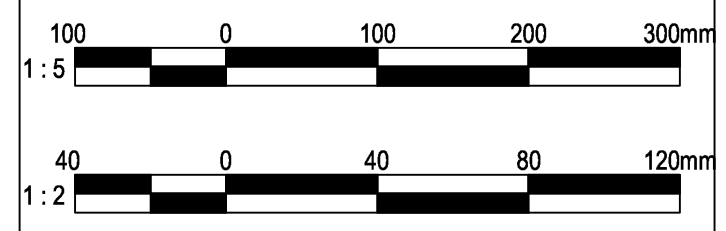


2 SECTION DETAIL
 SCALE: 1:5



3 DECK SECTION DETAIL
 SCALE: 1:5

5 DECK STAIR DETAIL
 SCALE: 1:5



3	TENDER	2017-08-29
2	PERMIT	2017-07-17
1	60% REVIEW	2017-05-23
Revision/Revision	Description/Description	Date/Date

Client/Client
FISHERIES AND OCEANS, REAL PROPERTY, SAFETY AND SECURITY
 VANCOUVER, BC
 200-401 BURRARD ST.

Project title/Titre du projet
4315 MARINE WAY POWELL RIVER, B.C.
POWELL RIVER SAR STATION

Consultant Signature Box Only

Designed by/Concept par
RH

Drawn by/Dessiné par
CM

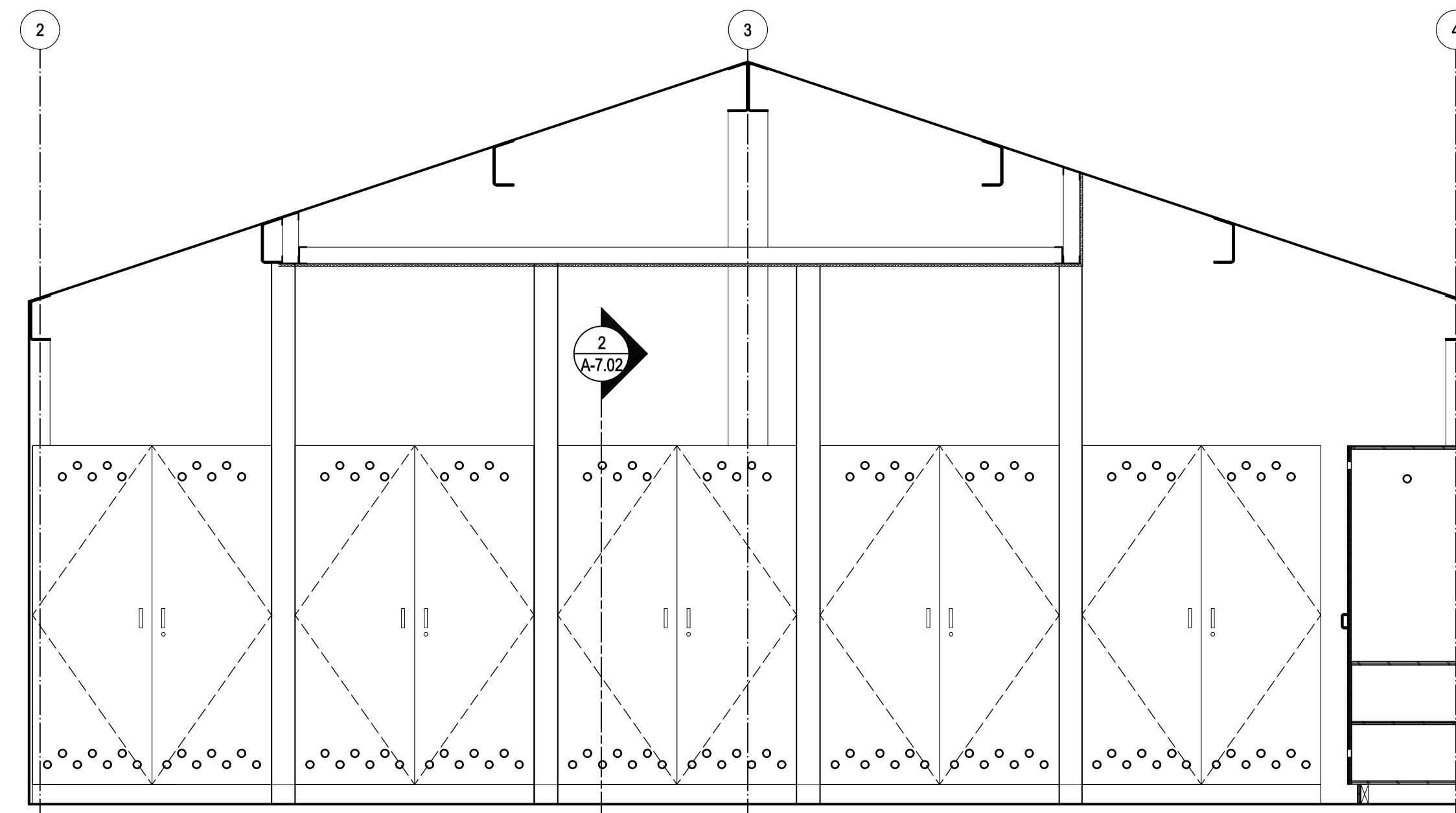
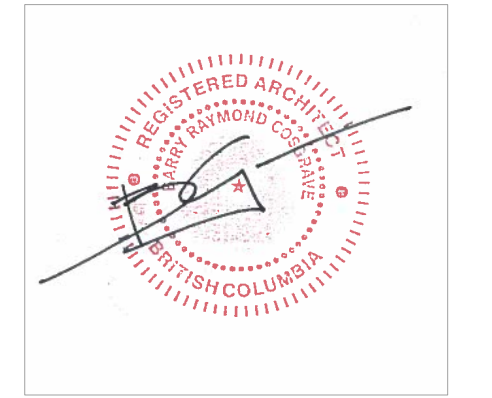
PWGSC Project Manager/Administrateur de Projets TPSPGC
 --

PWGSC, Regional Manager, Architectural and Engineering Services / Gestionnaire régionale, Services d'architecture et de génie, TPSPGC
PREETIPAL PAUL

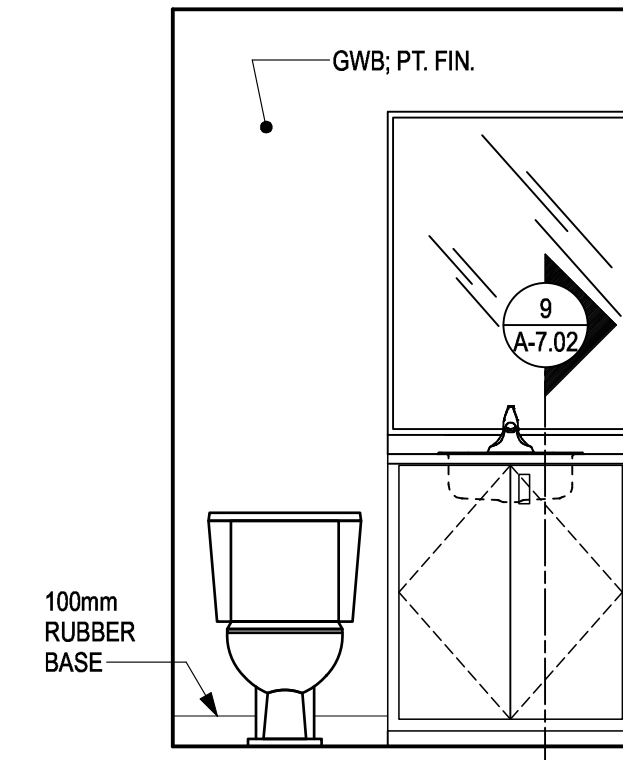
Drawing title/Titre du dessin

DETAILS

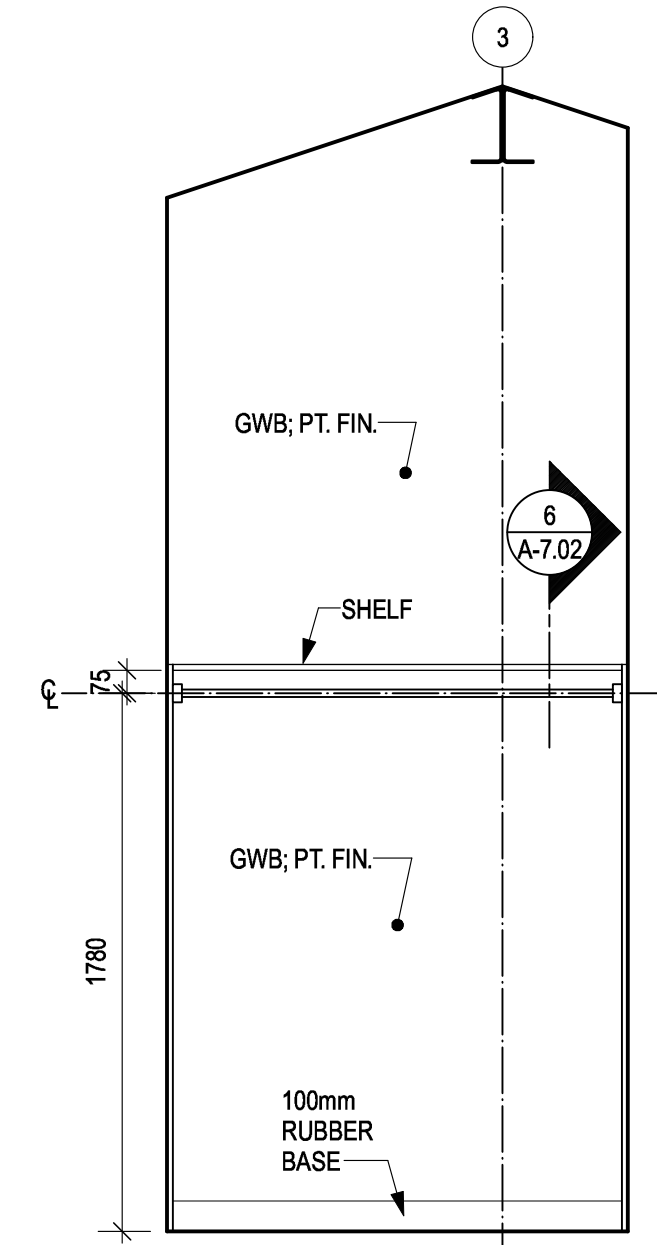
Project No./No. du projet	Sheet/ Feuille	Revision no./ La Révision no.
2016520	A6.07	2
	OF	



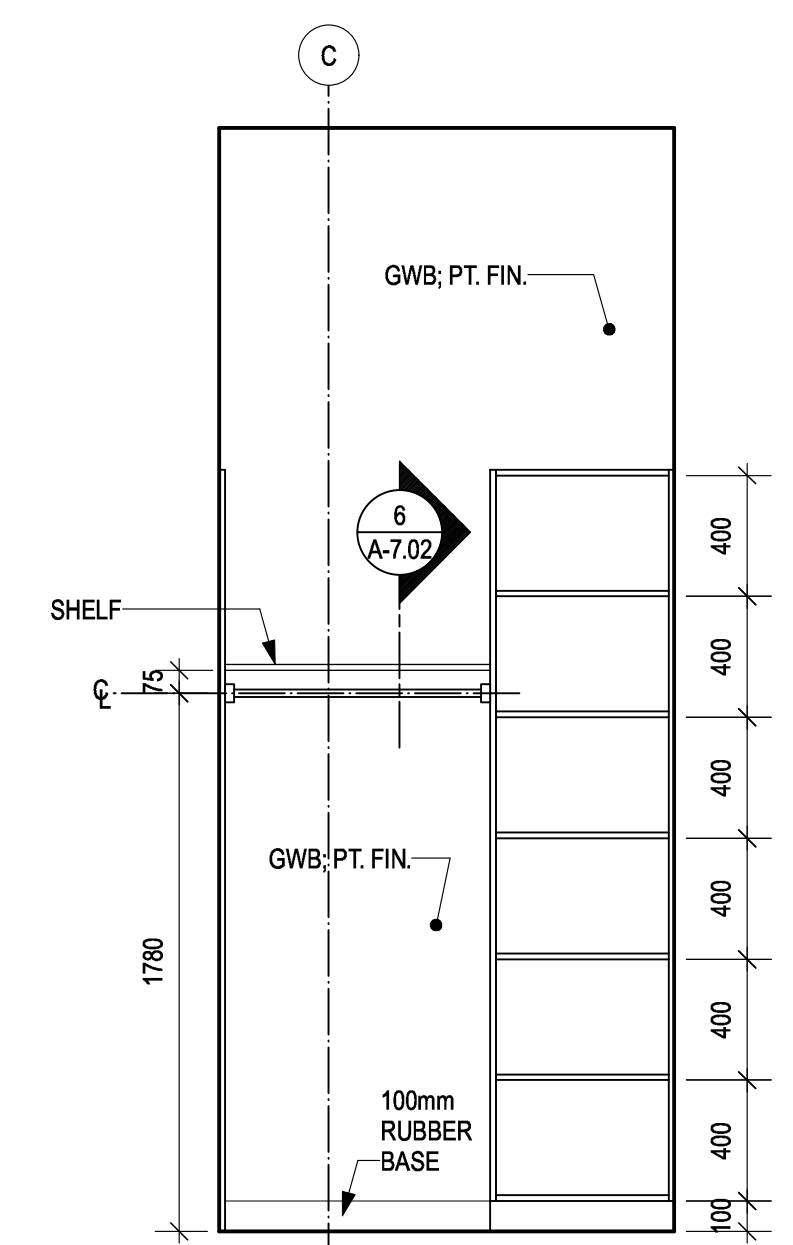
1 CHANGE ROOM
A7.01 SCALE: 1:50



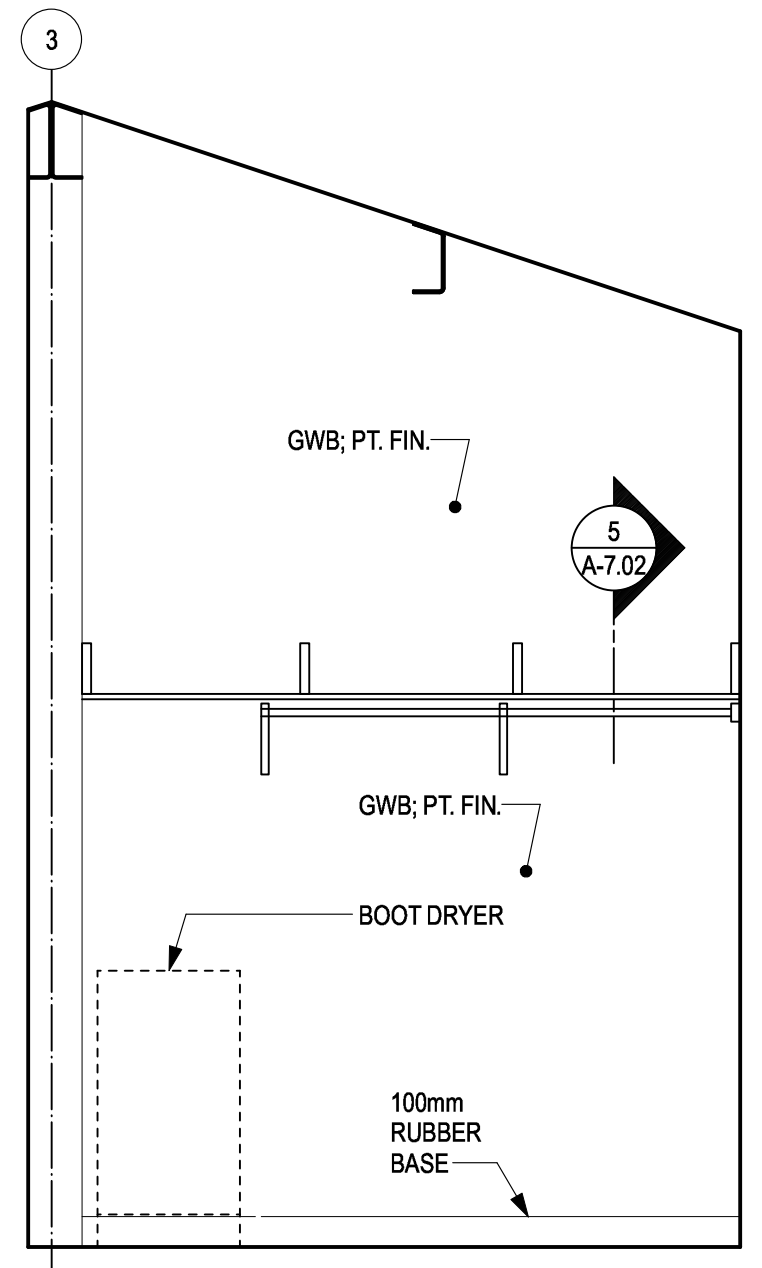
2 W/C
A7.01 SCALE: 1:50



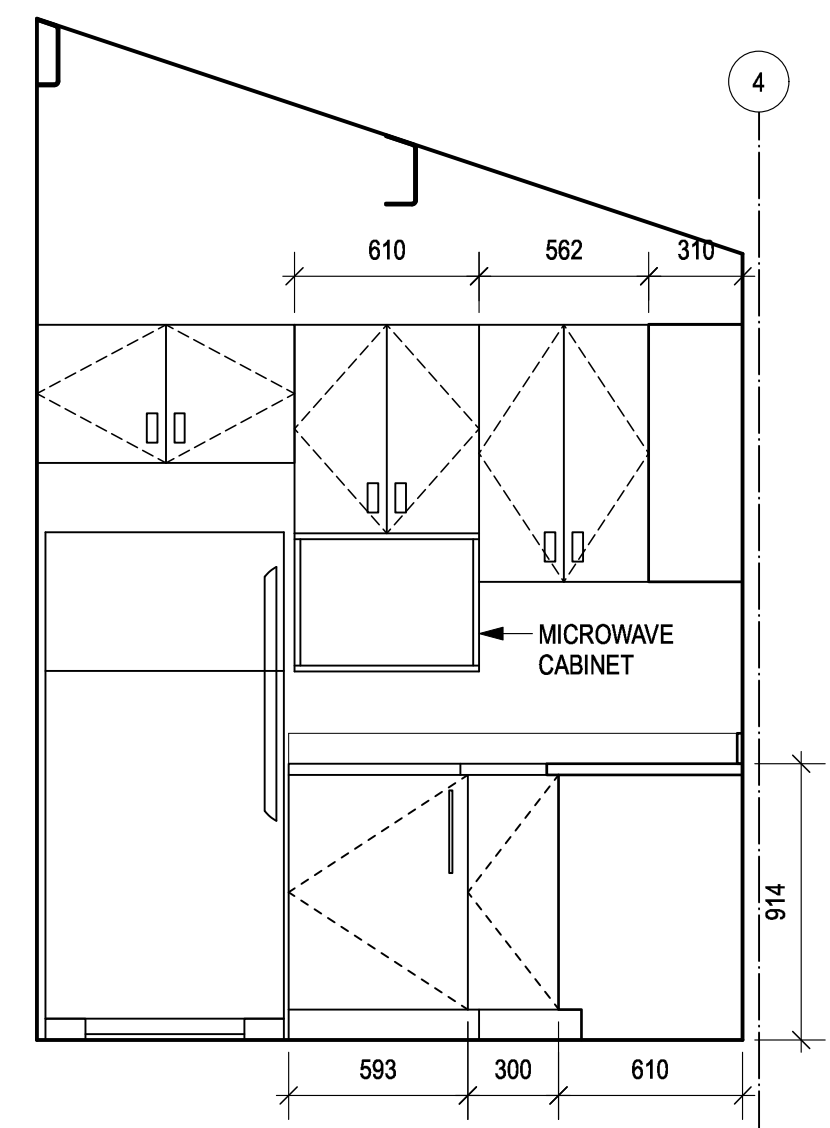
3 GEAR STORAGE
A7.01 SCALE: 1:50



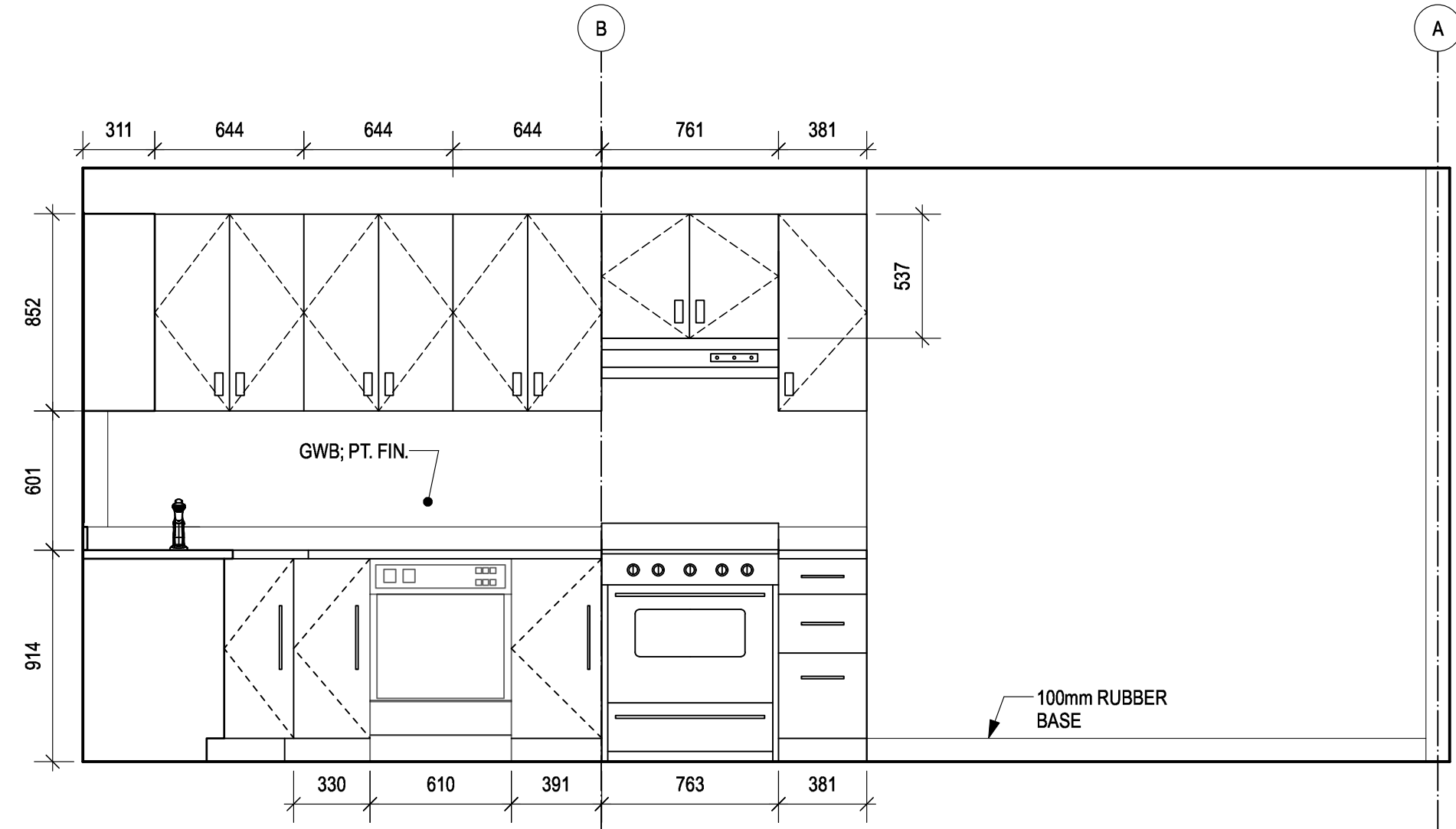
4 GEAR STORAGE
A7.01 SCALE: 1:50



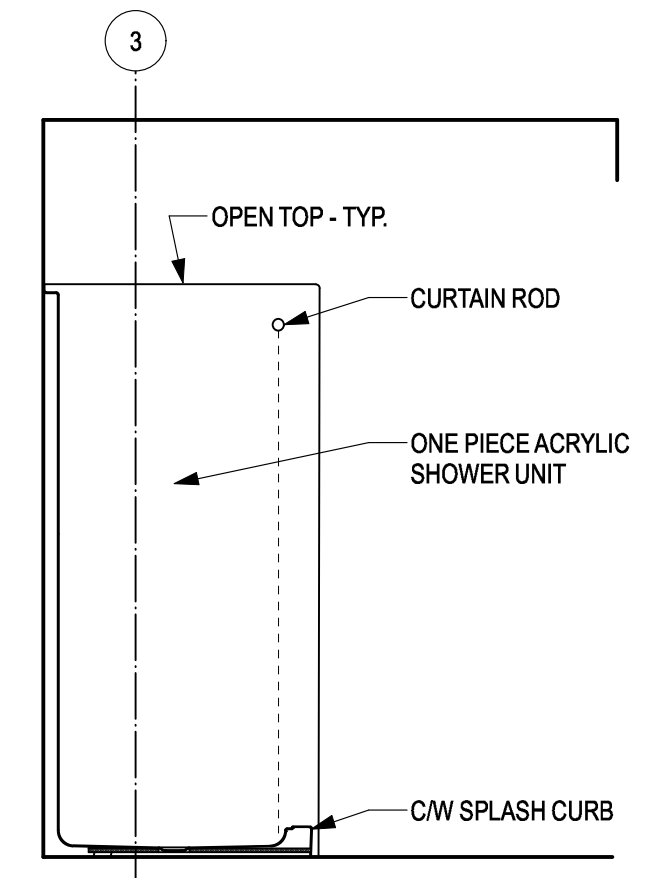
5 DRYING ROOM
A7.01 SCALE: 1:50



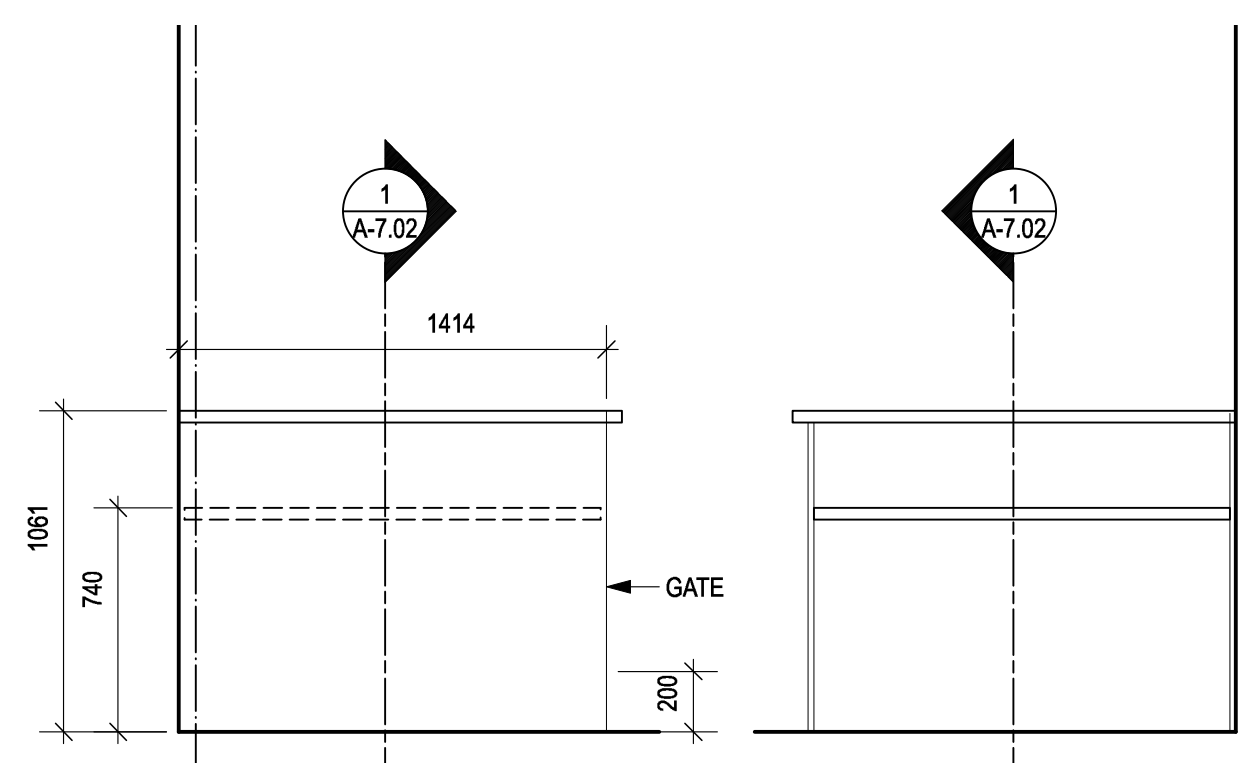
6 MEETING ROOM
A7.01 SCALE: 1:50



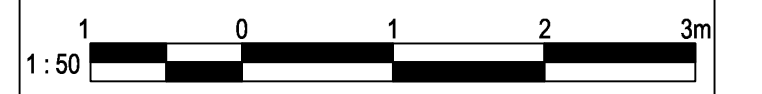
7 MEETING ROOM
A7.01 SCALE: 1:50



8 SHOWER
A7.01 SCALE: 1:50



9 ENTRY COUNTER
A7.01 SCALE: 1:50



Revision/Revision	Description/Description	Date/Date
3	TENDER	2017-08-29
2	PERMIT	2017-07-17
1	60% REVIEW	2017-05-23

Client/client
**FISHERIES AND OCEANS,
REAL PROPERTY,
SAFETY AND SECURITY**
VANCOUVER, BC
200-401 BURRARD ST.

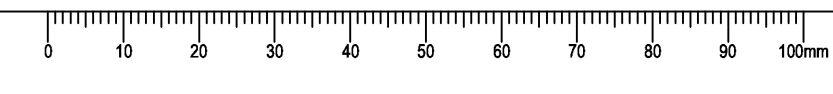
Project title/Titre du projet
**4315 MARINE DRIVE
POWELL RIVER, B.C.**

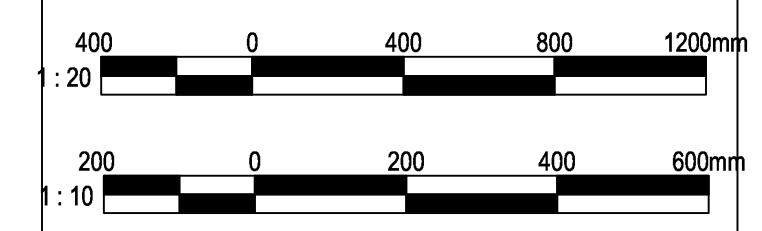
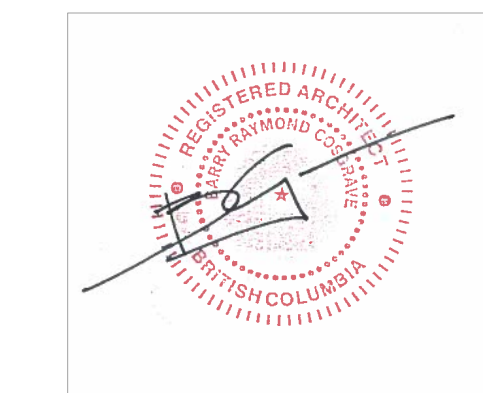
**POWELL RIVER
SAR STATION**

Consultant Signature Box Only
Designed by/Concept par
RH
Drawn by/Dessiné par
CM
PWGSC Project Manager/Administrateur de Projets TPSGC
PWGSC Regional Manager, Architectural and Engineering Services/
Gestionnaire régionale, Services d'architecture et de génie, TPSGC
PREETIPAL PAUL
Drawing title/Titre du dessin

**INTERIOR
ELEVATIONS**

Project No./No. du projet 2016521	Sheet/ Feuille A7.01 OF	Revision no./ La Révision no. A
---	--------------------------------------	---





Revision/Revision	Description/Description	Date/Date
3	TENDER	2016-09-19
2	85% REVIEW	2016-08-15
1	66% REVIEW	2016-07-25

**FISHERIES AND OCEANS,
REAL PROPERTY,
SAFETY AND SECURITY**

VANCOUVER, BC
200-401 BURRARD ST.

Project title/Titre du projet
**4315 MARINE WAY
POWELL RIVER, B.C.**

**POWELL RIVER
SAR STATION**

Consultant Signature Box Only

Designed by/Concept par
RH

Drawn by/Dessiné par
CM

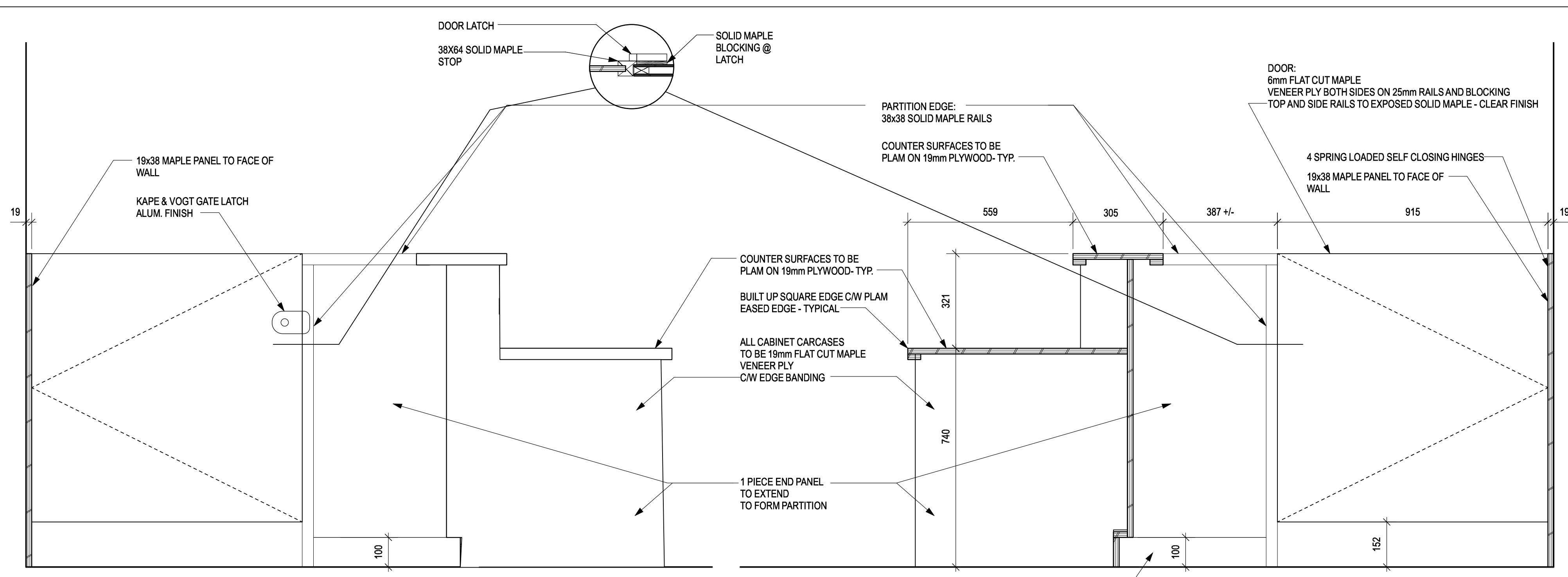
PWGSC Project Manager/Administrateur de Projets TPSGC

PWGSC Regional Manager, Architectural and Engineering Services/
Gestionnaire régionale Services d'architectural et de génie, TPSGC
FREETIPAL PAUL

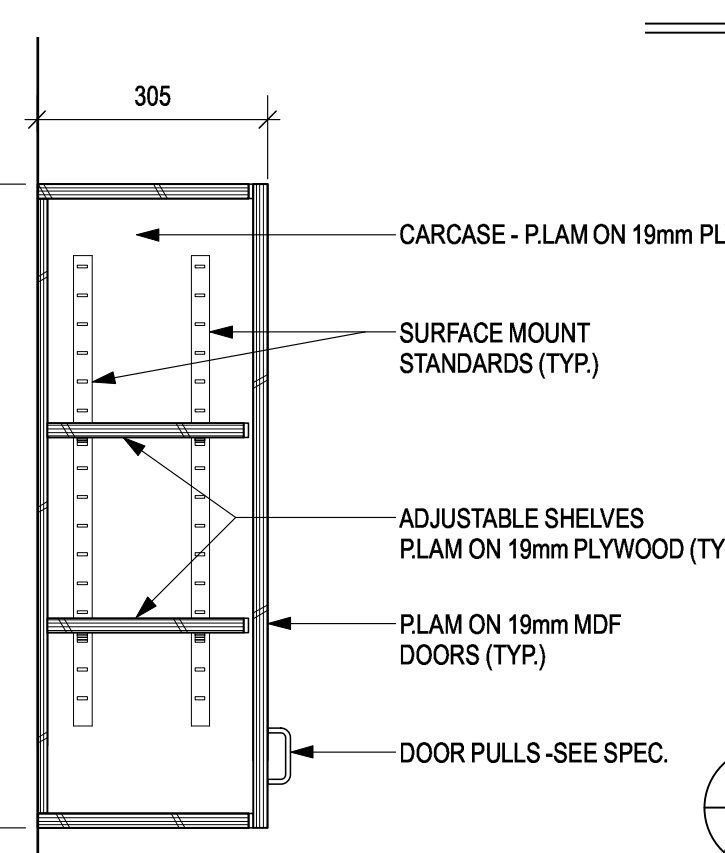
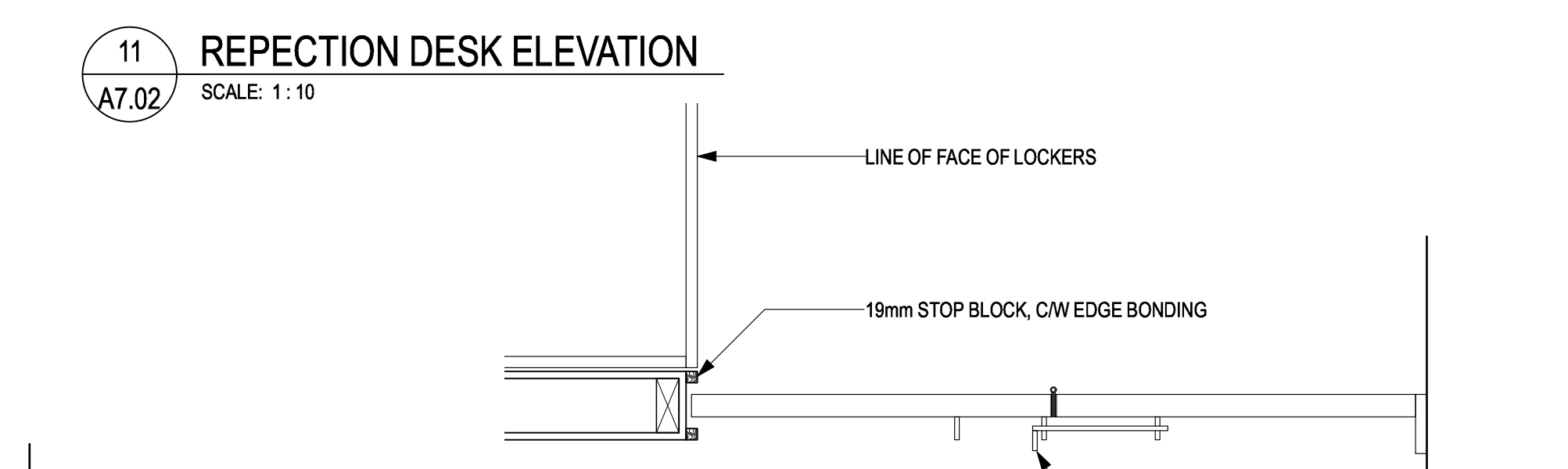
Drawing title/Titre du dessin

**MILLWORK
DETAILS**

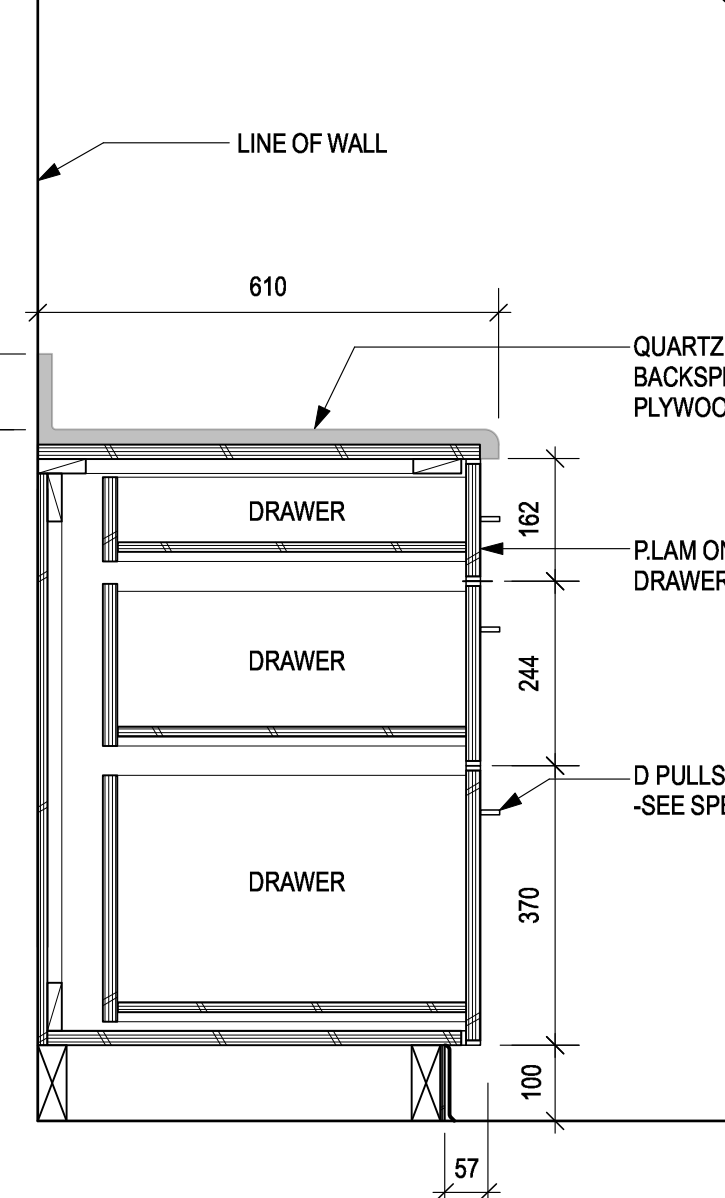
Project No./No. du projet	Sheet/ Feuille	Revision no./ La Révision no.
2016520	A7.02	2
	OF	



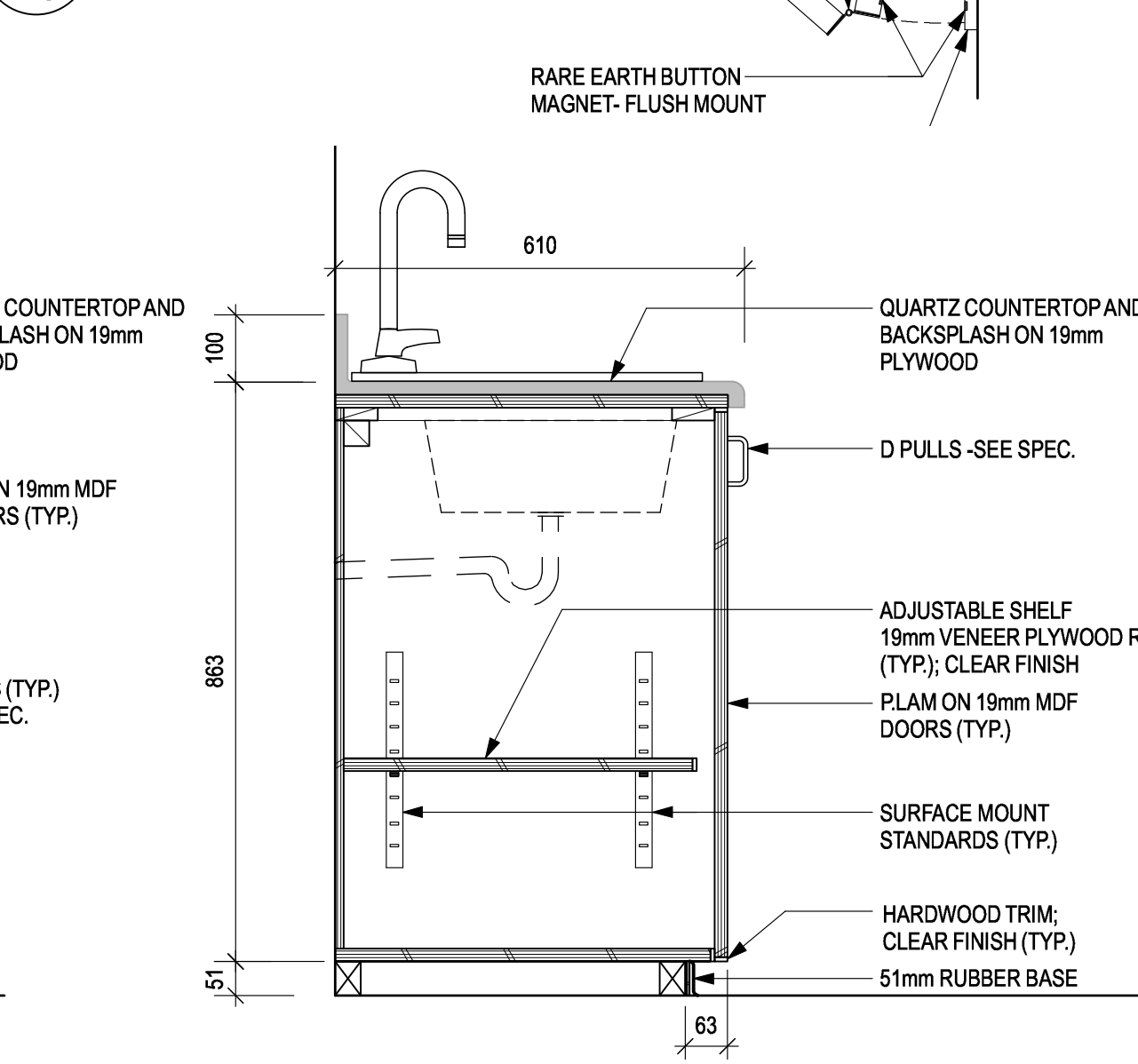
12 REPECTION DESK SECTION
SCALE: 1:10



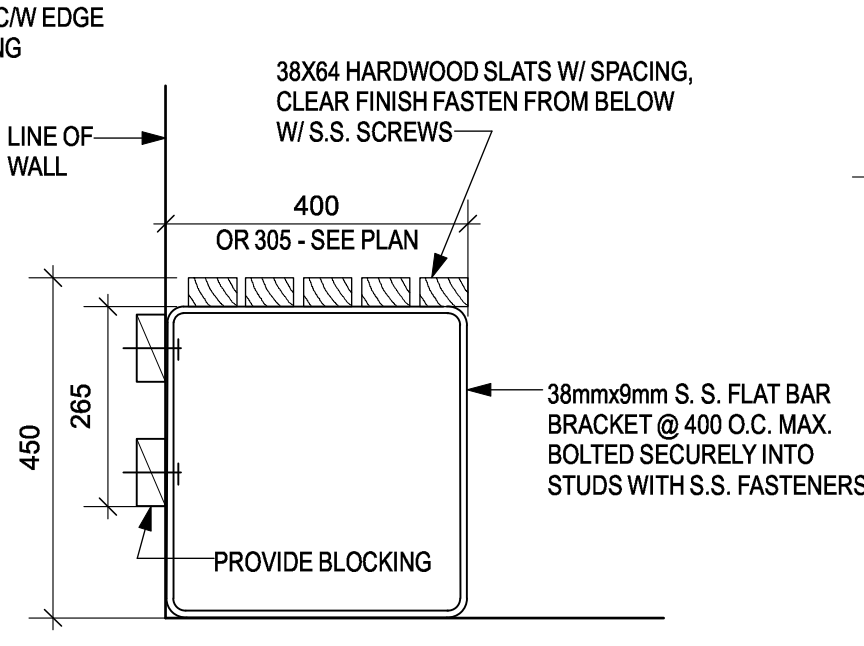
8 FOLDING DOOR DETAIL
SCALE: 1:10



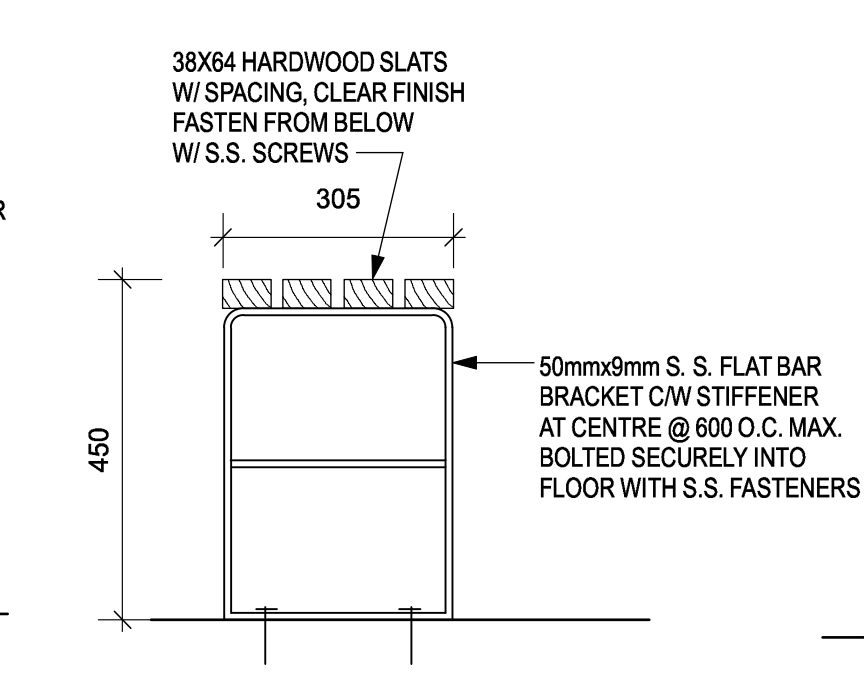
10 MEETING RM. COUNTER
SCALE: 1:10



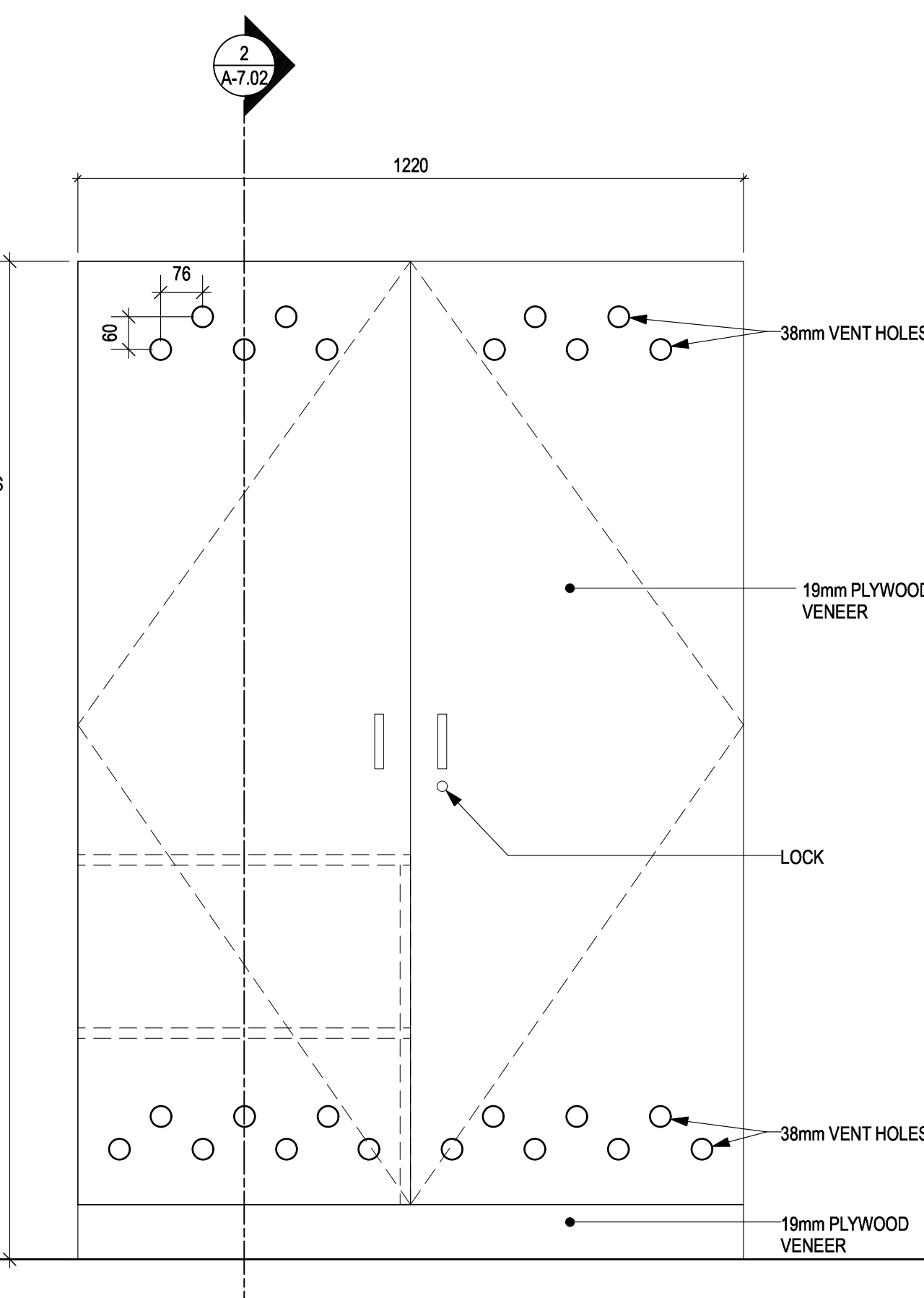
9 WASHROOM COUNTER W/ SINK
SCALE: 1:10



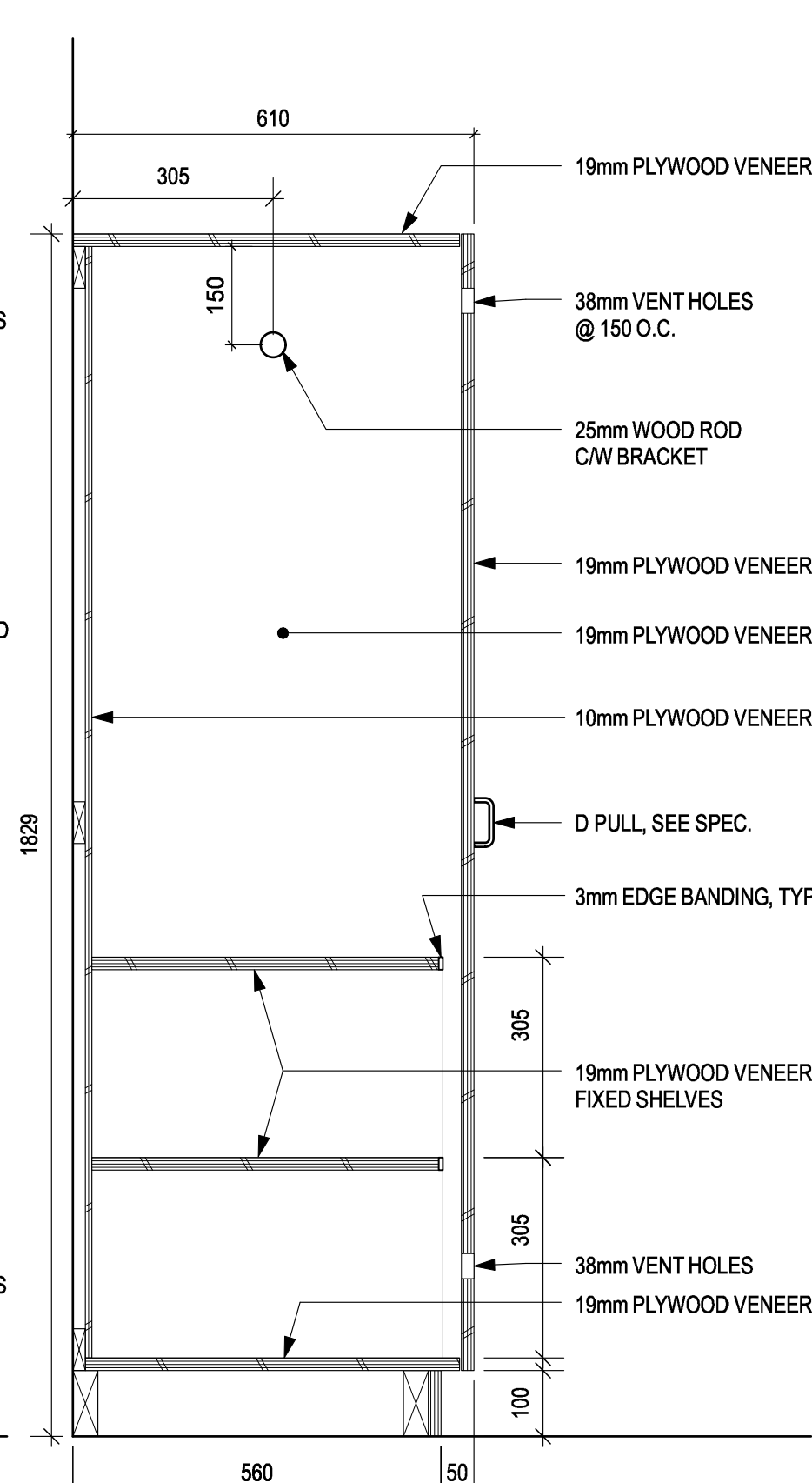
4 WALL SEAT DETAIL
SCALE: 1:10



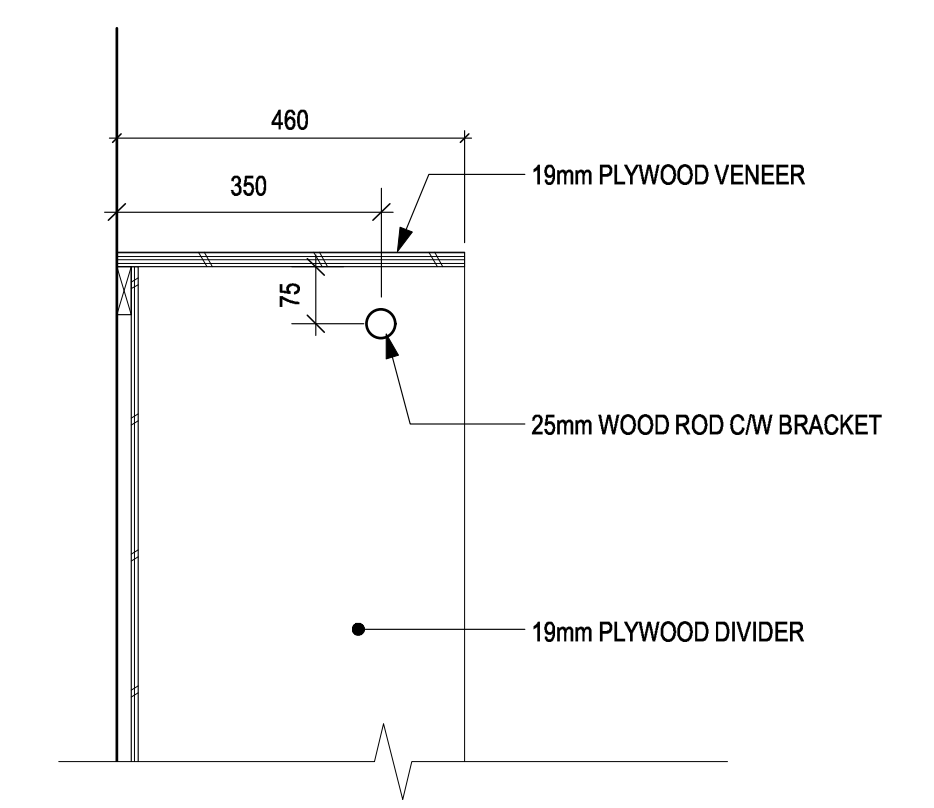
3 BENCH DETAIL
SCALE: 1:10



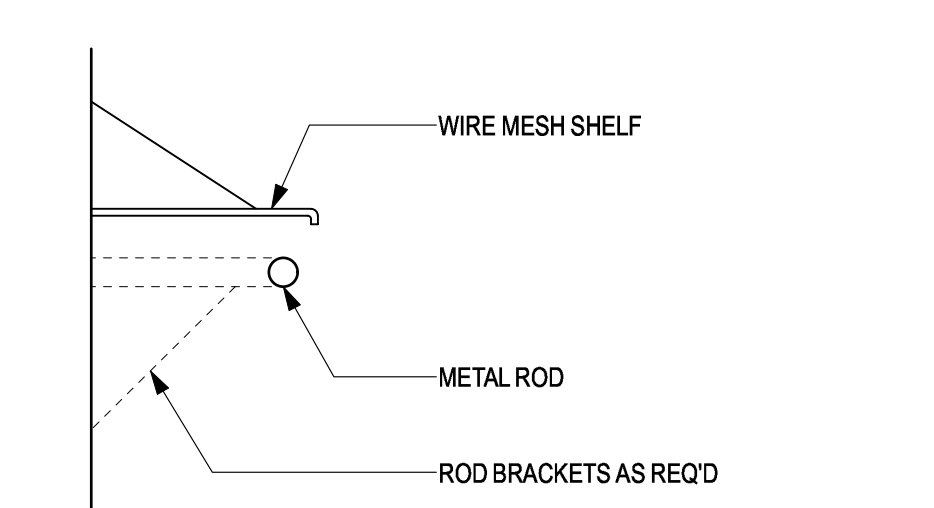
1 TYPICAL LOCKER ELEVATION
SCALE: 1:10



2 TYPICAL LOCKER DETAIL
SCALE: 1:10

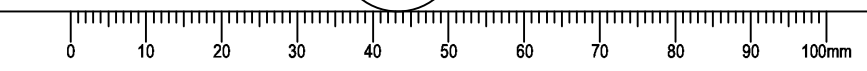


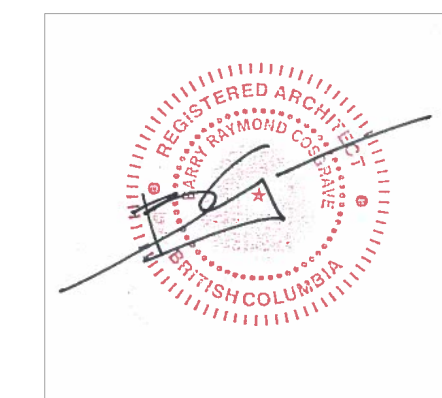
6 TYPICAL GEAR STORAGE DETAIL
SCALE: 1:10



5 DRY ROOM SHELF DETAIL
SCALE: 1:10

Date: 12/14/14 4:11:58 PM File name: E:\00000000\00000000\00000000\00000000.dwg User: JLB

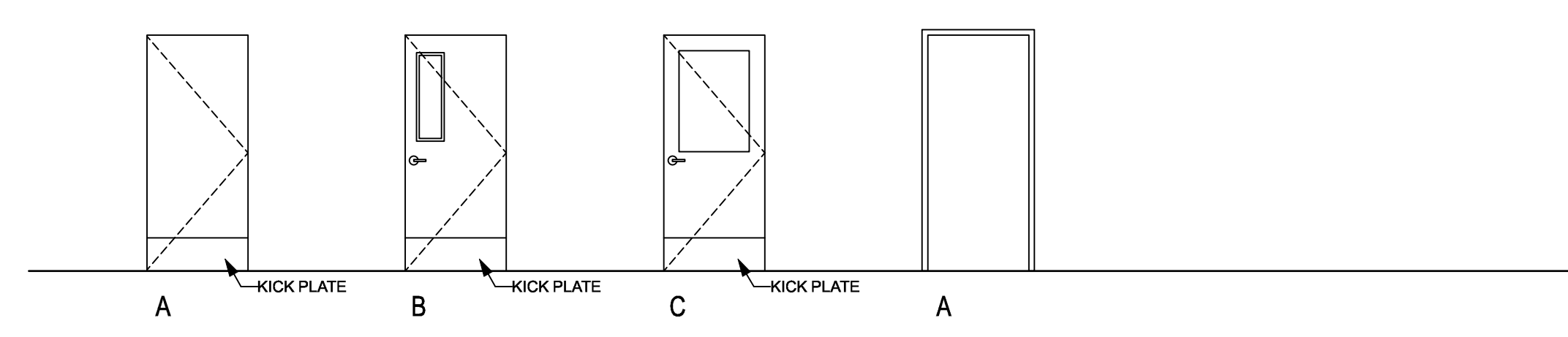




DOOR SCHEDULE													DOOR				FRAME				REMARKS
NUM.	SIZE (W x H x THICK)	FROM	TO	FRR	HDWR	TYPE	MATL	CORE	FINISH	COLOUR	GLAZ.	MATL	TYPE	FINISH	COLOUR	GLAZ.					
100	2-914 x 2032 x 45	WORK SHOP (101)	EXTERIOR	-	07	C	MTL	INSU.	PT		D.G. TEMP.	H.M.	A	PT			LOCK; CLOSER; KICK PLATE; THRESHOLD; WEATHER STRIPPING; SWEEP				
101	762 x 2032 x 45	STORAGE (119)	EXTERIOR	-	10	A	MTL	INSU.	PT			H.M.	A	PT			LOCK; CLOSER; KICK PLATE; THRESHOLD; WEATHER STRIPPING; SWEEP				
102	914 x 2032 x 45	EXTERIOR	CREW OFFICE (100)	-	01	C	MTL	INSU.	PT		D.G. TEMP.	H.M.	A	PT			LOCK; CLOSER; KICK PLATE; THRESHOLD; WEATHER STRIPPING; SWEEP				
103	914 x 2032 x 45	CORRIDOR (107)	WORK SHOP (101)	-	08	B	MTL	H.M.	PT			H.M.	A	PT			KICK PLATE				
104	914 x 2032 x 45	CORRIDOR (107)	CORRIDOR (118)	-	02	B	MTL	H.M.	PT			H.M.	A	PT			KICK PLATE				
105	762 x 2032 x 45	CORRIDOR (107)	CHANGE ROOM (102)	-	02	A	MTL	H.M.	PT			H.M.	A	PT			KICK PLATE				
106	762 x 2032 x 45	CHANGE ROOM (102)	DRYING ROOM (103)	-	02	A	MTL	H.M.	PT			H.M.	A	PT			KICK PLATE; UNDERCUT DOOR				
107	762 x 2032 x 45	CHANGE ROOM (104)	DRYING ROOM (103)	-	02	A	MTL	H.M.	PT			H.M.	A	PT			KICK PLATE; UNDERCUT DOOR				
108	762 x 2032 x 45	CORRIDOR (107)	CHANGE ROOM (104)	-	02	A	MTL	H.M.	PT			H.M.	A	PT			KICK PLATE				
109	914 x 2032 x 45	LAUNDRY (108)	CORRIDOR (107)	-	09	A	MTL	H.M.	PT			H.M.	A	PT			KICK PLATE				
110	813 x 2032 x 45	CORRIDOR (107)	MECH. (110)	-	05	A	MTL	INSU.	PT			H.M.	A	PT			KICK PLATE				
111	914 x 2032 x 45	GEAR STORAGE (109)	CORRIDOR (107)	-	04	B	MTL	H.M.	PT			H.M.	A	PT			KICK PLATE				
112	864 x 2032 x 45	SECURE STORAGE	GEAR STORAGE (109)	-	04	A	MTL	H.M.	PT			H.M.	A	PT			LOCK; KICK PLATE				
113	813 x 2032 x 45	CORRIDOR (118)	W.C. (111)	-	03	A	MTL	H.M.	PT			H.M.	A	PT			KICK PLATE; UNDERCUT DOOR				
114	914 x 2032 x 45	CORRIDOR (118)	COPY ROOM (112)	-	05	B	MTL	H.M.	PT			H.M.	A	PT			KICK PLATE				
115	914 x 2032 x 45	CORRIDOR (118)	ENG. OFFICE (117)	-	06	B	MTL	H.M.	PT			H.M.	A	PT			KICK PLATE				
116	914 x 2032 x 45	CORRIDOR (113)	OIC OFFICE (116)	-	06	B	MTL	H.M.	PT			H.M.	A	PT			KICK PLATE				
117	813 x 2032 x 45	CORRIDOR (113)	W.C. (114)	-	03	A	MTL	H.M.	PT			H.M.	A	PT			KICK PLATE				
118	914 x 2032 x 45	CORRIDOR (113)	MEETING ROOM (115)	-	05	B	MTL	H.M.	PT			H.M.	A	PT			KICK PLATE				
119	762 x 2032 x 45	CHANGE ROOM (102)	SHOWER (106)	-	03	A	MTL	H.M.	PT			H.M.	A	PT			KICK PLATE				
120	762 x 2032 x 45	CHANGE ROOM (104)	SHOWER (105)	-	03	A	MTL	H.M.	PT			H.M.	A	PT			KICK PLATE				

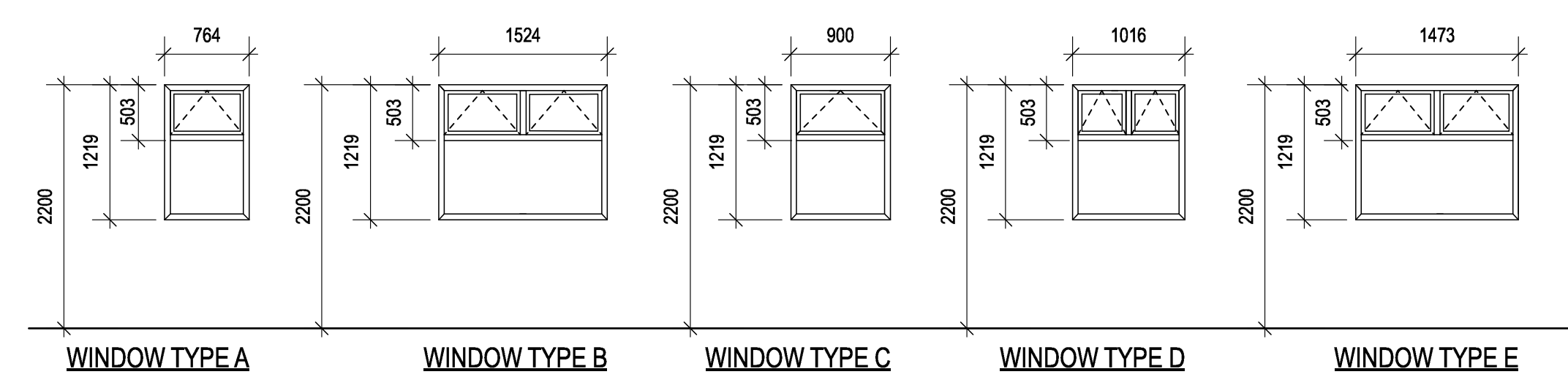
SCHEDULE ABBREVIATIONS:					
ALUM.	ALUMINUM	HDWR	HARDWARE	OBS.	OBSURED
ANOD.	ANODIZED	INSUL.	INSULATED	P.O.	POWER OPERATED
ARG.	ARGON FILL	LAM.	LAMINATED	PT.	PAINT
D.G.	DOUBLE GLAZED	L.E.	LOW EMISSIVITY	T.B.	THERMALLY BROKEN
FRR	FIRE RESISTANCE RATING	MATL	MATERIAL	TEMP.	TEMPERED
GLAZ.	GLAZING (OR GLAZED)	MIN.	MINUTES or MINIMUM	WD.	WOOD
H.M.	HOLLOW METAL	NAT.	NATURAL		

DOOR TYPES: FRAME TYPES:



WINDOW SCHEDULE							
NUM.	R.O. SIZE (W x H)	TYPE	FRAME MATL	GLAZING	FINISH	COLOUR	REMARKS
100	762x1219 mm	A	VINYL	D.G.		WHITE	
101	762x1219 mm	A	VINYL	D.G.			
102	1524x1219 mm	B	VINYL	D.G.			
103	900x1219 mm	C	VINYL	D.G.			
104	1524x1219 mm	B	VINYL	D.G.			
105	900x1219 mm	C	VINYL	D.G.			
106	1016x1219 mm	D	VINYL	D.G.			
107	1372x1219 mm	E	VINYL	D.G.			
108	990x1219 mm	C	VINYL	D.G.			
109	990x1219 mm	C	VINYL	D.G.			

EXTERIOR WINDOW TYPES:



FINISH SCHEDULE																						
NUM.	ROOM NAME	FLOOR		BASE			CEILING			NORTH WALL			EAST WALL			SOUTH WALL			WEST WALL			REMARKS
		FINISH	COLOUR	MATERIAL	SIZE	COLOUR	MATERIAL	FINISH	COLOUR	MATERIAL	FINISH	COLOUR	MATERIAL	FINISH	COLOUR	MATERIAL	FINISH	COLOUR	MATERIAL	FINISH	COLOUR	
100	CREW OFFICE	S.R.		RUBBER	100mm		M.P.	PRE-FINISHED	WHITE	M.P.	PRE-FINISH	GWB.	PAINT	GWB.	PAINT	GWB.	PAINT	M.P.	PRE-FINISH			
101	WORK SHOP	S.R.		RUBBER	100mm		M.P.	PRE-FINISHED	WHITE	M.P.	PRE-FINISH	M.P.	PRE-FINISH	GWB.	PAINT	GWB.	PAINT	GWB.	PAINT			
102	CHANGE ROOM	S.R.		RUBBER	100mm		M.P./G.W.B.	PRE-FINISHED	WHITE	M.P.	PRE-FINISH	M.P./G.W.B.	PRE-FINISH	GWB.	PAINT	GWB.	PAINT	GWB.	PAINT			
103	DRYING RM.	S.R.		RUBBER	100mm		G.W.B.	PAINT	WHITE	GWB.	PAINT	GWB.	PAINT	GWB.	PAINT	GWB.	PAINT	GWB.	PAINT		WATER RESISTANT PAINT	
104	CHANGE RM.	S.R.		RUBBER	100mm		M.P./G.W.B.	PRE-FINISHED	WHITE	GWB.	PAINT	M.P.	PRE-FINISH	M.P.	PRE-FINISH	GWB.	PAINT	GWB.	PAINT			
105	SHOWER	S.R.		RUBBER	100mm		G.W.B.	PAINT	WHITE	GWB.	PAINT	GWB.	PAINT	GWB.	PAINT	GWB.	PAINT	GWB.	PAINT			
106	SHOWER	S.R.		RUBBER	100mm		G.W.B.	PAINT	WHITE	GWB.	PAINT	GWB.	PAINT	GWB.	PAINT	GWB.	PAINT	GWB.	PAINT			
107	CORRIDOR	S.R.		RUBBER	100mm		G.W.B.	PAINT	WHITE	GWB.	PAINT	GWB.	PAINT	GWB.	PAINT	GWB.	PAINT	GWB.	PAINT			
108	LAUNDRY	S.R.		RUBBER	100mm		M.P.	PRE-FINISHED	WHITE	GWB.	PAINT	GWB.	PAINT	M.P.	PRE-FINISH	GWB.	PAINT	GWB.	PAINT			
109	GEAR STORAGE	S.R.		RUBBER	100mm		M.P.	PRE-FINISHED	WHITE	GWB.	PAINT	GWB.	PAINT	GWB.	PAINT	GWB.	PAINT	GWB.	PAINT			
110	MECH.	S.R.		RUBBER	100mm		M.P.	PRE-FINISHED	WHITE	GWB.	PAINT	GWB.	PAINT	M.P.	PRE-FINISH	GWB.	PAINT	GWB.	PAINT			
111	W/C	S.R.		RUBBER	100mm		G.W.B.	PAINT	WHITE	GWB.	PAINT	GWB.	PAINT	GWB.	PAINT	GWB.	PAINT	GWB.	PAINT			
112	COPY RM.	S.R.		RUBBER	100mm		G.W.B.	PAINT	WHITE	GWB.	PAINT	GWB.	PAINT	GWB.	PAINT	GWB.	PAINT	GWB.	PAINT			
113	CORRIDOR	S.R.		RUBBER	100mm		G.W.B.	PAINT	WHITE	-	-	GWB.	PAINT	GWB.	PAINT	GWB.	PAINT	GWB.	PAINT			
114	W/C	S.R.		RUBBER	100mm		G.W.B.	PAINT	WHITE	GWB.	PAINT	GWB.	PAINT	GWB.	PAINT	GWB.	PAINT	GWB.	PAINT			
115	MEETING RM.	S.R.		RUBBER	100mm		M.P.	PRE-FINISHED	WHITE	GWB.	PAINT	GWB.	PAINT	M.P./G.W.B.	PRE-FINISH	M.P.	PRE-FINISH	M.P.	PRE-FINISH			
116	OIC OFFICE	S.R.		RUBBER	100mm		M.P./G.W.B.	PRE-FINISHED	2438	GWB.	PAINT	GWB.	PAINT	GWB.	PAINT	GWB.	PAINT	GWB.	PAINT			
117	ENG. OFFICE	S.R.		RUBBER	100mm		M.P.	PRE-FINISHED	2438	M.P.	PRE-FINISH	GWB.	PAINT	GWB.	PAINT	GWB.	PAINT	M.P.	PRE-FINISH			
118	CORRIDOR	S.R.		RUBBER	100mm		G.W.B.	PAINT		GWB.	PAINT	GWB.	PAINT	GWB.	PAINT	GWB.	PAINT	GWB.	PAINT			
119	STORAGE	CONC.		--	--		G.W.B.	PAINT		GWB.	PAINT	GWB.	PAINT	GWB.	PAINT	GWB.	PAINT	M.P.	PRE-FINISH			

FINISH SCHEDULE ABBREVIATIONS:			
ACT	ACOUSTIC CEILING TILE	PT.	PAINTED
AS.	ANTI-STATIC	S.V.	SHEET VINYL
CARP.	CARPET TILE	SL.	SEALED
CONC	CONCRETE	T.B.D.	TO BE DETERMINED
GWB	GYPSUM WALL BOARD	TILE	CERAMIC TILE
F.R.	NON-CONDUCTIVE, FIRE RETARDANT PAINT	VCT	VINYL COMPOSITE TILE
OP	OPERABLE	W. COV.	WALL COVERING
S.R.	SHEET RUBBER	M.P.	POLISHED METAL PANEL - WHITE

Revision/Revision	Description/Description	Date/Date
3	TENDER	2017-08-29
2	PERMIT	2017-07-17
1	60% REVIEW	2017-05-23

FISHERIES AND OCEANS, REAL PROPERTY, SAFETY AND SECURITY
VANCOUVER, BC
200-401 BURRARD ST.

Project title/Titre du projet
4315 MARINE DRIVE
POWELL RIVER, B.C.

POWELL RIVER
SAR STATION

Consultant Signature Box Only

Designed by/Concept par
RH

Drawn by/Dessiné par
CM

PWGSC Project Manager/Administrateur de Projets TPSPGC

PWGSC, Regional Manager, Architectural and Engineering Services / Gestionnaire régionale, Services d'architecture et de génie, TPSPGC
PREETIPAL PAUL

Drawing title/Titre du dessin

DOOR, WINDOW, & FINISH SCHEDULE

Project No./No. du projet	Sheet/ Feuille	Revision no./ La Révision no.
2016521	A8.01	A
	OF	

