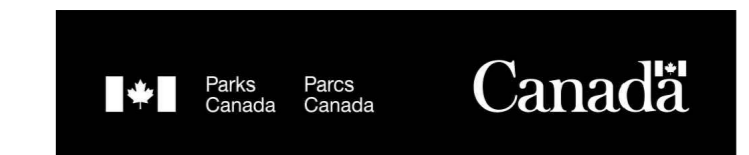


# KOUCHIBOUGUAC NATIONAL PARK

## SOUTH CAMPGROUND SERVICE BUILDING A



**ARCHITECTURAL**  
A-101 DEMOLITION PLANS  
A-102 PLANS, SCHEDULE, ASSEMBLIES  
A-201 BUILDING ELEVATIONS  
A-202 FEMALE WASHROOM  
A-203 MALE WASHROOM  
A-501 MISCELLANEOUS DETAILS  
A-601 WASHROOM MILLWORK  
A-602 SCREEN DETAILS

**MECHANICAL:**

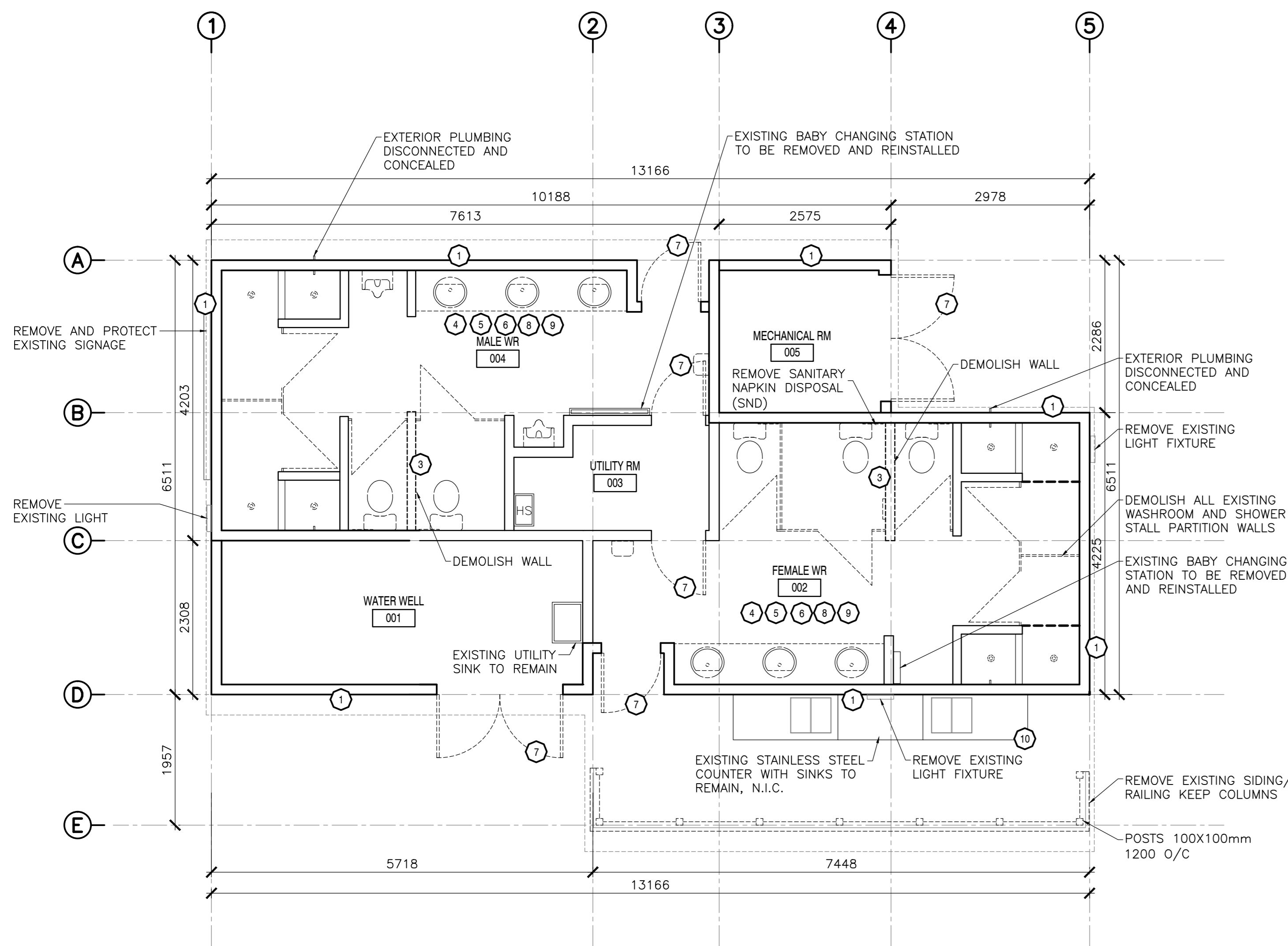
H-101 - MECHANICAL SERVICES, DEMOLITION,  
AND NEW CONDITIONS

**ELECTRICAL:**

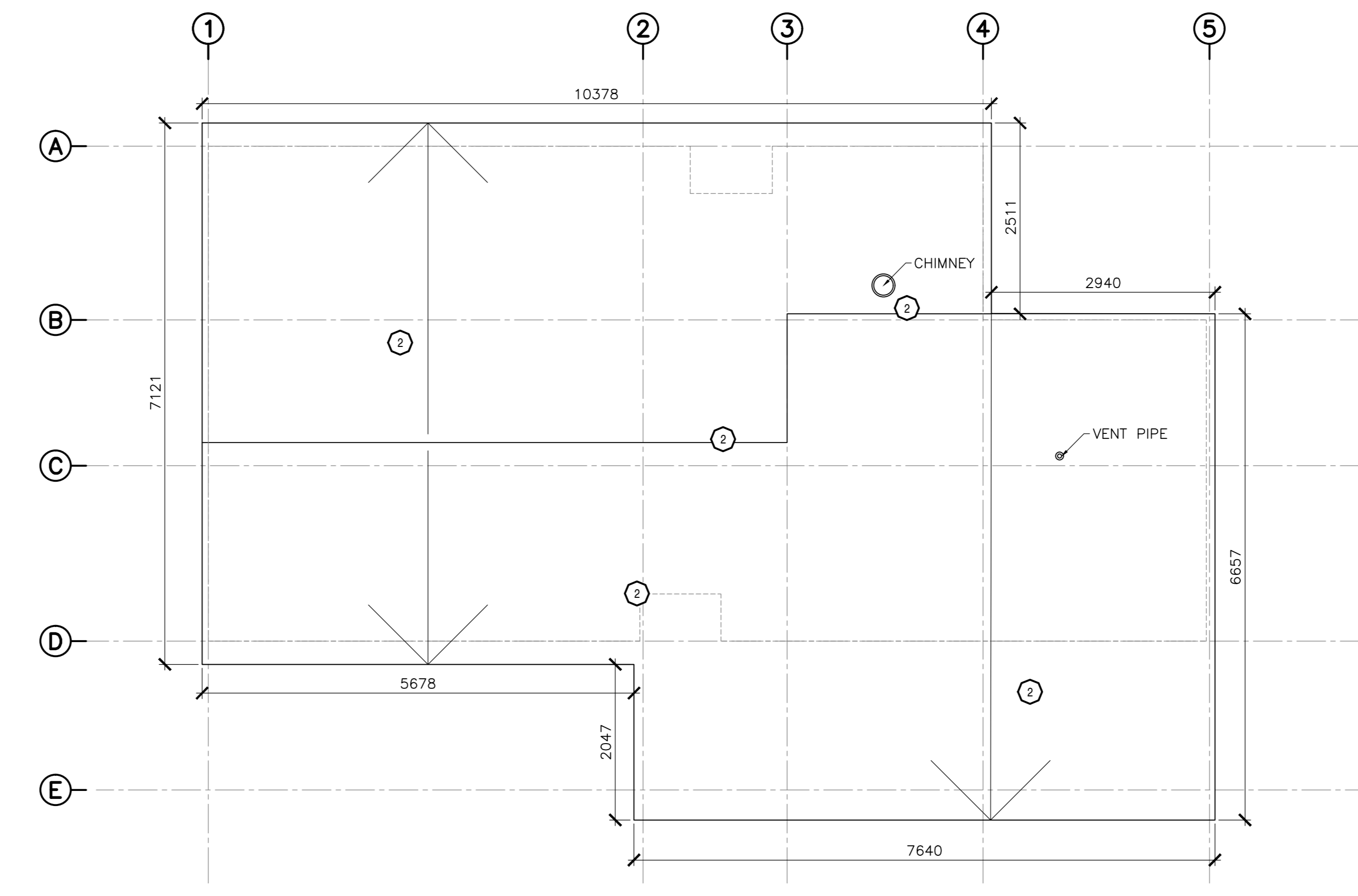
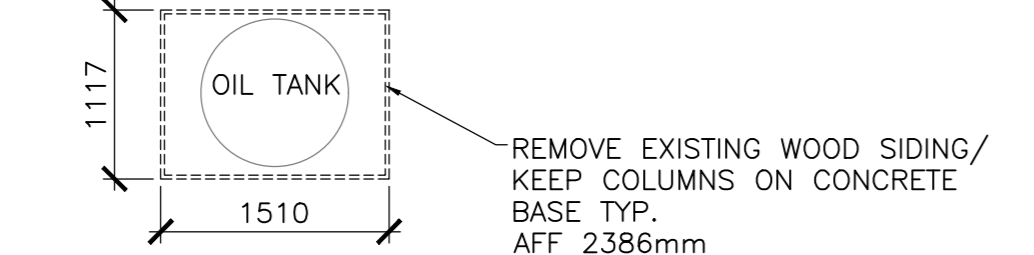
E-101 LEGENDS, FIXTURE, AND PANEL SCHEDULES  
E-102 DEMOLITION, REVISED LIGHTING AND POWER PLANS



ISSUED FOR TENDER  
JANUARY 31, 2018



1  
101 'A' - EXISTING/DEMOLITION  
SCALE : 1:50



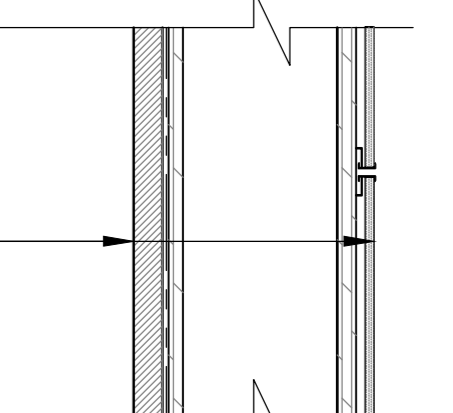
2  
101 'A' ROOF PLAN - EXISTING/DEMOLITION  
SCALE : 1:50

DEMOLITION NOTES	
SYMBOL	DESCRIPTION
1	CONTRACTOR TO REMOVE ALL EXISTING EXTERIOR CLADDING ASSEMBLY, INCLUDING STRAPPING, RIGID INSULATION AND BUILDING PAPER WHERE APPLICABLE. PREPARE FOR NEW ASSEMBLIES. EXTERIOR WALL SHEATHING TO BE ASSESSED FOR RECEIVING NEW SIDING. EXISTING FLASHING AND TRIMS TO BE REMOVED AND PREPARED TO RECEIVE NEW. ANY DAMAGED COMPONENTS OF THE EXISTING ASSEMBLY TO BE REPORTED TO PARKS CANADA REPRESENTATIVE. PREPARE SURFACES FOR NEW ASSEMBLY. REFER TO EXISTING AND NEW ASSEMBLIES.
2	CONTRACTOR TO DEMOLISH ALL EXISTING ROOF SHINGLES AND UNDERLAYMENT. PREPARE FOR NEW ASSEMBLIES. EXTERIOR ROOF SHEATHING TO BE ASSESSED FOR RECEIVING NEW ROOFING. ANY DAMAGE TO ROOF SHEATHING, ROOF / WALL TRANSITIONS AND ROOF SUB-STRUCTURE TO BE REPORTED TO PARKS CANADA REPRESENTATIVE. EXISTING FLASHING TO BE REMOVED. PREPARE SURFACES TO RECEIVE NEW FLASHING AT TRANSITIONS, ROOF PENETRATIONS AND WHERE REQUIRED, ROOF FASCIA BOARDS AND GUTTERS TO BE REMOVED AND REPLACED WHERE APPLICABLE. REFER TO EXISTING AND NEW ASSEMBLIES.
3	CONTRACTOR TO REMOVE EXISTING INTERIOR PARTITION WALL, AS INDICATED IN ARCHITECTURAL DRAWINGS. MAKE ALL WALL, CEILING, FLOOR SURFACES GOOD TO RECEIVE NEW FINISH. REFER TO ARCHITECTURAL DRAWINGS FOR PROPOSED FINISHES.
4	CONTRACTOR TO REMOVE EXISTING FLOORING AND PREPARE SLAB FOR NEW FLOOR FINISH. CONTRACTOR TO ADDRESS ANY DRAINAGE DAMAGE/ISSUES - (TO BE CONFIRMED WITH PARKS CANADA). REFER TO ARCHITECTURAL DRAWINGS FOR PROPOSED FINISHES.
5	CONTRACTOR TO REMOVE EXISTING INTERIOR WALL PANELING - FRP AND ANY DAMAGED PLYWOOD SUBSTRATE. REFER TO ARCHITECTURAL DRAWINGS FOR PROPOSED FINISHES.
6	CONTRACTOR TO REMOVE EXISTING CEILING ASSEMBLIES AND CEILING SUSPENSION SYSTEMS, INCLUDING AIR RETURNS AND LIGHT FIXTURES. REFER TO ARCHITECTURAL DRAWINGS FOR PROPOSED FINISHES. REFER TO MECHANICAL AN ELECTRICAL DRAWINGS FOR DEMO AN PROPOSED PLANS.
7	CONTRACTOR TO REMOVE EXISTING EXTERIOR AND INTERIOR DOORS. PREPARE OPENINGS TO RECEIVE NEW. REPLACE ANY DAMAGED FLASHING. REFER TO ARCHITECTURAL DRAWINGS FOR DOOR, HARDWARE AND FINISH SCHEDULE.
8	CONTRACTOR TO REMOVE ALL FIXTURES AND FINISHES FROM THE EXISTING WASHROOMS AND PREPARE FOR NEW FINISHES. REFER TO ARCHITECTURAL DRAWINGS AND FINISH SCHEDULES. REFER TO MECHANICAL DRAWING FOR FIXTURES DEMOLITION AND PROPOSED PLAN.
9	CONTRACTOR TO REMOVE ALL EXISTING WASHROOM ACCESSORIES AND PREPARE ALL SURFACES FOR NEW, INCLUDING EXISTING WASHROOM/SHOWER PARTITIONS. REFER TO ARCHITECTURAL DRAWINGS, FINISH SCHEDULES AND SPECIFICATIONS.
10	CONTRACTOR TO DISCONNECT OUTDOOR SINKS' PLUMBING AND RELOCATE EXISTING (N.I.C) STAINLESS STEEL OUTDOOR SINKS AND COUNTERS FOR THE DURATION OF THE CONSTRUCTION. COORDINATE TEMPORARY LOCATION WITH PARKS CANADA.

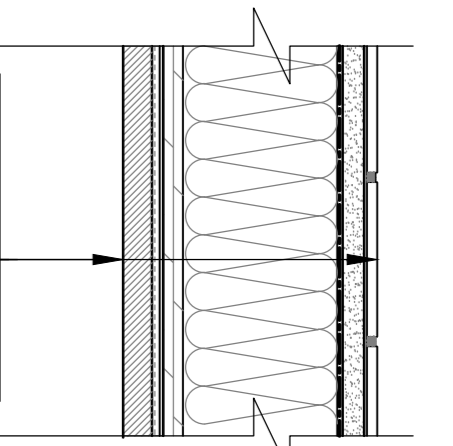
NOTE: ALL DRAWINGS TO BE REFERENCED FOR SCOPE OF DEMOLITION AND PREPARATION FOR NEW ASSEMBLIES/FINISHES

WALL/ROOF ASSEMBLIES: EXISTING

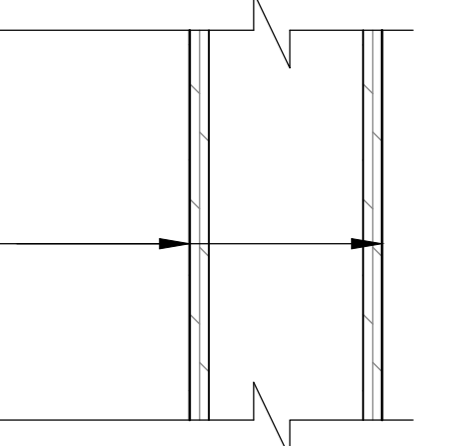
- W1 - TYPICAL WALL ASSEMBLY (EXISTING)**
- VERTICAL WOOD SIDING (19mm X 127mm ROUGH SAWN TREATED PINE)
  - 15# ASPHALT FELT BUILDING PAPER
  - 9.5mm ASPENITE SHEATHING
  - 38 X 89mm STUD @ 400mm O.C.
  - 38 X 89 HORIZONTAL BLOCKING @ 610mm O.C.
  - 13mm PLYWOOD SHEATHING
  - FRP (Fiberglass Reinforced Panel)



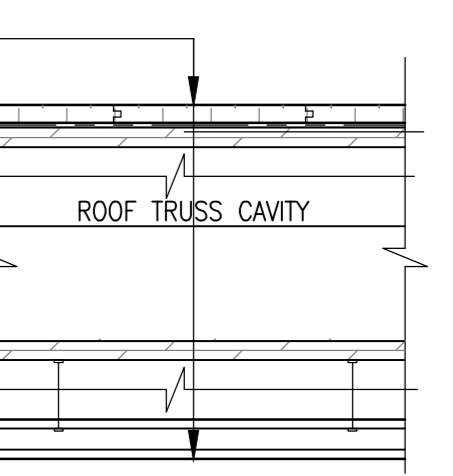
- W2 - TYPICAL WALL ASSEMBLY (EXISTING)**
- VERTICAL WOOD SIDING (19mm X 127mm ROUGH SAWN TREATED PINE)
  - SMIG RIGID INSULATION ON 9.5mm PLYWOOD
  - 38 X 89mm STUD @ 400mm O.C.
  - 38 X 89 HORIZONTAL BLOCKING @ 610mm O.C.
  - R12 BATT INSULATION
  - 4mil POLY VAPOR BARRIER
  - 13mm CONCRETE BACKER BOARD
  - CERAMIC TILE TO CEILING



- P1 - TYPICAL WALL ASSEMBLY (EXISTING)**
- 13mm G15 PLYWOOD
  - 38 X 89mm STUD @ 400mm O.C.
  - 38 X 89 HORIZONTAL BLOCKING @ 610mm O.C.
  - 13mm G15 PLYWOOD



- R1 - TYPICAL ROOF ASSEMBLY (EXISTING)**
- ASPHALT SHINGLES
  - 15# ASPHALT FELT BUILDING PAPER
  - 13mm PLYWOOD SHEATHING
  - 50 X 150mm RAFTERS @ 400mm O.C.
  - SUSPENDED PLYWOOD CEILING
  - SUSPENDED ACOUSTICAL CEILING



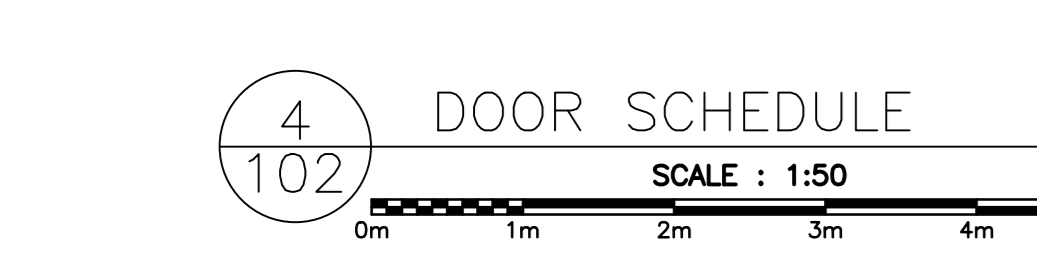
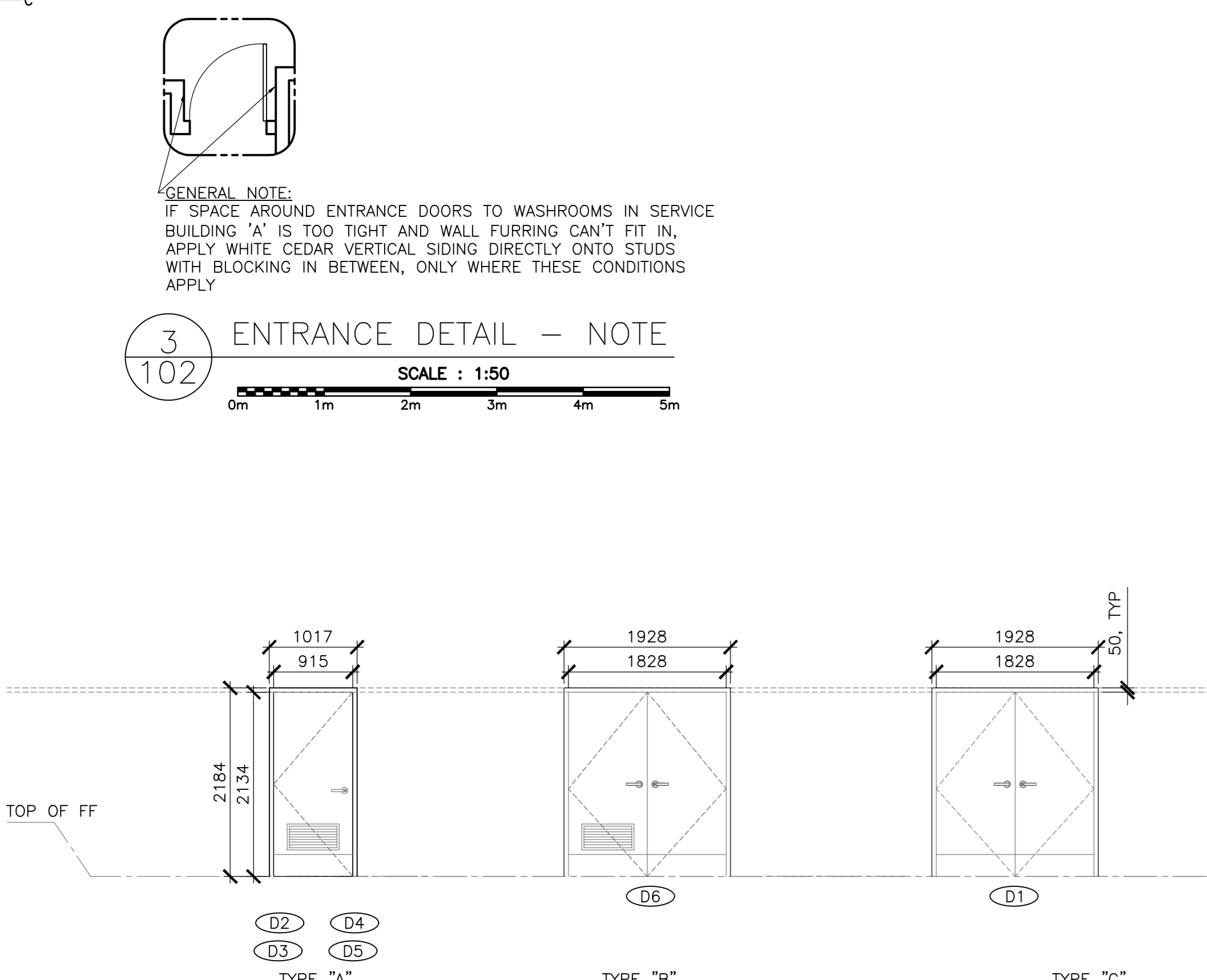
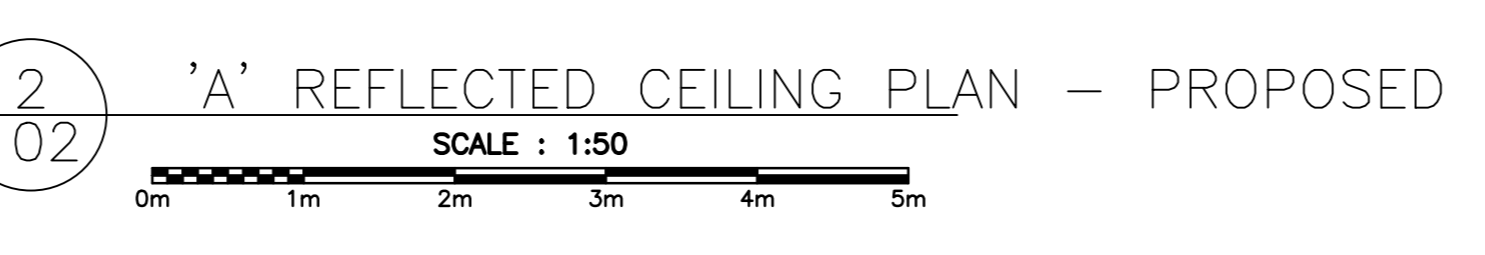
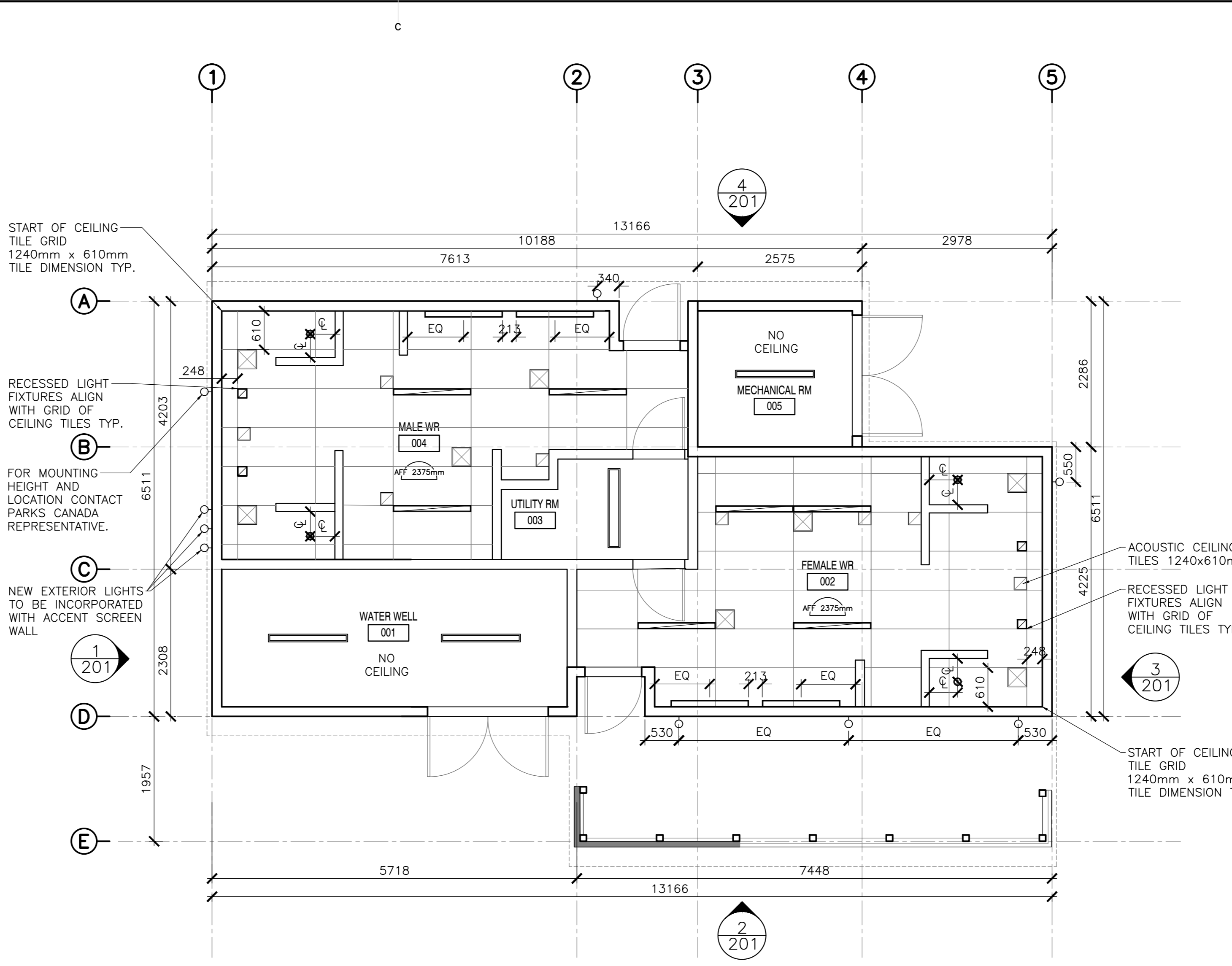
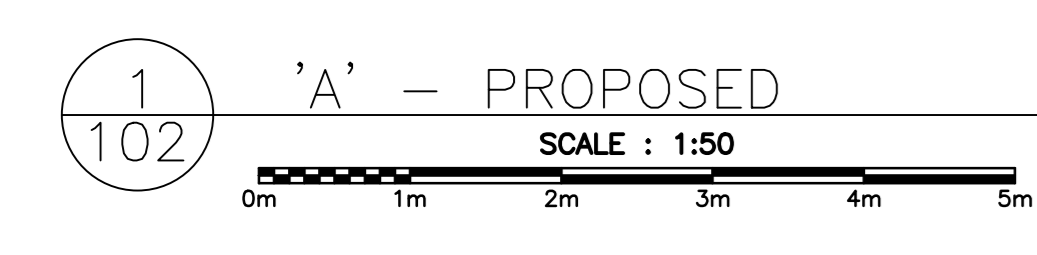
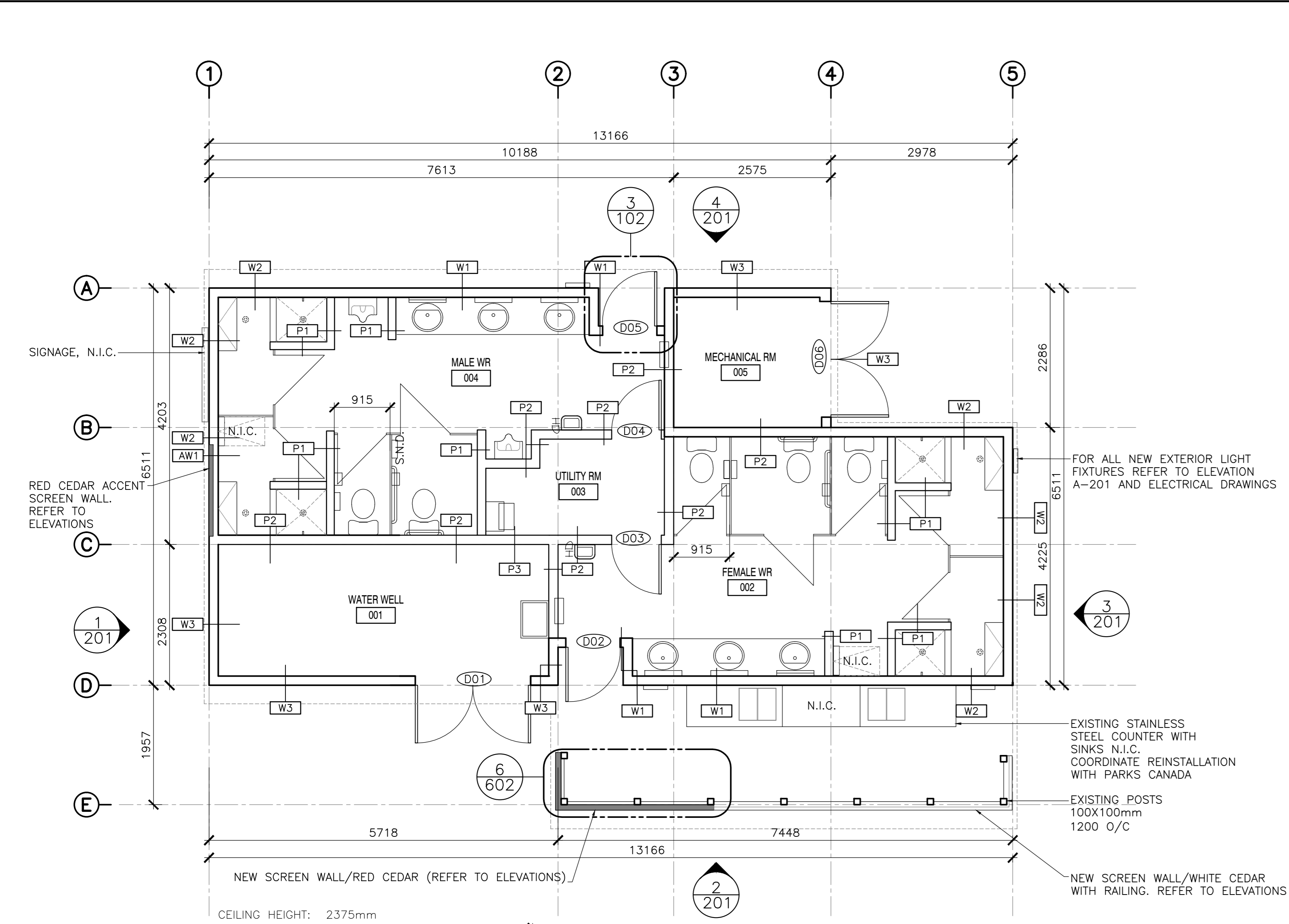
revisors	date
5	01/31
4	12/21
3	11/15
2	09/25
1	08/09

project  
FACILITY REHABILITATION  
KOUCHIBOUQUAC  
NATIONAL PARK  
KOUCHIBOUQUAC  
NEW BRUNSWICK

drawing no. **A-101**

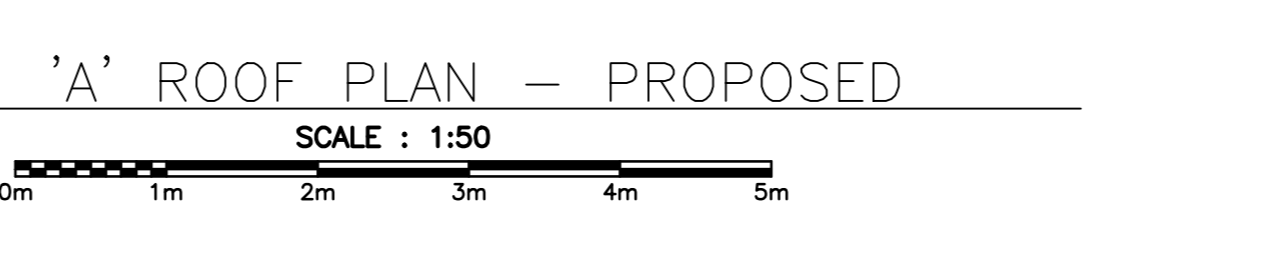
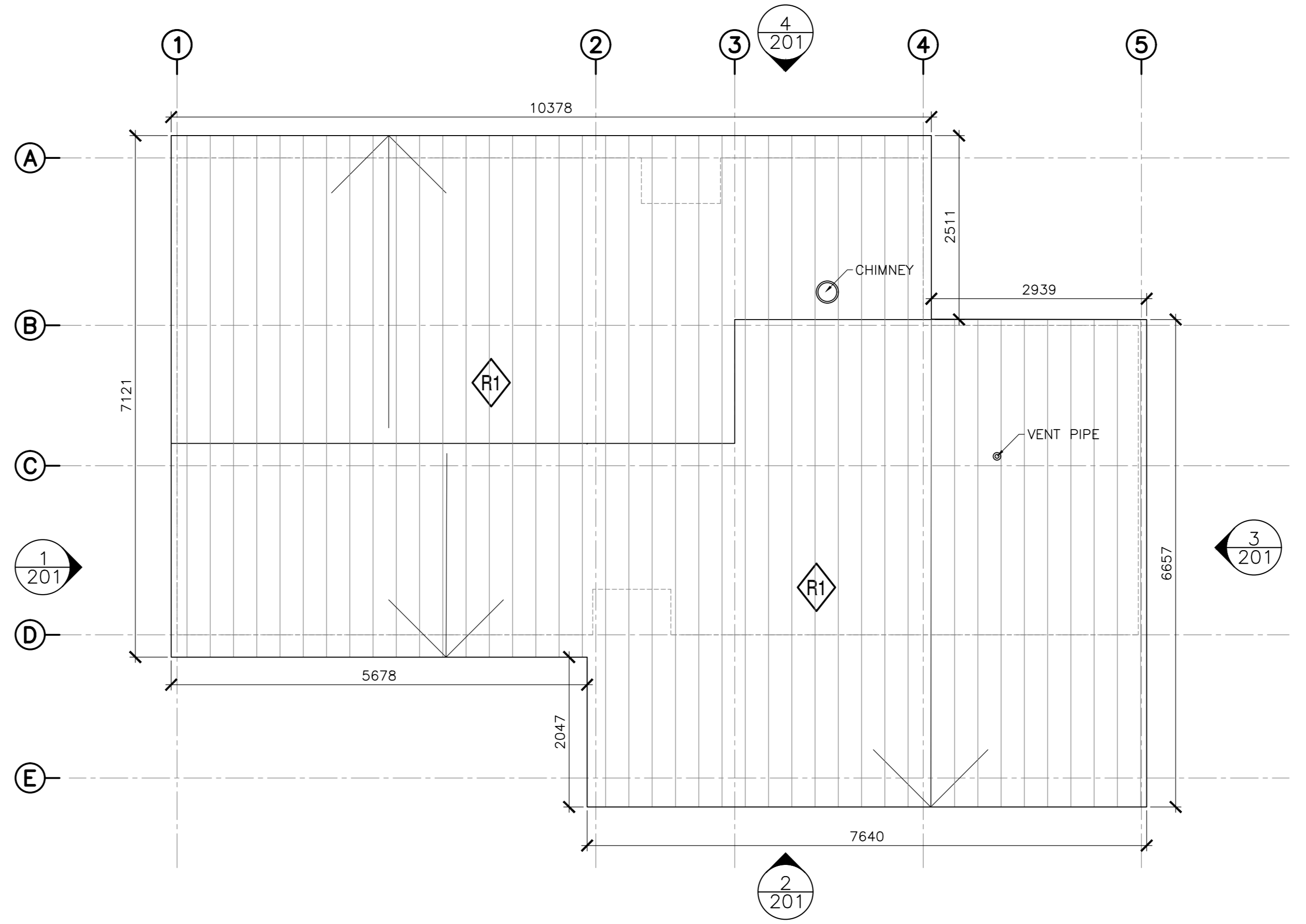
designed	conqu
drawn	dessin
approved	approve
Tender	Submission
FWGSC Project Manager	Administrateur de projets TPSGC
project number	no. du projet
<b>1848-954</b>	
drawing no.	no. du dessin
<b>A-101</b>	





SYMBOL	DOOR WIDTH	DOOR HEIGHT	DESCRIPTION	DOOR TYPE	HARDWARE
D1	1828mm	2134mm	HOLLOW METAL DOOR / PRESSED STEEL FRAME	C	H1
D2	915mm	2134mm	HOLLOW METAL DOOR / PRESSED STEEL FRAME	A	H2
D3	915mm	2134mm	HOLLOW METAL DOOR / PRESSED STEEL FRAME	A	H3
D4	915mm	2134mm	HOLLOW METAL DOOR / PRESSED STEEL FRAME	A	H3
D5	915mm	2134mm	HOLLOW METAL DOOR / PRESSED STEEL FRAME	A	H2
D6	1828mm	2134mm	HOLLOW METAL DOOR / PRESSED STEEL FRAME	B	H1

NOTES:  
 1. ALL BUILDING DIMENSIONS TO BE VERIFIED ON SITE.  
 2. ALL R.O. TO BE CONFIRMED PRIOR TO ORDERING WINDOWS AND DOORS.



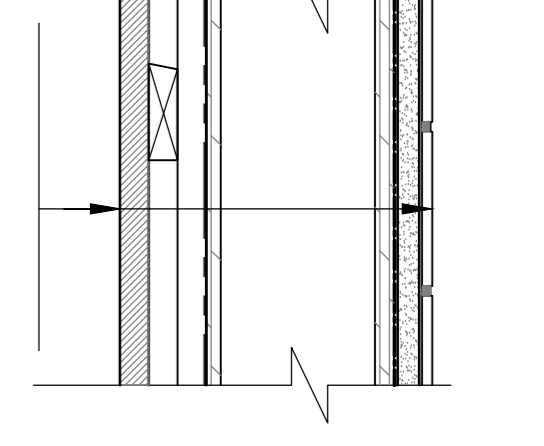
**GENERAL NOTES:**  
 1. ALL DIMENSIONS TO BE VERIFIED BY CONTRACTOR  
 2. ALL ROUGH OPENINGS TO BE CONFIRMED PRIOR TO ORDERING WINDOWS AND DOORS  
 3. ALL CEILING HEIGHT DIMENSIONS ARE FOR GENERAL REFERENCE. CONTRACTOR TO CONFIRM FINISHED CEILING HEIGHTS ON SITE.  
 4. ALL DRAWINGS TO BE REFERENCED FOR SCOPE OF DEMOLITION AND PREPARATION FOR NEW ASSEMBLIES/FINISHES  
 5. WHERE SOFFIT FINISHES ARE TO BE REPLACED, PATCH, REPAIR, AND REPLACE FRAMING AS REQUIRED TO SUPPORT NEW FINISH  
 6. ANY REMOVAL, TEMPORARY RELOCATION AND REINSTALLATION OF THE EXISTING EQUIPMENT, FIXTURES, SIGNAGE, ETC., RELATED TO THE CONSTRUCTION AND FOR THE DURATION OF THE SAME TO BE DONE UNDER DIRECTIONS AND SUPERVISION OF PARKS CANADA REPRESENTATIVE.  
 7. IF REQUIRED, RE-GRADE AROUND BUILDING PERIMETER TO ENSURE POSITIVE DRAINAGE AND MAINTAIN 203mm CLEARANCE FROM EXISTING SIDING TO GRADE, COORDINATE WITH PARKS CANADA.

**SCHEDULE TAG NOTES:**  
 1. WALL TAGS [W1] INDICATE ENTIRETY OF WALL TO BE RE-CLAD UNLESS NOTED OTHERWISE. SEE DRAWING A-301 FOR TYPICAL RE-CLADDING DETAILS.  
 2. PAINT TAG [P1] INDICATES ALL ROOM WALLS AND CEILING TO BE PAINTED UNLESS NOTED OTHERWISE.  
 3. WALL TILE TAG [T1] INDICATES WALLS TO BE TILED. SEE DETAILED PLANS AND INTERIOR ELEVATIONS FOR EXACT PLACEMENT AND HEIGHTS.  
 4. FLOOR FINISH TAG [F1] INDICATES FLOOR FINISH. FOR DETAILS AND ORIENTATION OF FLOOR PATTERN, REFER TO DETAILED PLAN DRAWINGS.

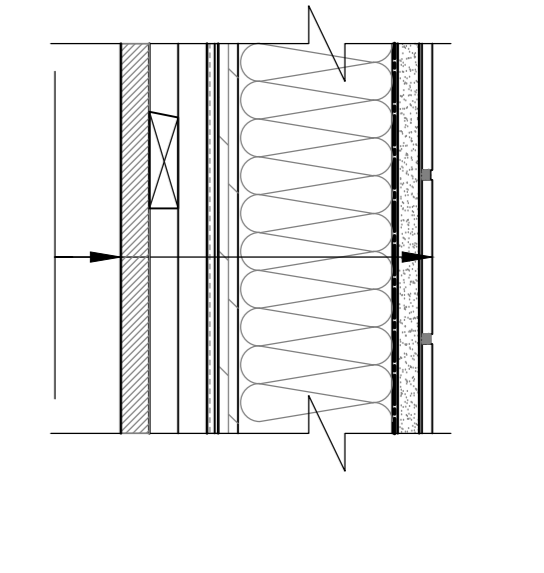
**WALL/ROOF ASSEMBLIES: PROPOSED**

NOTE: FOR NEW SIDING PROFILE SEE DETAIL 14/501

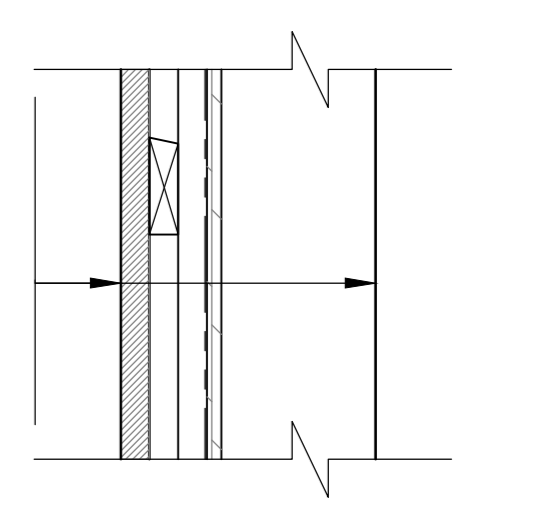
- [W1] TYPICAL WALL ASSEMBLY (PROPOSED)**
- NEW 19mm X 133mm VERTICAL WHITE CEDAR WOOD SIDING
  - NEW 19mm HORIZONTAL FURRING @ 400mm O.C./AIR SPACE
  - NEW 19mm VERTICAL FURRING @ 400mm O.C./AIR SPACE
  - NEW VAPOR PERMEABLE AIR/WEATHER BARRIER
  - EXISTING 13mm EXTERIOR GRADE SHEATHING
  - EXISTING 38x89mm STUD @ 400mm O.C.
  - EXISTING 38x89mm HORIZONTAL BLOCKING @ 610mm O.C.
  - EXISTING 13mm PLYWOOD SHEATHING
  - NEW "SMART" VAPOR RETARDED MEMBRANE
  - NEW MOISTURE RESISTANT GYPSUM BOARD OR TILE BACKER-BOARD DEPENDENT ON INTERIOR FINISH
  - INTERIOR FINISHES VARY



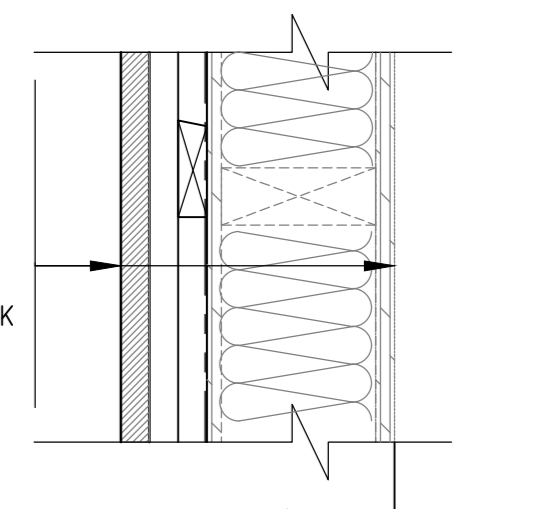
- [W2] TYPICAL WALL ASSEMBLY (PROPOSED)**
- NEW 19mm X 133mm VERTICAL WHITE CEDAR WOOD SIDING
  - NEW 19mm HORIZONTAL FURRING @ 400mm O.C./AIR SPACE
  - NEW 19mm VERTICAL FURRING @ 400mm O.C./AIR SPACE
  - NEW VAPOR PERMEABLE AIR/WEATHER BARRIER
  - 25mm RIGID FOAM INSULATION R-5
  - 13mm EXTERIOR GRADE SHEATHING
  - 38x89mm STUD @ 410mm O.C.
  - 38x89mm HORIZONTAL BLOCKING @ 610mm O.C.
  - SBT INSULATION R-20
  - NEW "SMART" VAPOR RETARDED MEMBRANE
  - NEW MOISTURE RESISTANT GYPSUM BOARD OR TILE BACKER-BOARD DEPENDENT ON INTERIOR FINISH
  - INTERIOR FINISHES VARY



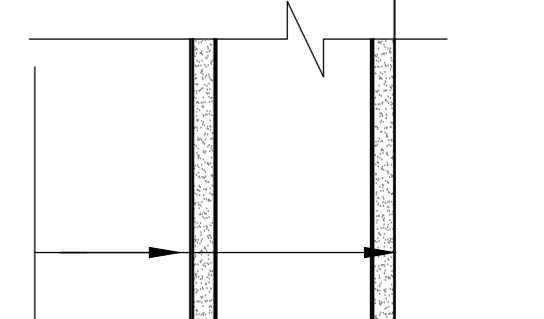
- [W3] TYPICAL WALL ASSEMBLY (PROPOSED)**
- NEW 19mm X 133mm VERTICAL WHITE CEDAR WOOD SIDING
  - NEW 19mm HORIZONTAL FURRING @ 400mm O.C./AIR SPACE
  - NEW 19mm VERTICAL FURRING @ 400mm O.C./AIR SPACE
  - NEW VAPOR PERMEABLE AIR/WEATHER BARRIER
  - EXISTING 13mm EXTERIOR GRADE SHEATHING
  - EXISTING 38x89mm STUD @ 400mm O.C./SIZE VARIES
  - EXISTING 38x89mm HORIZONTAL BLOCKING @ 610mm O.C.



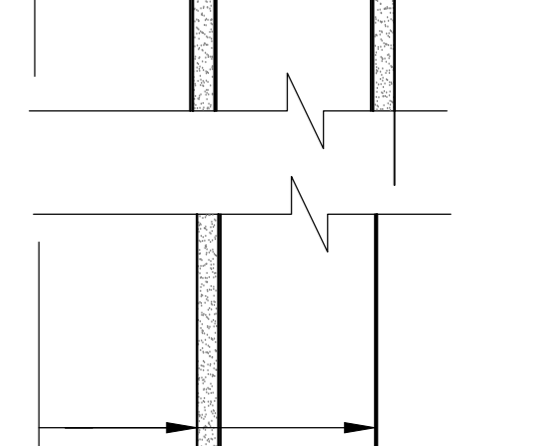
- [AW1] TYPICAL ACCENT WALL - SECTION**
- NEW 38 X 90mm VERTICAL RED CEDAR WOOD SIDING. REFER TO A-602 FOR DETAILS
  - NEW 19mm HORIZONTAL FURRING @ 400mm O.C.
  - PAINTED BLACK / AIR SPACE
  - NEW 19mm VERTICAL FURRING @ 400mm O.C.
  - PAINTED BLACK / AIR SPACE
  - NEW VAPOR PERMEABLE UV PROTECTED WEATHER BARRIER-BLACK
  - EXISTING SHEATHING, INSULATION WHERE APPLICABLE, STUDS, HORIZONTAL BLOCKING
  - FOR INTERIOR WALL APPLICATIONS REFER TO INDIVIDUAL WALL ASSEMBLIES



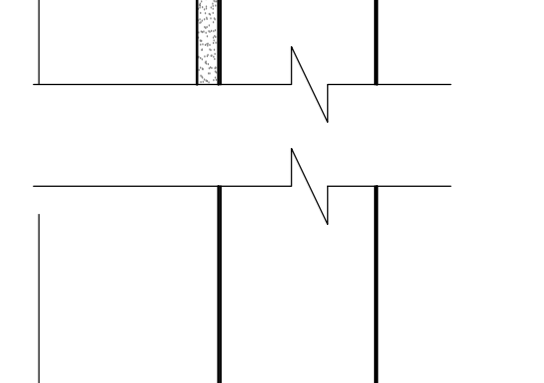
- [P1] TYPICAL WALL ASSEMBLY (PROPOSED)**
- VAPOUR PERMEABLE PAINT
  - NEW MOISTURE RESISTANT GYPSUM BOARD, PAINTED
  - EXISTING 38x89mm STUD @ 400mm O.C.
  - EXISTING 38x89mm HORIZONTAL BLOCKING @ 610mm O.C.
  - NEW MOISTURE RESISTANT GYPSUM BOARD, PAINTED
  - VAPOUR PERMEABLE PAINT



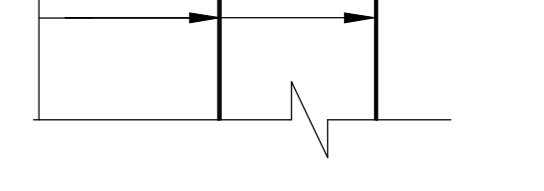
- [P2] TYPICAL WALL ASSEMBLY (PROPOSED)**
- NEW MOISTURE RESISTANT GYPSUM BOARD
  - VAPOUR PERMEABLE PAINT
  - EXISTING 38x89mm STUD @ 400mm O.C.
  - EXISTING 38x89mm HORIZONTAL BLOCKING @ 610mm O.C.
  - EXISTING



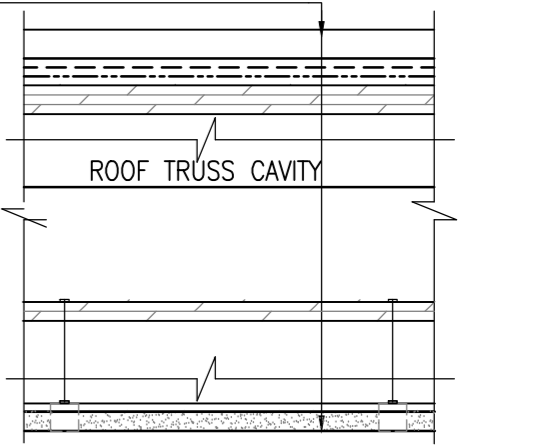
- [P3] TYPICAL WALL ASSEMBLY (EXISTING)**
- EXISTING EXPOSED STUDS
  - EXISTING 38x89mm STUD @ 400mm O.C.
  - EXISTING 38x89mm HORIZONTAL BLOCKING @ 610mm O.C.
  - EXISTING EXPOSED STUDS



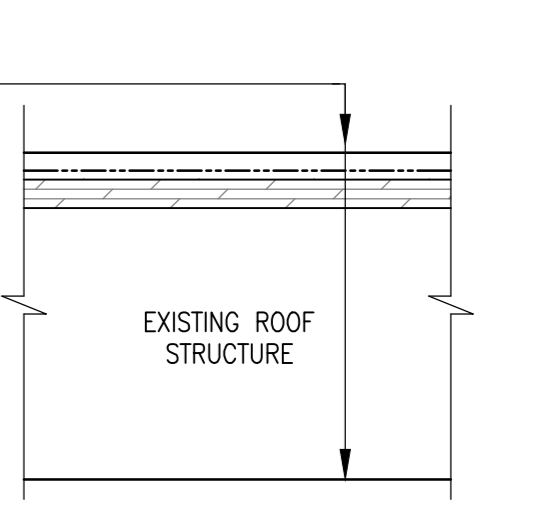
- [R1] TYPICAL ROOF ASSEMBLY (PROPOSED)**
- NEW STANDING SEAM METAL ROOF
  - NEW VENT/DRAINAGE MAT
  - NEW UNDERLAYMENT SBS MEMBRANE
  - EXISTING ROOF SHEATHING
  - EXISTING ROOF TRUSS
  - EXISTING SUSPENDED PLYWOOD CEILING
  - NEW "SMART" VAPOR RETARDED MEMBRANE
  - T-BAR SUSPENSION SYSTEM
  - MINERAL FIBRE ACOUSTICAL CEILING TILE 610 X 1220mm WHERE APPLICABLE



- [R2] TYPICAL ROOF ASSEMBLY (PROPOSED)**
- NEW ASPHALT ROOF SHINGLES (DARK CHARCOAL GREY)
  - NEW WATERPROOFING UNDERLAYMENT
  - (EXISTING) ROOF SHEATHING
  - (EXISTING) ROOF STRUCTURE
  - EXISTING ROOF TRUSS
  - EXISTING SUSPENDED PLYWOOD CEILING
  - T-BAR SUSPENSION SYSTEM
  - MINERAL FIBRE ACOUSTICAL CEILING TILE 610 X 1220mm WHERE APPLICABLE



- [R3] TYPICAL ROOF ASSEMBLY (PROPOSED)**
- EXISTING ROOF STRUCTURE
  - EXISTING ROOF TRUSS
  - EXISTING SUSPENDED PLYWOOD CEILING
  - T-BAR SUSPENSION SYSTEM
  - MINERAL FIBRE ACOUSTICAL CEILING TILE 610 X 1220mm WHERE APPLICABLE



**EKISTICS PLANNING & DESIGN**  
 1 STARR LANE, DARTMOUTH  
 PH: (902)461-2525 FAX: (902)465-3131



ISSUED FOR	REVISIONS	DATE
5 ISSUED FOR TENDER		01/31
4 ISSUED FOR B58		12/21
3 ISSUED FOR B54		11/15
2 ISSUED FOR B53		09/25
1 ISSUED FOR B52		08/09

project  
**FACILITY REHABILITATION  
 KOUCHIBOUQUAC  
 NATIONAL PARK  
 KOUCHIBOUQUAC  
 NEW BRUNSWICK**

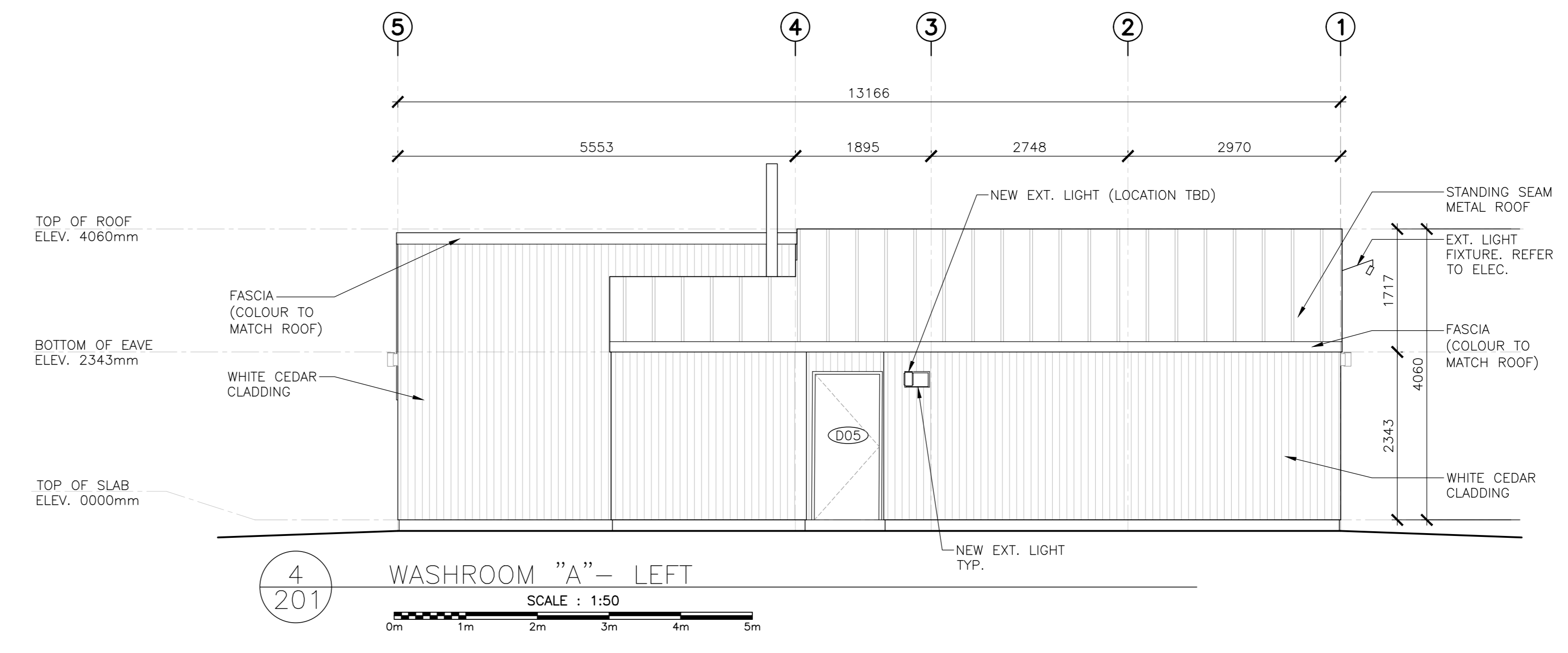
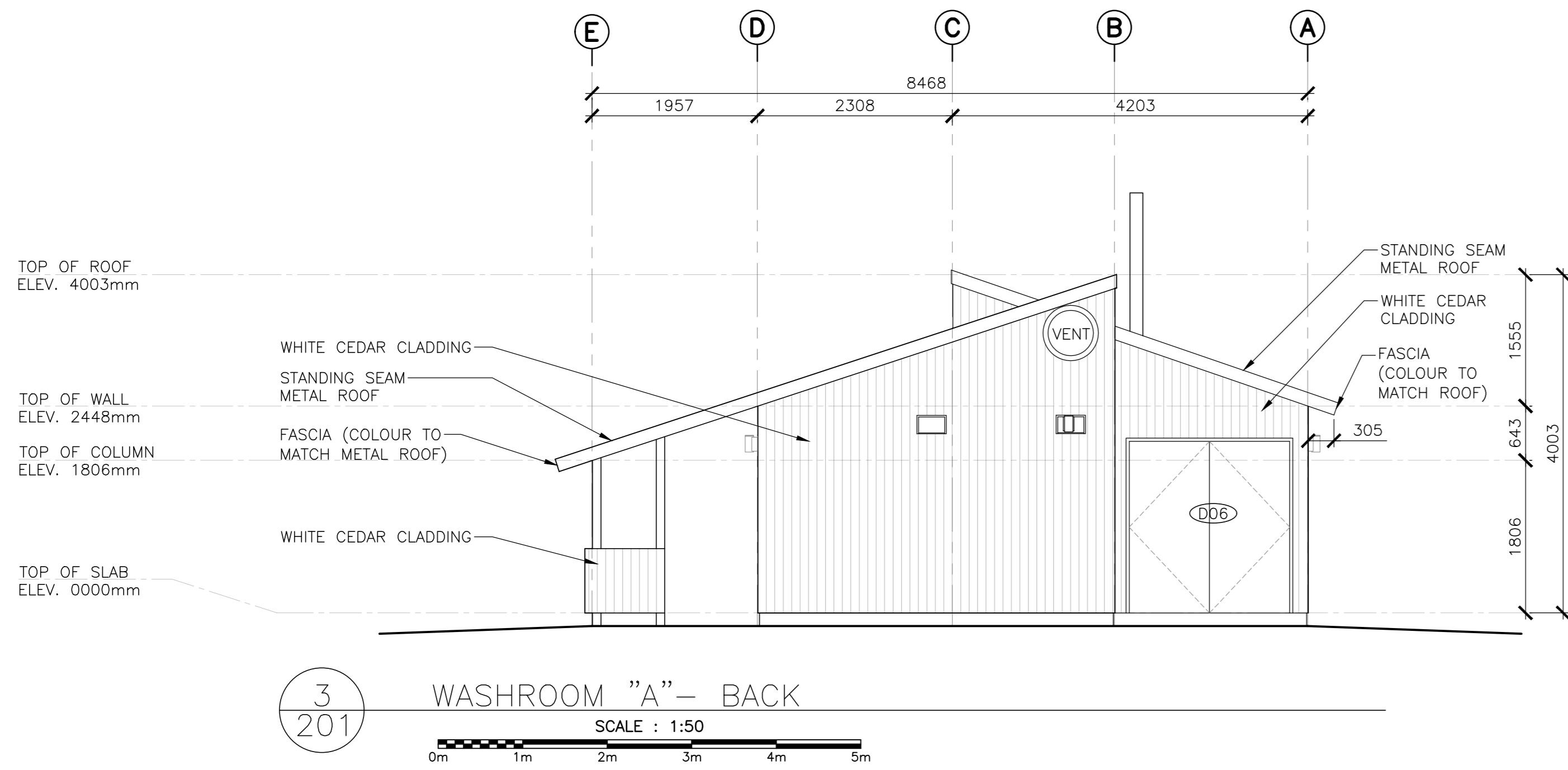
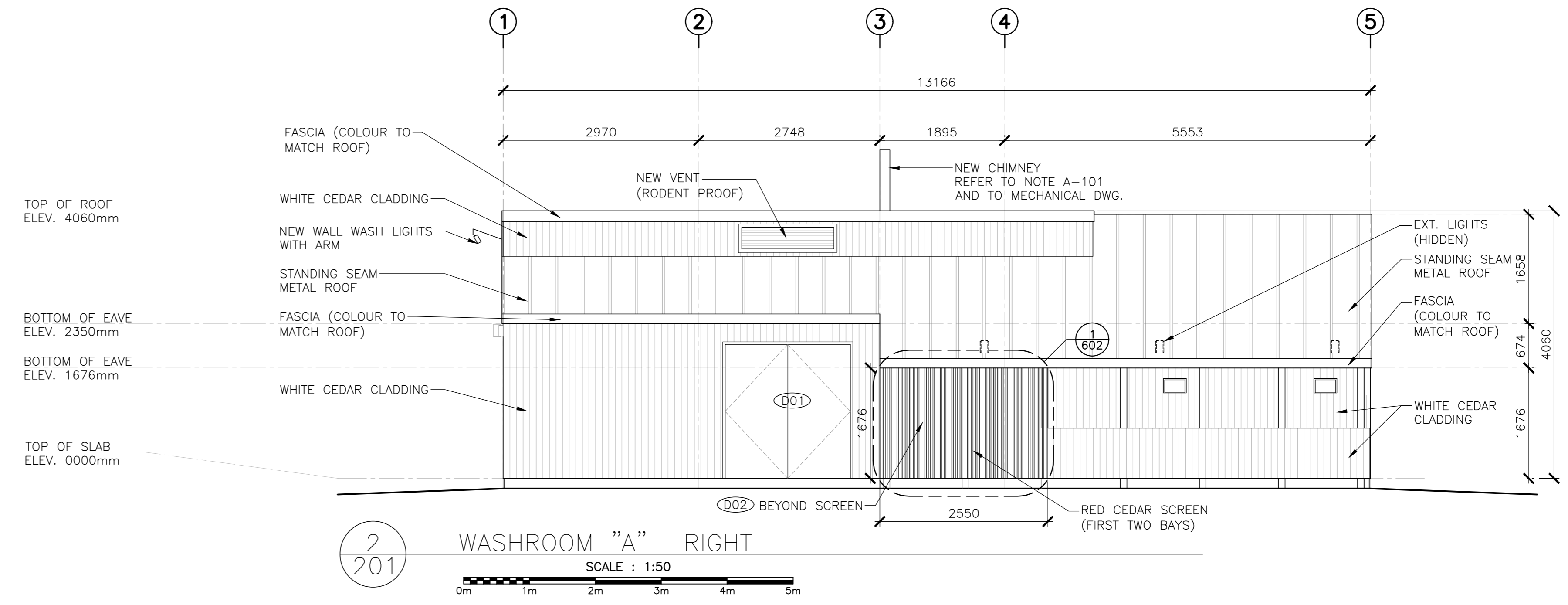
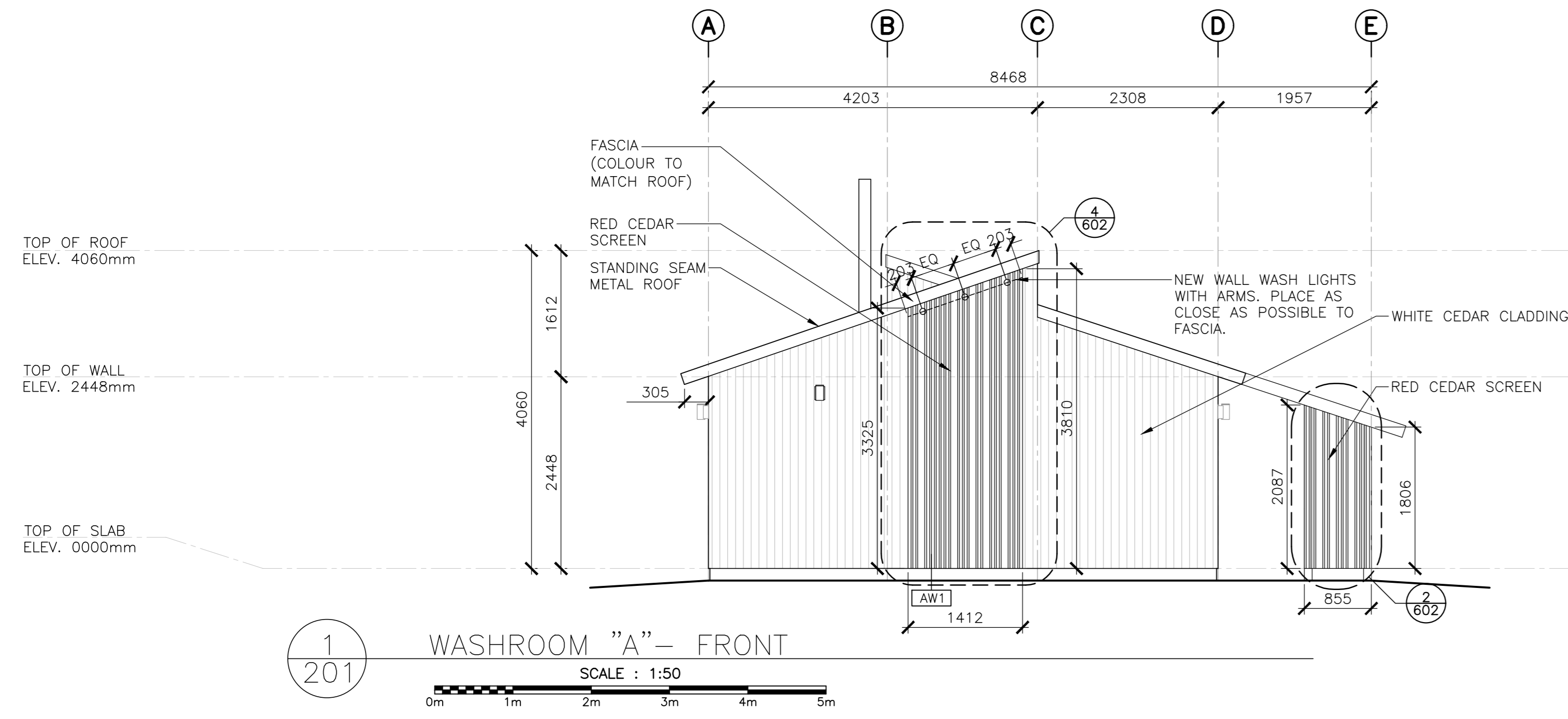
design  
**SERVICE BUILDING 'A'  
 PLANS,  
 SCHEDULE, ASSEMBLIES**

assigned  
 date  
 drawn  
 date  
 approved  
 date  
 Tender  
 PWSGC Project Manager / Administrateur de projets TPSCG  
 project number  
**1848-954**  
 drawing no.  
**A-102**



\*NOTE: REGRADE AROUND BUILDING PERIMETER TO ENSURE POSITIVE DRAINAGE AND MAINTAIN 8" CLEARANCE FROM EXT. SIDING TO GRADE

NOTE: ALL HEIGHT DIMENSIONS ARE FOR GENERAL REFERENCE. CONTRACTOR TO CONFIRM FINISHED CEILING HEIGHTS ON SITE.



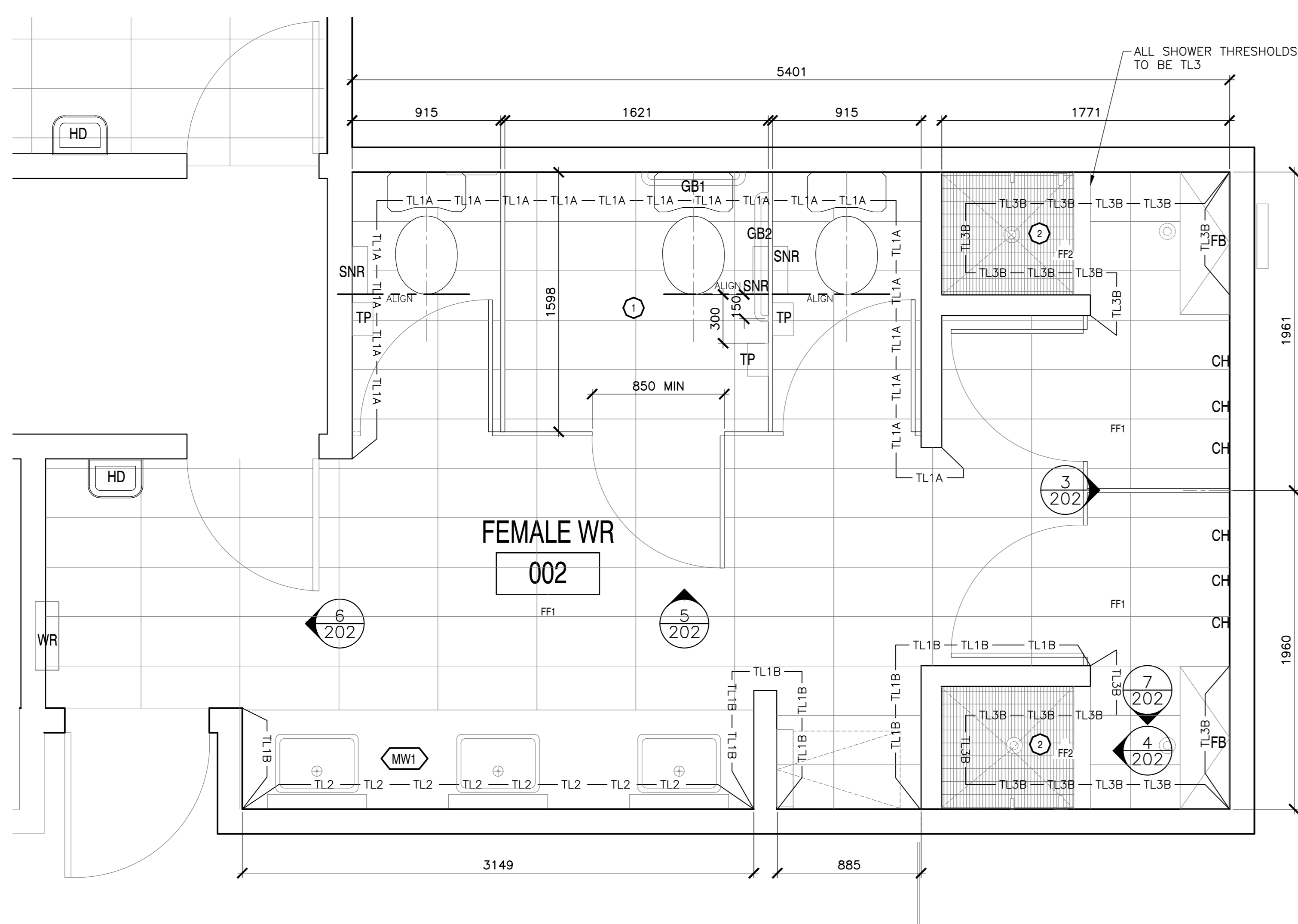
5	ISSUED FOR TENDER	01/31
4	ISSUED FOR BS8	12/21
3	ISSUED FOR BS4	11/15
2	ISSUED FOR BS3	09/25
1	ISSUED FOR BS2	08/09
	revisions	date

project  
FACILITY REHABILITATION  
KOUCHIBOUQUAC  
NATIONAL PARK  
KOUCHIBOUQUAC  
NEW BRUNSWICK

drawing  
SERVICE BUILDING "A"  
BUILDING ELEVATIONS

designed	conçu
date	
drawn	dessiné
date	
approved	approuvé
date	
Tender	Submission
Project Manager	Administrateur de projets
project number	no. du projet
1848-954	
drawing no.	no. du dessin
A-201	





**FIXTURES AND FINISHES GENERAL NOTES**

1. ALL INTERIOR WALL FINISHES TO BE PT1 U.N.O.
2. ALL TOILET AND SHOWER PARTITIONS TO BE HIGH PRESSURE LAMINATE SOLID CORE COLOUR, FLOOR MOUNTED. REFER TO SPECIFICATIONS.
3. ALL BARRIER FREE TOILETS TO BE MOUNTED 460mm FROM WALL TO CENTERLINE OF FIXTURE. ALL OTHER TOILETS TO BE CENTERED ON STALL.
4. ALL TILE TRANSITIONS TO HAVE STAINLESS STEEL STRIP - REFER TO SPECIFICATIONS.
5. NO TILE TO RUN BEHIND MILLWORK. MILLWORK TO BE MOUNTED DIRECTLY TO DRYWALL. PROVIDE BLOCKING AS REQUIRED.
6. ALL PT1 WALLS WITHOUT TILE TO RECEIVE 4" T1 TILE BASE.
7. ALL ACCESSORIES AND FIXTURES TO BE MOUNTED AT BARRIER FREE HEIGHTS U.N.O.
8. REFER TO MECHANICAL DRAWINGS FOR ALL PLUMBING FIXTURES.

**FIXTURES AND FINISHES KEY NOTES**

SYMBOL DESCRIPTION

- 1 THIS TOILET STALL CONTAINS ALL BARRIER FREE FIXTURES. REFER TO SPECIFICATIONS.
- 2 THIS SHOWER STALL CONTAINS ALL BARRIER FREE FIXTURES. REFER TO SPECIFICATIONS.

NOTE: ALL CEILING HEIGHT DIMENSIONS ARE FOR GENERAL REFERENCE. CONTRACTOR TO CONFIRM FINISHED CEILING HEIGHTS ON SITE.

**FLOOR FINISH TILE**

SYMBOL DESCRIPTION

FF1 WALL TILE/FLOOR TILE  
MANUFACTURER: CIOT  
COLLECTION: CONCRETE PROJECT  
COLOUR: 'N'  
SIZE: 30cm X 60cm  
INSTALLATION: HORIZONTAL STACK BOND  
GROUT: FLEXITILE, CHARCOAL \*685 585, 3mm UNSANDED.

FF2 FLOOR TILE  
MANUFACTURER: OLYMPIA  
COLLECTION: UNICOLOUR MOSAIC  
COLOUR: EXTRA WHITE MATTE  
SIZE: 27.7cm X 29.2cm  
INSTALLATION: HORIZONTAL STACK BOND  
GROUT: FLEXITILE, SNOWHITE \*651 551, 3mm UNSANDED

**PAINT FINISH SCHEDULE**

SYMBOL DESCRIPTION

PT1 FIELD PAINT  
MANUFACTURER: BENJAMIN MOORE  
COLOUR: CO-30 OXFORD WHITE  
FINISH: EGGSHELL

**WALL TILE FINISH**

SYMBOL DESCRIPTION

TL1A WALL TILE/FLOOR TILE  
MANUFACTURER: CIOT  
COLLECTION: CONCRETE PROJECT  
COLOUR: 'N'  
SIZE: 30cm X 60cm  
INSTALLATION: HORIZONTAL STACK BOND TO 1220mm A.F.F.  
GROUT: FLEXITILE, CHARCOAL \*685 585, 3mm UNSANDED.

TL1B WALL TILE/FLOOR TILE  
MANUFACTURER: CIOT  
COLLECTION: CONCRETE PROJECT  
COLOUR: 'N'  
SIZE: 30cm X 60cm  
INSTALLATION: HORIZONTAL STACK BOND - FINISHED FLOOR TO CEILING  
GROUT: FLEXITILE, CHARCOAL \*685 585, 3mm UNSANDED.

TL2 WALL TILE  
MANUFACTURER: CERA GRES  
COLLECTION: SENIO LACCATI  
COLOUR: MELO CHIARO  
SIZE: 9.85cm X 30cm  
INSTALLATION: VERTICAL STACK BOND - FINISHED FLOOR TO CEILING  
GROUT: FLEXITILE, IVORY \*682 582, 3mm UNSANDED

TL3A WALL TILE  
MANUFACTURER: OLYMPIA TILE  
COLOUR: EXTRA WHITE  
FINISH: MATTE

TL3B WALL TILE  
MANUFACTURER: OLYMPIA TILE  
COLOUR: EXTRA WHITE  
FINISH: MATTE  
SIZE: 30cm X 60cm  
INSTALLATION: HORIZONTAL STACK BOND FINISH FLOOR TO CEILING  
GROUT: FLEXITILE, SNOWHITE \*651 551, 3mm UNSANDED

**WASHROOM ACCESSORY LEGEND**

SYMBOL DESCRIPTION

M MIRROR - CENTER ON SINK

WR WASTE RECEPTAL / AS SHOWN

SD SOAP DISPENSER - REFER TO SPECIFICATION

TP TOILET PAPER DISPENSER

CH CLOTHS HOOK

GB1 STAINLESS STEEL GRAB BAR 610mm, CENTERED ON TOILET

GB2 STAINLESS STEEL GRAB BAR 915mm

FB FOLDING BENCH

HD HAND DRYER

SNR FEMININE NAPKIN DISPOSAL BIN

SH SHOWER FIXTURE

**MILLWORK SCHEDULE (SEE A-600'S FOR MILLWORK DRAWINGS)**

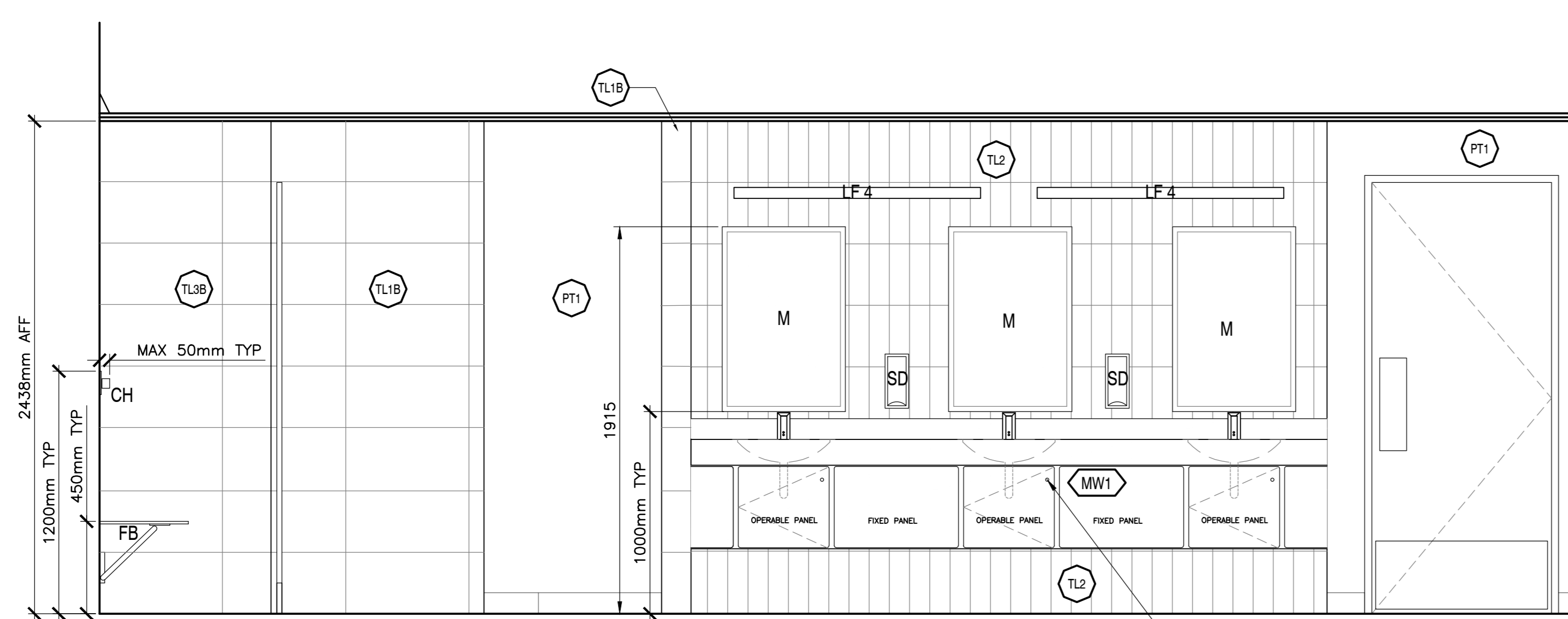
SYMBOL DESCRIPTION

MWH WASHROOM VANITY:

VANITY COUNTERTOP: SOLID COLOUR CORE, DUPONT CORIAN, DEEP TITANIUM

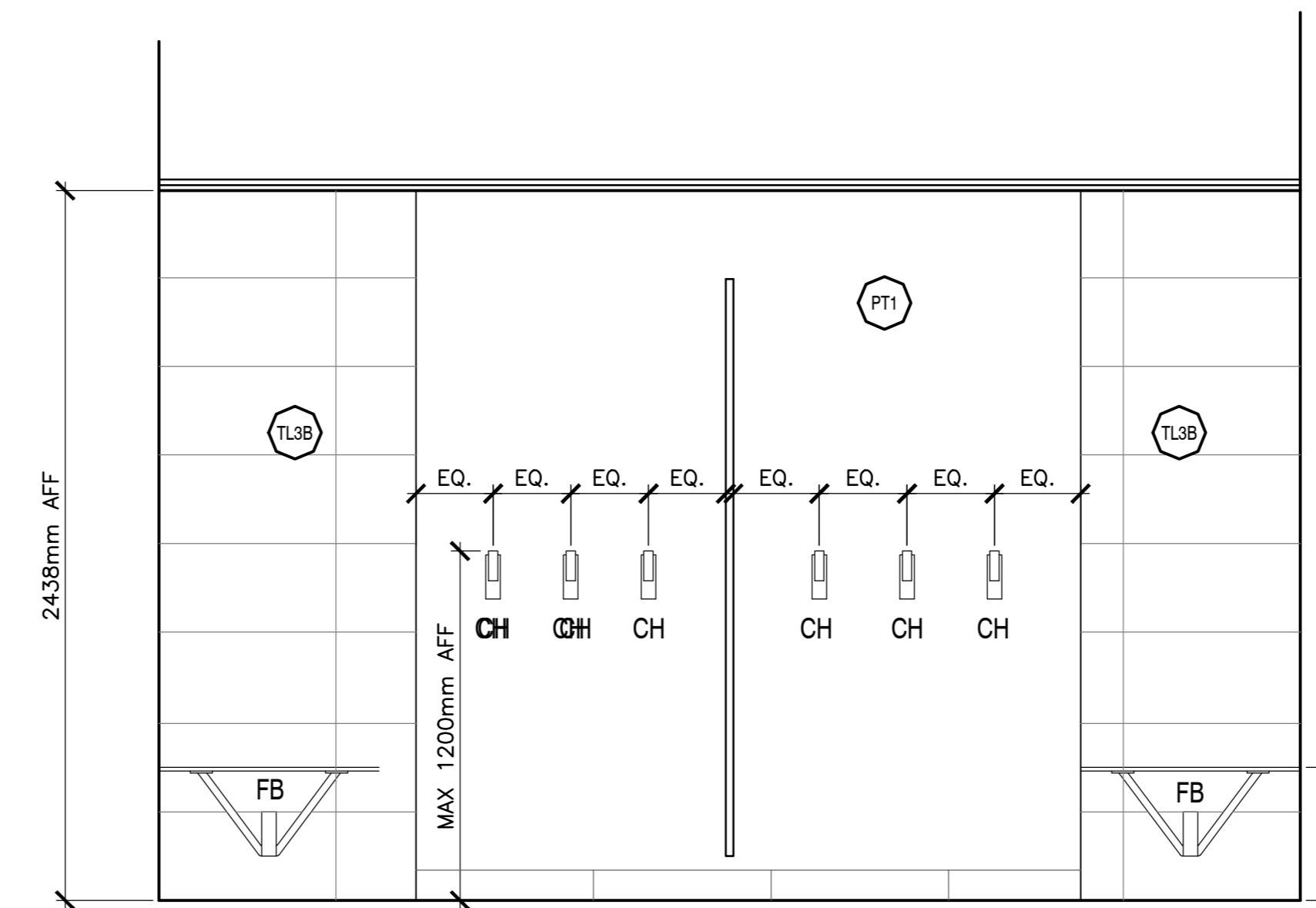
VANITY CABINET: HIGH PRESSURE LAMINATE, WHITE (EXACT FINISH TBD)

1 202 BUILDING 'A' FEMALE WASHROOM - FLOOR PLAN  
SCALE: 1:20

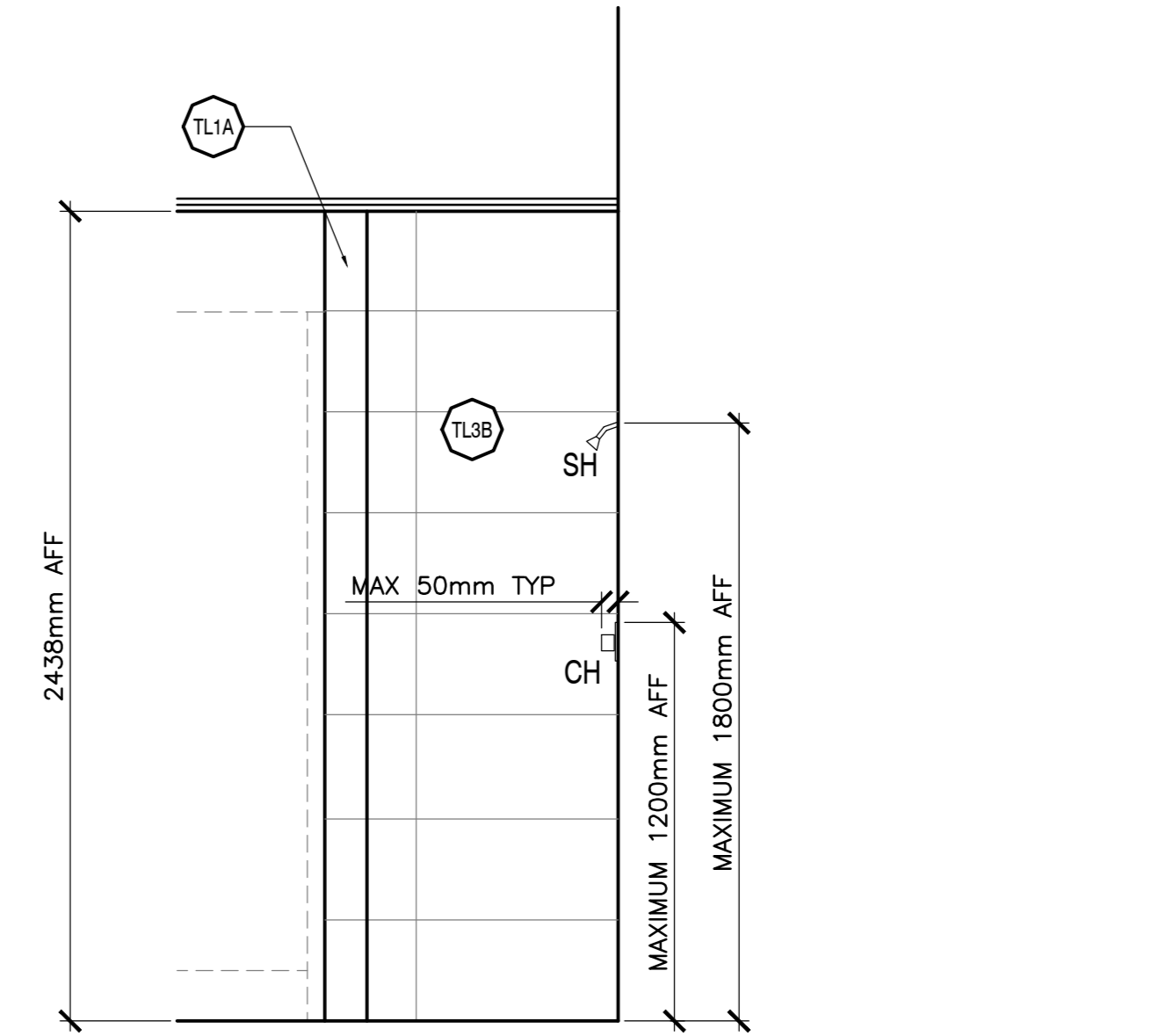


2 202 FEMALE WASHROOM - ELEVATION  
SCALE: 1:20

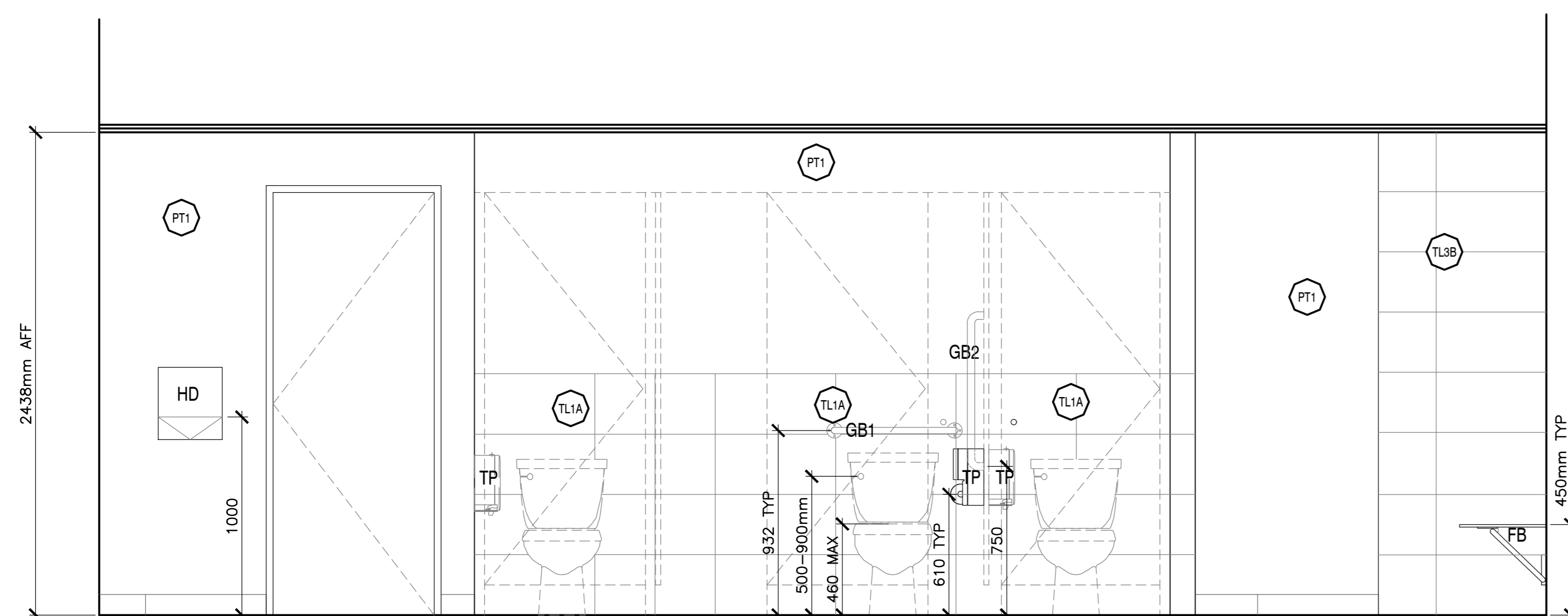
LOCKS TO BE INCLUDED, COORDINATE WITH PARKS CANADA



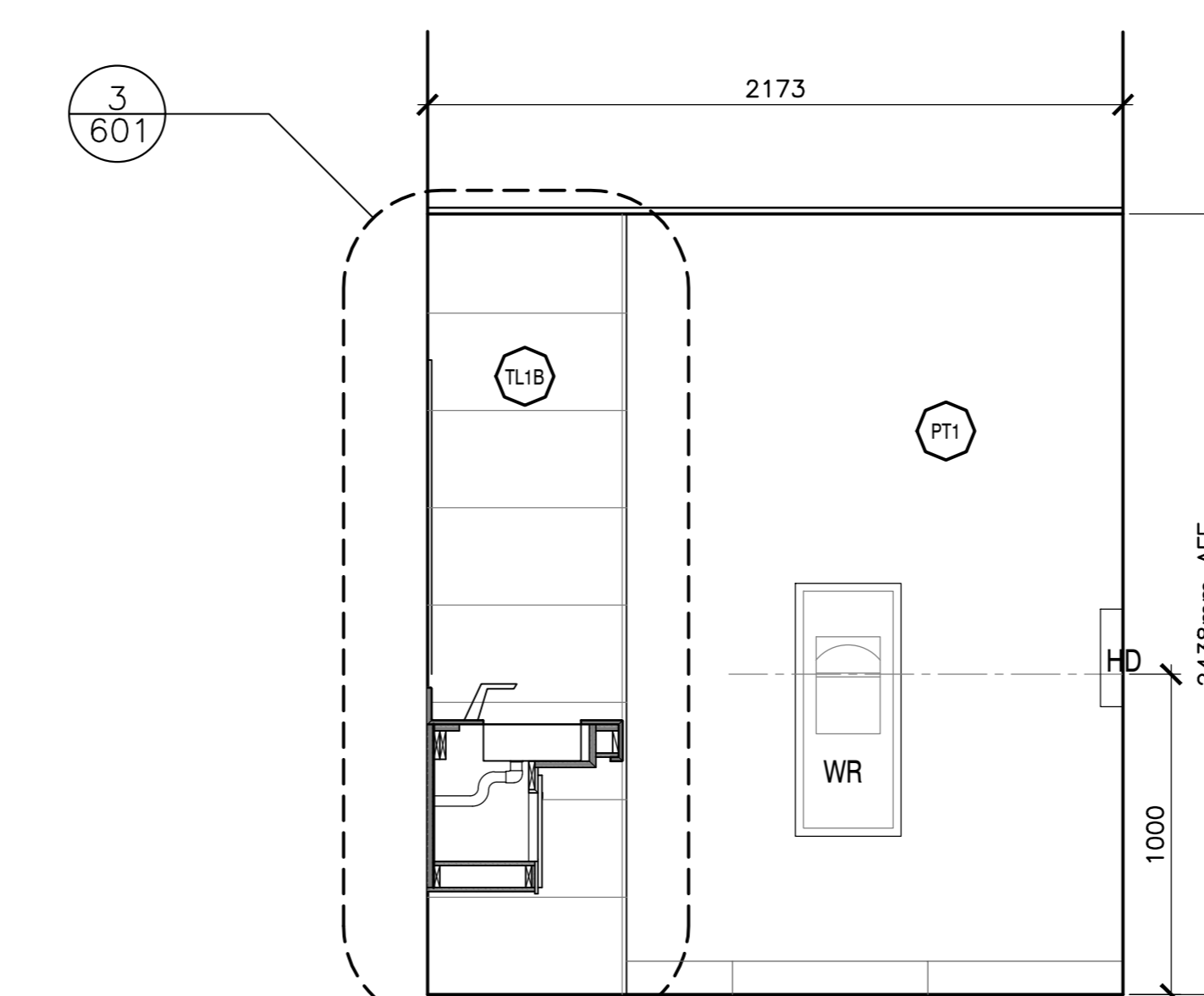
3 202 FEMALE WASHROOM - ELEVATION  
SCALE: 1:20



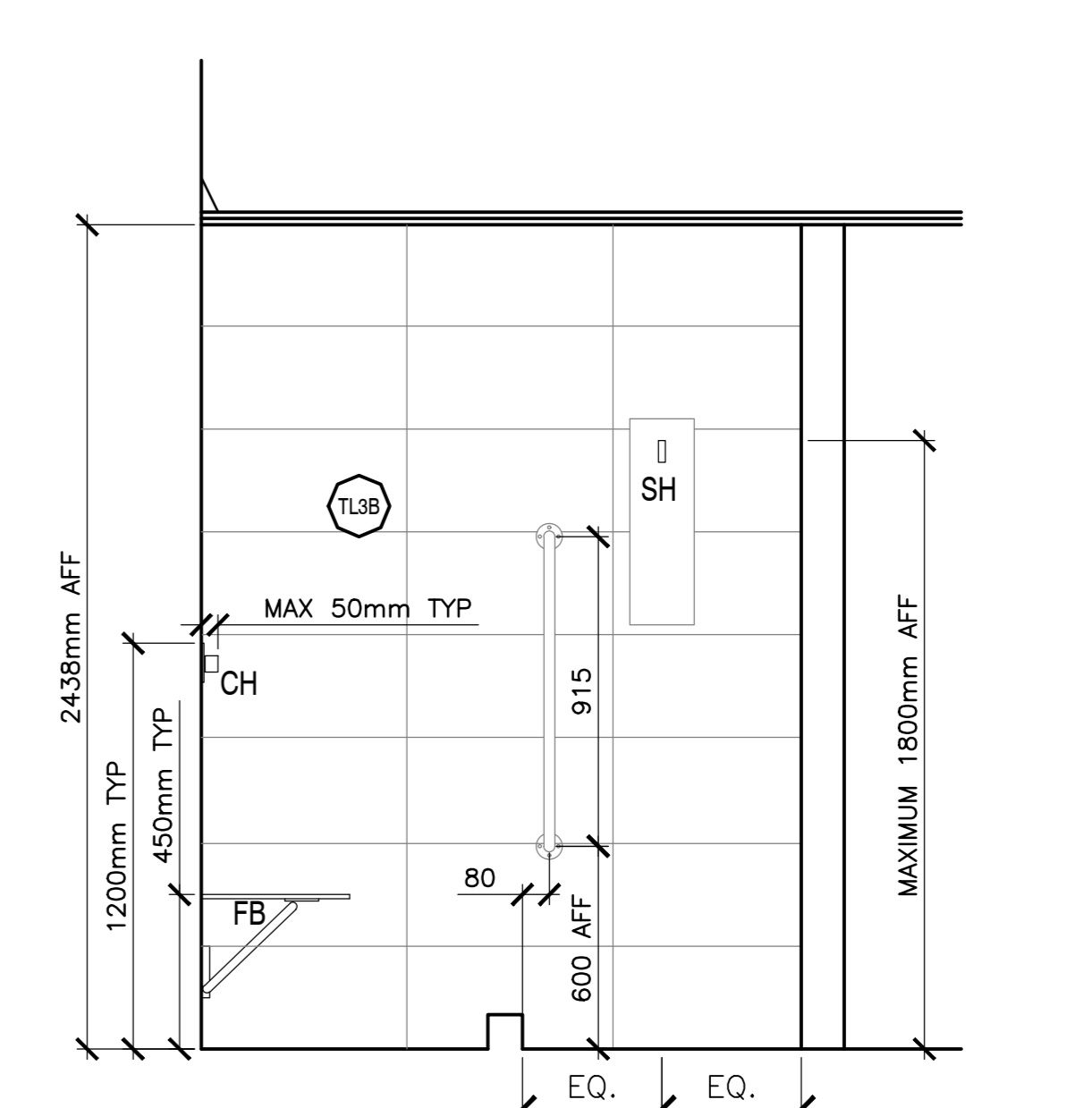
4 202 SHOWER STALL TYP  
SCALE: 1:20



5 202 FEMALE WASHROOM - ELEVATION  
SCALE: 1:20



6 202 FEMALE WASHROOM - SECTION / ELEVATION  
SCALE: 1:20



7 202 FEMALE WASHROOM - SHOWER ELEVATION  
SCALE: 1:20



**EKISTICS PLANNING & DESIGN**  
1 STARR LANE, DARTMOUTH  
PH: (902)461-2525 FAX: (902)465-3131



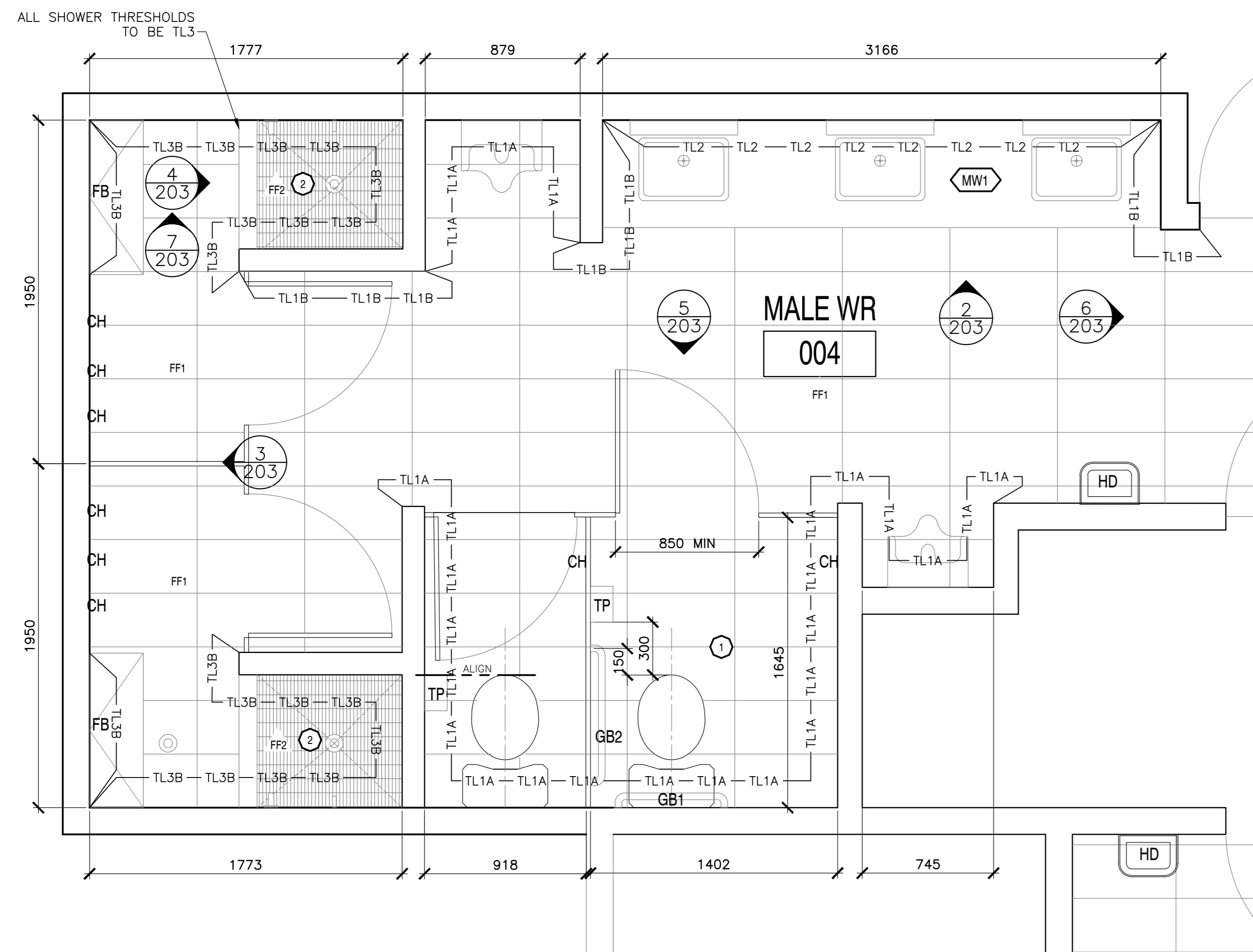
5	ISSUED FOR TENDER	01/31
4	ISSUED FOR BS8	12/21
3	ISSUED FOR BS4	11/15
2	ISSUED FOR BS3	09/25
1	ISSUED FOR BS2	08/09

revisors date  
project FACILITY REHABILITATION  
KOUCHIBOUQUAC  
NATIONAL PARK  
KOUCHIBOUQUAC  
NEW BRUNSWICK

designer  
SERVICE BUILDING 'A'  
FEMALE WASHROOM

assigned conqr  
date  
drawn dessnd  
date  
approved approuv  
date  
Tender Soumission  
PWGSC Project Manager Administrateur de projets TPSC  
project number no. du projet  
1848-954  
drawing no. no. du dessin  
A-202





1 BUILDING 'A' MALE WASHROOM - FLOOR PLAN  
SCALE: 1:20

**FIXTURES AND FINISHES GENERAL NOTES**

- ALL INTERIOR WALL FINISHES TO BE PT1 U.N.O.
- ALL TOILET AND SHOWER PARTITIONS TO BE HIGH PRESSURE LAMINATE SOLID CORE COLOUR, FLOOR MOUNTED. REFER TO SPECIFICATIONS.
- ALL BARRIER FREE TOILETS TO BE MOUNTED 460mm FROM WALL TO CENTERLINE OF FIXTURE. ALL OTHER TOILETS TO BE CENTERED ON STALL.
- ALL TILE TRANSITIONS TO HAVE STAINLESS STEEL STRIP - REFER TO SPECIFICATIONS.
- NO TILE TO RUN BEHIND MILLWORK. MILLWORK TO BE MOUNTED DIRECTLY TO DRYWALL. PROVIDE BLOCKING AS REQUIRED.
- ALL PT1 WALLS WITHOUT TILE TO RECEIVE 4" TL1 TILE BASE.
- ALL ACCESSORIES AND FIXTURES TO BE MOUNTED AT BARRIER FREE HEIGHTS U.N.O.
- REFER TO MECHANICAL DRAWINGS FOR ALL PLUMBING FIXTURES.

**FIXTURES AND FINISHES KEY NOTES**

**SYMBOL DESCRIPTION**

- THIS TOILET STALL CONTAINS ALL BARRIER FREE FIXTURES. REFER TO SPECIFICATIONS.
- THIS SHOWER STALL CONTAINS ALL BARRIER FREE FIXTURES. REFER TO SPECIFICATIONS.

**FLOOR FINISH TILE**

SYMBOL	DESCRIPTION
FF1	WALL TILE/FLOOR TILE MANUFACTURER: CIOT COLLECTION: CONCRETE PROJECT COLOUR: 'N' SIZE: 30cm X 60cm INSTALLATION: HORIZONTAL STACK BOND GROUT: FLEXITILE, CHARCOAL *685 585, 3mm UNSANDED.
FF2	FLOOR TILE MANUFACTURER: OLYMPIA COLLECTION: UNICOLOUR MOSAIC COLOUR: EXTRA WHITE MATTE SIZE: 27.7cm X 29.2cm INSTALLATION: HORIZONTAL STACK BOND GROUT: FLEXITILE, SNOWWHITE *651 551, 3mm UNSANDED.
PT	FIELD PAINT MANUFACTURER: BENJAMIN MOORE COLOUR: CC-30 OXFORD WHITE FINISH: EGGSHELL

**WALL TILE FINISH**

SYMBOL	DESCRIPTION
TL1A	WALL TILE/FLOOR TILE MANUFACTURER: CIOT COLLECTION: CONCRETE PROJECT COLOUR: 'N' SIZE: 30cm X 60cm INSTALLATION: HORIZONTAL STACK BOND TO 1220mm A.F.F. GROUT: FLEXITILE, CHARCOAL *685 585, 3mm UNSANDED.
TL1B	WALL TILE/FLOOR TILE MANUFACTURER: CIOT COLLECTION: CONCRETE PROJECT COLOUR: 'N' SIZE: 30cm X 60cm INSTALLATION: HORIZONTAL STACK BOND - FINISHED FLOOR TO CEILING GROUT: FLEXITILE, CHARCOAL *685 585, 3mm UNSANDED.
TL2	WALL TILE MANUFACTURER: CERA GRES COLLECTION: SENO LACCATI COLOUR: MELA CHIARO FINISH: MATTE INSTALLATION: VERTICAL STACK BOND - FINISHED FLOOR TO CEILING GROUT: FLEXITILE, IVORY *682 582, 3mm UNSANDED.
TL3A	WALL TILE MANUFACTURER: OLYMPIA TILE COLOUR: EXTRA WHITE FINISH: MATTE SIZE: 30cm X 60cm INSTALLATION: HORIZONTAL STACK BOND TO 1220mm GROUT: FLEXITILE, SNOWWHITE *651 551, 3mm UNSANDED.
TL3B	WALL TILE MANUFACTURER: OLYMPIA TILE COLOUR: EXTRA WHITE FINISH: MATTE SIZE: 30cm X 60cm INSTALLATION: HORIZONTAL STACK BOND FINISH FLOOR TO CEILING GROUT: FLEXITILE, SNOWWHITE *651 551, 3mm UNSANDED.

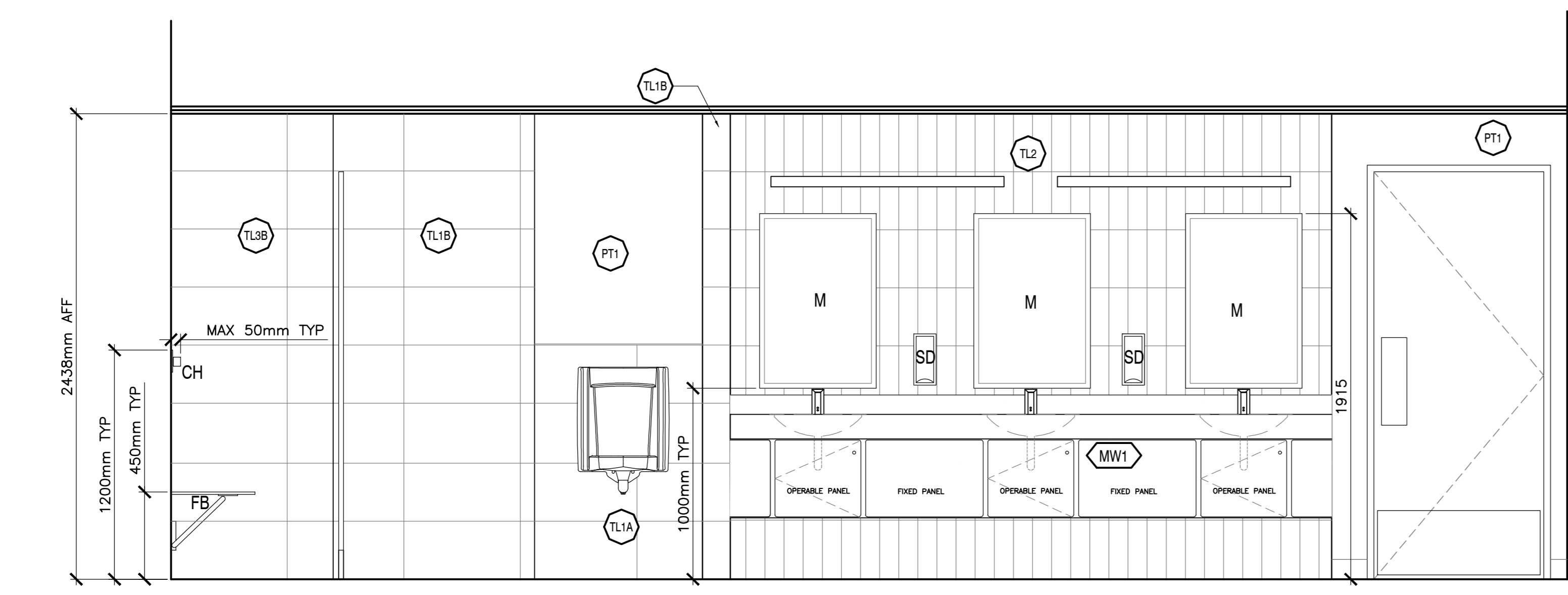
**WASHROOM ACCESSORY LEGEND**

SYMBOL	DESCRIPTION
M	MIRROR - CENTER ON SINK
WR	WASTE RECEPTAL / AS SHOWN
SD	SOAP DISPENSER - REFER TO SPECIFICATION
TP	TOILET PAPER DISPENSER
CH	CLOTHS HOOK
GB1	STAINLESS STEEL GRAB BAR 610mm, CENTERED ON TOILET
GB2	STAINLESS STEEL GRAB BAR 915mm
FB	FOLDING BENCH
HD	HAND DRYER
SNR	FEMININE NAPKIN DISPOSAL BIN
SH	SHOWER FIXTURE

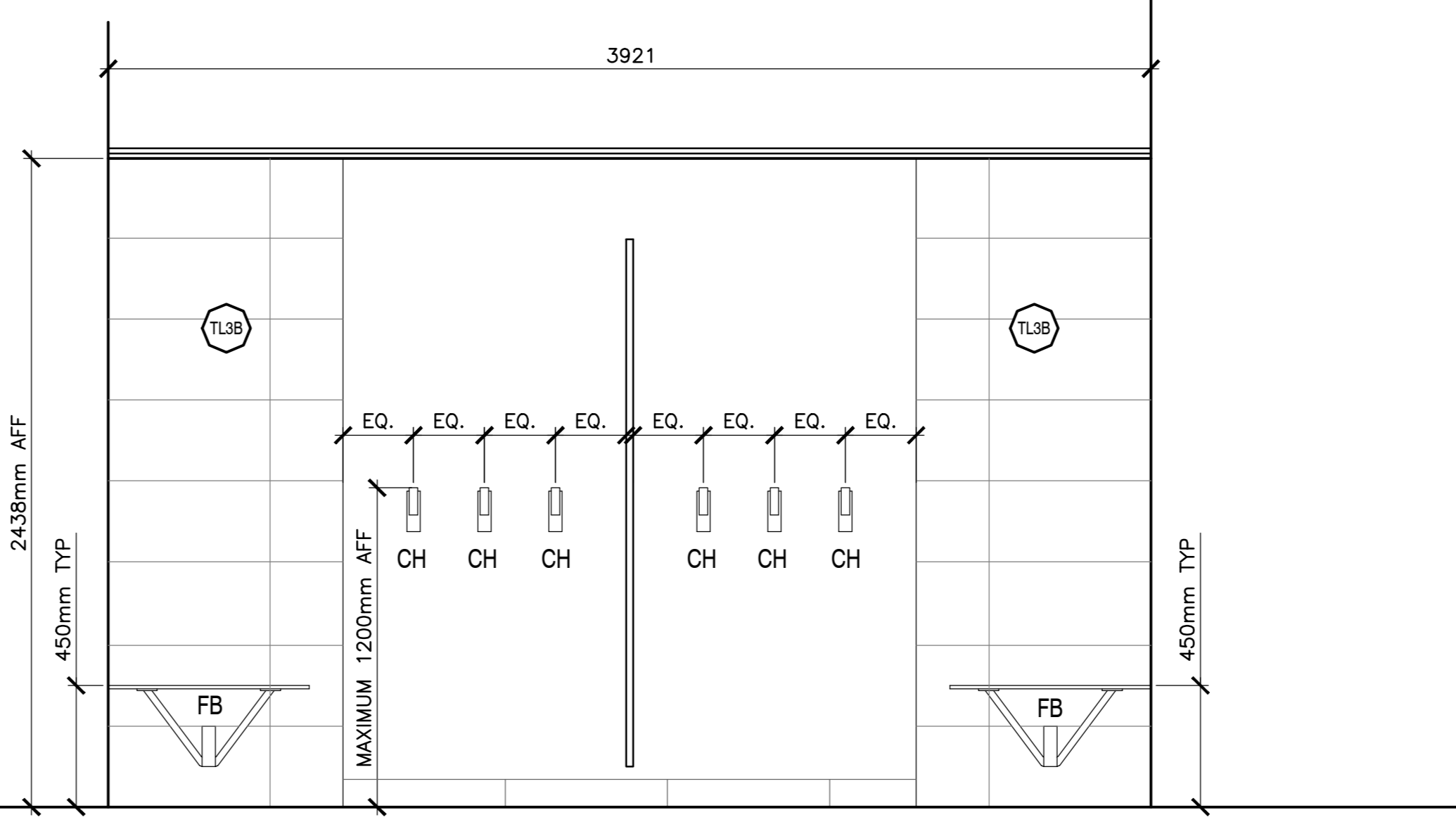
**MILLWORK SCHEDULE (SEE A-600'S FOR MILLWORK DRAWINGS)**

SYMBOL	DESCRIPTION
MW1	WASHROOM VANITY: VANITY COUNTERTOP: SOLID COLOUR CORE, DUPONT CORIAN, DEEP TITANIUM VANITY CABINET: HIGH PRESSURE LAMINATE, WHITE (EXACT FINISH TBD)

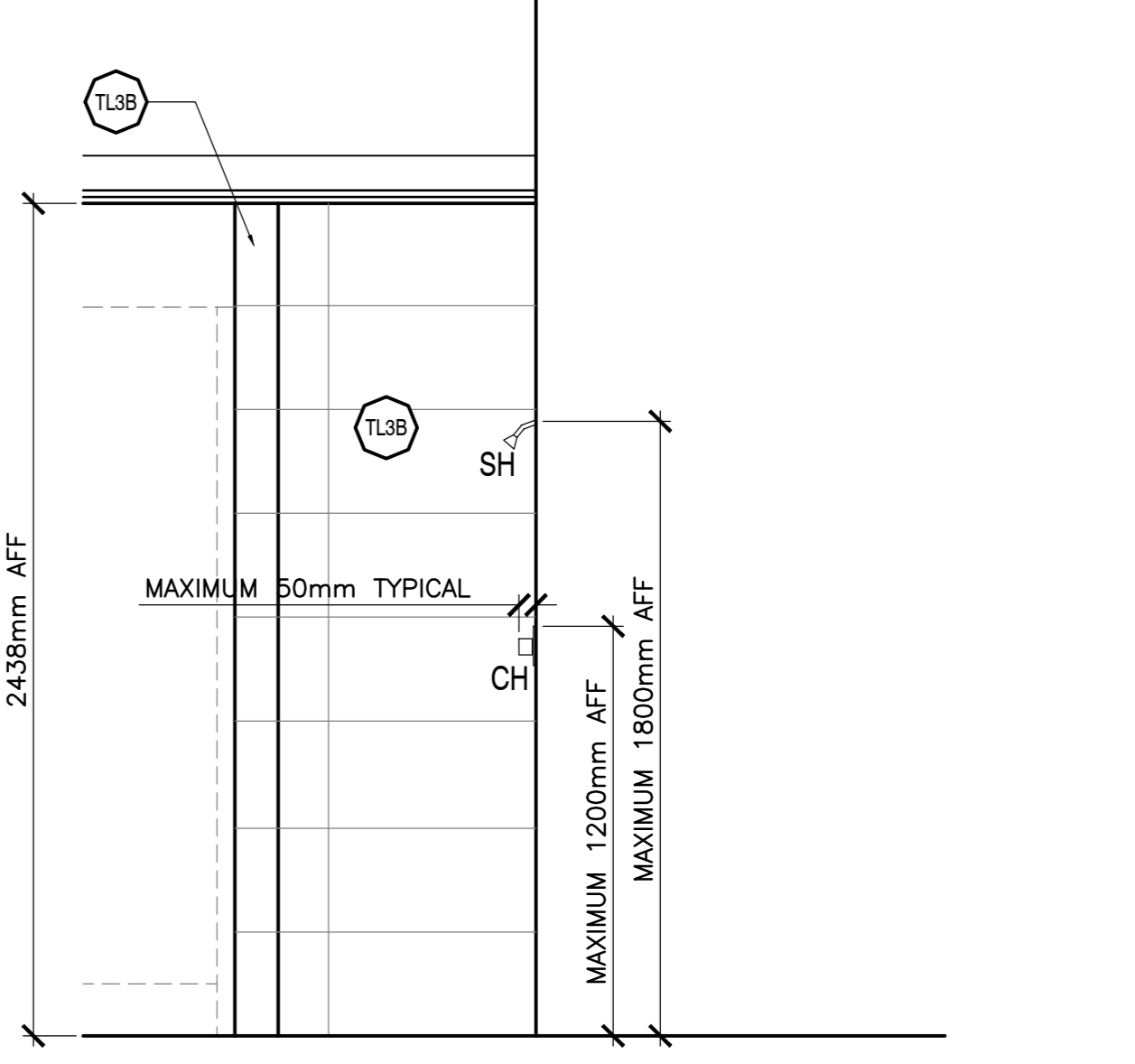
NOTE: ALL CEILING HEIGHT DIMENSIONS ARE FOR GENERAL REFERENCE. CONTRACTOR TO CONFIRM FINISHED CEILING HEIGHTS ON SITE.



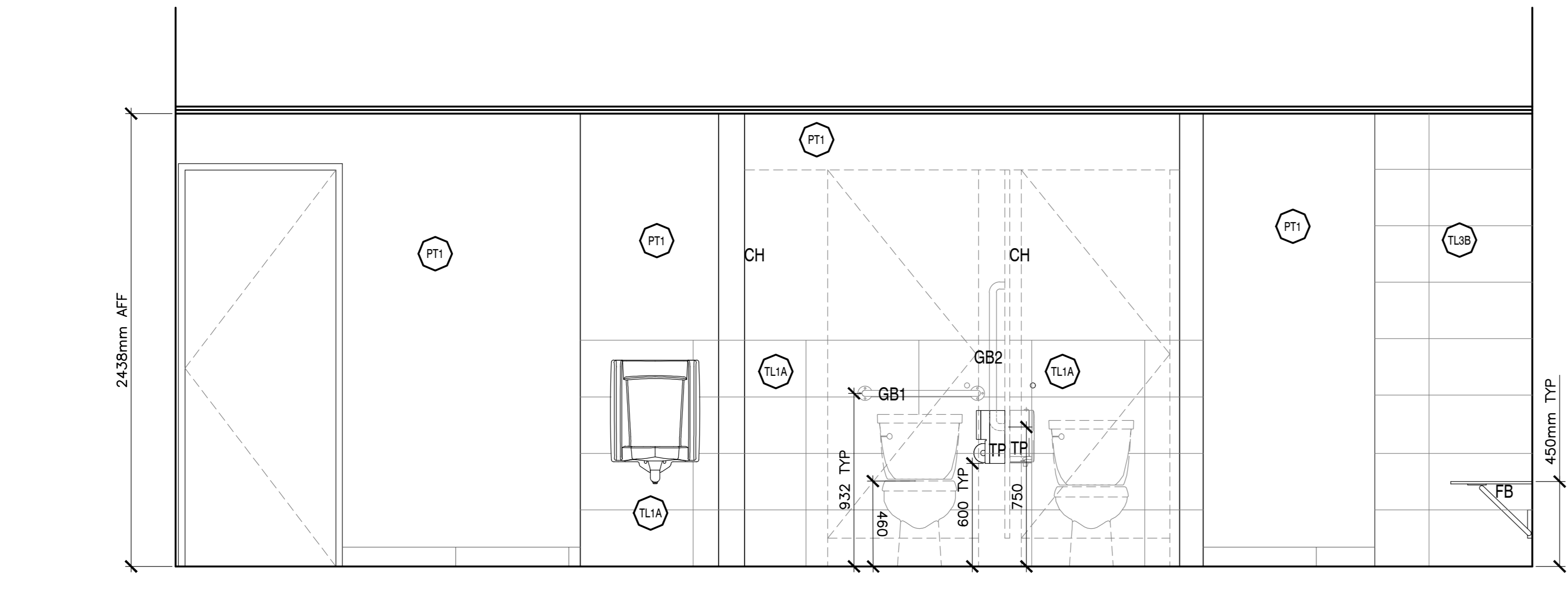
2 MALE WASHROOM - ELEVATION  
SCALE: 1:20



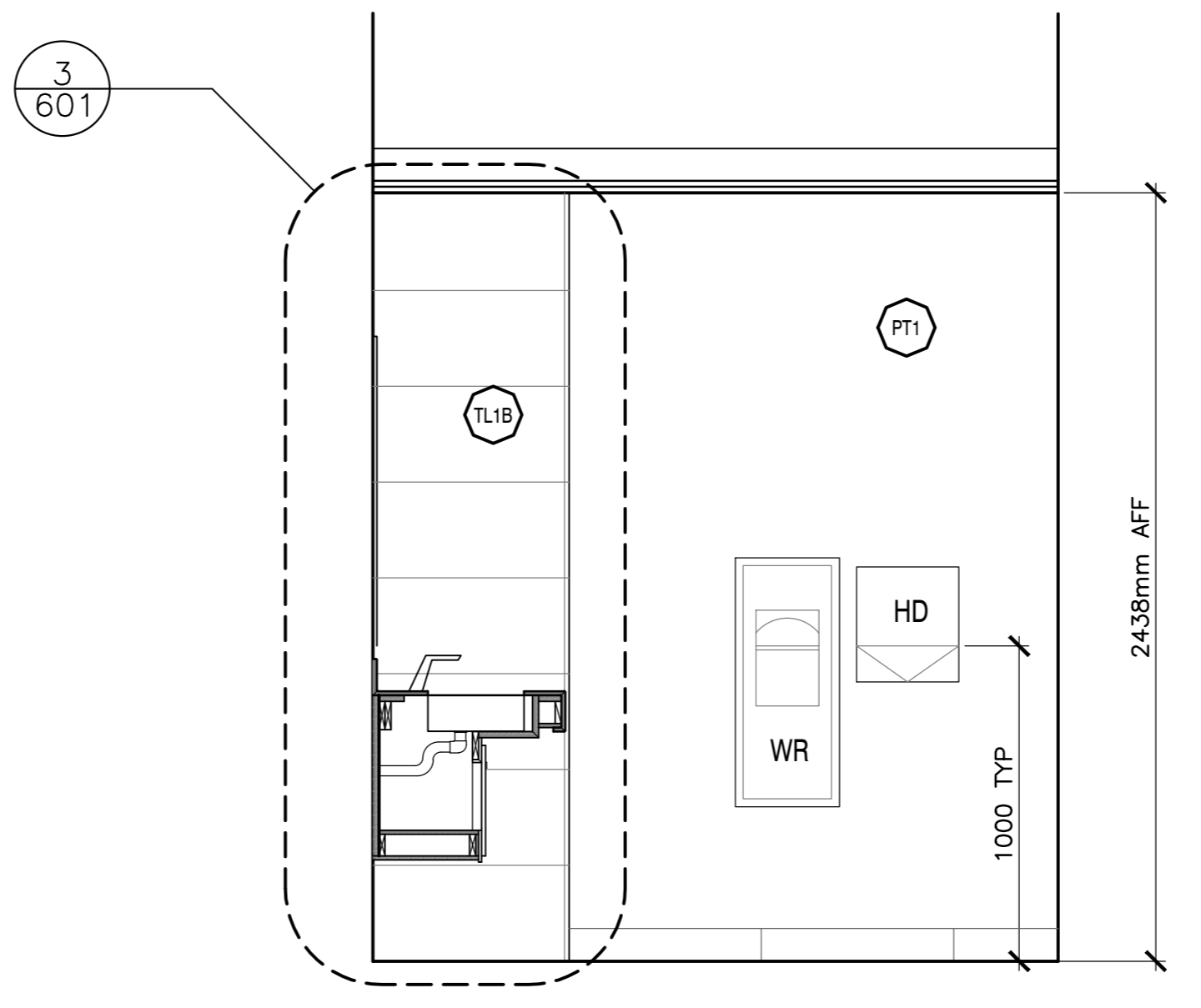
3 MALE WASHROOM - ELEVATION  
SCALE: 1:20



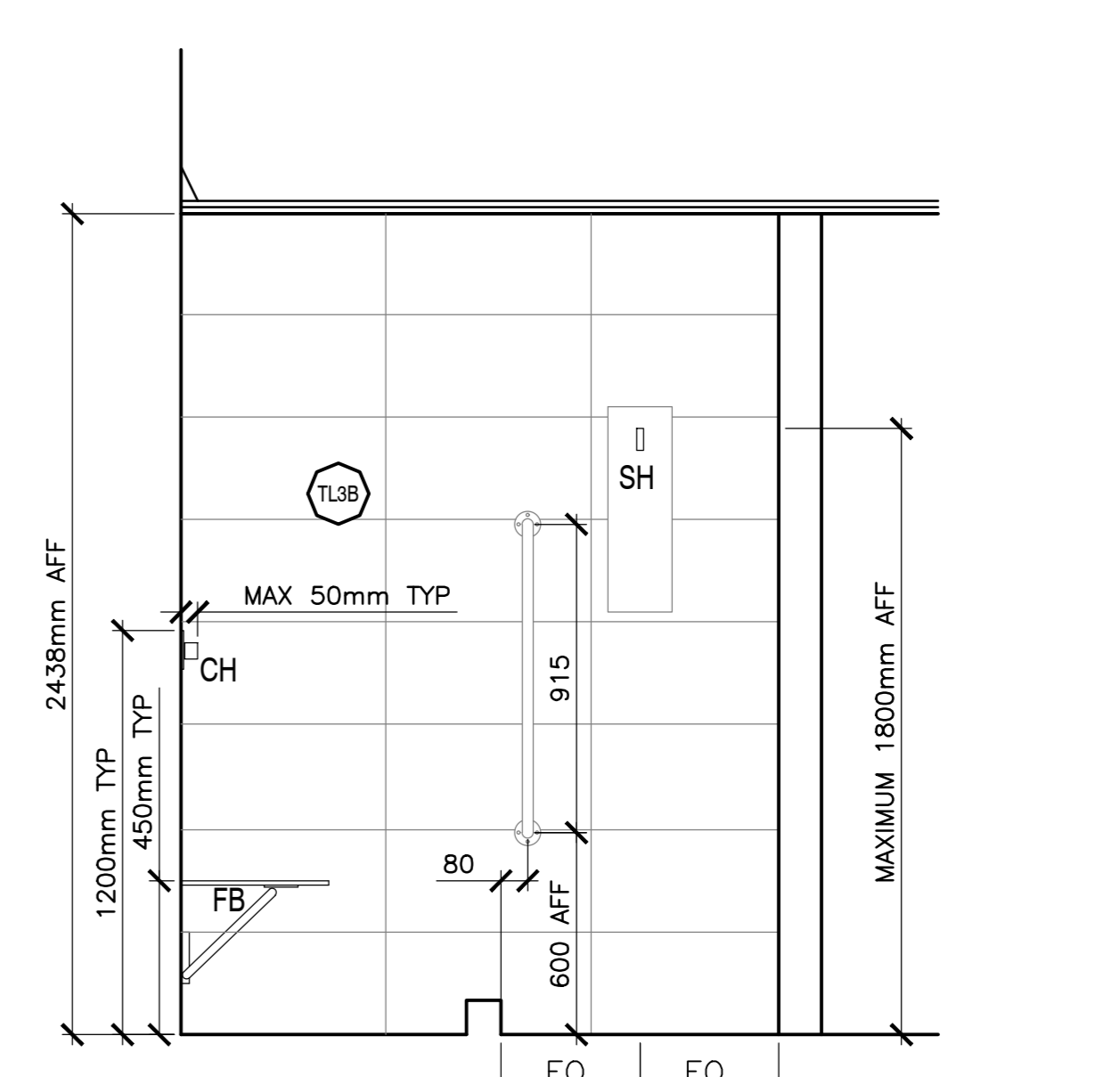
4 SHOWER STALL TYP.  
SCALE: 1:20



5 MALE WASHROOM - ELEVATION  
SCALE: 1:20



6 MALE WASHROOM - ELEVATION  
SCALE: 1:20



7 MALE WASHROOM - SHOWER ELEVATION  
SCALE: 1:20



**EKISTICS PLANNING & DESIGN**  
1 STARR LANE, DARTMOUTH  
PH: (902)461-2525 FAX: (902)465-3131



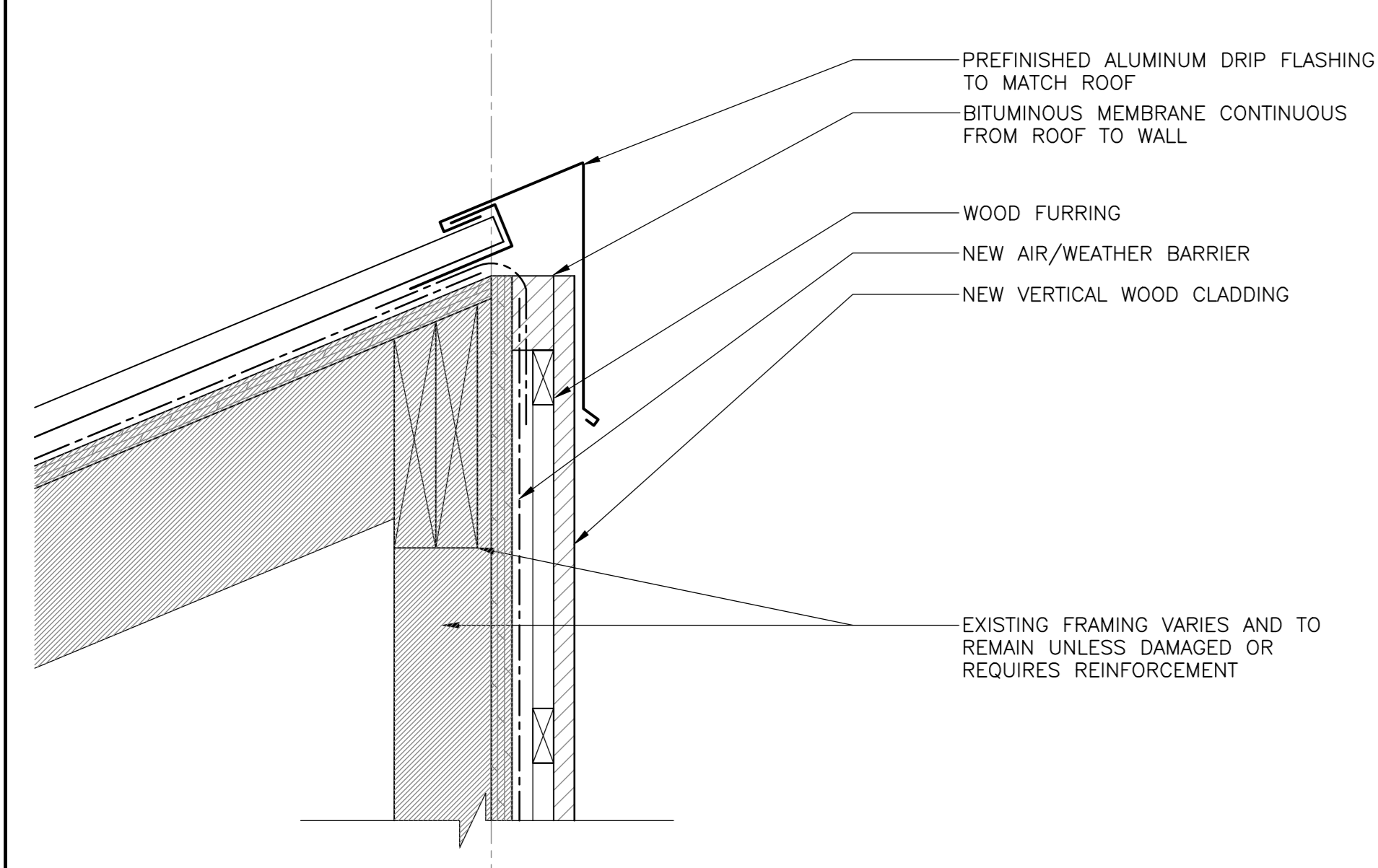
no.	description	date
5	ISSUED FOR TENDER	01/31
4	ISSUED FOR B58	12/21
3	ISSUED FOR B54	11/15
2	ISSUED FOR B53	09/25
1	ISSUED FOR B52	08/09

FACILITY REHABILITATION  
KOUCHIBOUQUAC  
NATIONAL PARK  
KOUCHIBOUQUAC  
NEW BRUNSWICK

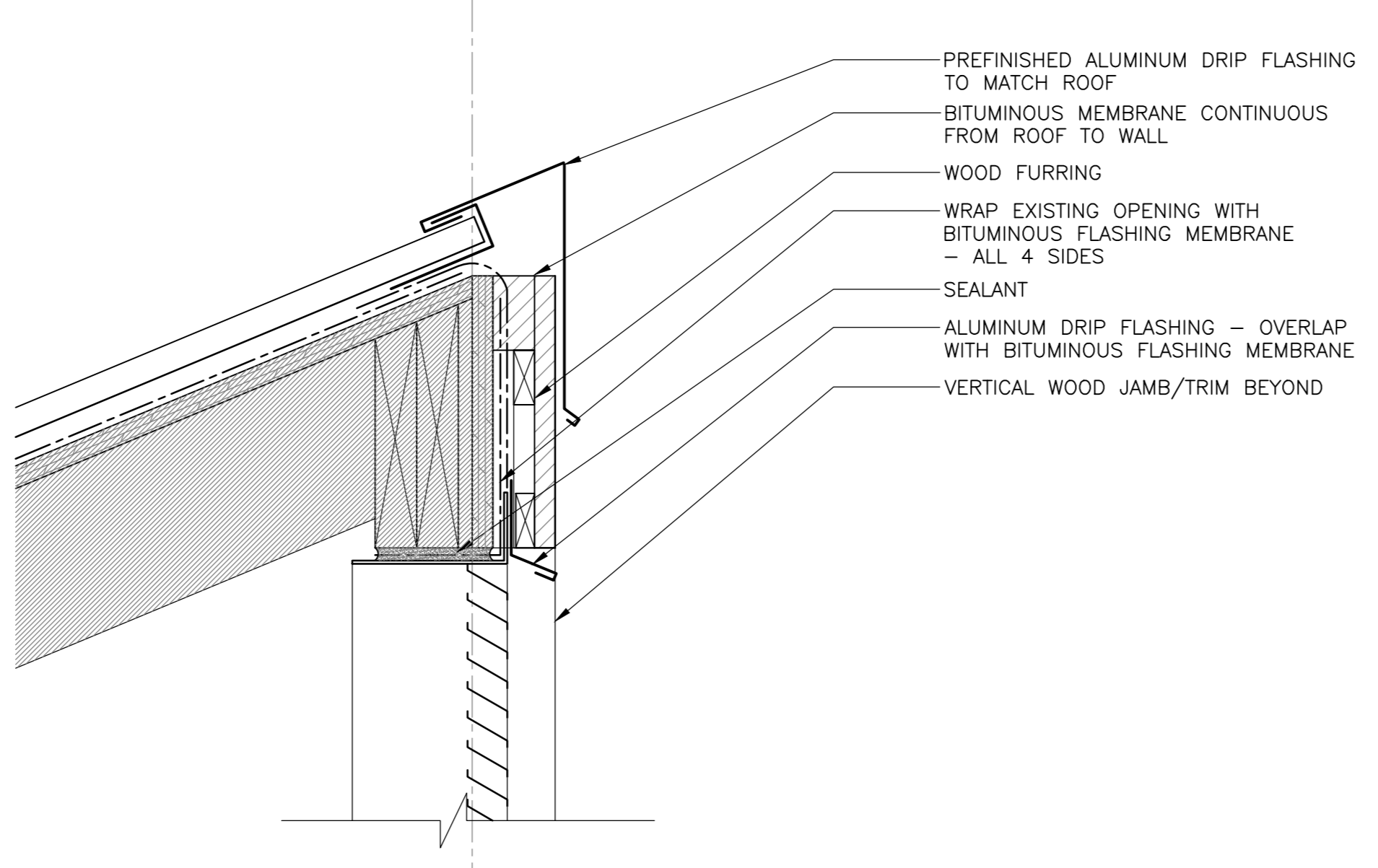
SERVICE BUILDING 'A'  
MALE WASHROOM

no.	description	date
designed	conçu	
drawn	dessiné	
approved	approuvé	
date		
Tender	Submission	
FWGSC Project Manager	Administrateur de projets TPWGC	
project number	no. du projet	1848-954
drawing no.	no. du dessin	A-203

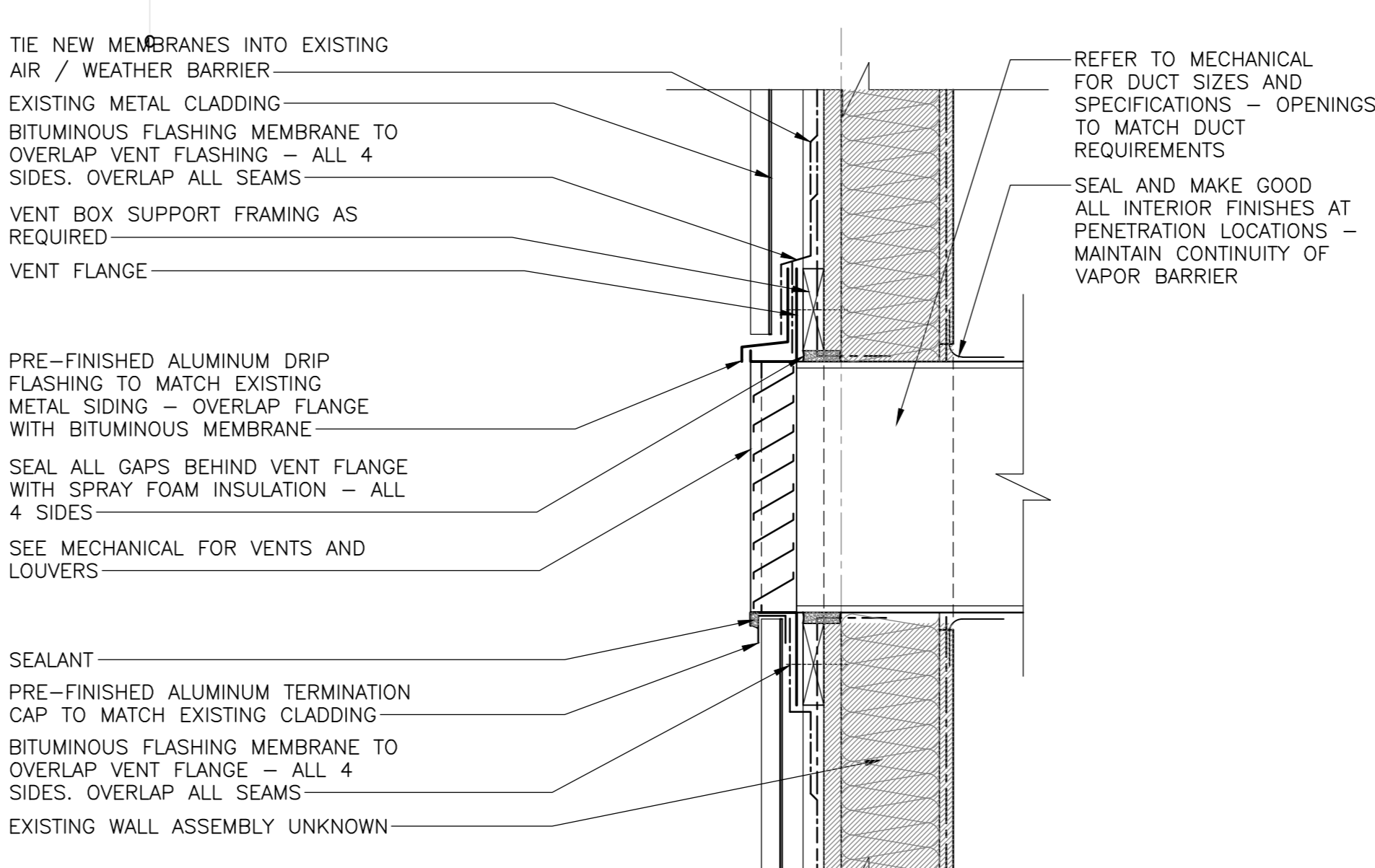




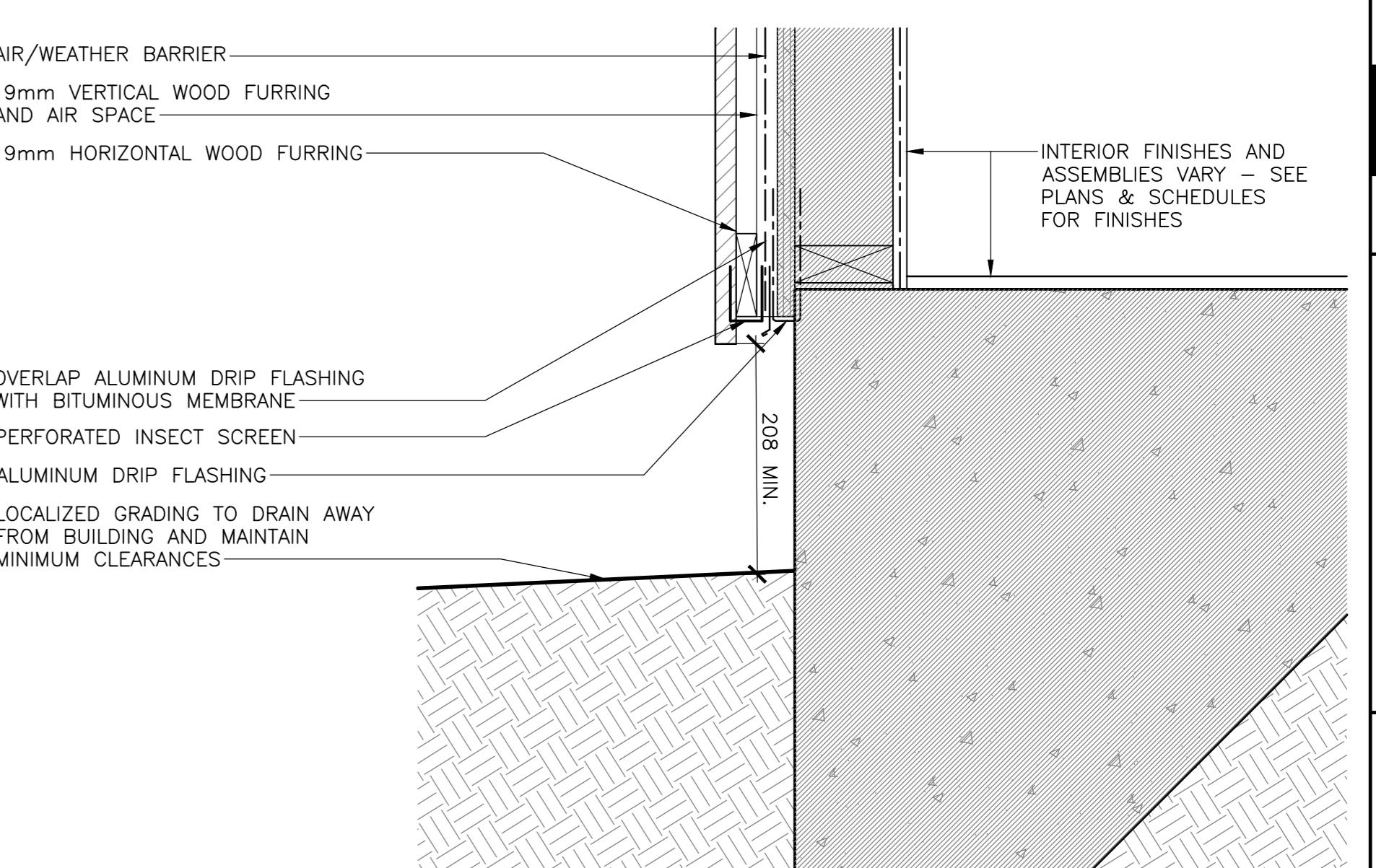
1 SECTION DETAIL - PEAK CONDITION  
SCALE: 1:5  
0mm 100mm 200mm 300mm 400mm 500mm



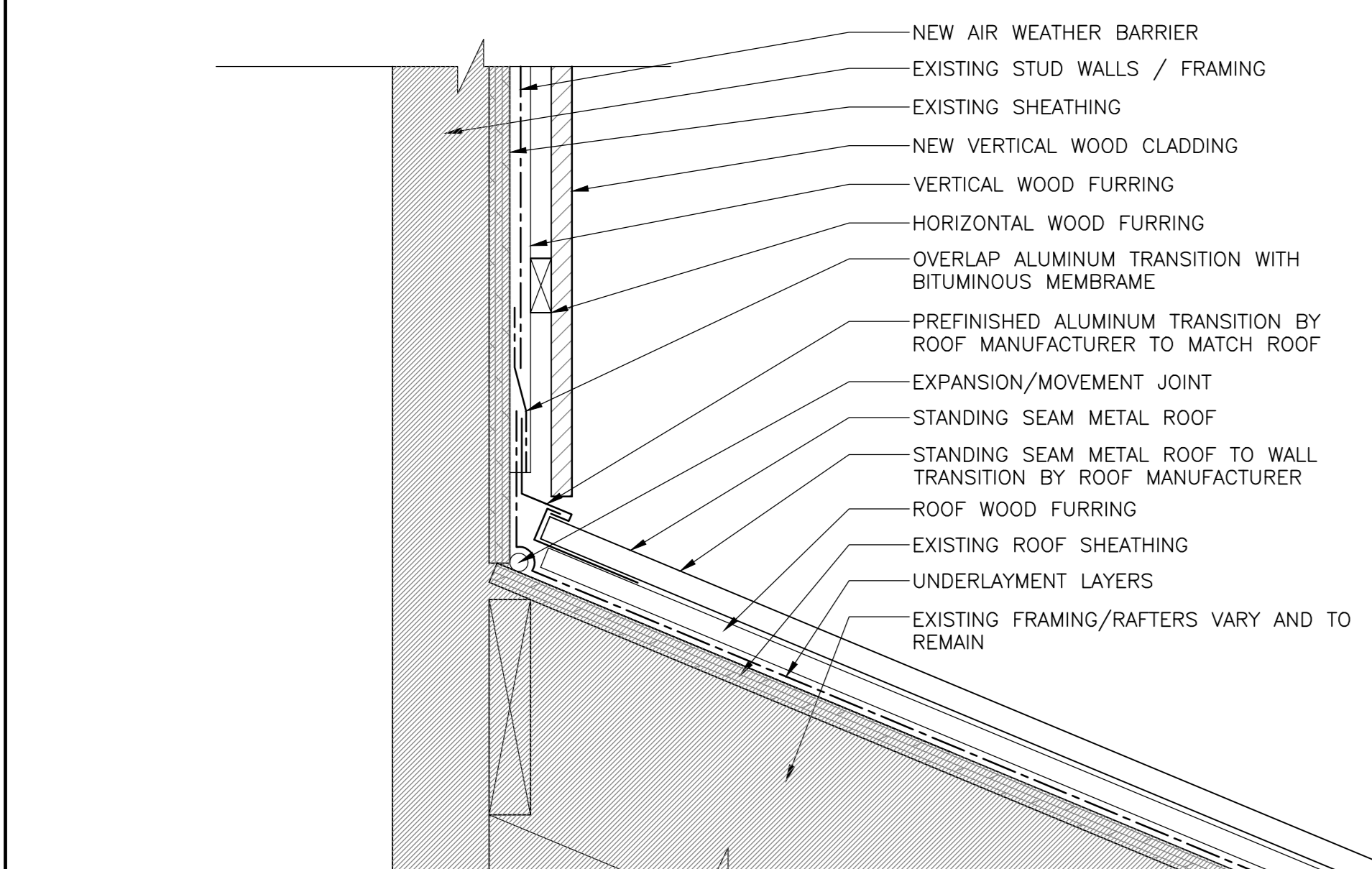
5 SECTION DETAIL - TOP OF VENT  
SCALE: 1:5  
0mm 100mm 200mm 300mm 400mm 500mm



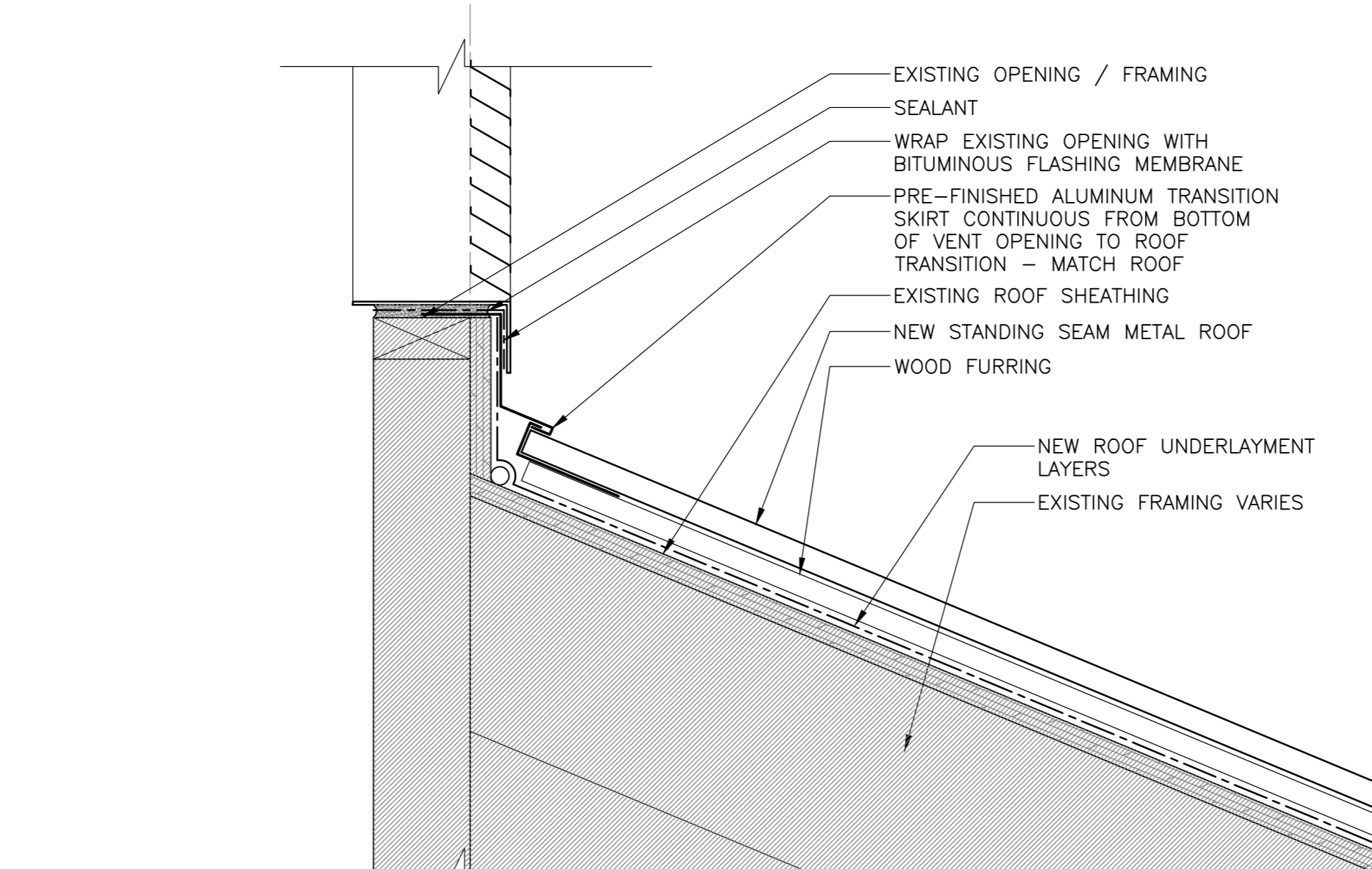
9 SECTION DETAIL - VENT ADMIN BLD.  
SCALE: 1:5  
0mm 100mm 200mm 300mm 400mm 500mm



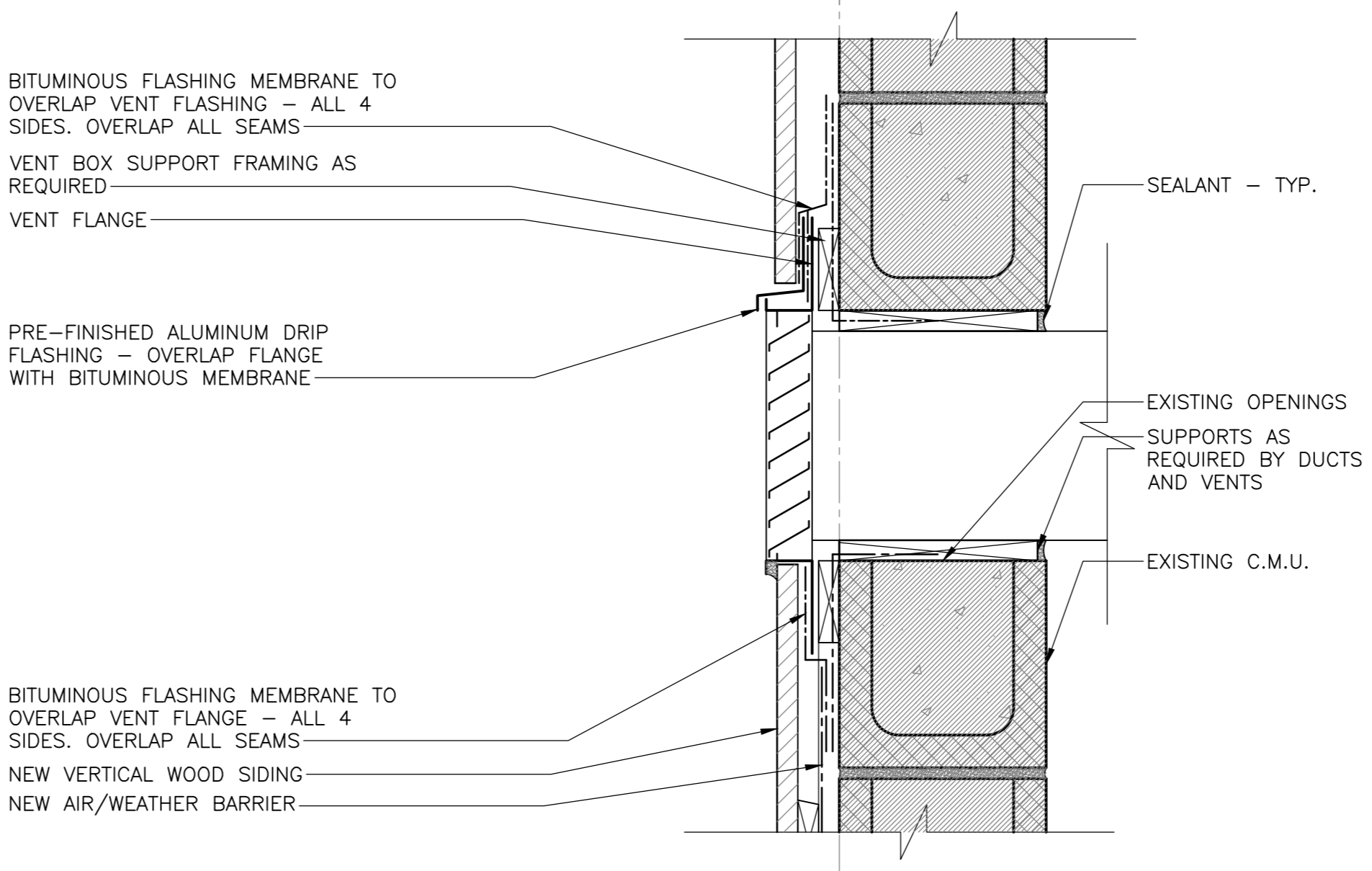
13 SECTION DETAIL - WALL BASE K1,K2  
SCALE: 1:5  
0mm 100mm 200mm 300mm 400mm 500mm



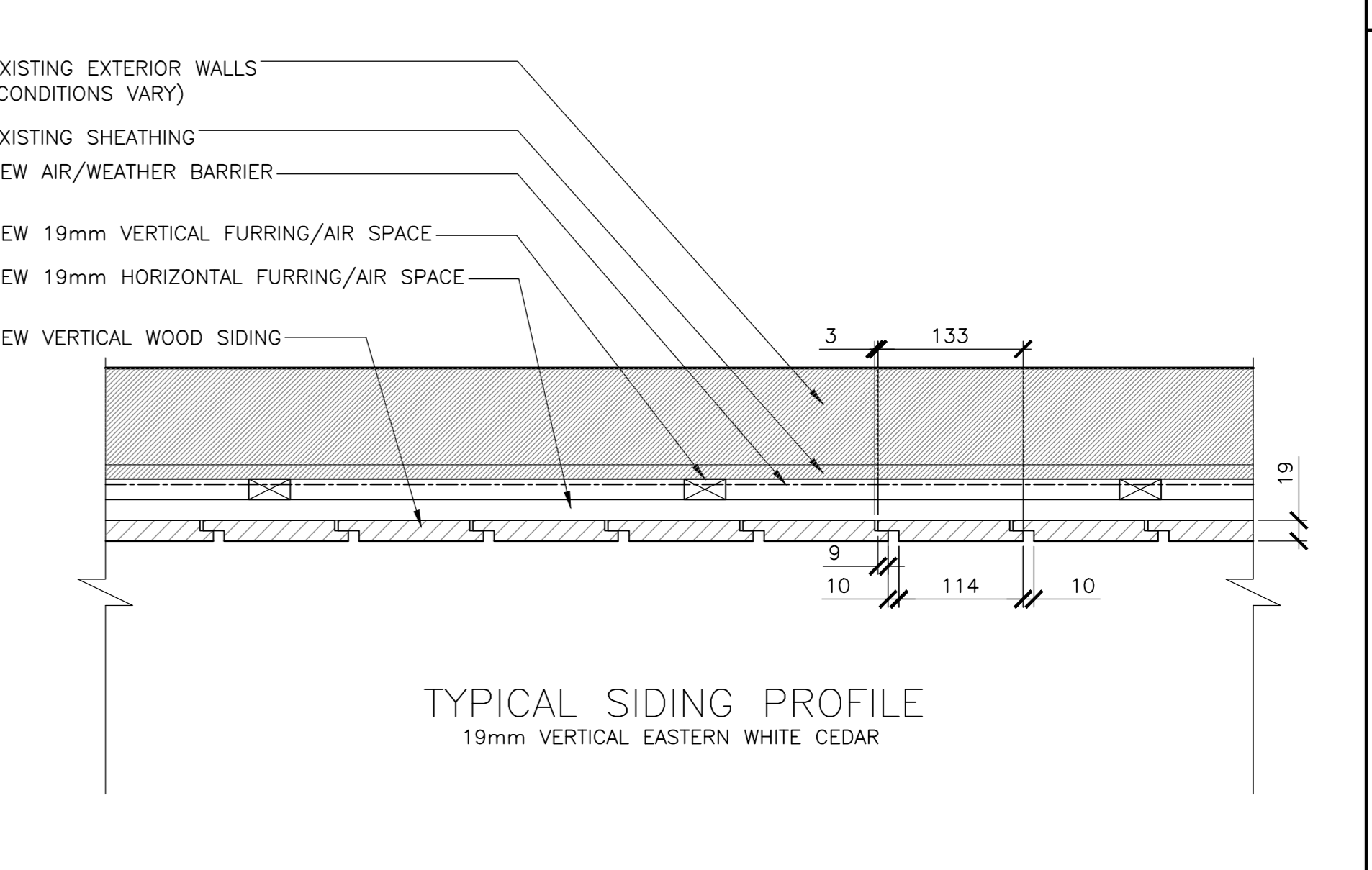
2 SECTION DETAIL - TYP. TRANSITION  
SCALE: 1:5  
0mm 100mm 200mm 300mm 400mm 500mm



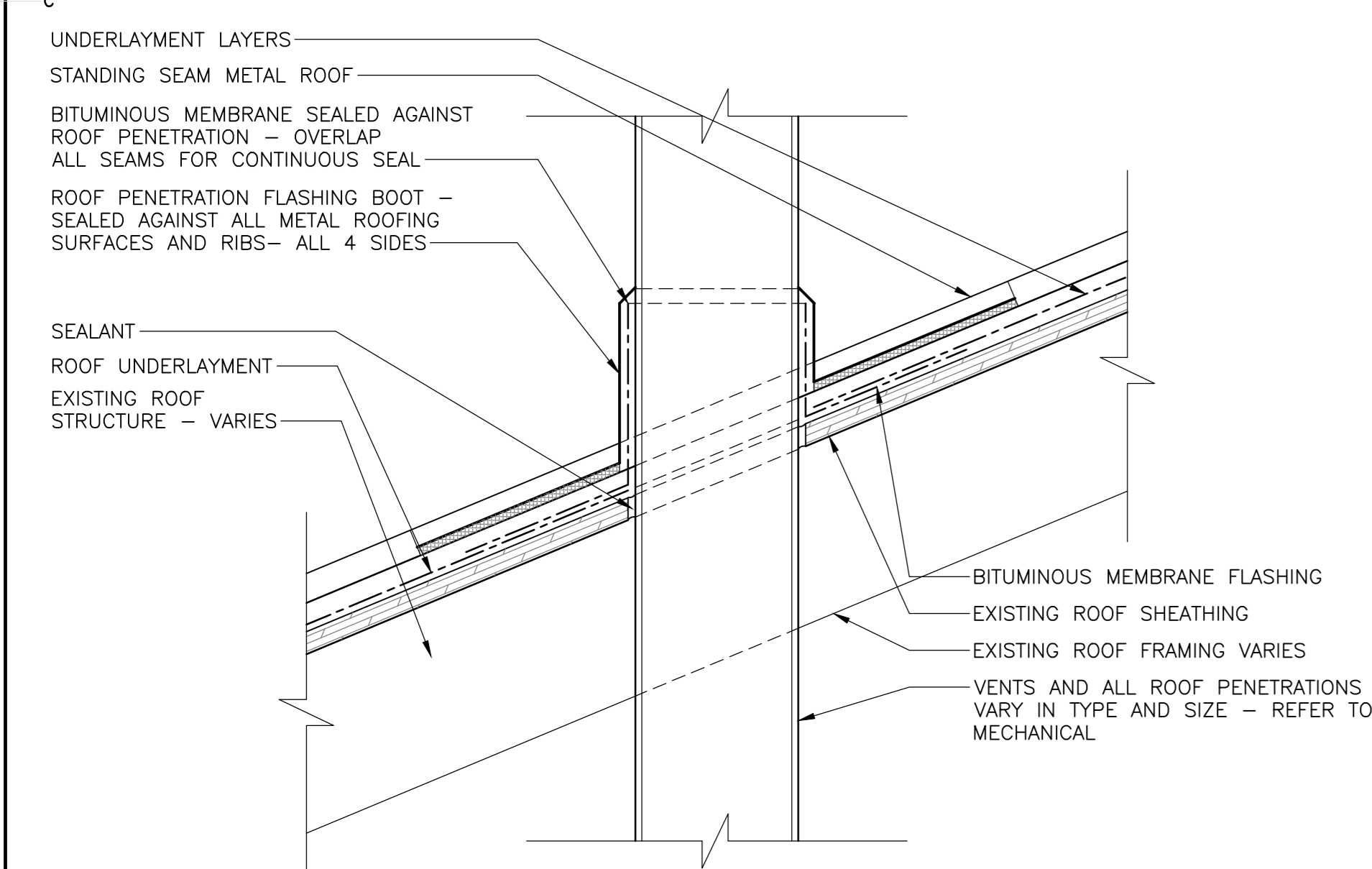
6 SECTION DETAIL - BOTTOM OF VENT  
SCALE: 1:5  
0mm 100mm 200mm 300mm 400mm 500mm



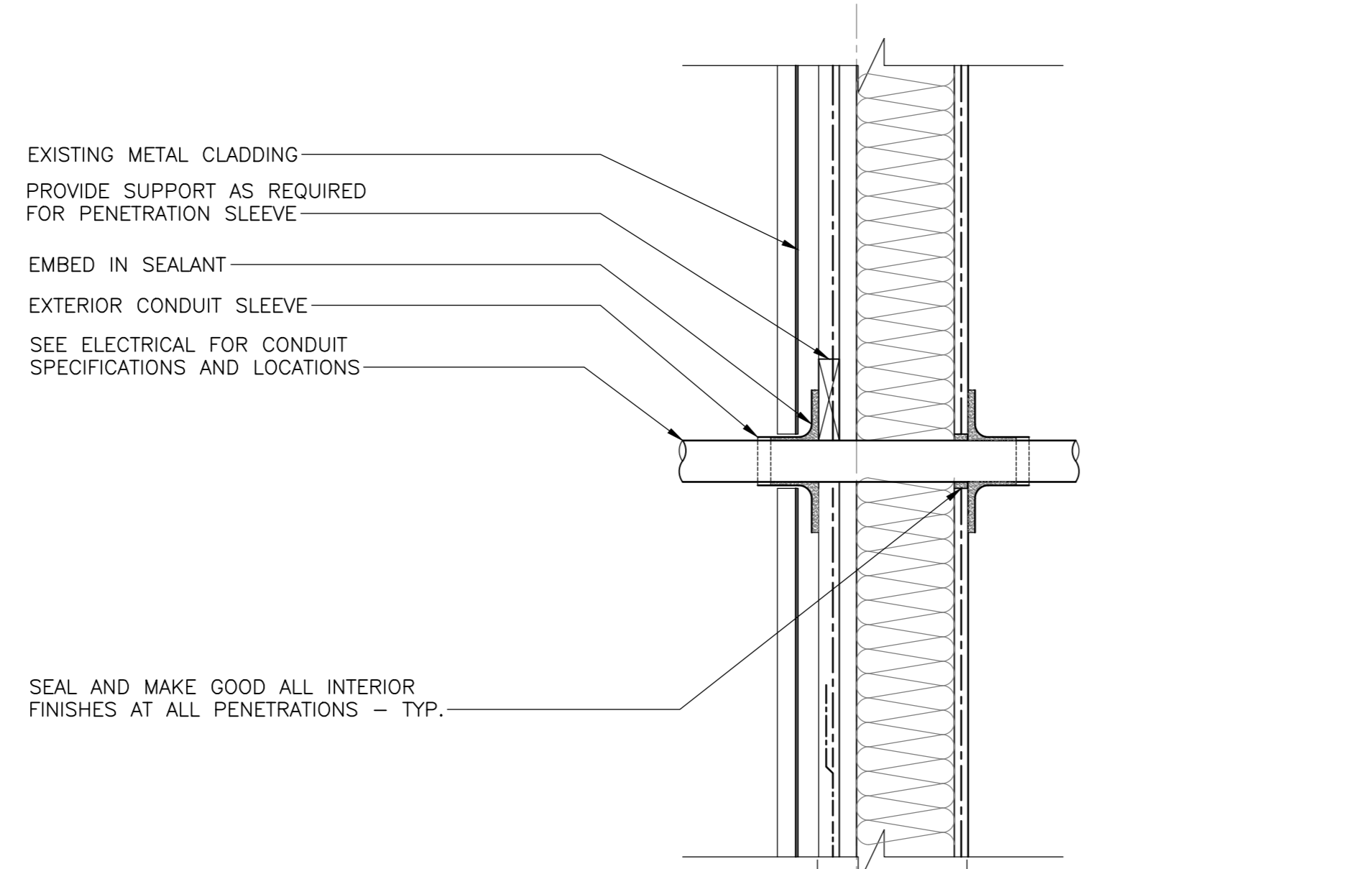
10 SECTION DETAIL - VENT KELLY'S BLD.  
SCALE: 1:5  
0mm 100mm 200mm 300mm 400mm 500mm



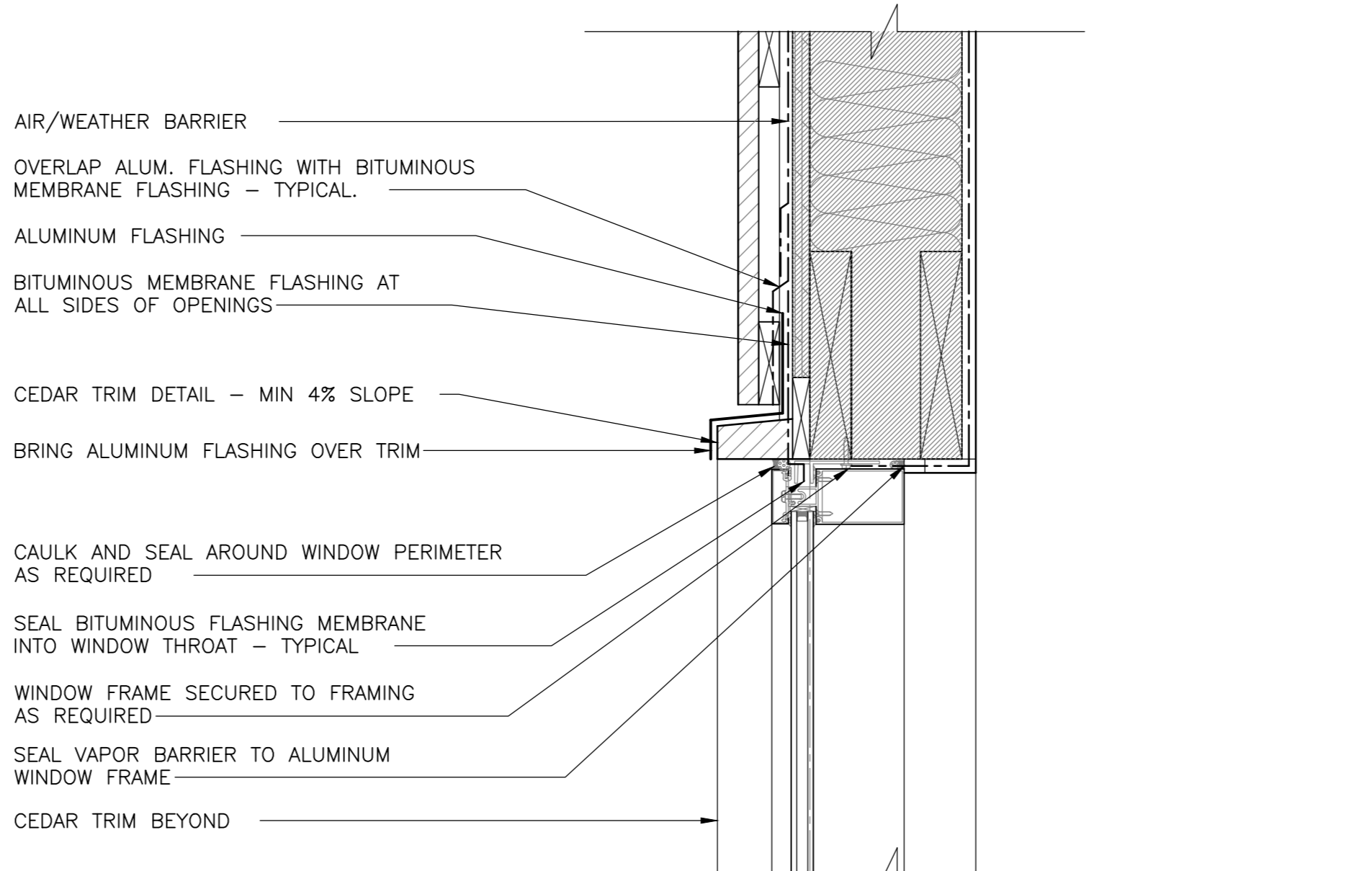
14 PLAN DETAIL - VERTICAL SIDING, TYP.  
SCALE: 1:5  
0mm 100mm 200mm 300mm 400mm 500mm



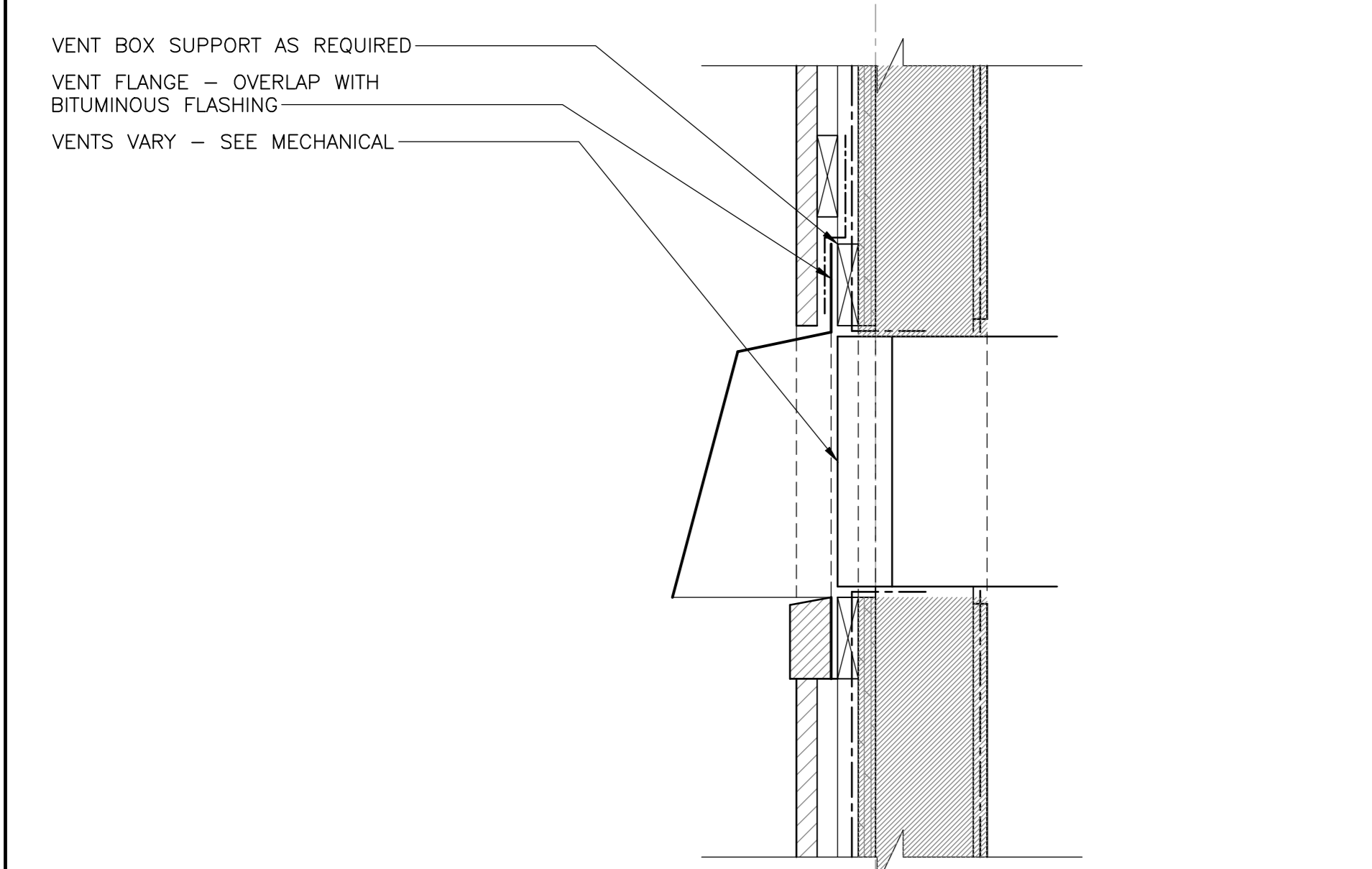
3 SECTION DETAIL - METAL ROOF PENETRATION  
SCALE: 1:5  
0mm 100mm 200mm 300mm 400mm 500mm



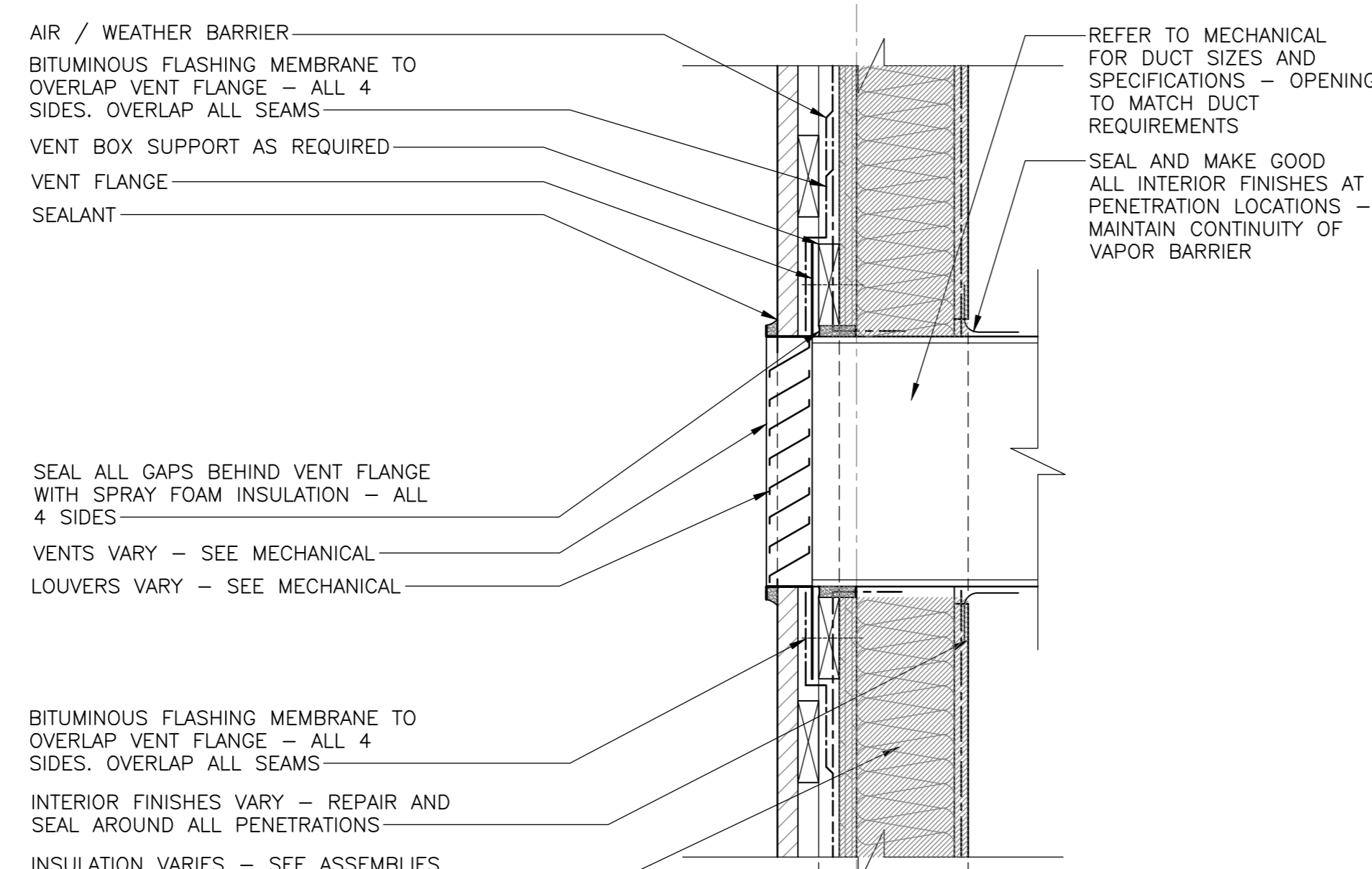
7 SECTION DETAIL - CONDUIT EXT WALL ADMIN BLD.  
SCALE: 1:5  
0mm 100mm 200mm 300mm 400mm 500mm



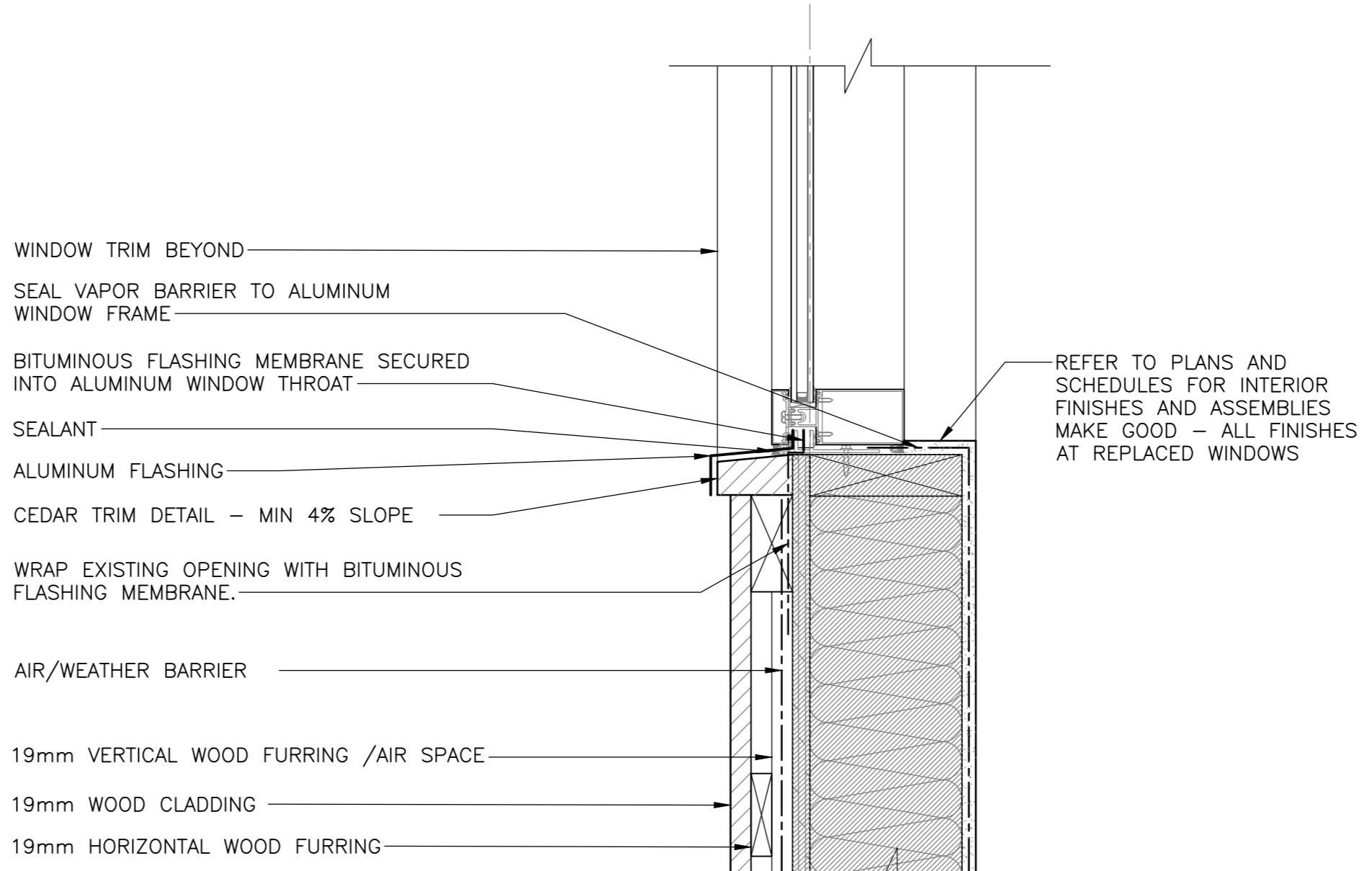
11 SECTION DETAIL - TYP. HEADER K1,K2  
SCALE: 1:5  
0mm 100mm 200mm 300mm 400mm 500mm



4 SECTION DETAIL - VENT HOOD  
SCALE: 1:5  
0mm 100mm 200mm 300mm 400mm 500mm



8 SECTION DETAIL - VENT WOOD BLD.  
SCALE: 1:5  
0mm 100mm 200mm 300mm 400mm 500mm



12 SECTION DETAIL - TYP. SILL K1,K2  
SCALE: 1:5  
0mm 100mm 200mm 300mm 400mm 500mm

Canada  
EKISTICS PLANNING & DESIGN  
1 STARR LANE, DARTMOUTH  
PH: (902)461-2525 FAX: (902)465-3131



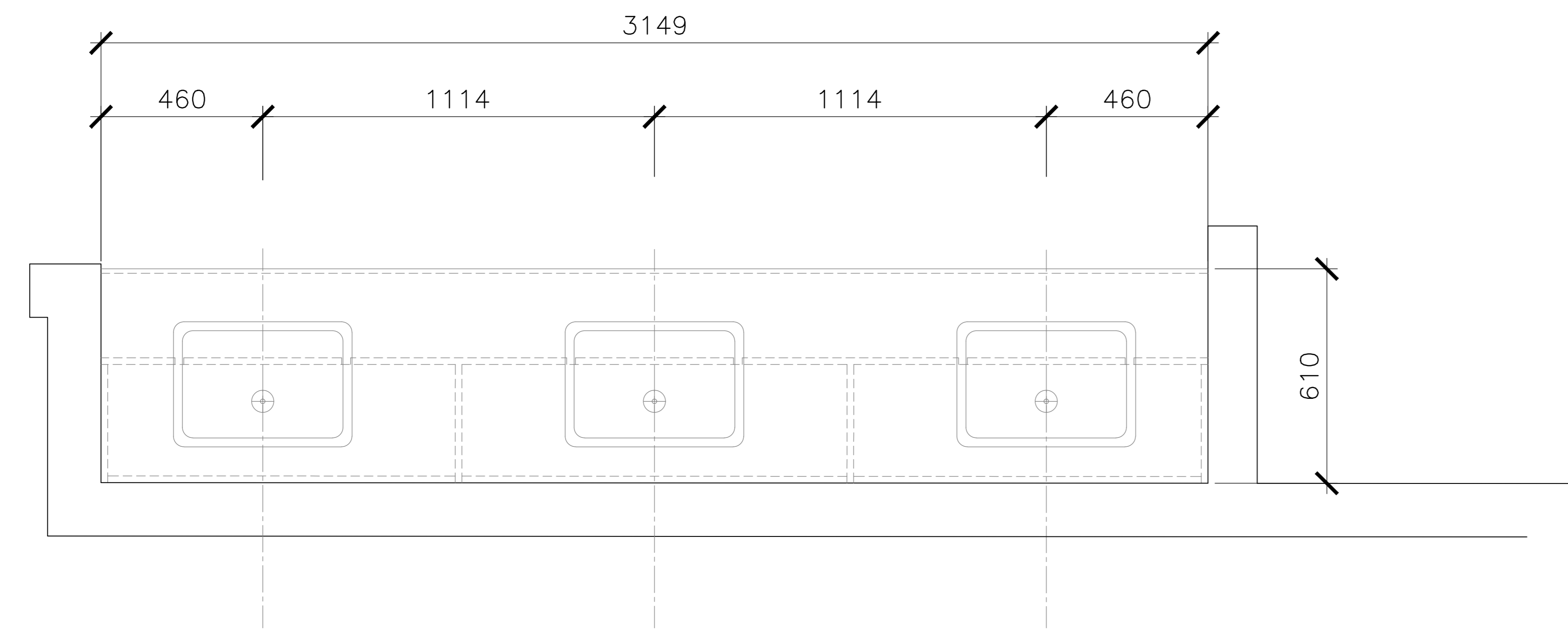
5	ISSUED FOR TENDER	01/31
4	ISSUED FOR BS8	12/21
3	ISSUED FOR BS4	11/15
2	ISSUED FOR BS3	09/25
1	ISSUED FOR BS2	08/09

project  
FACILITY REHABILITATION  
KOUCHIBOUGUAC  
NATIONAL PARK  
KOUCHIBOUGUAC  
NEW BRUNSWICK

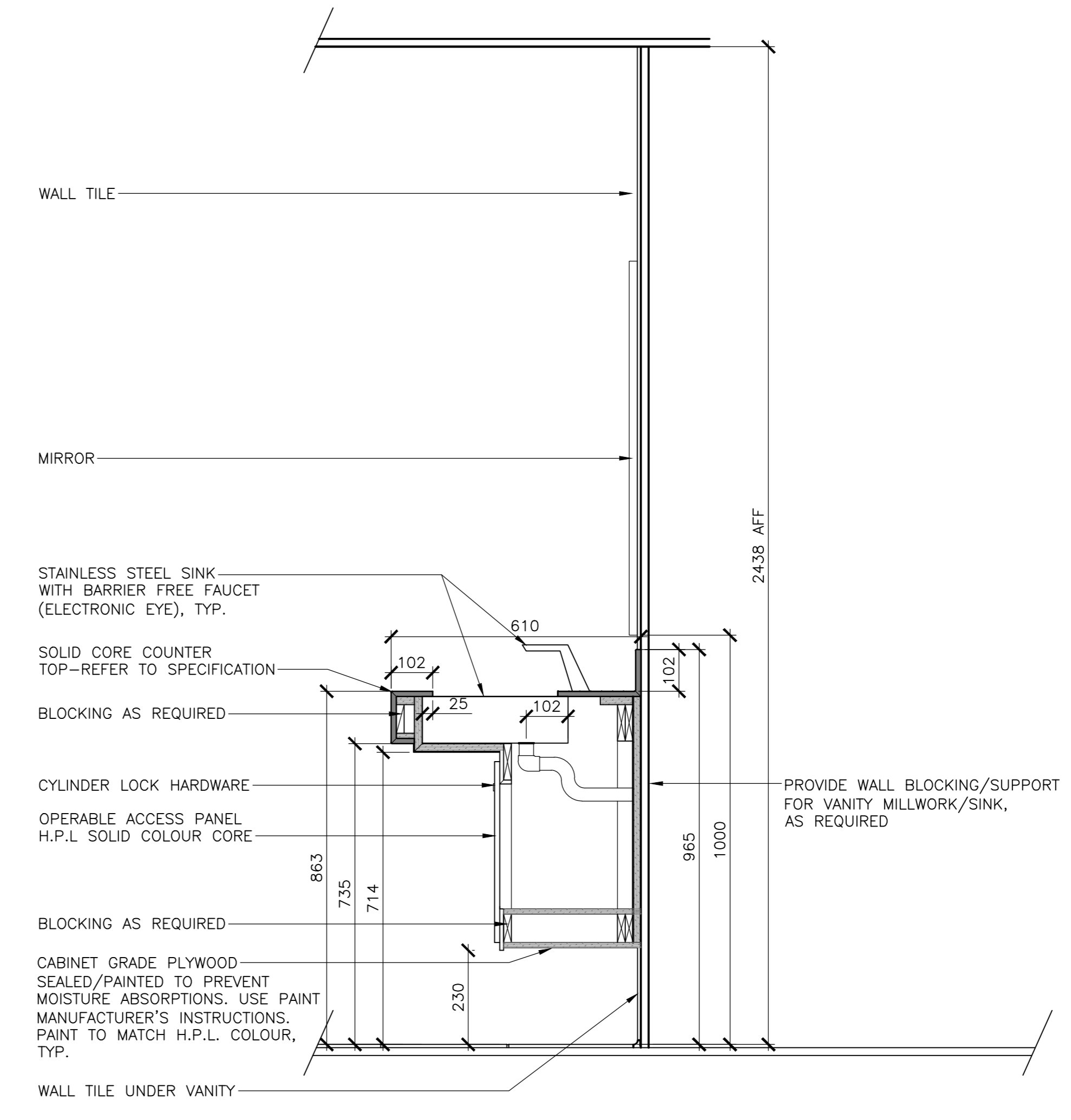
MISCELLANEOUS DETAILS

designed	Ekistics Planning & Design	concep
drawn		dessiné
approved		approuvé
Tender		Submission
FWSC Project Manager	Administrateur de projets TPSC	
project number		no. du projet
drawing no.		no. du dessin

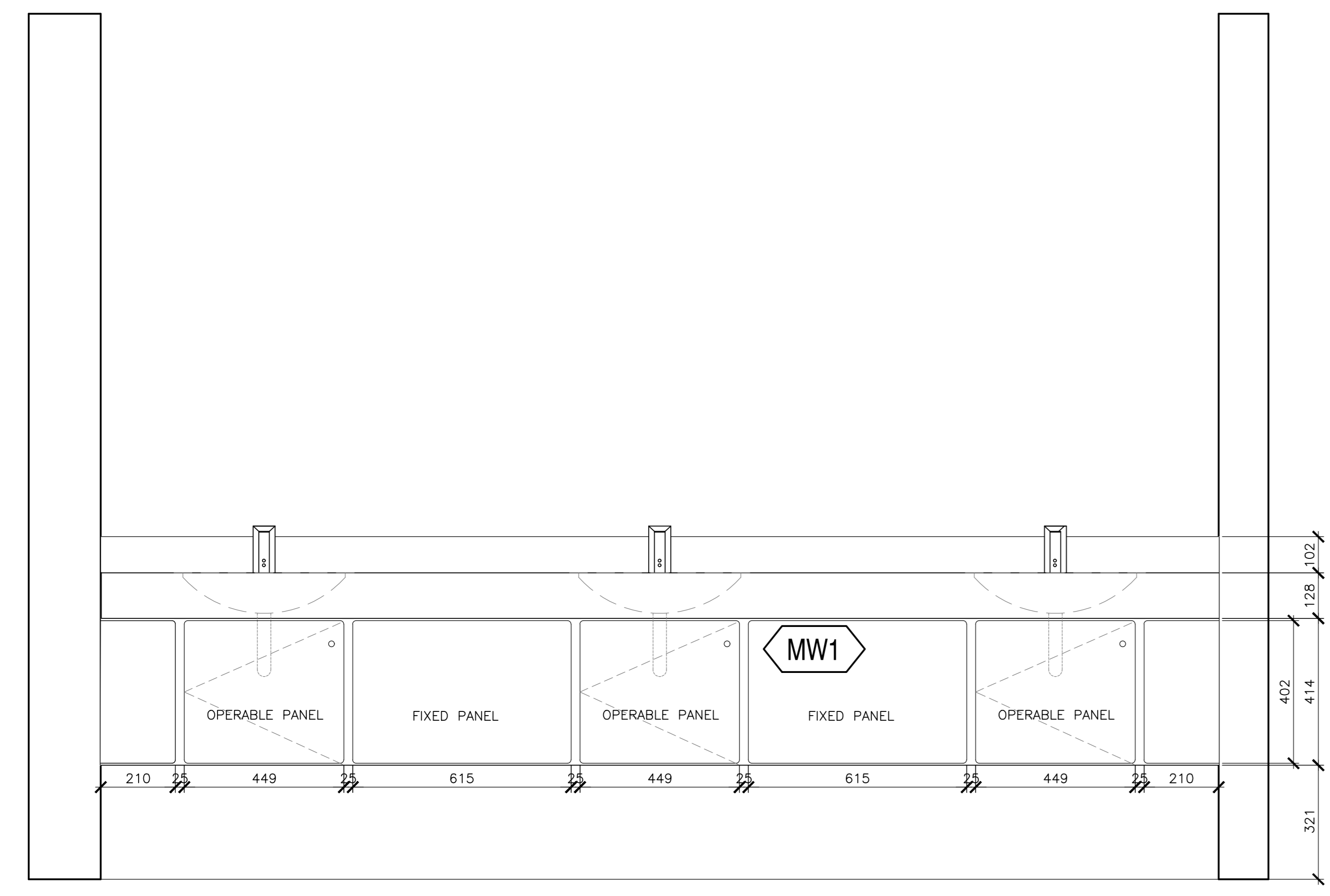




**1**  
 601 MW1 - PLAN  
 SCALE : 1:10  
 0mm 100 200 300 400 500 600 700 800 900 1000mm



**3**  
 601 MW1 - SECTION  
 SCALE : 1:10  
 0mm 100 200 300 400 500 600 700 800 900 1000mm



**2**  
 601 MW1 FRONT ELEVATIONS  
 SCALE : 1:10  
 0mm 100 200 300 400 500 600 700 800 900 1000mm

**MILLWORK GENERAL NOTES**

1. ALL DIMENSIONS ARE TO BE VERIFIED ON SITE.
2. PROVIDE BLOCKING AS NEEDED
3. REFER TO ARCHITECTURAL SPECIFICATIONS FOR DETAILS
4. ALL EXPOSED PLYWOOD AT U/S OF VANITY TO BE SEALED AND PAINTED. COLOUR TBD.
5. ALL FASTENERS TO BE STAINLESS STEEL.

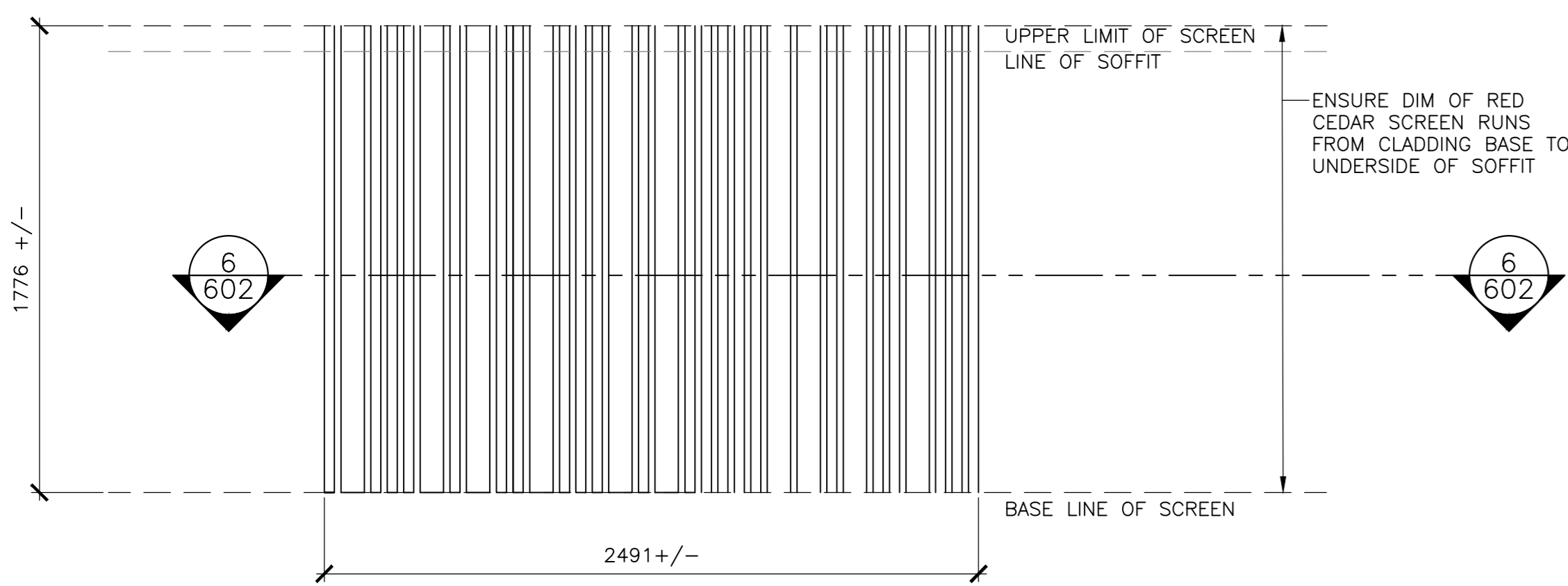
revisions	date
5	ISSUED FOR TENDER 01/31
4	ISSUED FOR BS8 12/21
3	ISSUED FOR BS4 11/15
2	ISSUED FOR BS3 09/25
1	ISSUED FOR BS2 08/09

project  
 FACILITY REHABILITATION  
 KOUCHIBOUQUAC  
 NATIONAL PARK  
 KOUCHIBOUQUAC  
 NEW BRUNSWICK

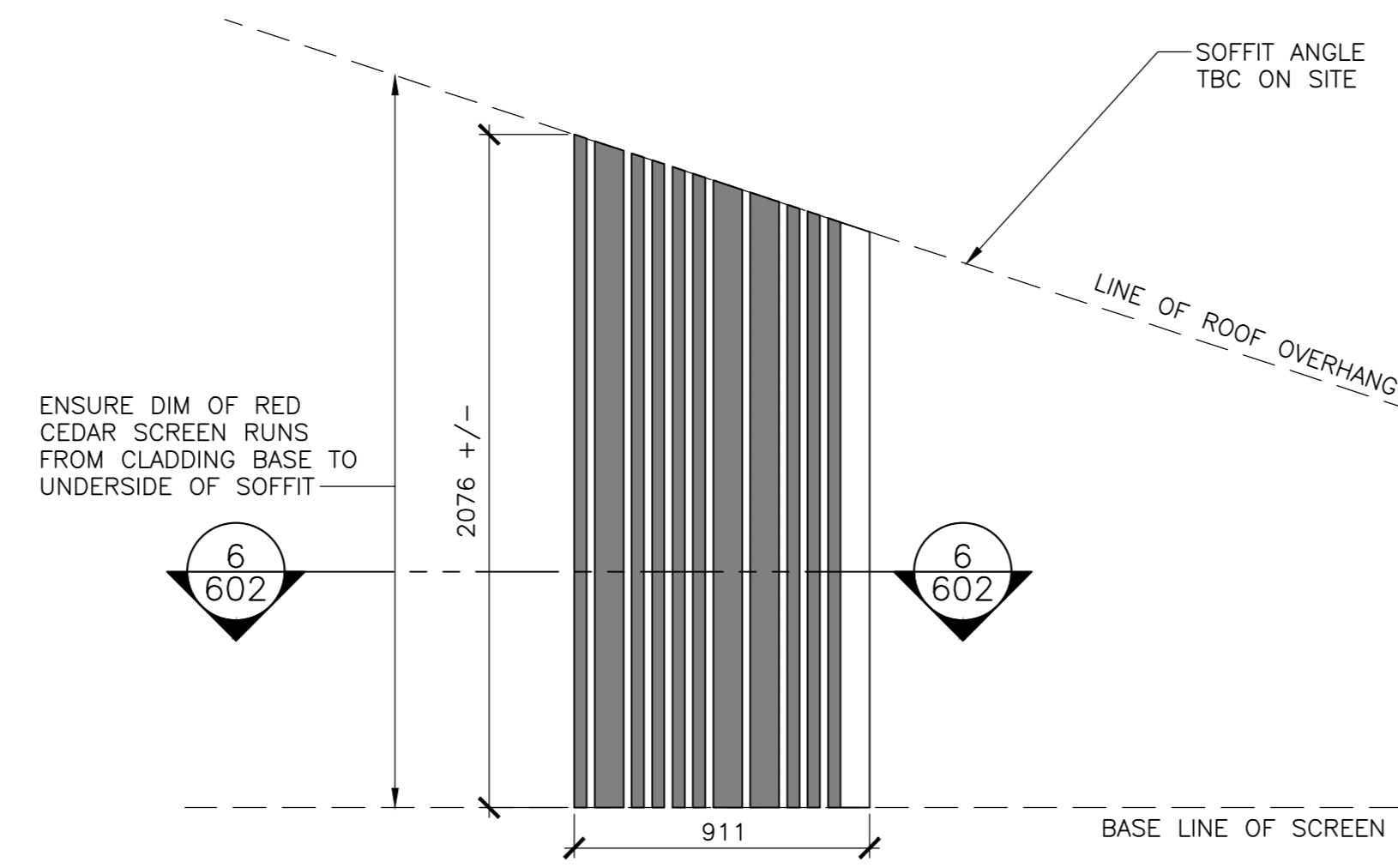
drawing  
 SERVICE BUILDING 'A'  
 WASHROOM MILLWORK

assigned	conçu
date	
drawn	dessiné
date	
approved	approuvé
date	
Tender	Submission
PWSC Project Manager	Administrateur de projets TPSC
project number	no. du projet
1848-954	
drawing no.	no. du dessin
A-601	

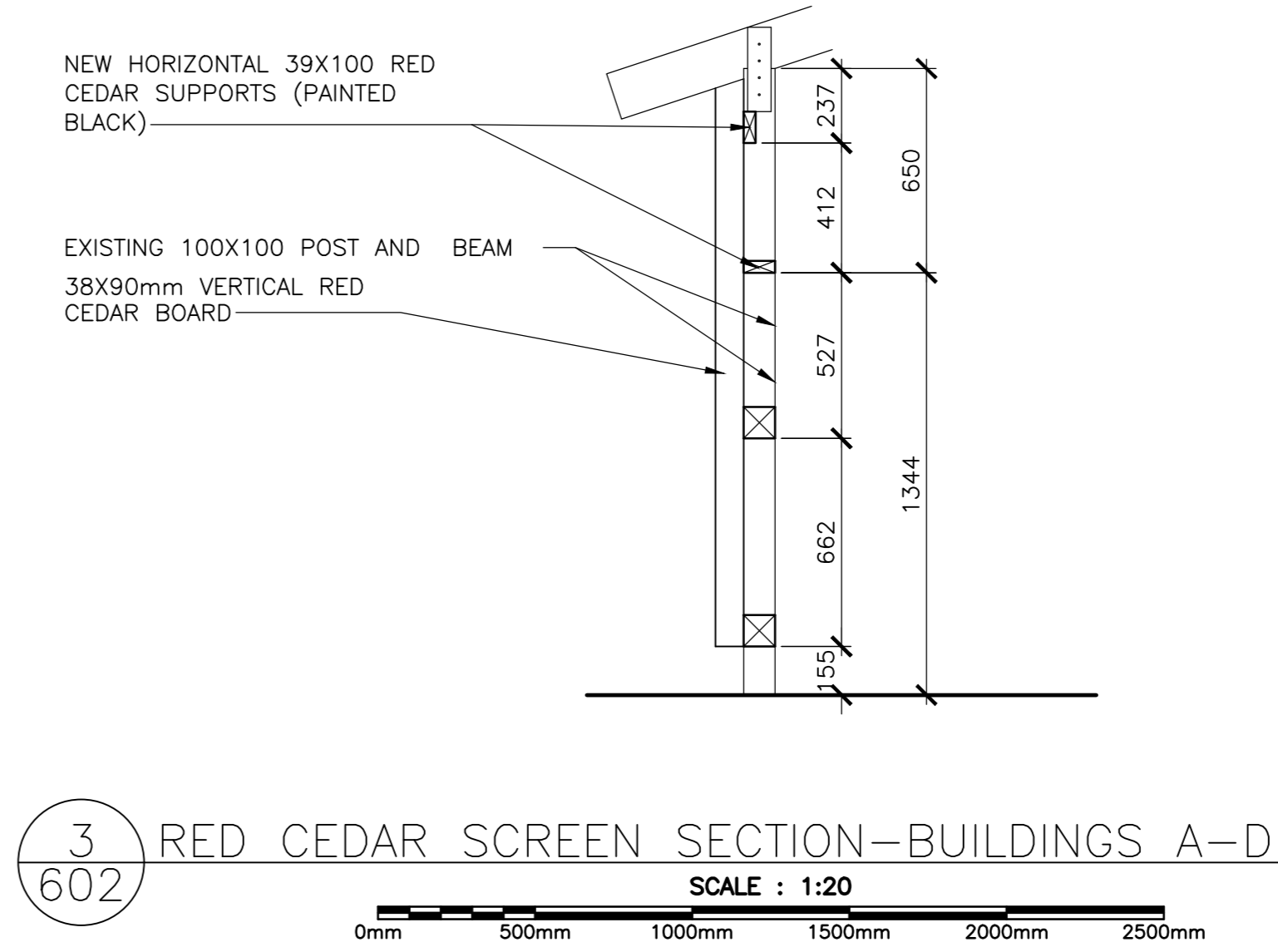




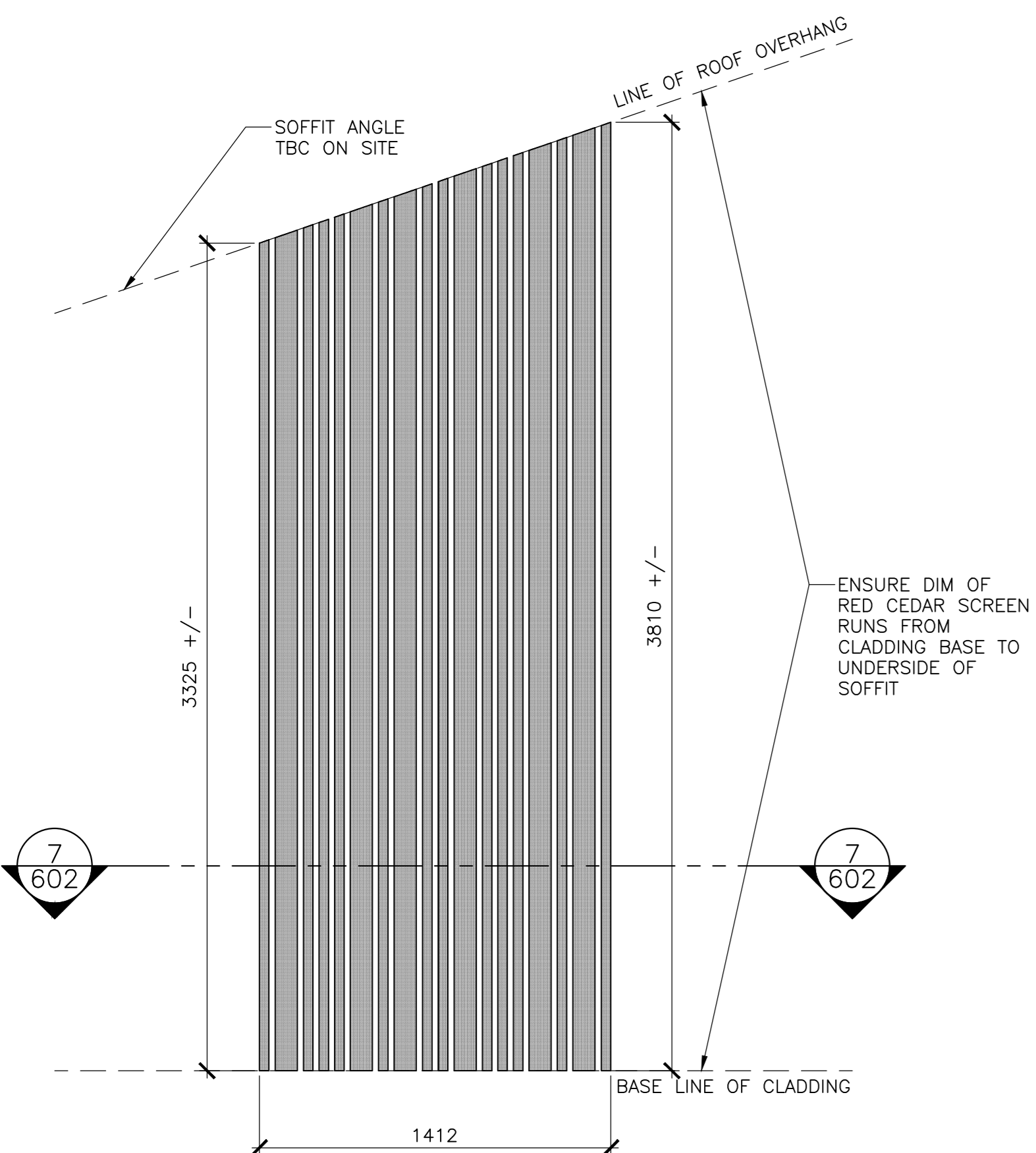
1 RED CEDAR SCREEN ELEVATION-BUILDINGS A-D  
SCALE : 1:20



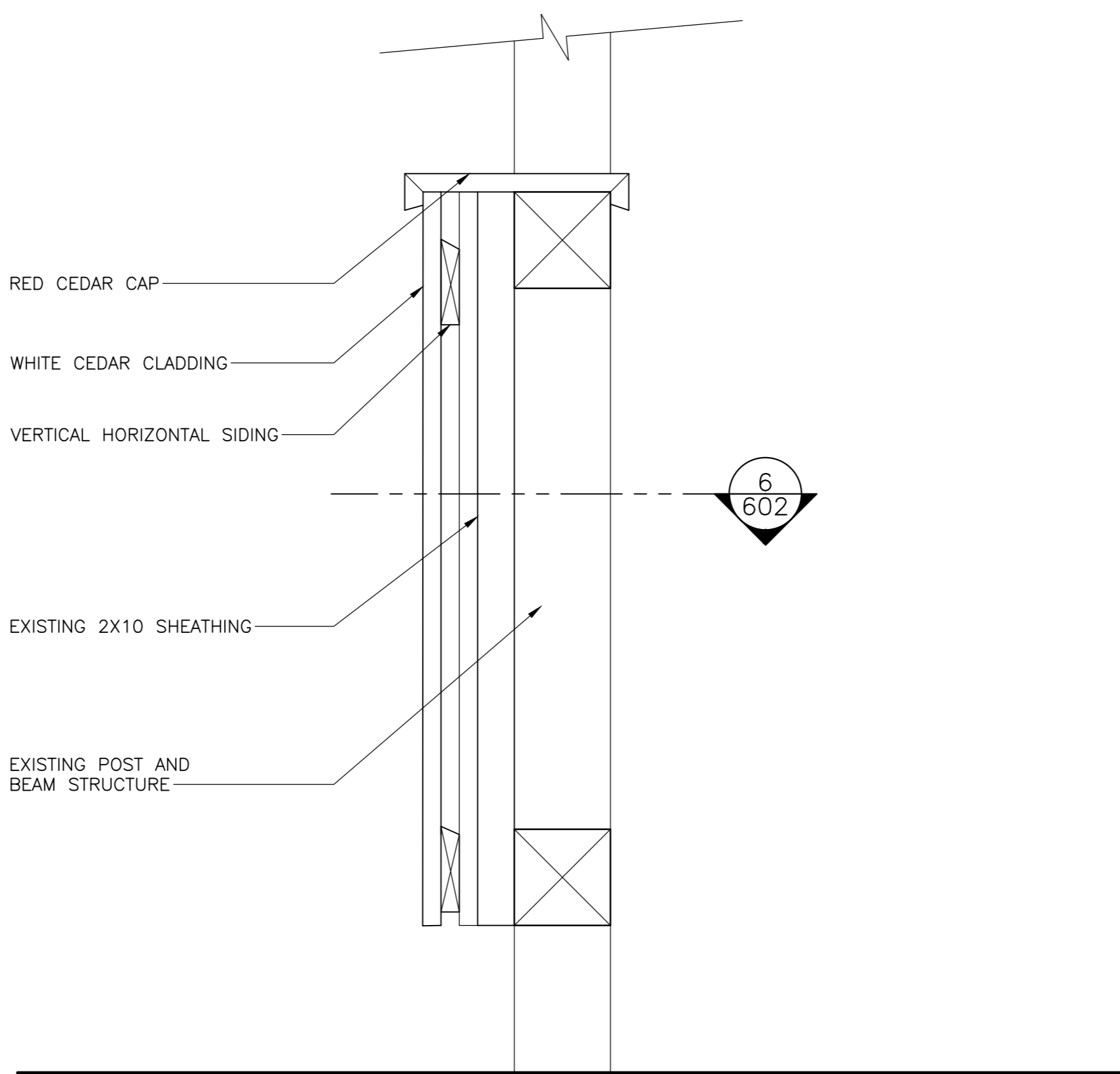
2 RED CEDAR SCREEN ELEVATION-BUILDINGS A-D  
SCALE : 1:20



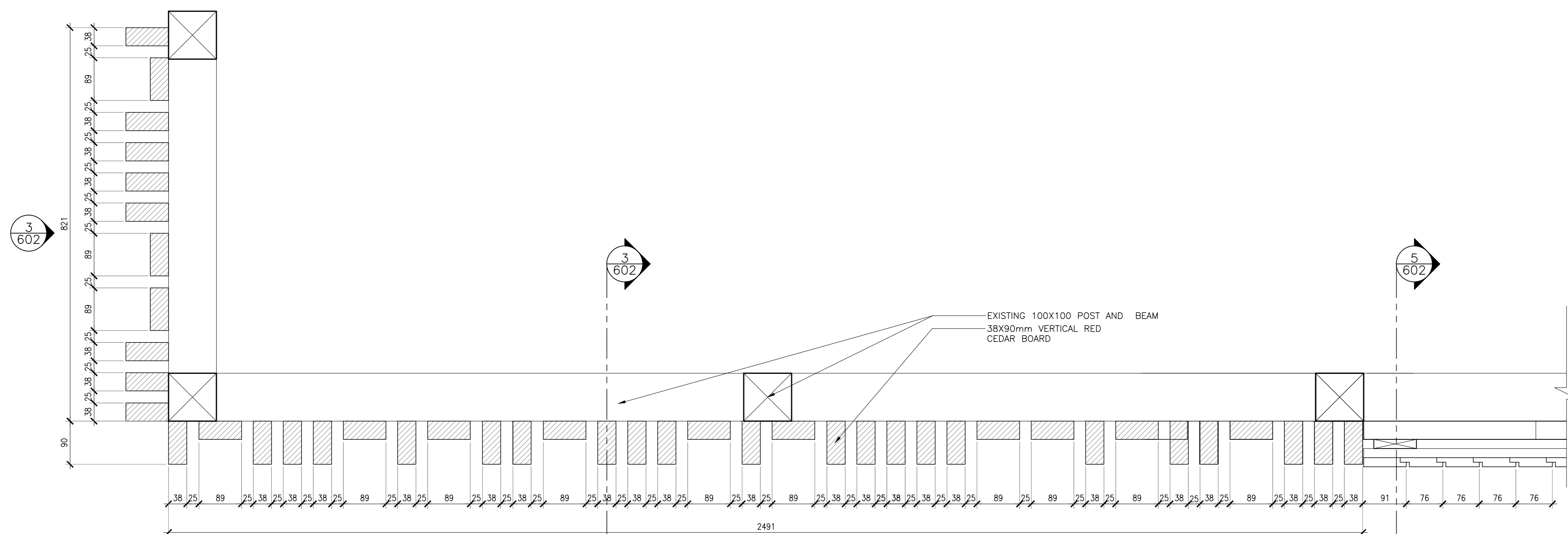
3 RED CEDAR SCREEN SECTION-BUILDINGS A-D  
SCALE : 1:20



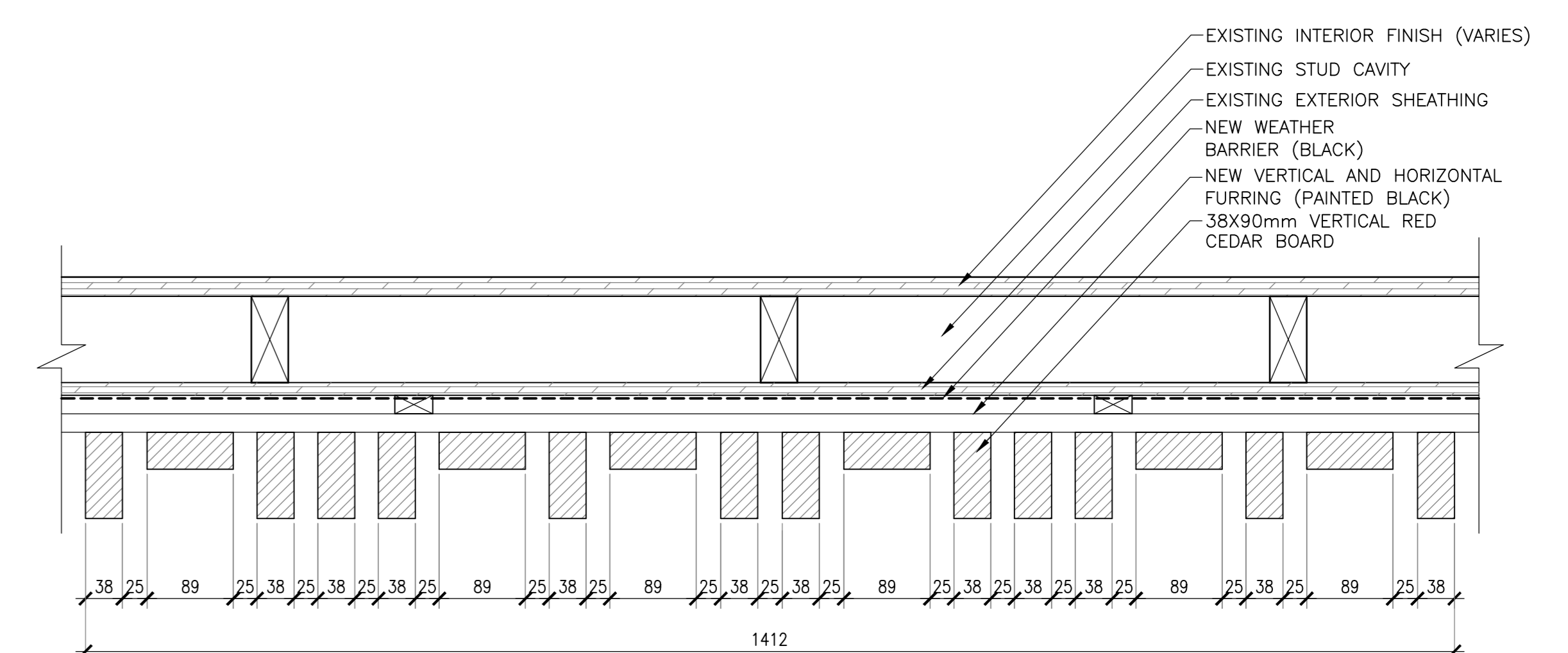
4 RED CEDAR SCREEN ELEVATION-BUILDINGS A-D  
SCALE : 1:20



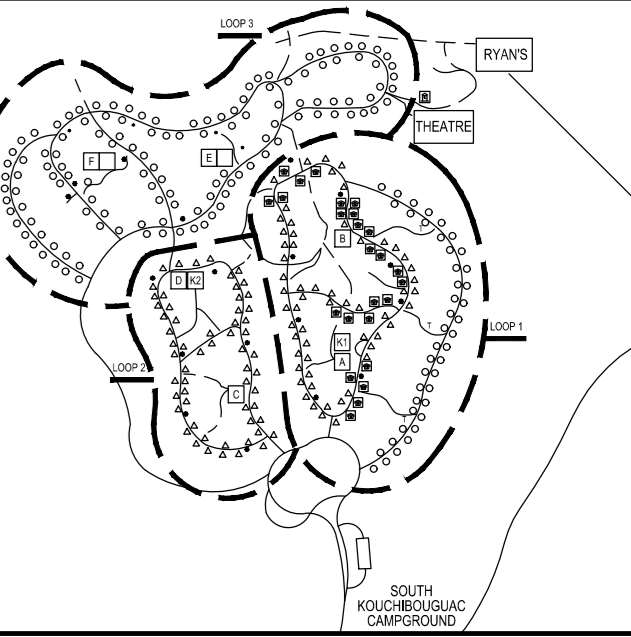
5 PORCH RAILING DETAIL  
SCALE : 1:5



6 RED CEDAR WASHING AREA SCREEN CLADDING DETAIL  
SCALE : 1:5



7 RED CEDAR SCREEN CLADDING DETAIL  
SCALE : 1:5



5	ISSUED FOR TENDER	01/31
4	ISSUED FOR BS8	12/21
3	ISSUED FOR BS4	11/15
2	ISSUED FOR BS3	09/25
1	ISSUED FOR BS2	08/09
revisors		date

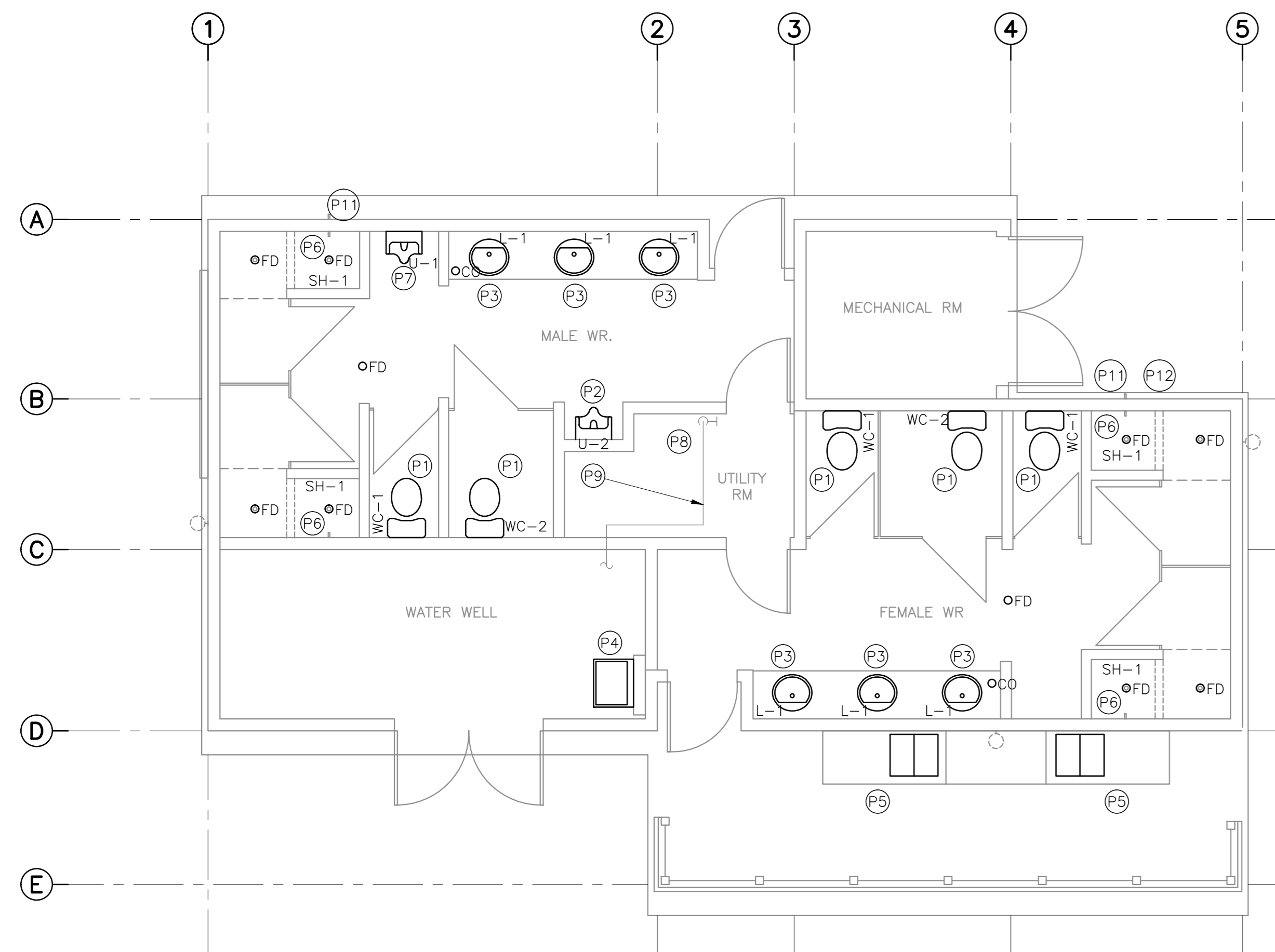
project  
**FACILITY REHABILITATION  
KOUCHIBOUGUAC  
NATIONAL PARK  
KOUCHIBOUGUAC  
NEW BRUNSWICK**

drawing  
**SERVICE BUILDINGS  
A,B,C,D  
SCREEN  
DETAILS**

designed Ekistics Planning & Design  
drawn  
date  
approved  
date  
Tender  
Project Manager  
project number  
drawing no.

1848-954  
A-602

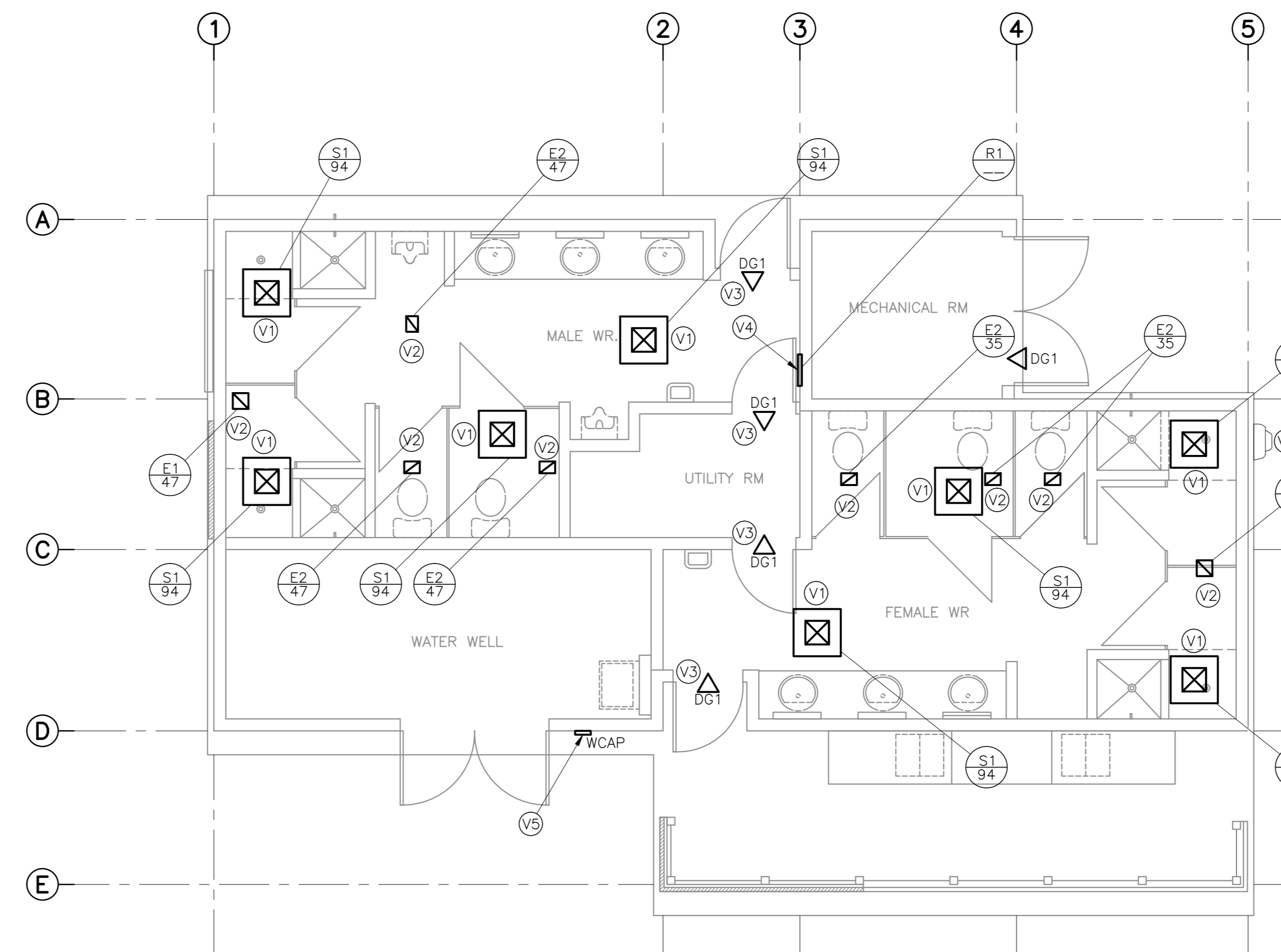




SERVICE BUILDING 'A' - DOMESTIC SERVICES

SCALE : 1:50  
0m 1m 2m 3m 4m 5m

- P1 REMOVE EXISTING WATER CLOSET AND REPLACE WITH NEW WATER CLOSET C/W SEAL, BRAIDED FLEXIBLE RISER AND STOPS.
- P2 REMOVE EXISTING FLOOR MOUNT URINAL AND REPLACE WITH NEW WALL MOUNT URINAL C/W FLUSH VALVE AND P-TRAP AND HANGER. EXTEND SANITARY PIPING FROM FLOOR LEVEL IN WALL TO NEW URINAL.
- P3 REMOVE EXISTING LAVATORY AND REPLACE WITH NEW LAVATORY C/W FAUCET, WASTE, P-TRAP, BRAIDED FLEXIBLE RISERS AND STOPS.
- P4 EXISTING FREESTANDING UTILITY SINK TO REMAIN.
- P5 REMOVE EXISTING FREE STANDING SCULLERY SINK AND EXPOSED SANITARY PIPING ON EXTERIOR WALL. RE-INSTATE EXISTING SCULLERY SINK AND FAUCET. PROVIDE NEW SANITARY PIPING AND P-TRAP, BRAIDED FLEXIBLE RISERS AND STOPS.
- P6 REMOVE EXISTING SHOWER TRIM AND REPLACE WITH NEW.
- P7 REMOVE EXISTING WALL MOUNT URINAL AND REPLACE WITH NEW WALL MOUNT URINAL C/W FLUSH VALVE AND P-TRAP.
- P8 REMOVE EXISTING THERMOSTATIC MIXING VALVE AND REPLACE WITH NEW THERMOSTATIC MIXING VALVE IN UTILITY ROOM.
- P9 INSULATE EXISTING EXPOSED NPS 3 PVC DOMESTIC COLD WATER PIPING IN UTILITY ROOM. CONFIRM ACTUAL PIPE SIZE ON SITE.
- P10 ALLOW FOR THE REPLACEMENT OF (2 - NPS 3) PLUMBING VENTS. NOT SHOWN THROUGH ROOF. CONFIRM SIZE OF PLUMBING VENT ON SITE. PROVIDE SUITABLE FLASHING FOR STANDING METAL SEAM ROOF OR ASPHALT SHINGLES. FINAL DECISION ON FLASHING TYPE TO BE DETERMINED ON SITE.
- P11 REMOVE EXISTING EXTERIOR WALL HYDRANT, 2 TOTAL, AND CAP PIPING INSIDE BUILDING.
- P12 REMOVE EXISTING CAPPED PIPE EXTENDING THROUGH EXTERIOR WALL. CAP PIPING INSIDE BUILDING.
- P13 REPLACE FLOOR DRAIN (FD) GRATES IN WASHROOMS. GRATE TO BE OF SAME MANUFACTURER AS EXISTING. CONFIRM QUANTITIES ON SITE.
- P14 REPLACE CLEAN-OUT (CO) PLUGS AND O-RINGS IN WASHROOMS. PLUG AND O-RING TO BE OF SAME MANUFACTURER AS EXISTING. CONFIRM QUANTITIES ON SITE.

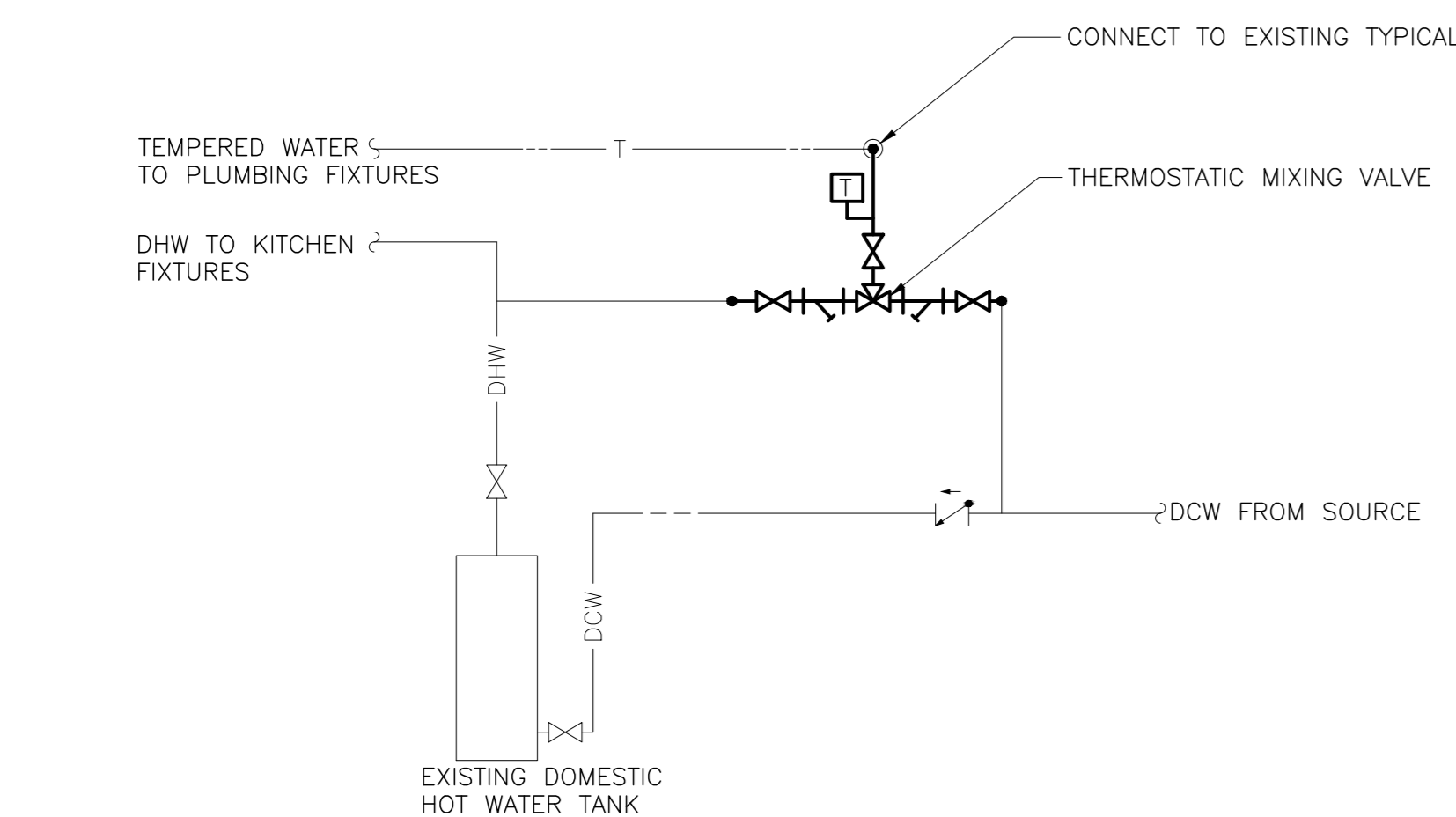


SERVICE BUILDING 'A' - VENTILATION

SCALE : 1:50  
0m 1m 2m 3m 4m 5m

1. CONFIRM EXACT SIZES FOR EXISTING GRILLES AND DIFFUSERS ON SITE PRIOR TO SHOP DRAWING SUBMISSION.
  2. RE-BALANCE AIR FLOW FROM EXISTING FURNACE EQUALLY AMONGST SUPPLY DIFFUSERS.
- V1 REMOVE EXISTING SUPPLY DIFFUSER AND REPLACE WITH NEW SUPPLY DIFFUSER. EXTEND DUCTWORK TO SUIT DIFFUSER LOCATION.
  - V2 REMOVE EXISTING EXHAUST GRILLE AND REPLACE WITH NEW EXHAUST GRILLE.
  - V3 NEW DOOR GRILLE. COORDINATE SIZE WITH FINAL DOOR SHOP DRAWING.
  - V4 REMOVE EXISTING RETURN GRILLE AND REPLACE WITH NEW RETURN GRILLE.
  - V5 REMOVE EXISTING WALL CAP AND REPLACE WITH NEW WALL CAP.
  - V6 EXISTING WALL MOUNTED EXHAUST FAN TO REMAIN.
  - V7 REMOVE COMBINATION FURNACE AND HOT WATER TANK CHIMNEY THROUGH ROOF. NOT SHOWN. INSTALL NEW CHIMNEY. EXTEND CHIMNEY MINIMUM 600mm ABOVE ROOF RIDGE LINE. ALLOW FOR 4M FOR OVERALL HEIGHT OF STACK. PROVIDE SUITABLE FLASHING FOR STANDING METAL SEAM ROOF OR ASPHALT SHINGLES. FLASHING TO BE PRODUCT FROM CHIMNEY MANUFACTURER. FINAL DECISION ON FLASHING TYPE TO BE DETERMINED ON SITE.

ITEM	PIPE CONNECTION				DESCRIPTION
	DCW	DHW	SANITARY	VENT	
WC-1	1/2	-	3	1 1/2	WATER CLOSET - FLOOR MOUNTED
WC-2	1/2	-	3	1 1/2	WATER CLOSET - FLOOR MOUNTED, BARRIER FREE
U-1	3/4	-	2	1 1/4	URINAL - WALL HUNG
U-2	3/4	-	2	1 1/4	URINAL - WALL HUNG - BARRIER FREE
L-1	1/2	1/2	1 1/4	1 1/4	LAVATORY - VANITY - BARRIER FREE
SH-1	-	-	-	-	EXISTING SHOWER - TRIM TO BE REPLACED



SERVICE BUILDING 'A' - TYPICAL PIPING DIAGRAM

VENTILATION LEGEND	SYMBOL
FRESH AIR \ SUPPLY AIR	⊠
EXHAUST AIR \ RETURN AIR	⊞
FRESH AIR	EA
SUPPLY AIR	RA
RETURN AIR	SA
EXHAUST AIR	FA
AIR FLOW (l/s)	→ XX
GRILLE/DIFFUSER	⊞ XXX

No.	DESCRIPTION	NECK DIA. (mm)	CEILING PANEL SIZE (mmXmm)	FACE SIZE (mmXmm)	FLOW RATE (l/s)	REMARKS
S1	SQUARE PLAQUE DIFFUSER	150#	600x600	300x300		c/w BALANCING DAMPER
E1	EGG CRATE FACE EXHAUST	-	-	200x200		c/w OPPOSED BLADE DAMPER
E2	EGG CRATE FACE EXHAUST	-	-	200x150		c/w OPPOSED BLADE DAMPER
R1	LOUVERED FACE RETURN	-	-	400x300		c/w BALANCING DAMPER
DG1	DOOR GRILLE	-	-	500x400		c/w BORDER BOTH SIDES

No.	SERVICES	OVERALL SIZE WIDTH x HEIGHT (mm)	VELOCITY (m/s)	REMARKS
WCAP	WATER WELL ROOM EXHAUST	150#	-	C/W BACK DRAFT DAMPER & SCREEN

NOTES:



revisions	date	project
1	RE-ISSUED FOR TENDER	FEB. 21 2018
0	ISSUED FOR TENDER	JAN. 31 2018

Facility Rehabilitation  
Kouchibouguac  
National Park  
Kouchibouguac,  
New Brunswick

SERVICE BUILDING A  
MECHANICAL SERVICES,  
DEMOLITION AND  
NEW CONDITIONS

designed	K.M.	conçu
date	FEBRUARY 21, 2018	
drawn	R.A.	dessiné
date	FEBRUARY 21, 2018	
approved	K.M.	approuvé
date	FEBRUARY 21, 2018	
Tender	Submission	
PM/SC Project Manager	Administrateur de projets TFGSC	
project number	no. du projet	
drawing no.	no. du dessin	



LUMINAIRE SCHEDULE				
TYPE	VOLTAGE	LAMP	DESCRIPTION	CATALOGUE NUMBER
A	120	LED 4000K 10W	100mm SQUARE RECESSED DOWNLIGHT SUITABLE FOR MOUNTING IN IMPERIAL T-BAR CEILING, GYPSUM BOARD OR LINEAR METAL CEILING, SEMI SPECULAR REFLECTOR, POLISHED INTEGRAL FLANGE, WIDE BEAM SPREAD, APPROXIMATELY 700 LUMENS	ACILITY CAT.# EVO SO 40/07 4AR LSS 120 OR APPROVED EQUAL
B	120	LED 4000K 42W	65x1220mm SUSPENDED STRIPLIGHT FIXTURE, FROSTED LENS, CHAIN SUSPEND TO 2750mm A.F.F. UNLESS OTHERWISE INDICATED, APPROXIMATELY 3900 LUMENS, WHITE FINISH	PHILIPS CAT.# LF4FR3940UDZT CHAIN HANGING KIT (AS REQUIRED); FKR-126 ACILITY CAT.# ZL2N L48 3000LM MDD MWOLT 40K 80CRI WH CHAIN HANGING KIT (AS REQUIRED); HC36 METALUX CAT.# 45NLED-LD4-34SL-LN-UNV-L840-CD1-U CHAIN HANGING KIT (AS REQUIRED); AYC-CHAIN/SET
C	120	LED 4000K 94W	1220mm WALL MOUNTED VANITY LIGHT, APPROXIMATELY 2600 LUMENS, WHITE FINISH	ALW CAT.# FB5MB 4' LOW 4000K Q/10V/ EXT/R 120 WH OR APPROVED EQUAL
D	120	LED 4000K 16W	1220mm RECESSED LINER LIGHT FIXTURE, FROSTED LENS, APPROXIMATELY 1500 LUMENS, WHITE FINISH	PHILIPS CAT.# 39COLAKLS34F71E ACILITY BRANDS CAT.# SL4L LOP 4FT FLP GB 80CRI 40K 400LMF 120 ZT AXIS LIGHTING CAT.# BRLED 400 80 40 FL 4 W 120 DP 1 D
E	120	LED 4000K 12W	150mm ROUND RECESSED SHOWER LIGHT, IP65 RATED, WHITE.	METALUX CAT.# EVO 40/10 6 DFR 120 OR APPROVED EQUAL
F	120	LED 4000K 18W	LOW PROFILE EXTERIOR WALL PACK, DIE-CAST ALUMINUM CONSTRUCTION, STAINLESS STEEL HARDWARE, BLACK FINISH, MATCH EXISTING FIXTURE MOUNTING HEIGHTS	EUREKA CAT.# 3456-BLKE OR APPROVED EQUAL
G	120	LED 4000K 6W	WALL MOUNTED EXTERIOR SIGN LIGHTING FIXTURE c/w 355mm MOUNTING ARM, ADJUSTABLE SIDE SWIVEL FOR FIXTURE AIMING, BLACK FINISH	COOPER CAT.# 922-6LED-40-12-BK-SA14 OR APPROVED EQUAL

DEMOLITION LEGEND	
SYMBOL	DESCRIPTION
'E'	INDICATES EXISTING TO REMAIN.
'D'	INDICATES EXISTING TO BE REMOVED BY THIS CONTRACTOR

LIGHTING LEGEND	
SYMBOL	DESCRIPTION
'S'	SINGLE POLE LINE VOLTAGE LIGHT SWITCH, 'S' INDICATES SWITCHING.
⌘	CEILING MOUNT OCCUPANCY SENSOR
A	1220mm SUSPENDED OR SURFACE MOUNTED LIGHT FIXTURE, 'A' INDICATES FIXTURE TYPE.
B	1220mm RECESSED LIGHT FIXTURE, 'B' INDICATES FIXTURE TYPE.
C	610mm WALL MOUNTED LIGHT FIXTURE, 'C' INDICATES FIXTURE TYPE.
D	RECESSED SQUARE POT LIGHT 'D' DENOTES FIXTURE TYPE.
E	RECESSED ROUND POT LIGHT 'E' DENOTES FIXTURE TYPE.
F	WALL MOUNTED LIGHT FIXTURE 'F' INDICATES FIXTURE TYPE.
G	EMERGENCY LIGHTING BATTERY UNIT, WALL MOUNTED, c/w BATTERY PACK, DUAL HEADS

OCCUPANCY SENSOR SCHEDULE		
TYPE	DESCRIPTION	CATALOGUE NUMBER
⌘	PIR/ULTRASONIC MULTI-TECHNOLOGY TYPE SENSOR, CEILING MOUNTED, 120V, WHITE, 360° FIELD OF VIEW, ADJUST SENSOR COVERAGE ON SITE TO HAVE 9.5m2 COVERAGE MAX (ULTRASONIC)	LEVITON CAT.# O3C10-MDW HUBBELL CAT.# OMNIDT2000BP1277 GREENGATE CAT.# OAC-DT-2000-MV

EMERGENCY FIXTURE SCHEDULE				
TYPE	VOLTAGE	LAMP	DESCRIPTION	CATALOGUE NUMBER
G	120	6W MR16 LED	STEEL BATTERY UNIT RATED FOR 72 WATTS FOR 30 MINUTES MOUNTED 2400mm A.F.F. UNLESS OTHERWISE NOTED, 120V SUPPLY VOLTAGE c/w CORD AND PLUG, NUMBER OF LAMPS AS SHOWN ON DRAWINGS. INSTALL SINGLE RECEPTACLE AT SAME HEIGHT ADJACENT TO BATTERY UNIT.	LUMACELL CAT.# R612C722LD10-ATN AMLITE CAT.# EBST12072/2MB6WLAWHT-ATD READY-LITE CAT.# LDXC1272ADN2LD10

POWER LEGEND	
SYMBOL	DESCRIPTION
⊖	15A, 120V SINGLE RECEPTACLE
⊖⊖	15A, 120V DUPLEX RECEPTACLE 'GFCI' - INDICATES GROUND FAULT CIRCUIT INTERRUPTER RECEPTACLE
⊖⊖	DUPLEX RECEPTACLE MOUNTED ABOVE COUNTER
⊖	120V DIRECT CONNECTION TO EQUIPMENT
■	LIGHTING/POWER PANEL

EXISTING PANEL #	LOCATION:	BUILDING A - UTILITY ROOM		INTERRUPTING RATING		10,000		AMPS						
		VOLTAGE	PANEL TYPE	MAINS	LUGS	AMPS	AMPS	AMPS	AMPS					
A	1φ, 3W	BKR TYPE	BOLT ON	BREAKER	AMPS									
		MOUNTING SURFACE		MCS	AMPS	BUS	100	AMPS						
DESIGNATION	LOAD (VA)		AWG	CCT #	BKR	A	B	BKR	CCT #	AWG	LOAD (VA)		DESIGNATION	
	A	B									A	B		
UNKNOWN				1A	15A				15A	2A			LIGHTING	
UNKNOWN				1B	15A				20A	2B			HAND DRYER-MALE WR.	
SMALL PUMP				3A	15A				20A	4A			HAND DRYER-FEMALE WR.	
WASHROOM RECEPTACLES				3B	15A				15A	4B			LIGHTING	
SEWAGE PUMP				5	30A				15A	6A			UNKNOWN	
SPACE				7					15A	6B			UNKNOWN	
RECEPTACLES				9A	15A				15A	8A			UNKNOWN	
WATER TREATMENT PUMP				9B	20A				15A	8B			UNKNOWN	
UNKNOWN				11A	20A					10			SPACE	
UNKNOWN				11B	15A					12			FURNACE	
NOTES:											LOAD WATTS		AMPS	
1. REMOVE EXISTING HANDLE TIE BETWEEN MINI BREAKERS.											PHASE A			
											PHASE B			
											PHASE C			
											TOTAL			

REVISED PANEL #	LOCATION:	BUILDING A - UTILITY ROOM		INTERRUPTING RATING		10,000		AMPS						
		VOLTAGE	PANEL TYPE	MAINS	LUGS	AMPS	AMPS	AMPS	AMPS					
A	1φ, 3W	BKR TYPE	BOLT ON	BREAKER	AMPS									
		MOUNTING SURFACE		MCS	AMPS	BUS	100	AMPS						
DESIGNATION	LOAD (VA)		AWG	CCT #	BKR	A	B	BKR	CCT #	AWG	LOAD (VA)		DESIGNATION	
	A	B									A	B		
UNKNOWN				1A	15A				15A	2A	<b>12</b>	<b>72</b>	EXTERIOR LIGHTING	
UNKNOWN				1B	15A				20A	2B	<b>12</b>	<b>600</b>	HAND DRYER-MALE WR.	
SMALL PUMP				3A	15A				20A	4A	<b>12</b>	<b>600</b>	HAND DRYER-FEMALE WR.	
RECEPTACLES-WASHROOMS		<b>600</b>	<b>12</b>	3B	15A				15A	4B	<b>12</b>	<b>54</b>	EXTERIOR LIGHTING-KITCHEN	
SEWAGE PUMP				5	30A				15A	6A			UNKNOWN	
SPACE				7					15A	6B			UNKNOWN	
RECEPTACLE-UTILITY RM.		<b>120</b>		9A	15A				15A	8A			UNKNOWN	
WATER TREATMENT PUMP				9B	20A				15A	8B			UNKNOWN	
UNKNOWN				11A	20A					10	<b>12</b>	<b>734</b>	INTERIOR LIGHTING	
UNKNOWN				11B	15A					12			FURNACE	
NOTES:											LOAD WATTS		AMPS	
											PHASE A		BOLD TEXT INDICATES NEW	
											PHASE B		FADED TEXT INDICATES EXISTING	
											PHASE C			
											TOTAL			

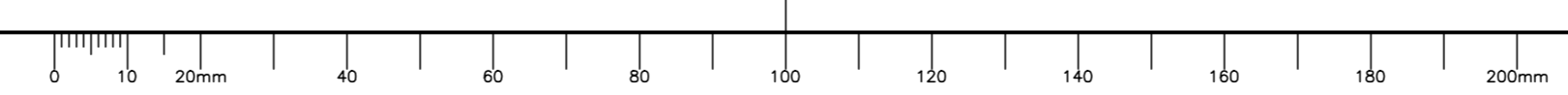


1	RE-ISSUED FOR TENDER	FEB 21 2018
0	ISSUED FOR TENDER	JAN 31 2018

Facility Rehabilitation  
Kouchibouguac  
National Park  
Kouchibouguac,  
New Brunswick

SERVICE BUILDING A  
LEGENDS, FIXTURE  
AND PANEL SCHEDULES

designed	J.N./M.P.	conçu
date	FEBRUARY 21, 2018	
drawn	J.N./M.P.	dessiné
date	FEBRUARY 21, 2018	
approved	Z.H.	approuvé
date	FEBRUARY 21, 2018	
Tender	Submission	
PM/CSG Project Manager	Administrateur de projets TFGSC	
project number	no. du projet	
drawing no.	no. du dessin	

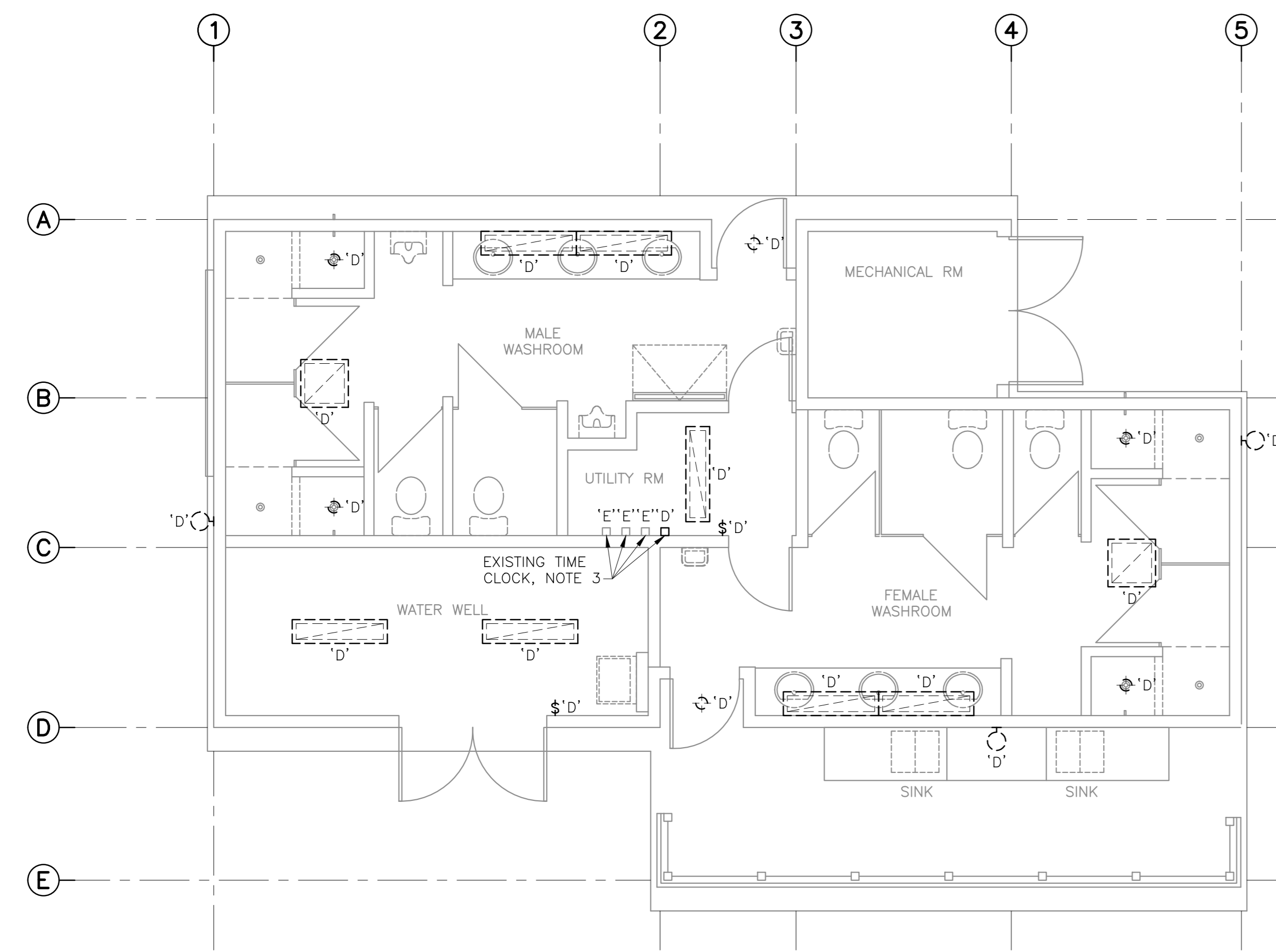




NOTES	
1	DEMOLITION DRAWINGS ARE BASED ON EXISTING AS-BUILT DRAWINGS AND INFORMATION COLLECTED ON SITE THROUGH VISUAL INSPECTIONS. NOT ALL EXISTING EQUIPMENT AND DEVICES MAY BE SHOWN AND LOCATIONS MAY VARY. CONFIRM EXISTING CONDITIONS PRIOR TO COMMENCING ANY WORK.
2	CONNECT RECEPTABLES FOR EMERGENCY LIGHTING BATTERY UNITS TO 120VAC UNSWITCHED CIRCUIT.
3	MAINTAIN EXISTING TIME CLOCK FOR FAN, EXTERIOR KITCHEN LIGHTING AND EXTERIOR LIGHTING. REMOVE TIME CLOCK CONTROLLING INTERIOR WASHROOM LIGHTING. INSTALL LAMICOID LABELS ON EXISTING TIME CLOCKS IDENTIFYING EQUIPMENT OR LIGHTING CONTROLLED.

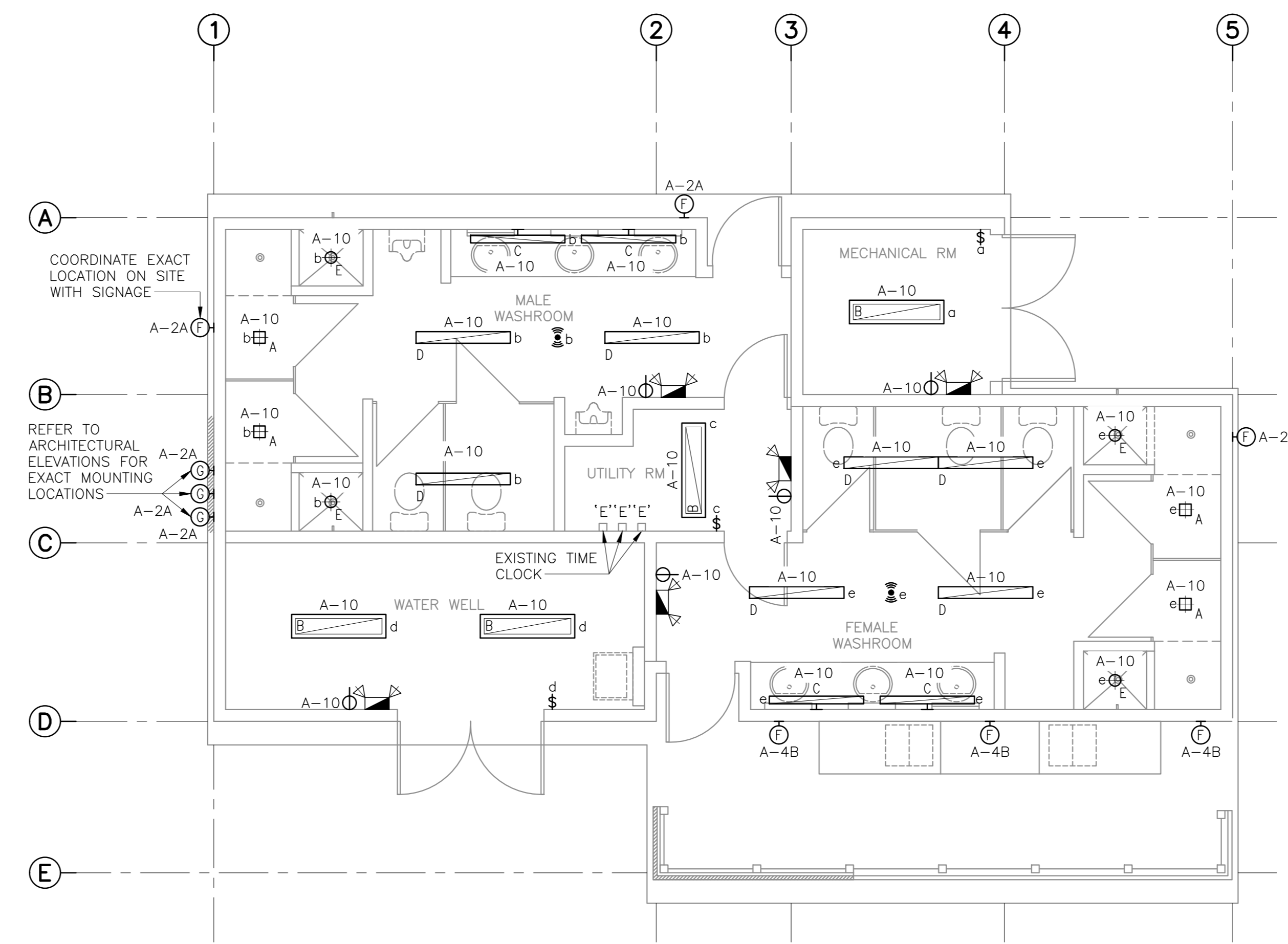
**EKISTICS PLANNING & DESIGN**  
 1 STARR LANE, DARTMOUTH  
 PH: (902)461-2529 FAX: (902)465-3131

**amec foster wheeler**  
 90 FRED AUSTIN BLVD  
 DARTMOUTH, NS  
 B3B 2-1  
 TEL: (902)465-4500



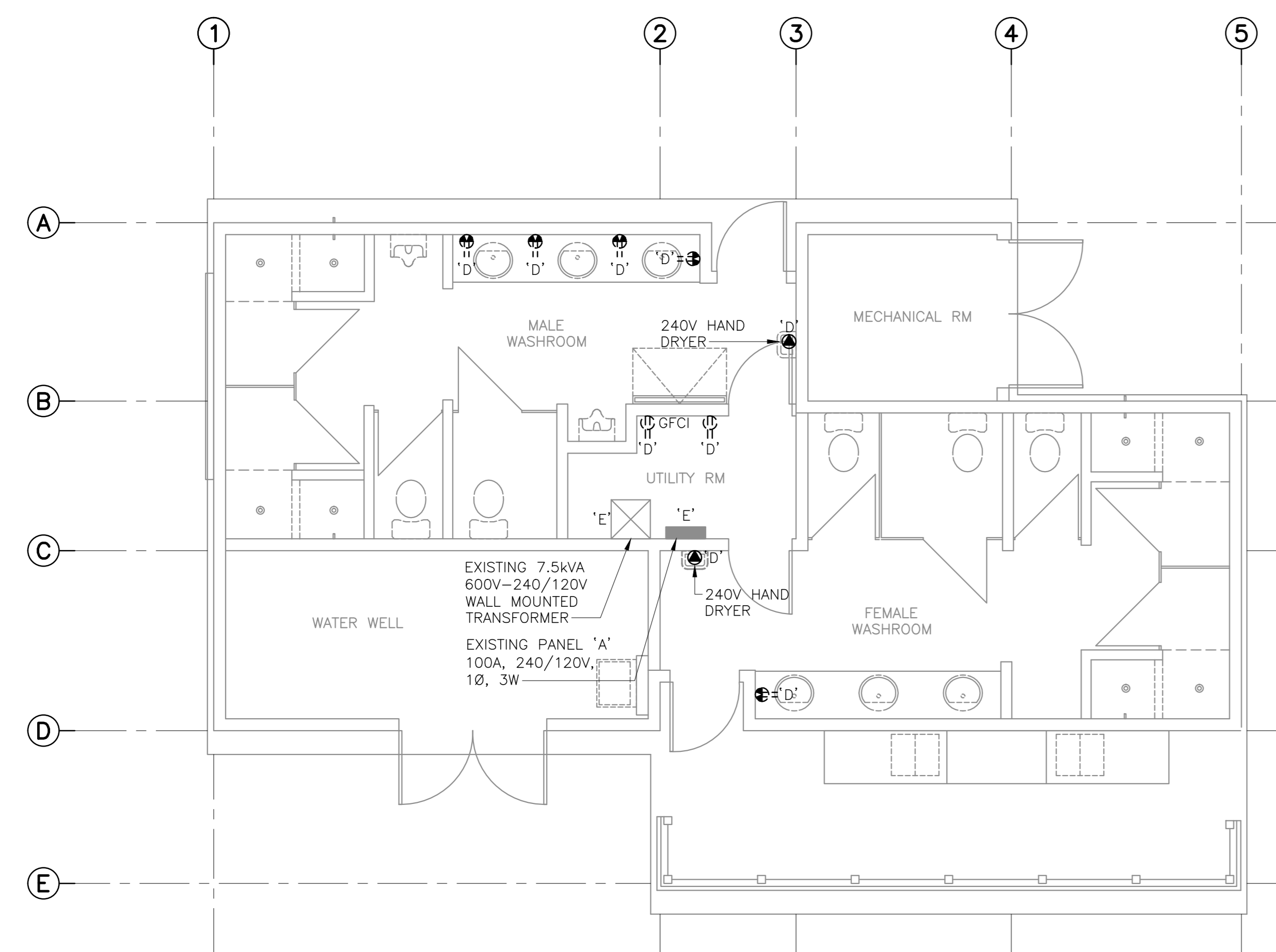
**WASHROOM A - DEMOLITION LIGHTING PLAN**

SCALE : 1:50  
 0m 1m 2m 3m 4m 5m



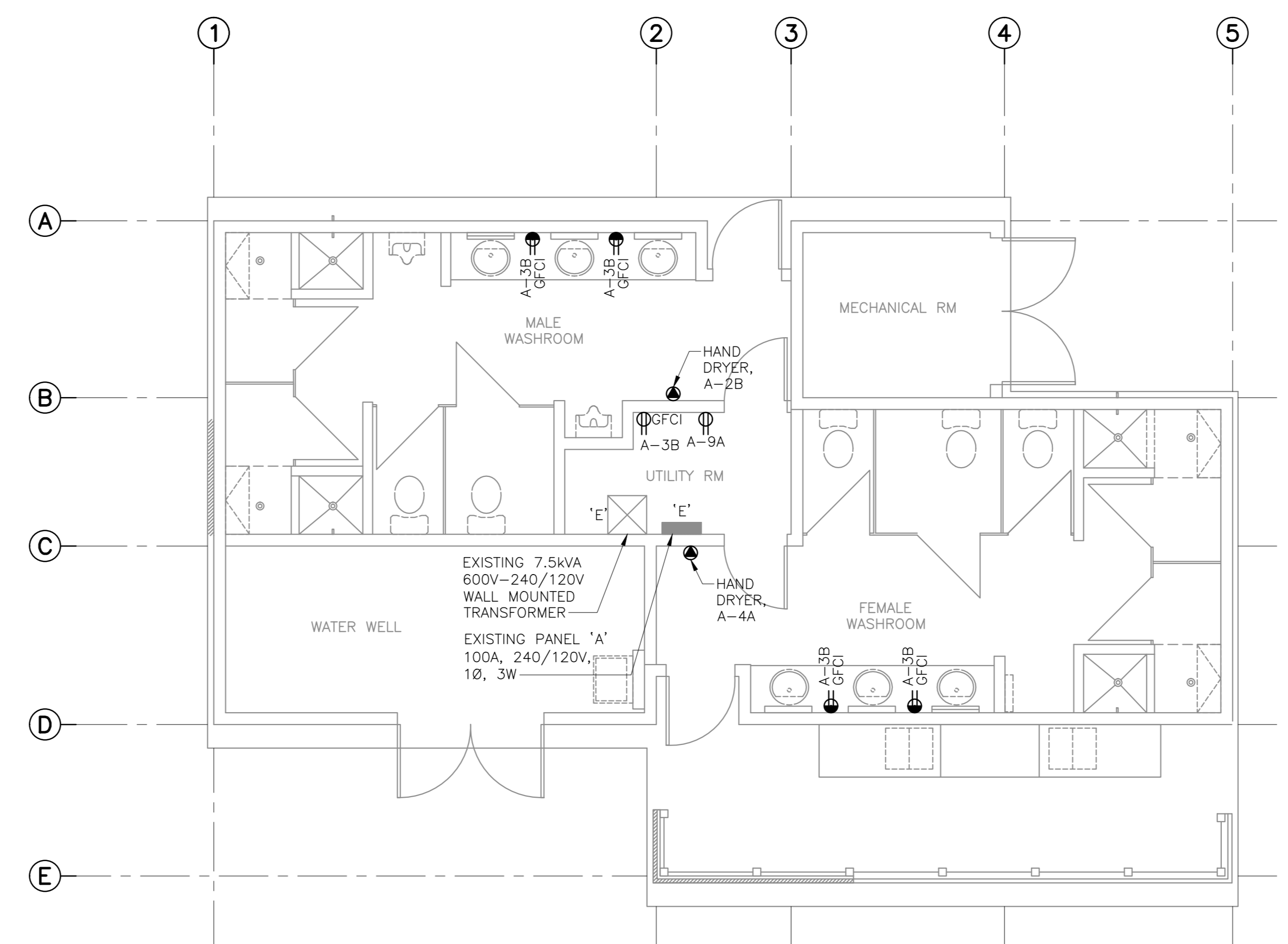
**WASHROOM A - REVISED LIGHTING PLAN**

SCALE : 1:50  
 0m 1m 2m 3m 4m 5m



**WASHROOM A - DEMOLITION POWER PLAN**

SCALE : 1:50  
 0m 1m 2m 3m 4m 5m



**WASHROOM A - REVISED POWER PLAN**

SCALE : 1:50  
 0m 1m 2m 3m 4m 5m



1	RE-ISSUED FOR TENDER	FEB. 21 2018
0	ISSUED FOR TENDER	JAN. 31 2018

revisions  
 project  
**Facility Rehabilitation  
 Kouchibouguac  
 National Park  
 Kouchibouguac,  
 New Brunswick**

**SERVICE BUILDING A  
 DEMOLITION, REVISED  
 LIGHTING AND POWER  
 PLANS**

designed J.N.	conçu
date FEBRUARY 21, 2018	
drawn J.N.	dessiné
date FEBRUARY 21, 2018	
approved Z.H.	approuvé
date FEBRUARY 21, 2018	
Tender	Submission
PM/OSC Project Manager	Administrateur de projets TPSC
project number	no. du projet
drawing no.	no. du dessin