

KOUCHIBOUGUAC NATIONAL PARK

SOUTH CAMPGROUND SERVICE BUILDING F



ARCHITECTURAL

A-101 DEMOLITION PLANS
A-102 PLANS, SCHEDULE, ASSEMBLIES
A-201 BUILDING ELEVATIONS
A-202 MALE WASHROOM
A-203 BARRIER FREE WASHROOM
A-204 FEMALE WASHROOM
A-501 MISCELLANEOUS DETAILS
A-601 WASHROOM MILLWORK
A-602 KITCHEN MILLWORK
A-603 SCREEN DETAILS

MECHANICAL:

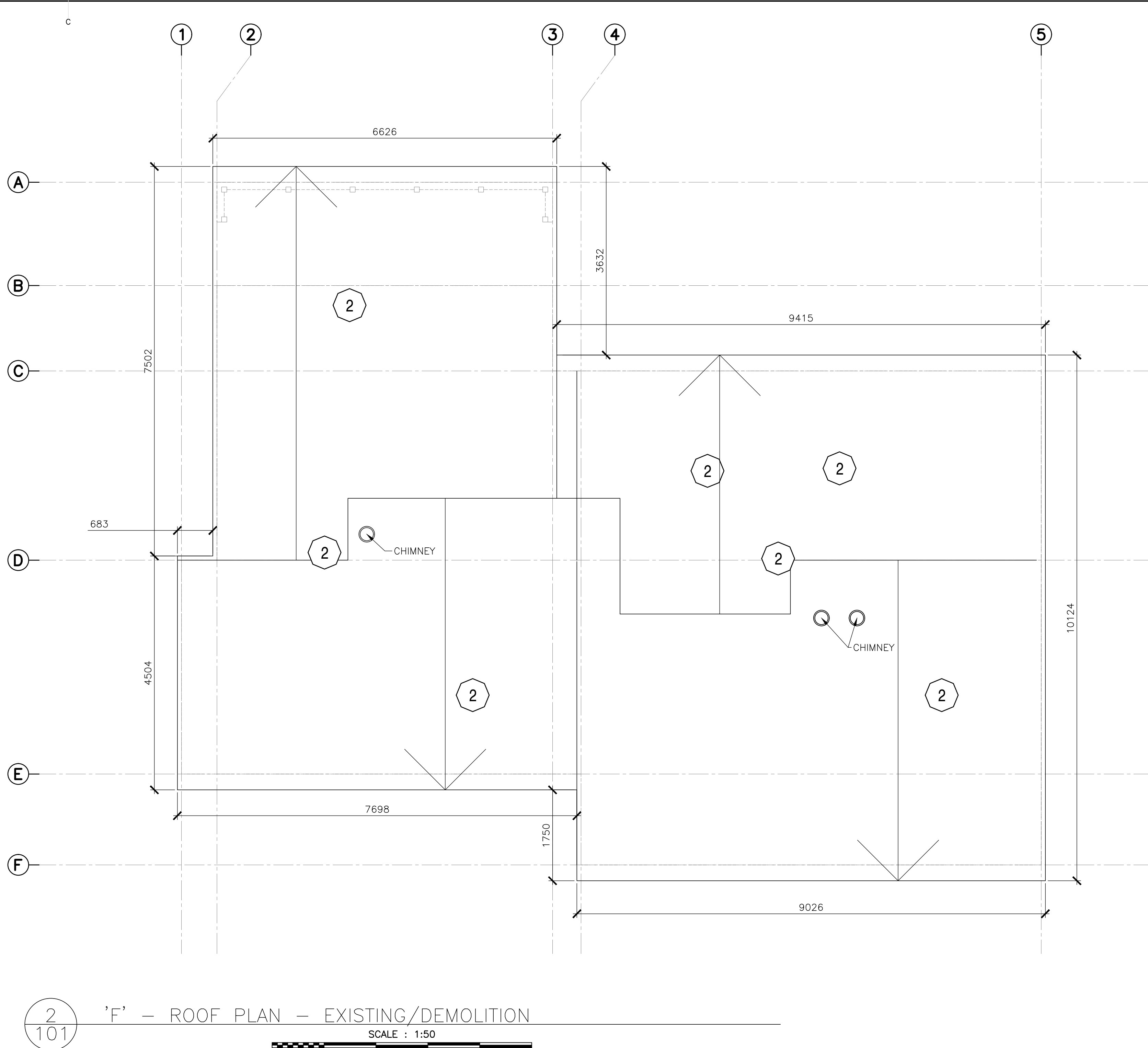
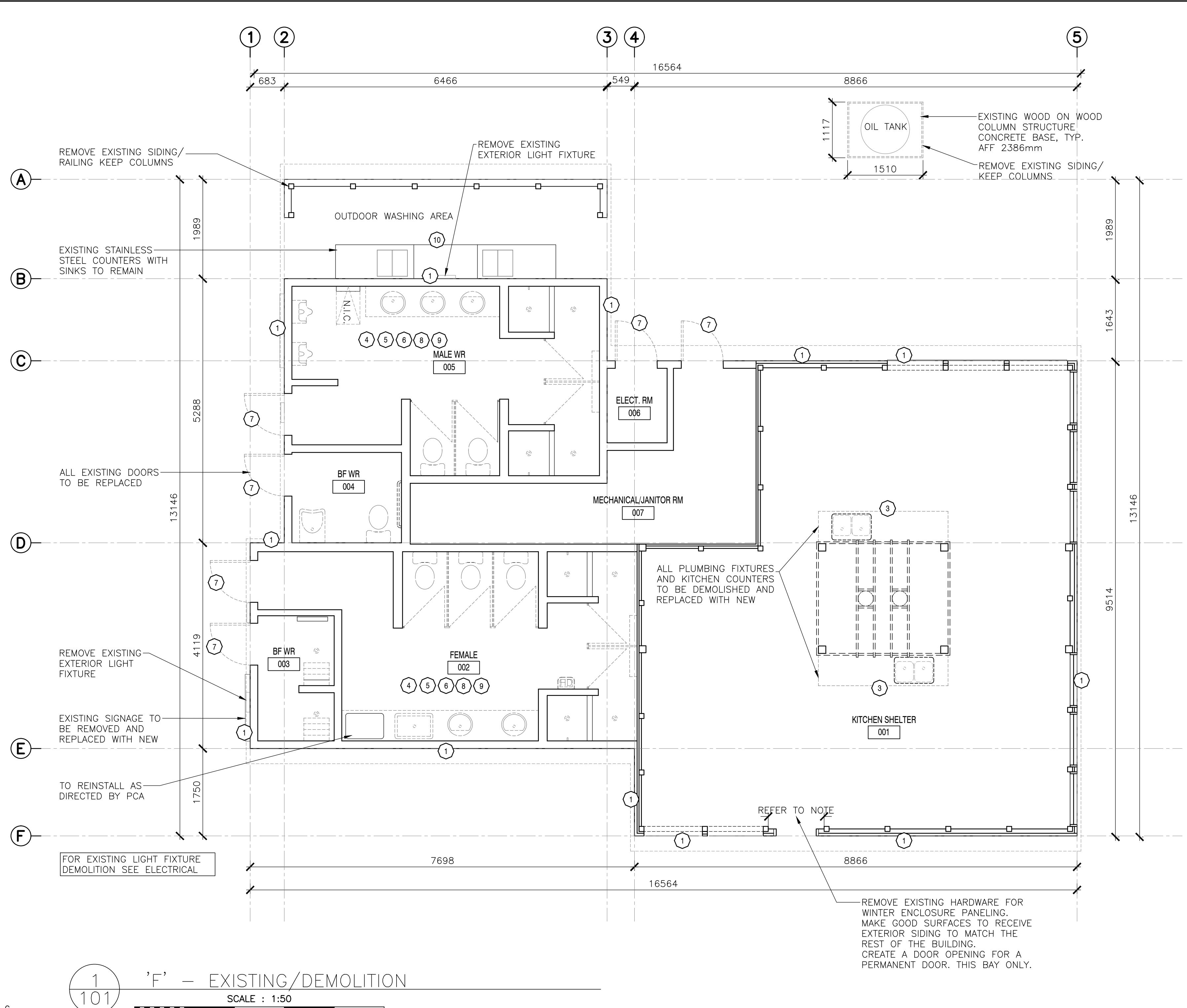
H-101 MECHANICAL SERVICES, DEMOLITION
AND NEW CONDITIONS

ELECTRICAL:

E-101 LEGENDS, FIXTURE AND PANEL SCHEDULES
E-102 DEMOLITION, REVISED LIGHTING AND POWER PLANS



ISSUED FOR TENDER
JANUARY 31, 2018



1 'F' - EXISTING/DEMOLITION
SCALE : 1:50

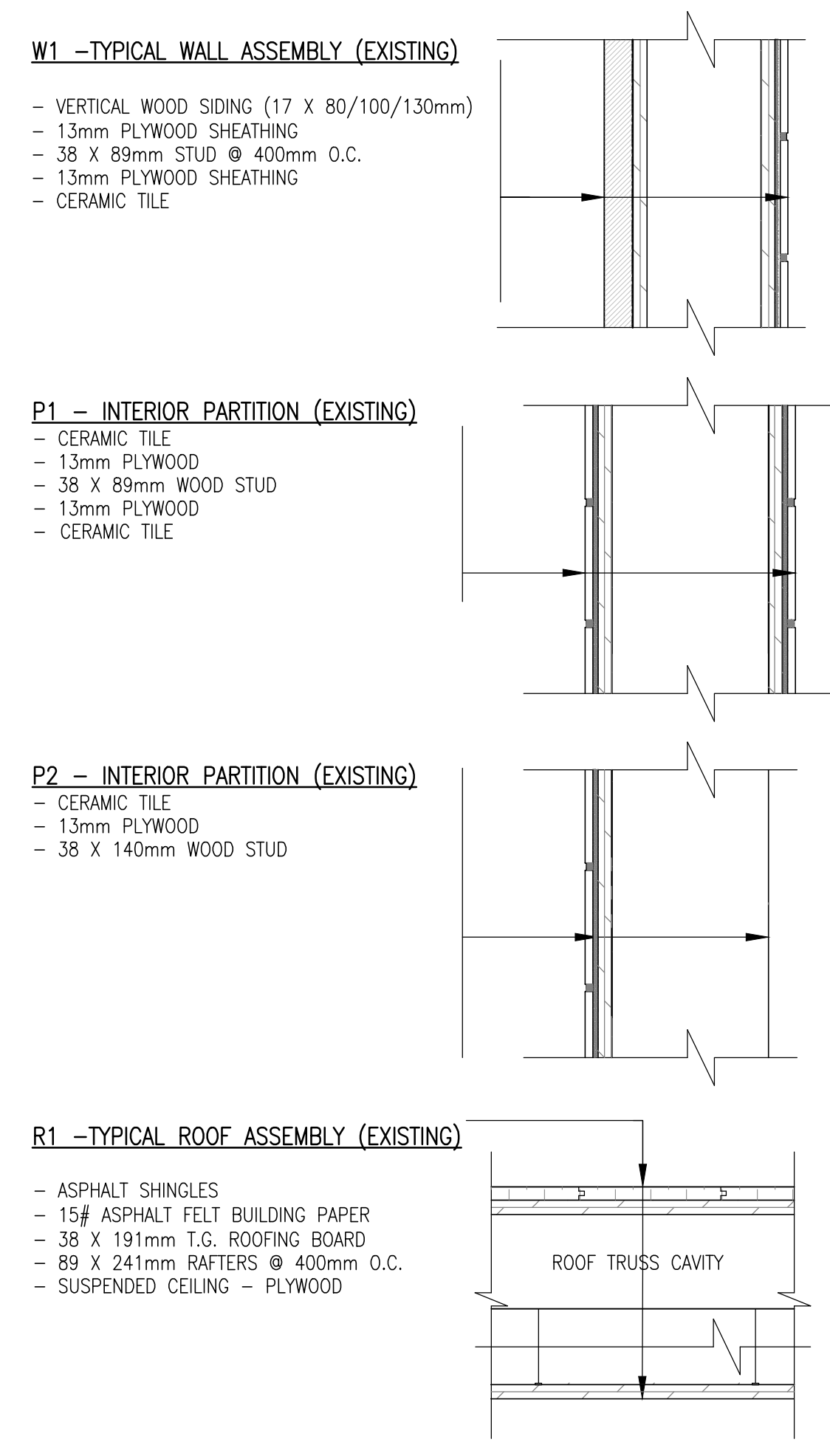
2 'F' - ROOF PLAN - EXISTING/DEMOLITION
SCALE : 1:50

DEMOLITION NOTES

SYMBOL	DESCRIPTION
1	CONTRACTOR TO REMOVE ALL EXISTING EXTERIOR CLADDING ASSEMBLY, INCLUDING STRAPPING, RIGID INSULATION AND BUILDING PAPER WHERE APPLICABLE. PREPARE FOR NEW ASSEMBLIES. EXTERIOR WALL SHEATHING TO BE ASSESSED FOR RECEIVING NEW SIDING. EXISTING FLASHING AND TRIMS TO BE REMOVED AND PREPARED TO RECEIVE NEW. ANY DAMAGED COMPONENTS OF THE EXISTING ASSEMBLY TO BE REPORTED TO PARKS CANADA REPRESENTATIVE. PREPARE SURFACES FOR NEW ASSEMBLY. REFER TO EXISTING AND NEW ASSEMBLIES.
2	CONTRACTOR TO DEMOLISH ALL EXISTING ROOF SHINGLES AND UNDERLAYMENT. PREPARE FOR NEW ASSEMBLIES. EXTERIOR ROOF SHEATHING TO BE ASSESSED FOR RECEIVING NEW ROOFING. ANY DAMAGE TO ROOF SHEATHING, ROOF / WALL TRANSITIONS AND ROOF SUB-STRUCTURE TO BE REPORTED TO PARKS CANADA REPRESENTATIVE. EXISTING FLASHING TO BE REMOVED. PREPARE SURFACES TO RECEIVE NEW FLASHING AT TRANSITIONS, ROOF PENETRATIONS AND WHERE REQUIRED, ROOF FASCIA BOARDS AND GUTTERS TO BE REMOVED AND REPLACED WHERE APPLICABLE. REFER TO EXISTING AND NEW ASSEMBLIES.
3	CONTRACTOR TO REMOVE EXISTING INTERIOR PARTITION WALL, AS INDICATED IN ARCHITECTURAL DRAWINGS. MAKE ALL WALL, CEILING, FLOOR SURFACES GOOD TO RECEIVE NEW FINISH. REFER TO ARCHITECTURAL DRAWINGS FOR PROPOSED FINISHES.
4	CONTRACTOR TO REMOVE EXISTING FLOORING AND PREPARE SLAB FOR NEW FLOOR FINISH. CONTRACTOR TO ADDRESS ANY DRAINAGE DAMAGE/ISSUES - (TO BE CONFIRMED WITH PARKS CANADA). REFER TO ARCHITECTURAL DRAWINGS FOR PROPOSED FINISHES.
5	CONTRACTOR TO REMOVE EXISTING INTERIOR WALL PANELING - FRP AND ANY DAMAGED PLYWOOD SUBSTRATE. REFER TO ARCHITECTURAL DRAWINGS FOR PROPOSED FINISHES.
6	CONTRACTOR TO REMOVE EXISTING CEILING ASSEMBLIES AND CEILING SUSPENSION SYSTEMS, INCLUDING AIR RETURNS AND LIGHT FIXTURES. REFER TO ARCHITECTURAL DRAWINGS FOR PROPOSED FINISHES. REFER TO MECHANICAL AND ELECTRICAL DRAWINGS FOR DEMO AND PROPOSED PLANS.
7	CONTRACTOR TO REMOVE EXISTING EXTERIOR AND INTERIOR DOORS. PREPARE OPENINGS TO RECEIVE NEW. REPLACE ANY DAMAGED FLASHING. REFER TO ARCHITECTURAL DRAWINGS FOR DOOR, HARDWARE AND FINISH SCHEDULE.
8	CONTRACTOR TO REMOVE ALL FIXTURES AND FINISHES FROM THE EXISTING WASHROOMS AND PREPARE FOR NEW FINISHES. REFER TO ARCHITECTURAL DRAWINGS AND FINISH SCHEDULES. REFER TO MECHANICAL DRAWING FOR FIXTURES DEMOLITION AND PROPOSED PLAN.
9	CONTRACTOR TO REMOVE ALL EXISTING WASHROOM ACCESSORIES AND PREPARE ALL SURFACES FOR NEW, INCLUDING EXISTING WASHROOM/SHOWER PARTITIONS. REFER TO ARCHITECTURAL DRAWINGS, FINISH SCHEDULES AND SPECIFICATIONS.
10	CONTRACTOR TO DISCONNECT OUTDOOR SINKS' PLUMBING AND RELOCATE EXISTING (N.I.C) STAINLESS STEEL OUTDOOR SINKS AND COUNTERS FOR THE DURATION OF THE CONSTRUCTION. COORDINATE TEMPORARY LOCATION WITH PARKS CANADA.
11	CONTRACTOR TO REMOVE ALL SIGNAGE AND REINSTALL AS DIRECTED BY PCA

NOTE: ALL DRAWINGS TO BE REFERENCED FOR SCOPE OF DEMOLITION AND PREPARATION FOR NEW ASSEMBLIES/FINISHES.

EXISTING WALL/ROOF ASSEMBLIES:

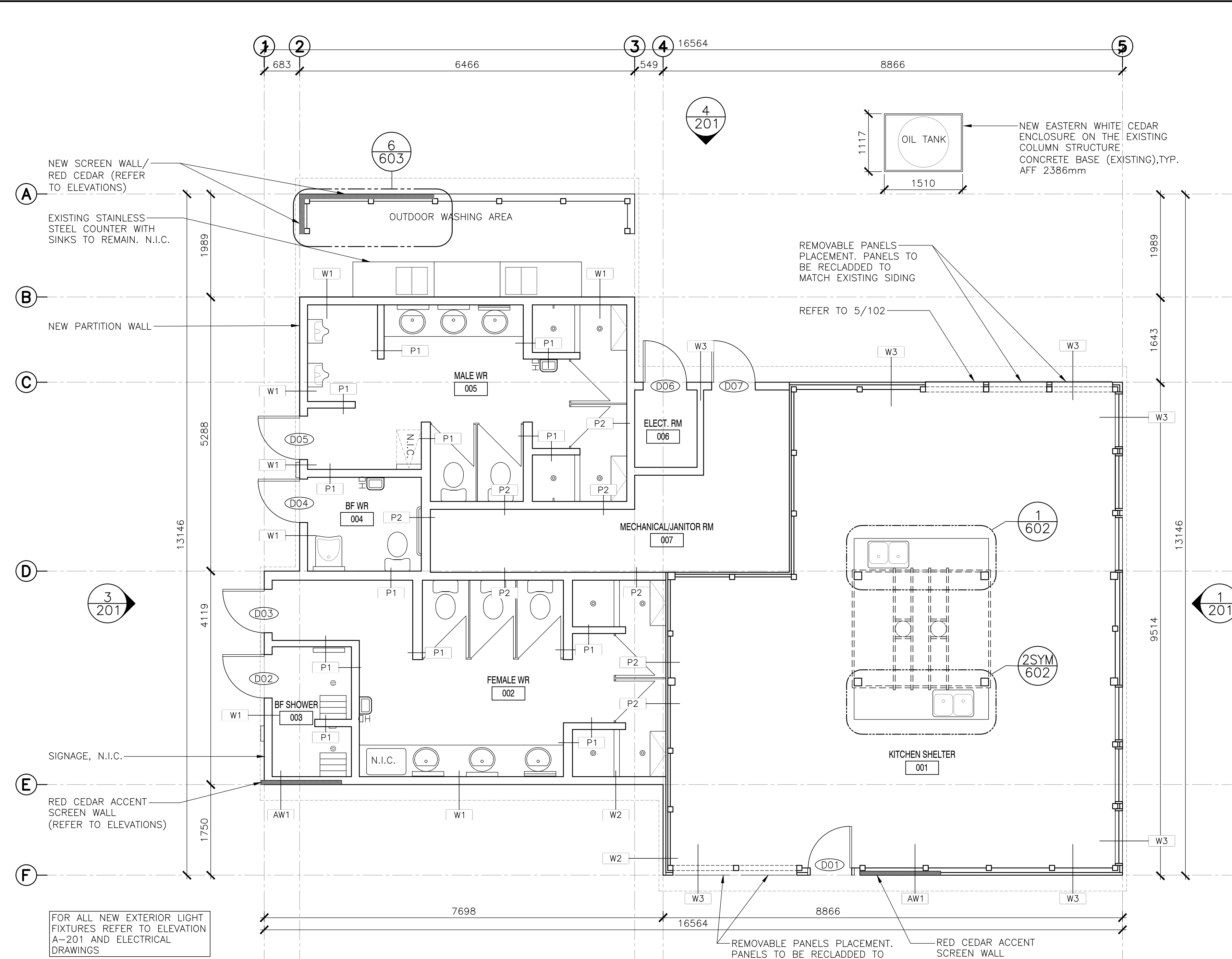


revisions	date	project
5	ISSUED FOR TENDER	01/31
4	ISSUED FOR BS8	12/21
3	ISSUED FOR BS4	11/15
2	ISSUED FOR BS3	09/25
1	ISSUED FOR BS2	08/09

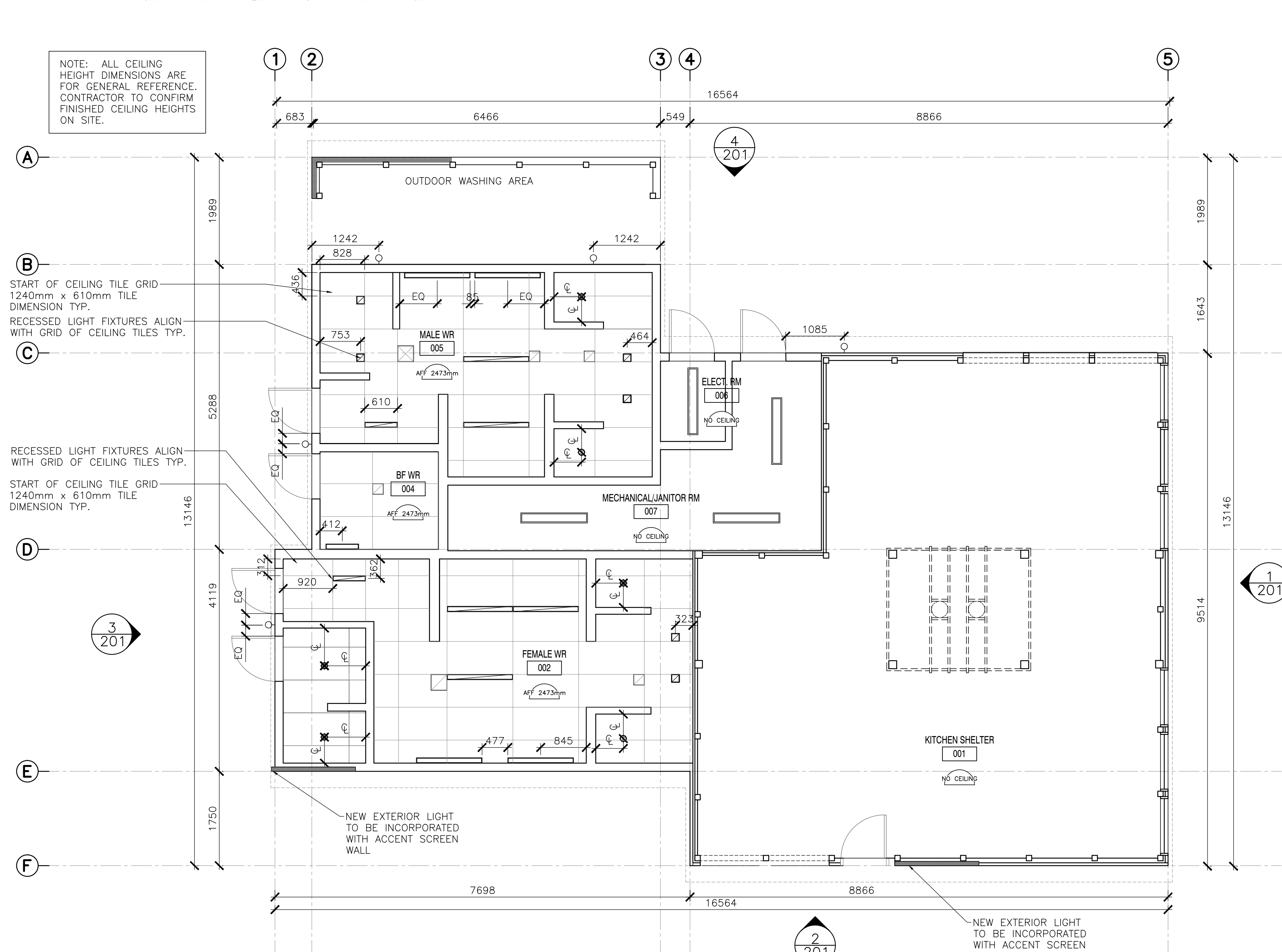
FACILITY REHABILITATION
KOUCHIBOUQUAC
NATIONAL PARK
KOUCHIBOUQUAC
NEW BRUNSWICK

SERVICE BUILDING 'F'
DEMOLITION PLANS

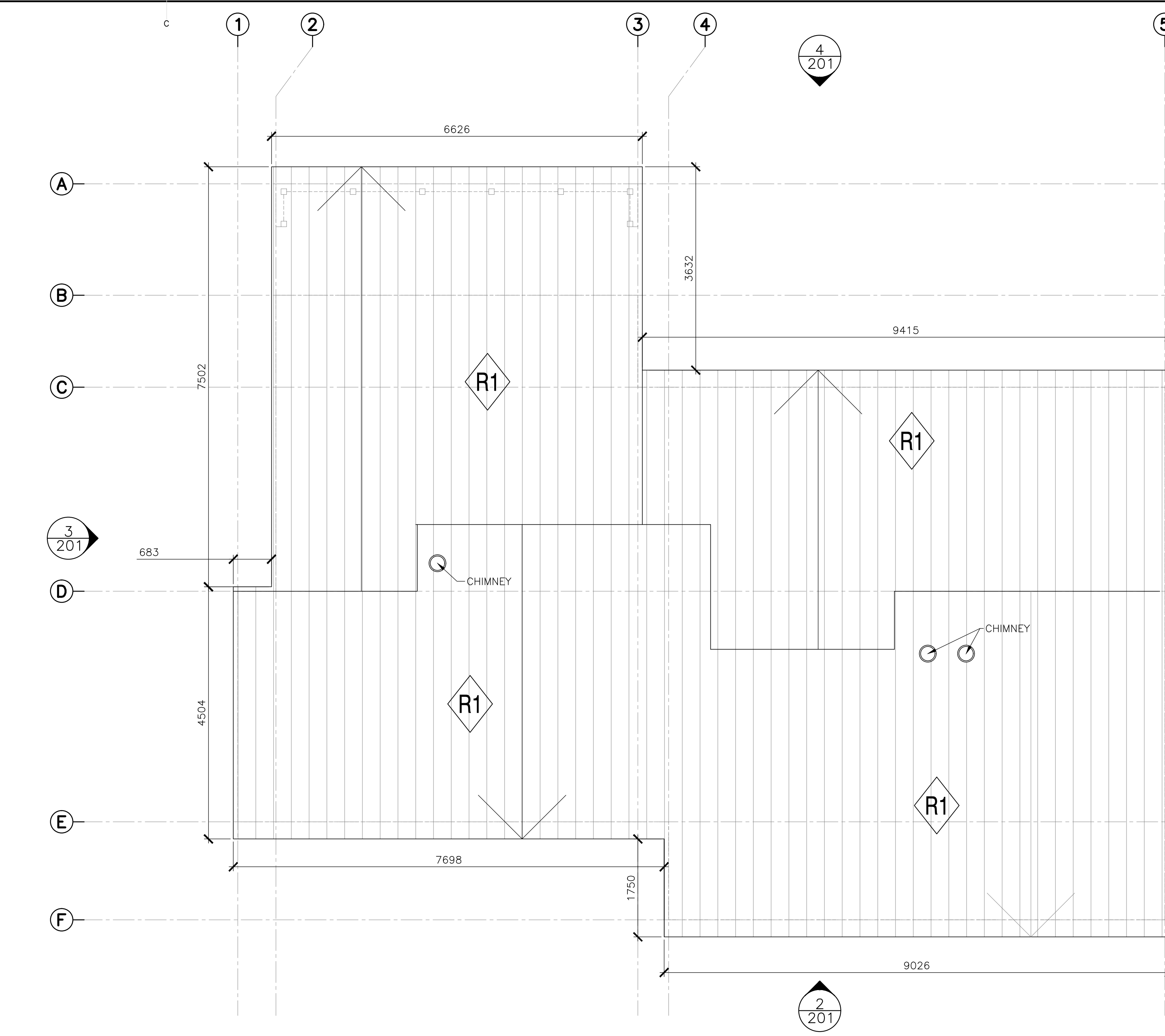
designed	concep
date	dessiné
drawn	dessiné
date	approuvé
approved	approuvé
date	Submission
Tender	Administrateur de projets TPSGC
PWSC Project Manager	Administrateur de projets TPSGC
project number	no. du projet
1848-954	
drawing no.	no. du dessin
A-101	



1 'F' - PROPOSED
SCALE: 1:150



3 'F' REFLECTED CEILING PLAN - PROPOSED
SCALE: 1:150

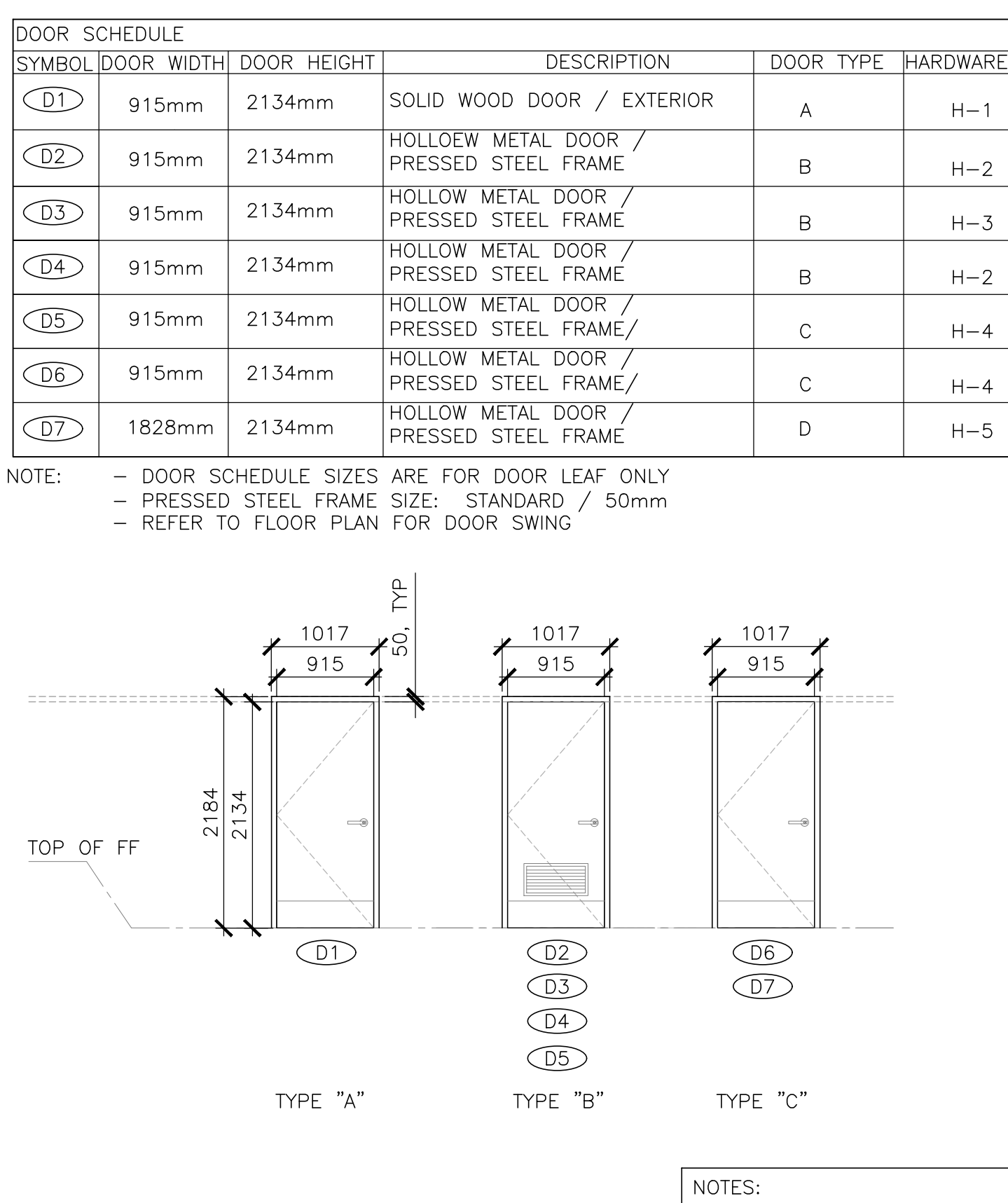


2 'F': ROOF PLAN - PROPOSED
SCALE: 1:50

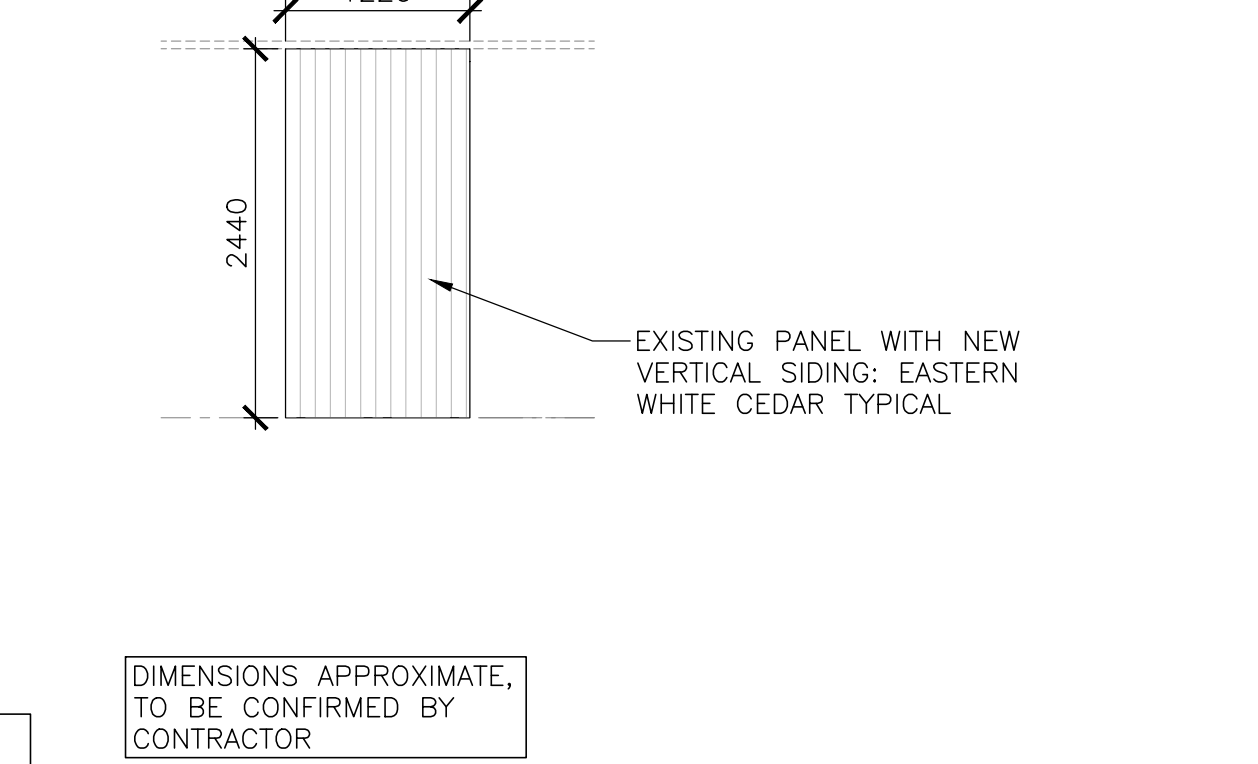
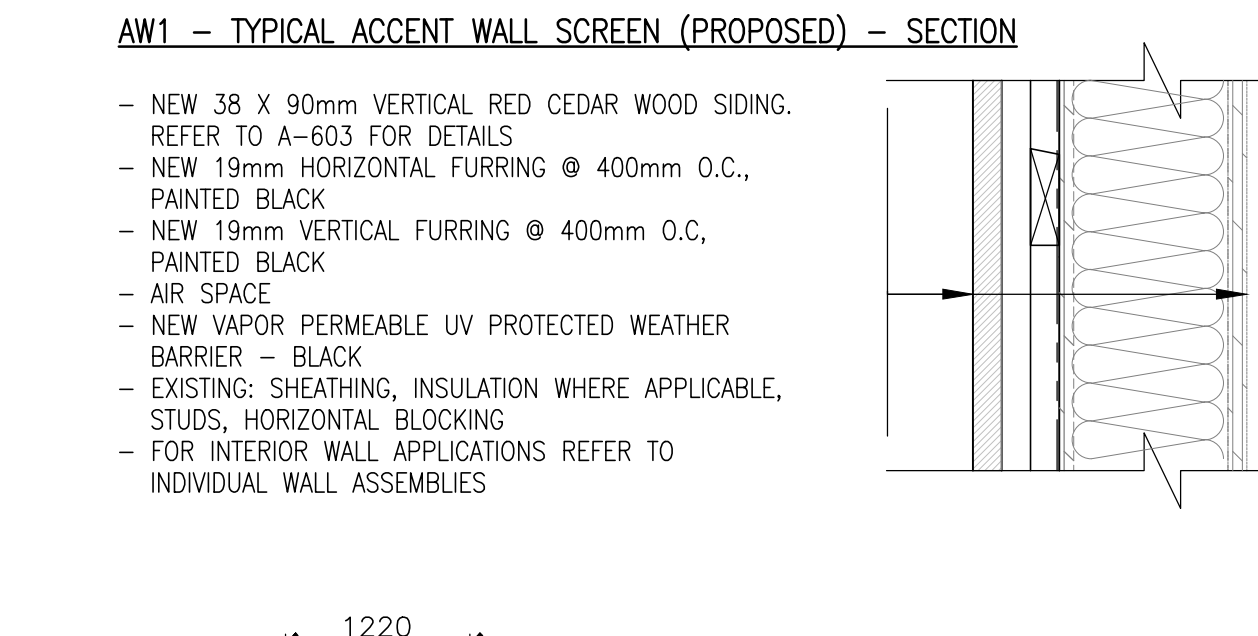
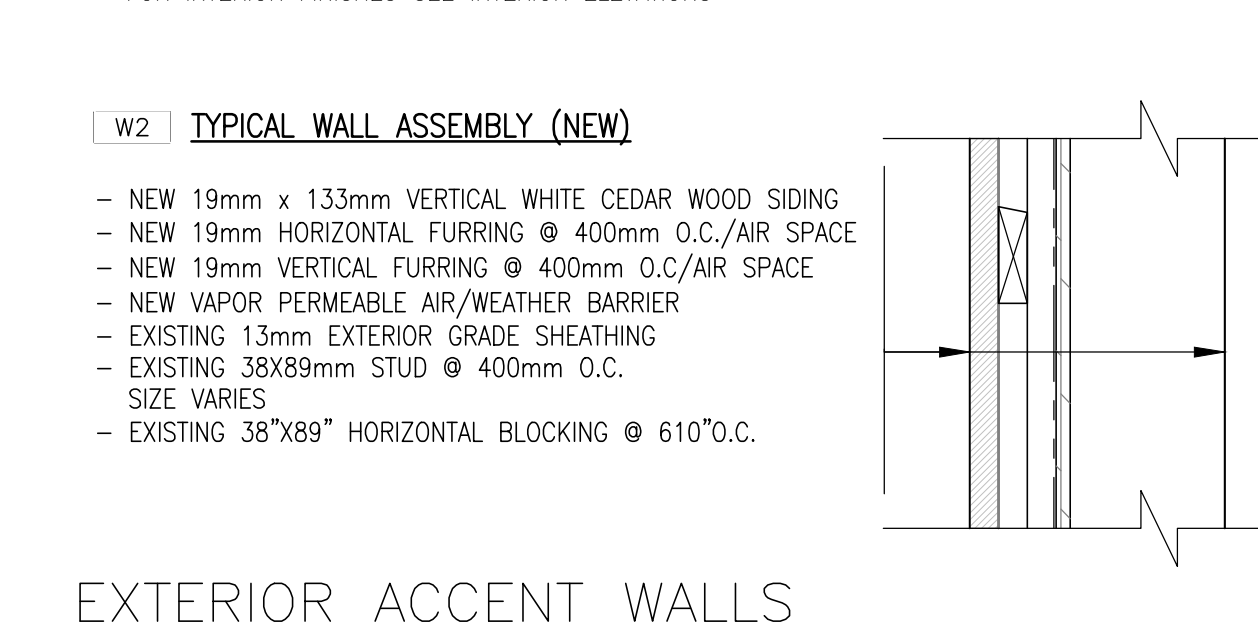
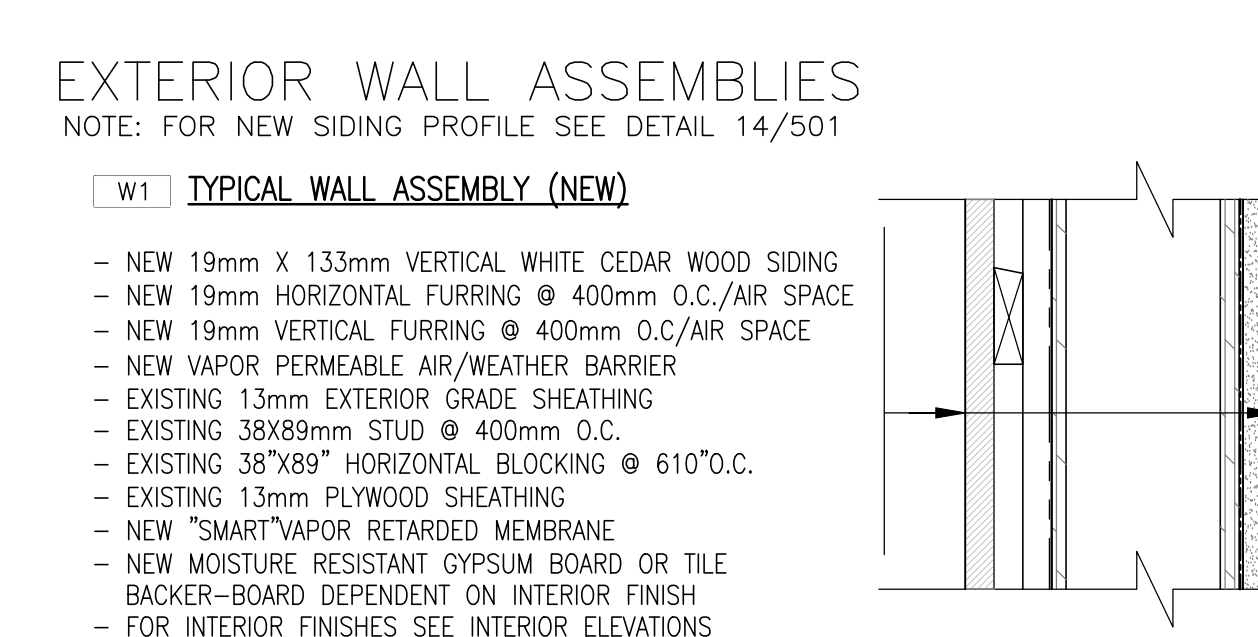
DOOR SCHEDULE

SYMBOL	DOOR WIDTH	DOOR HEIGHT	DESCRIPTION	DOOR TYPE	HARDWARE
(D1)	915mm	2134mm	SOLID WOOD DOOR / EXTERIOR	A	H-1
(D2)	915mm	2134mm	HOLLOW METAL DOOR / PRESSED STEEL FRAME	B	H-2
(D3)	915mm	2134mm	HOLLOW METAL DOOR / PRESSED STEEL FRAME	B	H-3
(D4)	915mm	2134mm	HOLLOW METAL DOOR / PRESSED STEEL FRAME	B	H-2
(D5)	915mm	2134mm	HOLLOW METAL DOOR / PRESSED STEEL FRAME	C	H-4
(D6)	915mm	2134mm	HOLLOW METAL DOOR / PRESSED STEEL FRAME	C	H-4
(D7)	1828mm	2134mm	HOLLOW METAL DOOR / PRESSED STEEL FRAME	D	H-5

NOTE: - DOOR SCHEDULE SIZES ARE FOR DOOR LEAF ONLY
- PRESSED STEEL FRAME SIZE: STANDARD / 50mm
- REFER TO FLOOR PLAN FOR DOOR SWING




4 DOOR SCHEDULE
SCALE: 1:50



5 REMOVABLE WINTER PANEL (TYP.)
SCALE: 1:50

- GENERAL NOTES:**
1. ALL DIMENSIONS TO BE VERIFIED BY CONTRACTOR
 2. ALL ROUGH OPENINGS TO BE CONFIRMED PRIOR TO ORDERING WINDOWS AND DOORS
 3. ALL CEILING HEIGHT DIMENSIONS ARE FOR GENERAL REFERENCE. CONTRACTOR TO CONFIRM FINISHED CEILING HEIGHTS ON SITE.
 4. ALL DRAWINGS TO BE REFERENCED FOR SCOPE OF DEMOLITION AND PREPARATION FOR NEW ASSEMBLIES/FINISHES
 5. WHERE SOFFIT FINISHES ARE TO BE REPLACED, PATCH, REPAIR, AND REPLACE FRAMING AS REQUIRED TO SUPPORT NEW FINISH.
 6. ANY REMOVAL, TEMPORARY RELOCATION AND REINSTALLATION OF THE EXISTING EQUIPMENT, FIXTURES, SIGNAGE, ETC., RELATED TO THE CONSTRUCTION AND FOR THE DURATION OF THE SAME TO BE DONE UNDER DIRECTIONS AND SUPERVISION OF PARKS CANADA REPRESENTATIVE.
 7. IF REQUIRED, RE-GRADE AROUND BUILDING PERIMETER TO ENSURE POSITIVE DRAINAGE AND MAINTAIN 203mm CLEARANCE FROM EXISTING SIDING TO GRADE. COORDINATE WITH PARKS CANADA.



EKISTICS PLANNING & DESIGN
1 STARR LANE, DARTMOUTH
PH: (902)461-2525 FAX: (902)465-3131



revisions	date	project
5	ISSUED FOR TENDER	01/31
4	ISSUED FOR B5B	12/21
3	ISSUED FOR B54	11/15
2	ISSUED FOR B53	09/25
1	ISSUED FOR B52	08/09

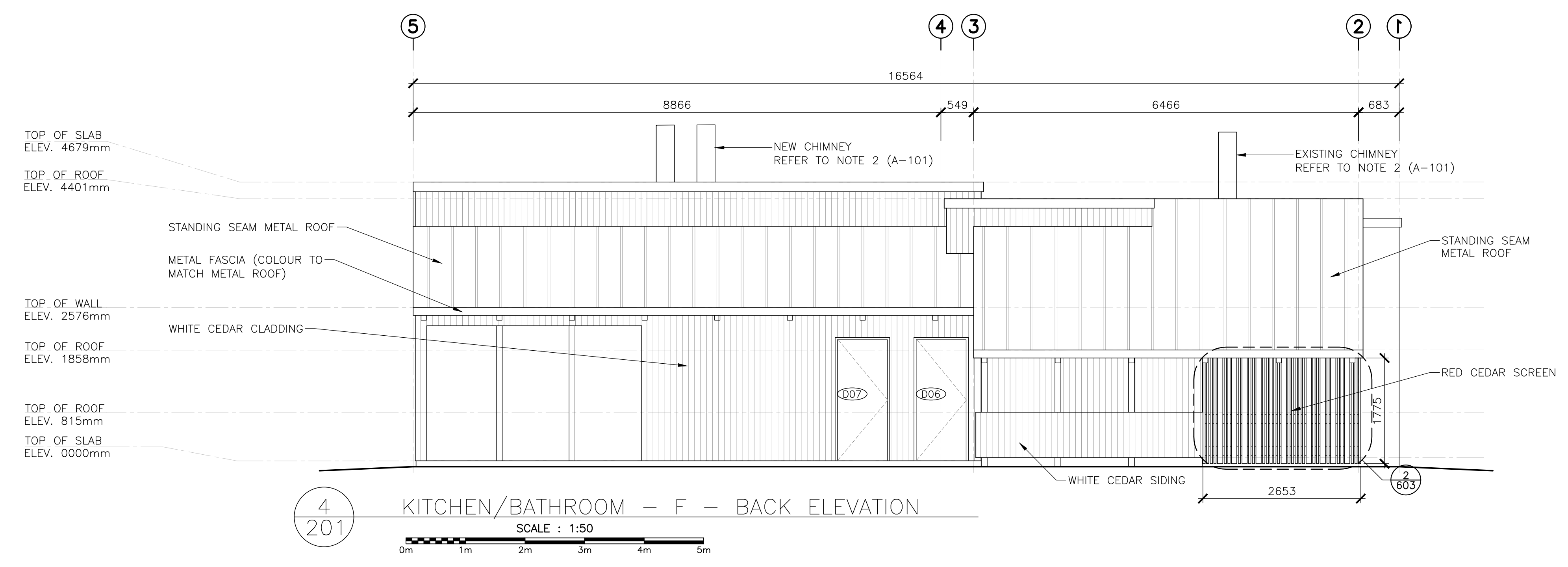
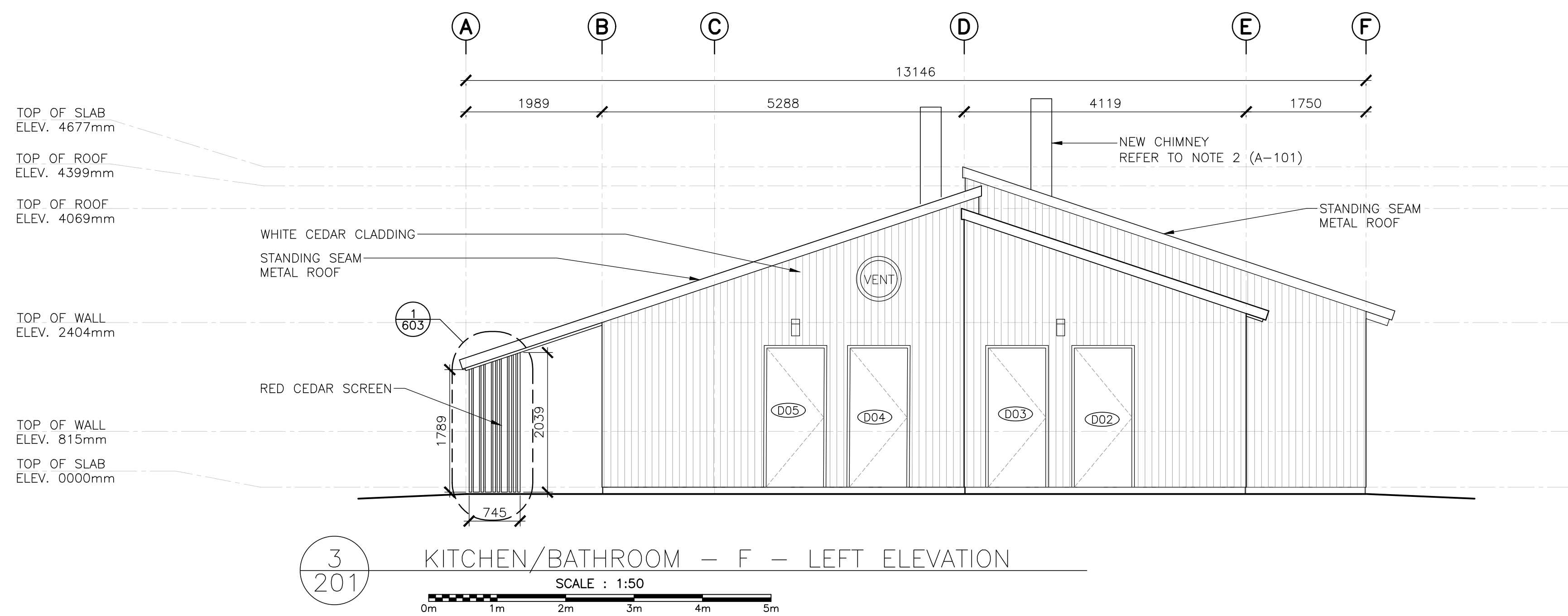
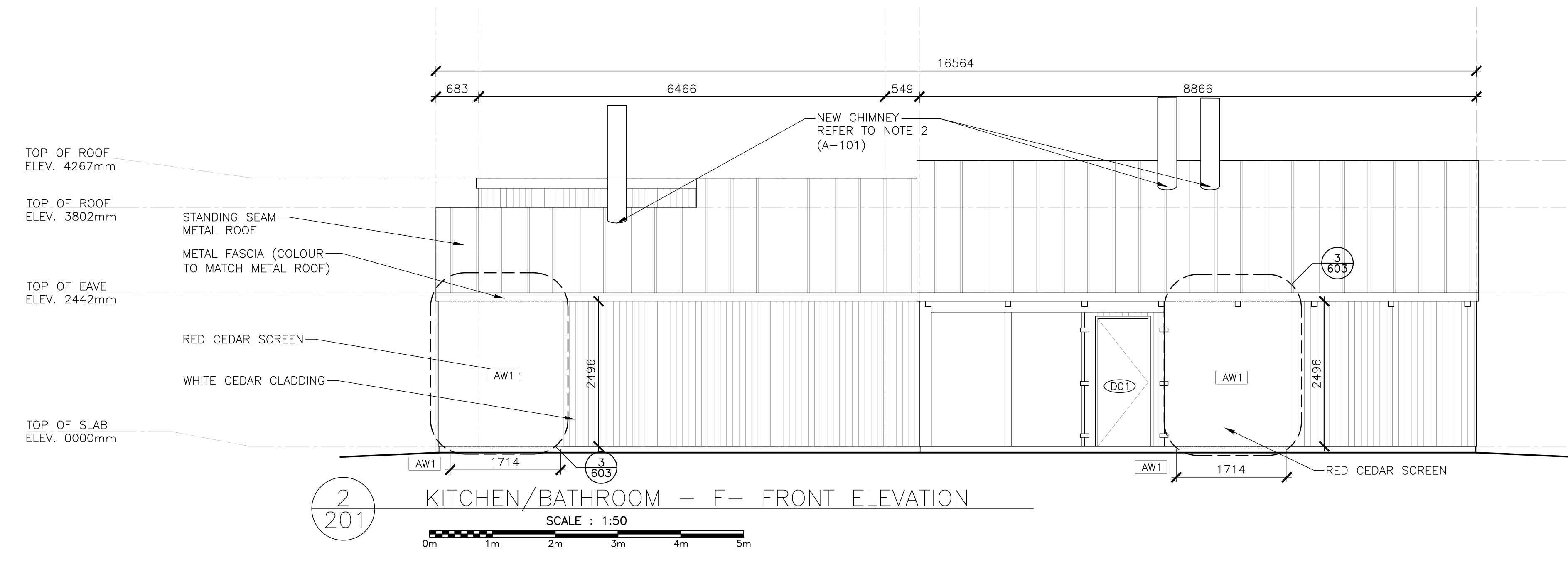
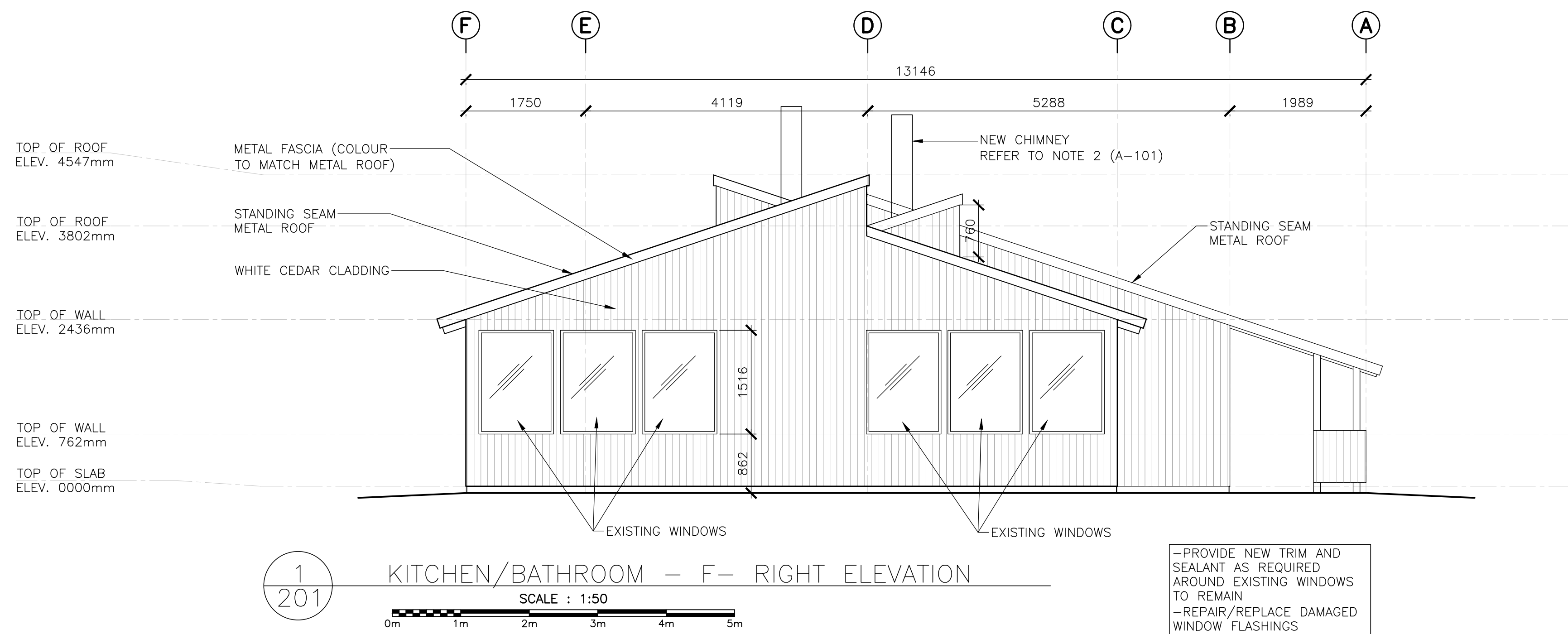
**FACILITY REHABILITATION
KOUCHIBOUQUAC
NATIONAL PARK
KOUCHIBOUQUAC
NEW BRUNSWICK**

**SERVICE BUILDING 'F'
PLANS,
SCHEDULES, ASSEMBLIES**

designed	concep
date	date
drawn	dessiné
date	date
approved	approuvé
date	date
Tender	Submission
FWGSC Project Manager	Administrateur de projets TPSCG
project number	no. du projet
1848-954	
drawing no.	no. du dessin
A-102	

*NOTE: REGRADE AROUND BUILDING PERIMETER TO ENSURE POSITIVE DRAINAGE AND MAINTAIN 8" CLEARANCE FROM EXT. SIDING TO GRADE

NOTE: ALL HEIGHT DIMENSIONS ARE FOR GENERAL REFERENCE. CONTRACTOR TO CONFIRM FINISHED CEILING HEIGHTS ON SITE.



5	ISSUED FOR TENDER	01/31
4	ISSUED FOR BS8	12/21
3	ISSUED FOR BS4	11/15
2	ISSUED FOR BS3	09/25
1	ISSUED FOR BS2	08/09

revisors

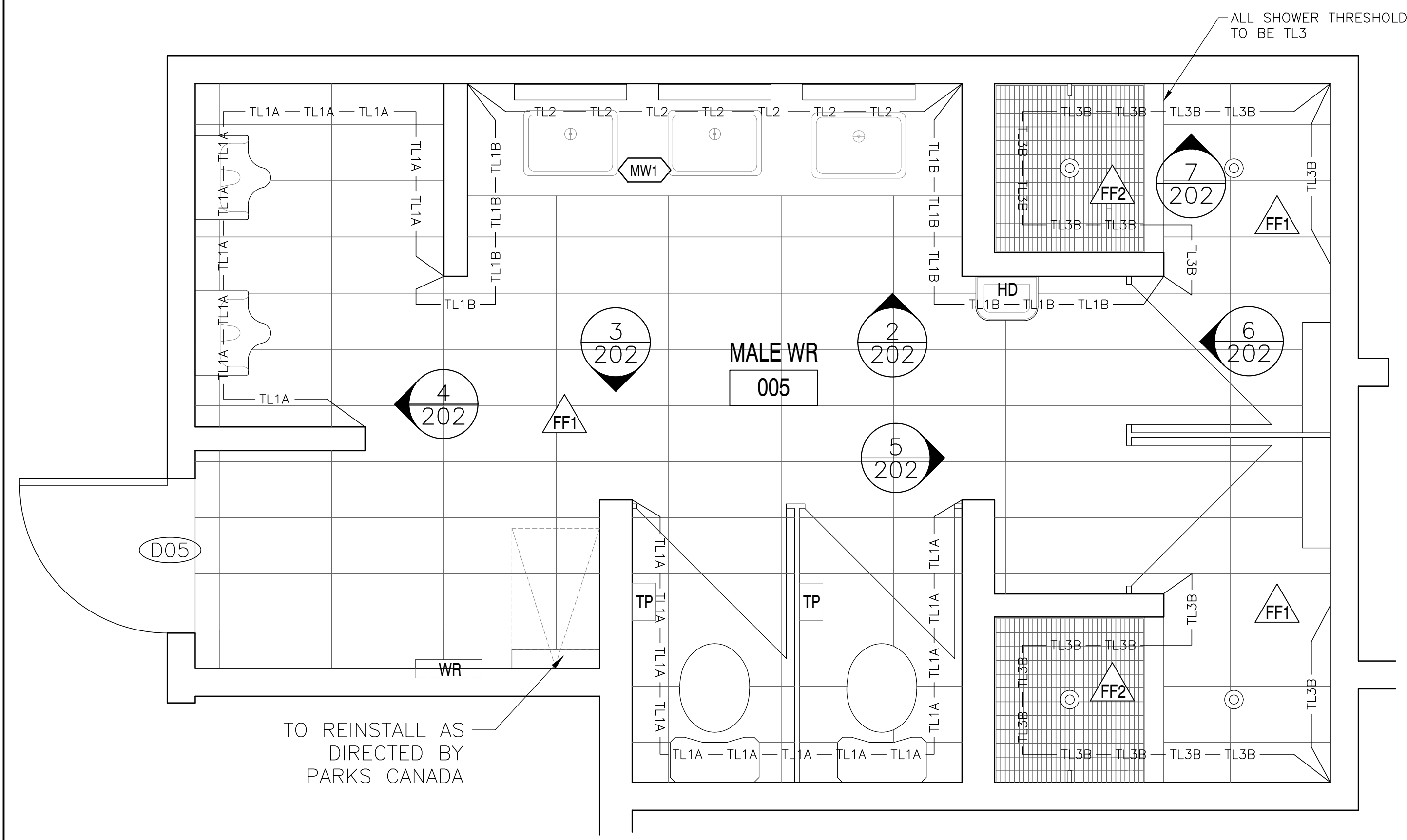
project

FACILITY REHABILITATION
KOUCHIBOUQUAC
NATIONAL PARK
KOUCHIBOUQUAC
NEW BRUNSWICK

drawing

SERVICE BUILDING 'F'
BUILDING ELEVATIONS

designed	conçu
date	
drawn	dessiné
date	
approved	approuvé
date	
Tender	Soumission
PWSC Project Manager	Administrateur de projets TPSC
project number	no. du projet
1848-954	
drawing no.	no. du dessin
A-201	



1
202 MALE WASHROOM — ENLARGED PLAN
SCALE : 1:20

NOTES:
1. ALL NEW FIXTURES AND EQUIPMENT
2. ALL CEILING HEIGHT DIMENSIONS ARE FOR GENERAL REFERENCE. CONTRACTOR TO CONFIRM FINISHED CEILING HEIGHTS ON SITE.

FIXTURES AND FINISHES GENERAL NOTES	
1.	ALL INTERIOR WALL FINISHES TO BE PT1 U.N.O.
2.	ALL TOILET AND SHOWER PARTITIONS TO BE HIGH PRESSURE LAMINATE SOLID CORE COLOUR, FLOOR MOUNTED. REFER TO SPECIFICATIONS.
3.	ALL BARRIER FREE TOILETS TO BE MOUNTED 460mm FROM WALL TO CENTERLINE OF FIXTURE. ALL OTHER TOILETS TO BE CENTERED ON STALL.
4.	ALL TILE TRANSITIONS TO HAVE STAINLESS STEEL STRIP — REFER TO SPECIFICATIONS.
5.	NO TILE TO RUN BEHIND MILLWORK. MILLWORK TO BE MOUNTED DIRECTLY TO DRYWALL, PROVIDE BLOCKING AS REQUIRED.
6.	ALL PT1 WALLS WITHOUT TILE TO RECEIVE 4" TL1 TILE BASE.
7.	ALL ACCESSORIES AND FIXTURES TO BE MOUNTED AT BARRIER FREE HEIGHTS U.N.O.
8.	REFER TO MECHANICAL DRAWINGS FOR ALL PLUMBING FIXTURES.

FIXTURES AND FINISHES KEY NOTES	
SYMBOL	DESCRIPTION
1	THIS TOILET STALL CONTAINS ALL BARRIER FREE FIXTURES. REFER TO SPECIFICATIONS.
2	THIS SHOWER STALL CONTAINS ALL BARRIER FREE FIXTURES. REFER TO SPECIFICATIONS.

SCHEDULE TAG NOTES:	
1.	WALL TAGS [W1] INDICATE ENTIRETY OF WALL TO BE RE-CLAD UNLESS NOTED OTHERWISE. SEE DRAWING A-301 FOR TYPICAL RE-CLADDING DETAILS.
2.	PAIN TAG [PT] INDICATES ALL ROOM WALLS AND CEILING TO BE PAINTED UNLESS NOTED OTHERWISE.
3.	WALL TILE TAG [TL] INDICATES WALLS TO BE TILED. SEE DETAILED PLANS AND INTERIOR ELEVATIONS FOR EXACT PLACEMENT AND HEIGHTS.
4.	FLOOR FINISH TAG [FF] INDICATES FLOOR FINISH. FOR DETAILS AND ORIENTATION OF FLOOR PATTERN, REFER TO DETAILED PLAN DRAWINGS.

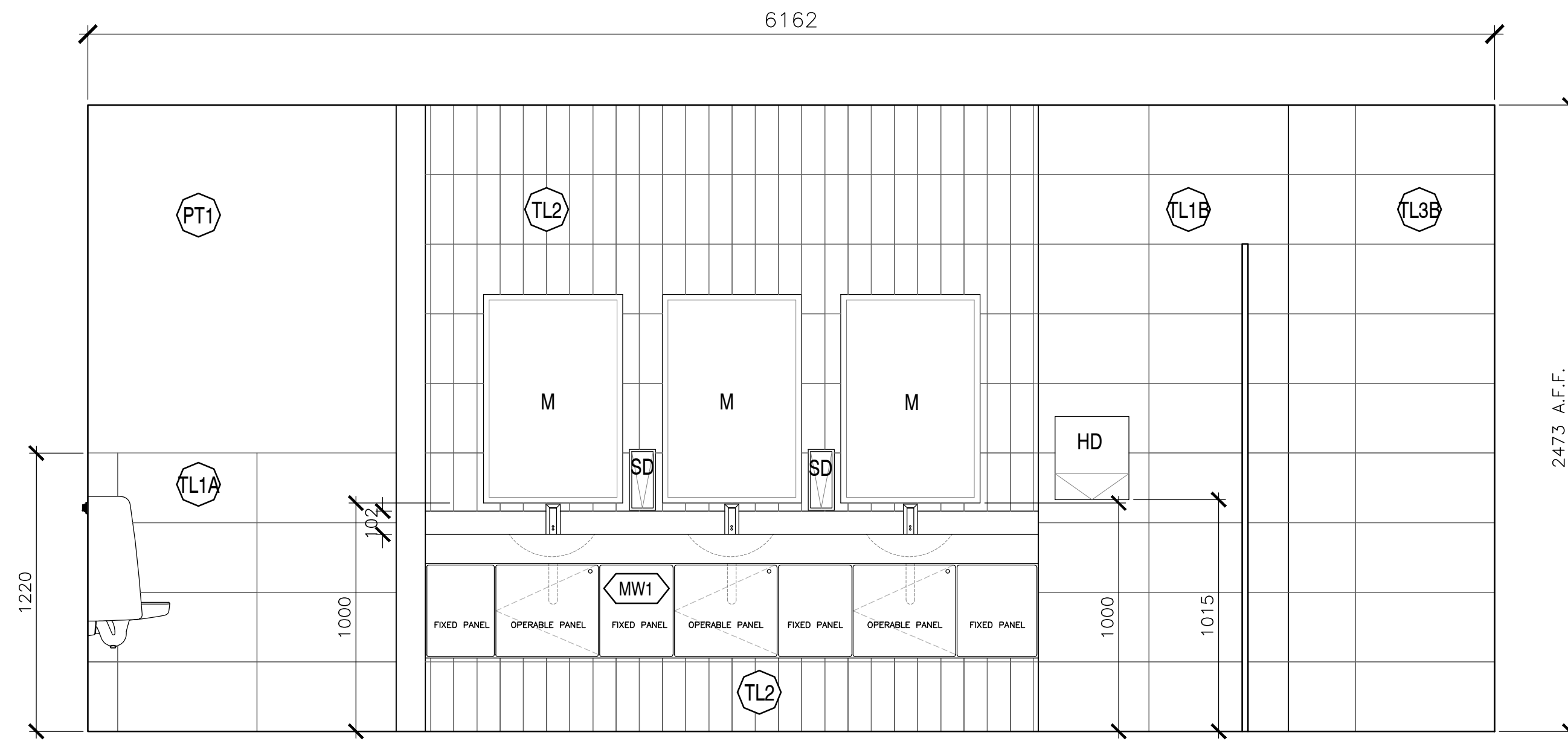
FLOOR FINISH TILE	
SYMBOL	DESCRIPTION
FF1	WALL TILE/FLOOR TILE MANUFACTURER: CIOT COLLECTION: CONCRETE PROJECT COLOUR: 'N' SIZE: 30cm X 60cm INSTALLATION: HORIZONTAL STACK BOND GROUT: FLEXTILE, CHARCOAL *685 585, 3mm UNSANDED.
FF2	FLOOR TILE MANUFACTURER: OLYMPIA COLLECTION: UNICOLOUR MOSAIC COLOUR: EXTRA WHITE MATTE SIZE: 27.7cm X 29.2cm INSTALLATION: HORIZONTAL STACK BOND GROUT: FLEXTILE, SNOWWHITE *651 551, 3mm UNSANDED.

PAINT FINISH SCHEDULE	
SYMBOL	DESCRIPTION
PT1	FIELD PAINT MANUFACTURER: BENJAMIN MOORE COLOUR: CC-30 OXFORD WHITE FINISH: EGGSHELL

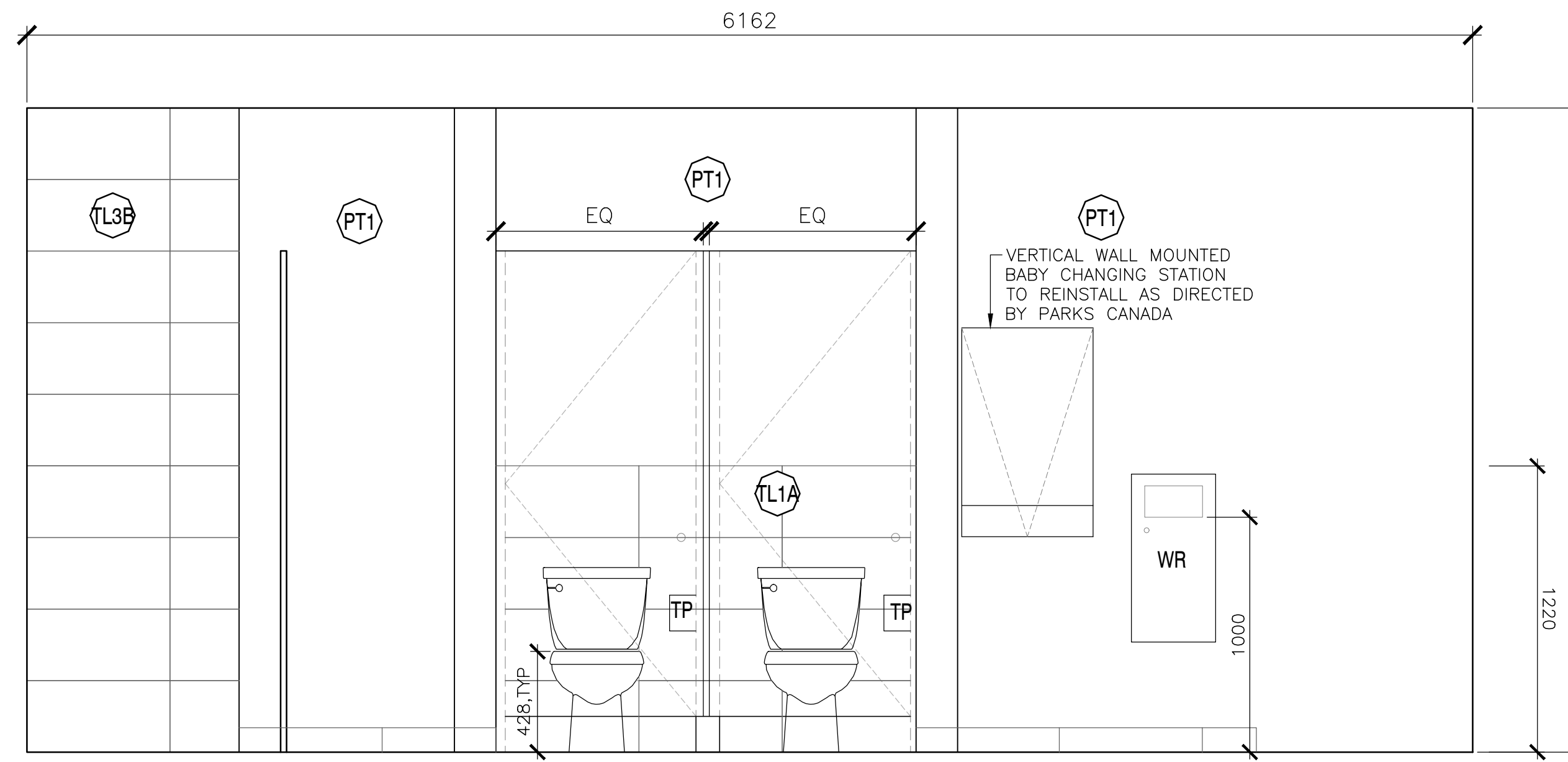
WALL TILE FINISH	
SYMBOL	DESCRIPTION
TL1A	WALL TILE/FLOOR TILE MANUFACTURER: CIOT COLLECTION: CONCRETE PROJECT COLOUR: 'N' SIZE: 30cm X 60cm INSTALLATION: HORIZONTAL STACK BOND TO 1220mm A.F.F. GROUT: FLEXTILE, CHARCOAL *685 585, 3mm UNSANDED.
TL1B	WALL TILE/FLOOR TILE MANUFACTURER: CIOT COLLECTION: CONCRETE PROJECT COLOUR: 'N' SIZE: 30cm X 60cm INSTALLATION: HORIZONTAL STACK BOND — FINISHED FLOOR TO CEILING GROUT: FLEXTILE, CHARCOAL *685 585, 3mm UNSANDED.
TL2	WALL TILE MANUFACTURER: CERA GRES COLLECTION: SENIO LACCATI COLOUR: MELA CHIARO SIZE: 9.85cm X 30cm INSTALLATION: VERTICAL STACK BOND— FINISHED FLOOR TO CEILING GROUT: FLEXTILE, IVORY *682 592, 3mm UNSANDED.
TL3A	WALL TILE MANUFACTURER: OLYMPIA TILE COLOUR: EXTRA WHITE FINISH: MATTE SIZE: 30cm X 60cm INSTALLATION: HORIZONTAL STACK BOND TO 1220mm GROUT: FLEXTILE, SNOWWHITE *651 551, 3mm UNSANDED.
TL3B	WALL TILE MANUFACTURER: OLYMPIA TILE COLOUR: EXTRA WHITE FINISH: MATTE SIZE: 30cm X 60cm INSTALLATION: HORIZONTAL STACK BOND FINISH FLOOR TO CEILING GROUT: FLEXTILE, SNOWWHITE *651 551, 3mm UNSANDED.

WASHROOM ACCESSORY LEGEND	
SYMBOL	DESCRIPTION
M	MIRROR — CENTER ON SINK
WR	WASTE RECEPTICAL / AS SHOWN
SD	SOAP DISPENSER — REFER TO SPECIFICATION
TP	TOILET PAPER DISPENSER
CH	CLOTHS HOOK
GB1	STAINLESS STEEL GRAB BAR 610mm, CENTERED ON TOILET
GB2	STAINLESS STEEL GRAB BAR 915mm
FB	FOLDING BENCH
HD	HAND DRYER
SNR	FEMININE NAPKIN DISPOSAL BIN
SH	SHOWER FIXTURE
LF	LIGHT FIXTURE

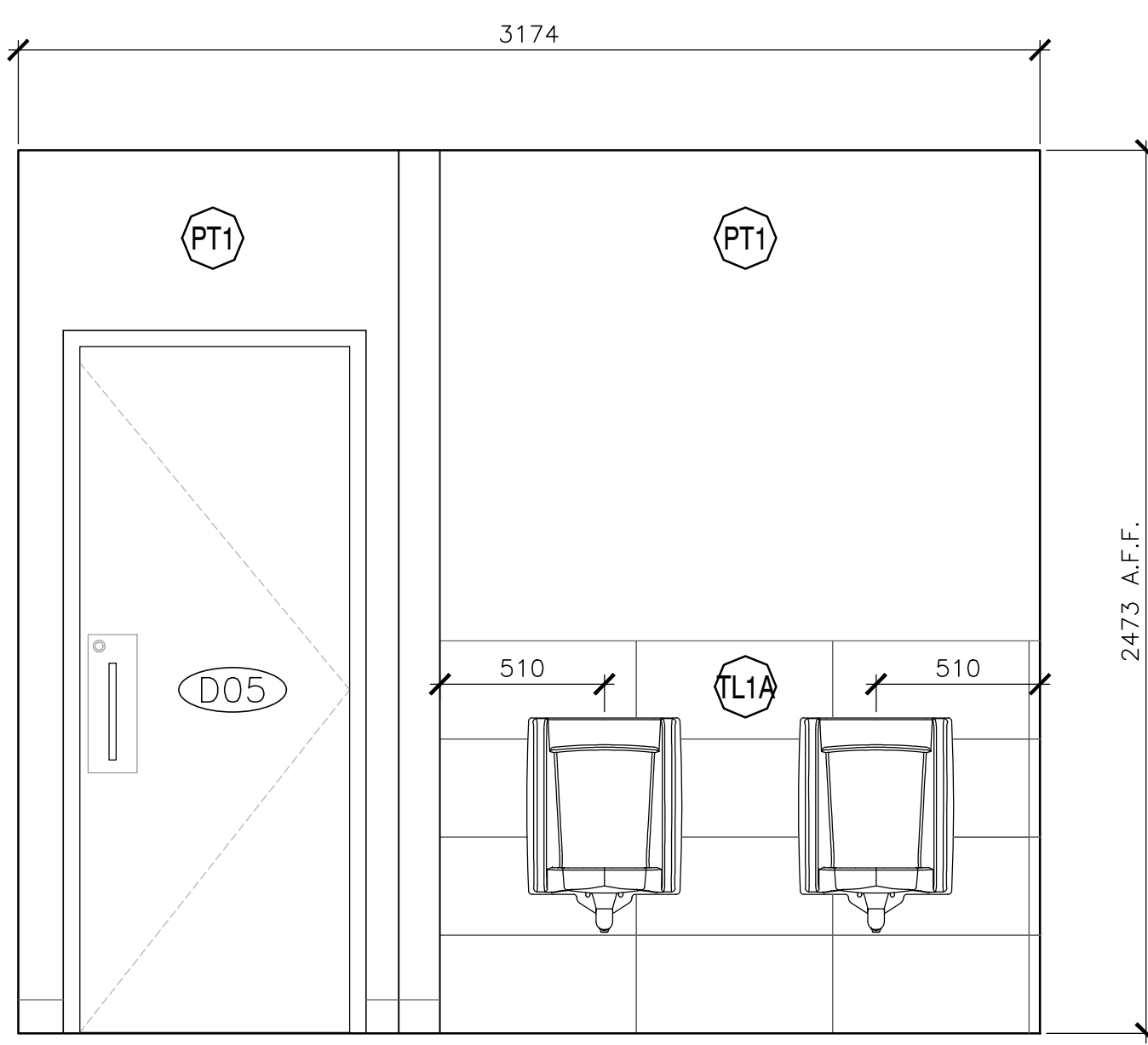
MILLWORK SCHEDULE (SEE A-600'S FOR MILLWORK DRAWINGS)	
SYMBOL	DESCRIPTION
MW1	WASHROOM VANITY: VANITY COUNTERTOP: SOLID COLOUR CORE, DUPONT CORIAN, DEEP TITANIUM VANITY CABINET: HIGH PRESSURE LAMINATE, WHITE (EXACT FINISH TBD)



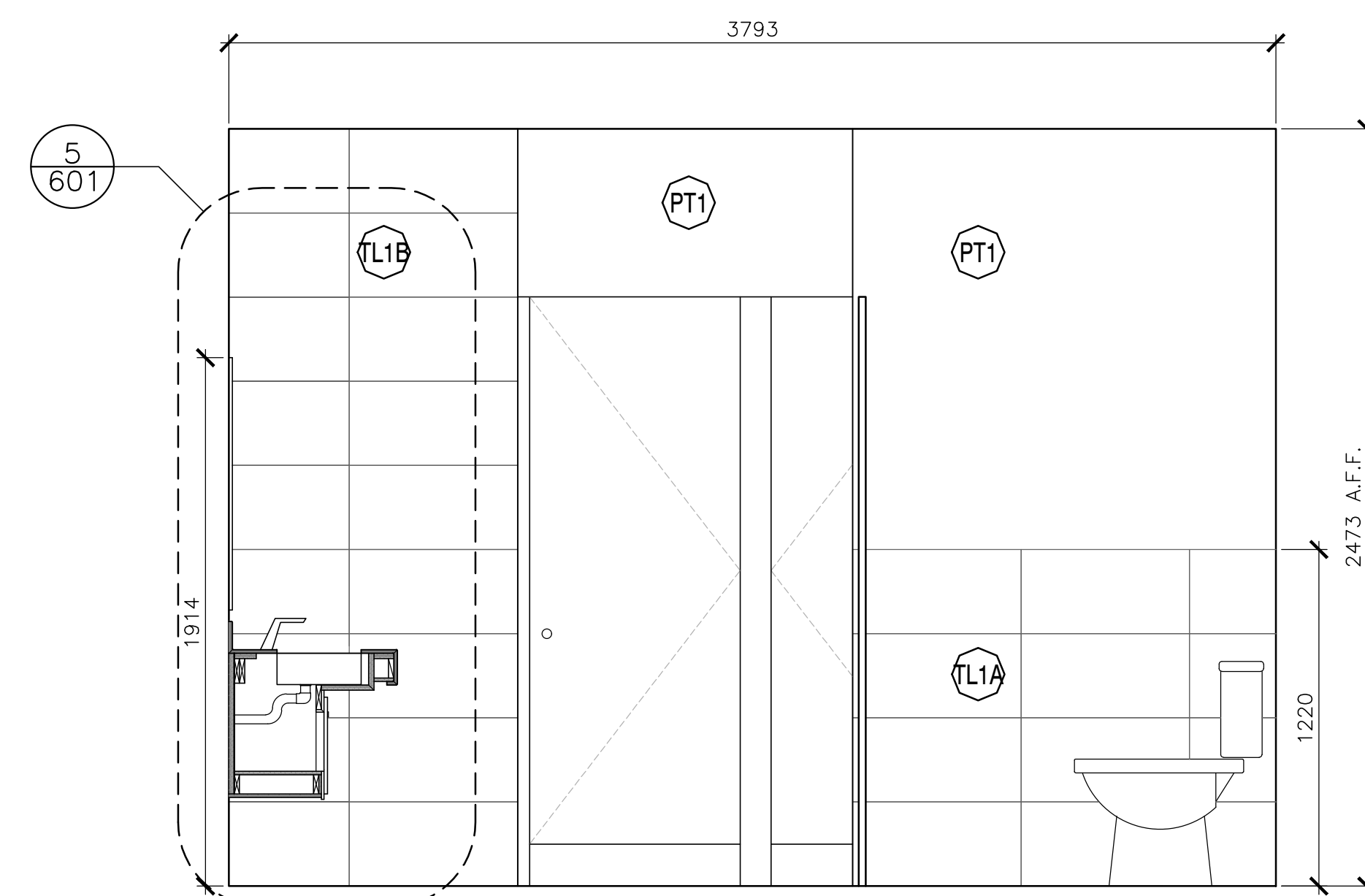
2
202 MALE WASHROOM — ELEVATION
SCALE : 1:20



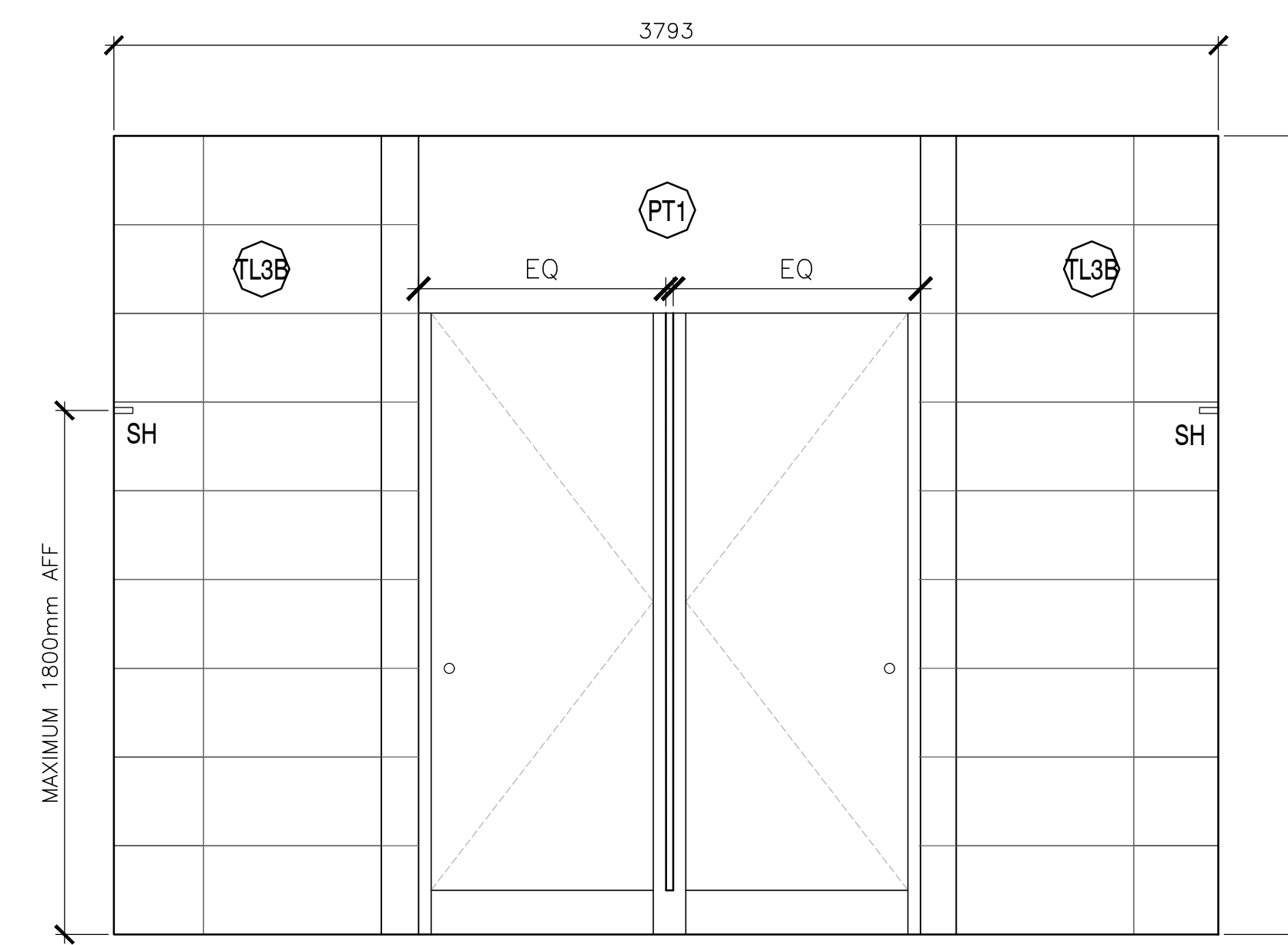
3
202 MALE WASHROOM — ELEVATION
SCALE : 1:20



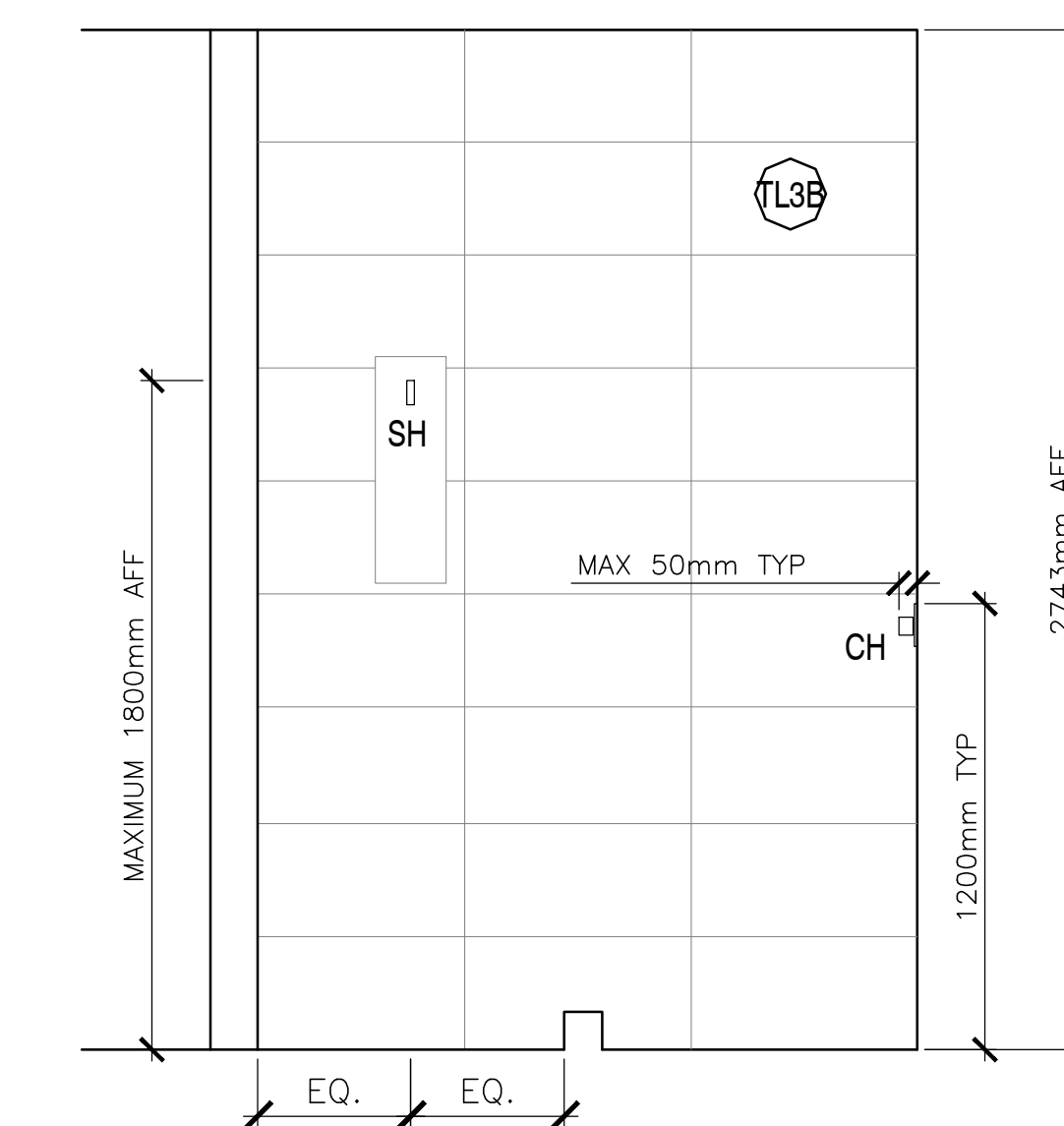
4
202 MALE WASHROOM — ELEVATION
SCALE : 1:20



5
202 MALE WASHROOM — ELEVATION
SCALE : 1:20



6
202 MALE WASHROOM — ELEVATION
SCALE : 1:20



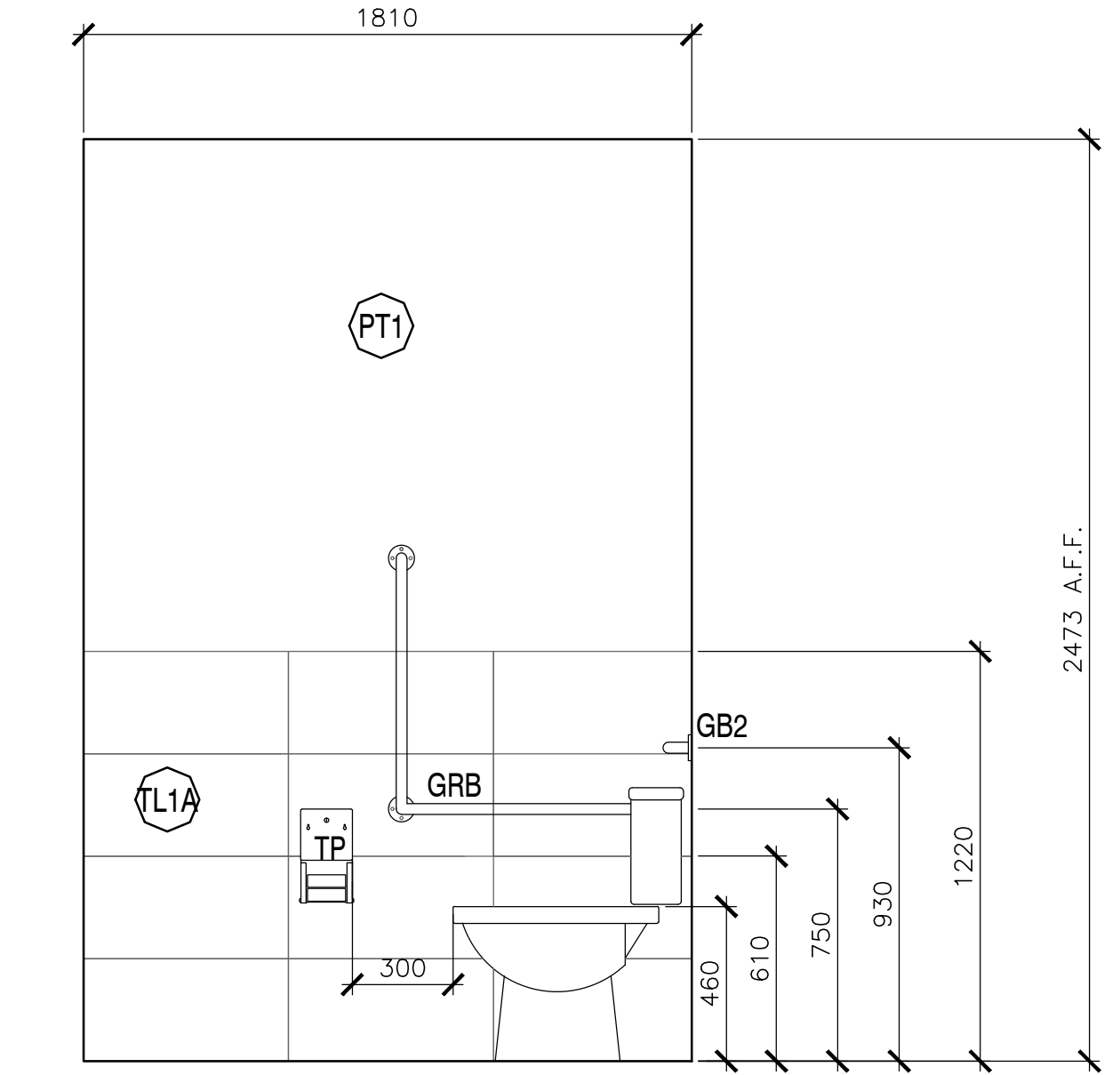
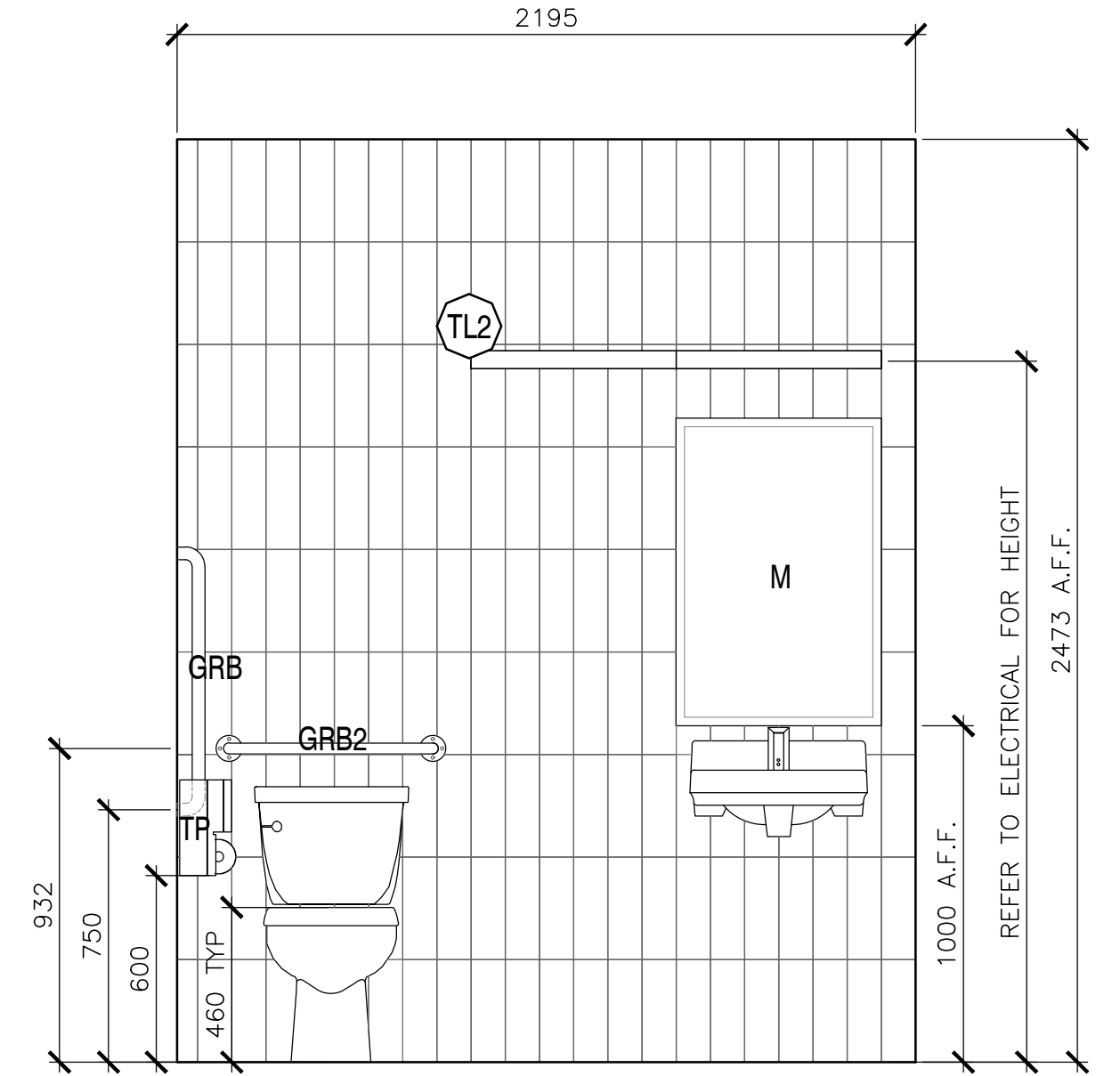
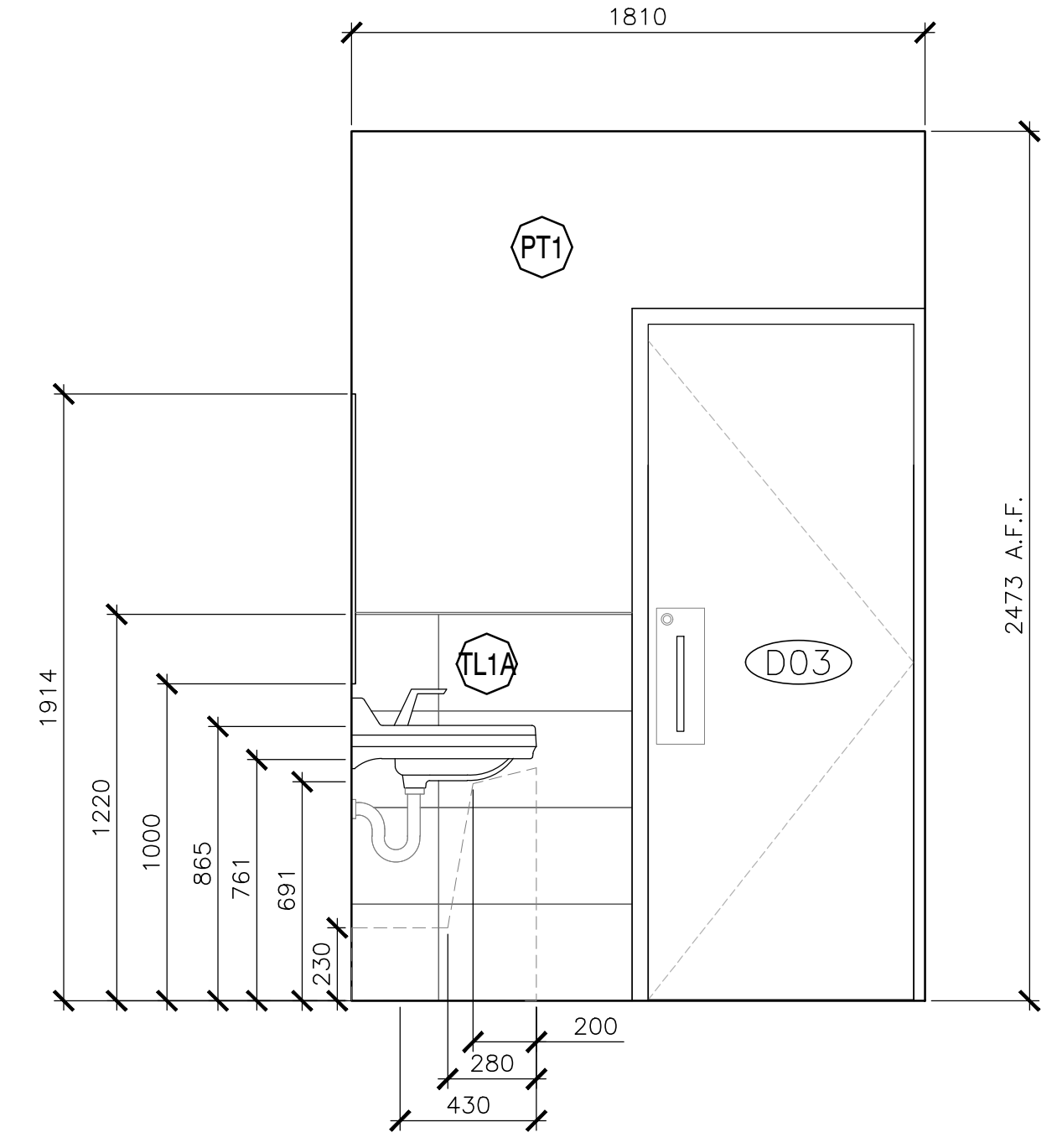
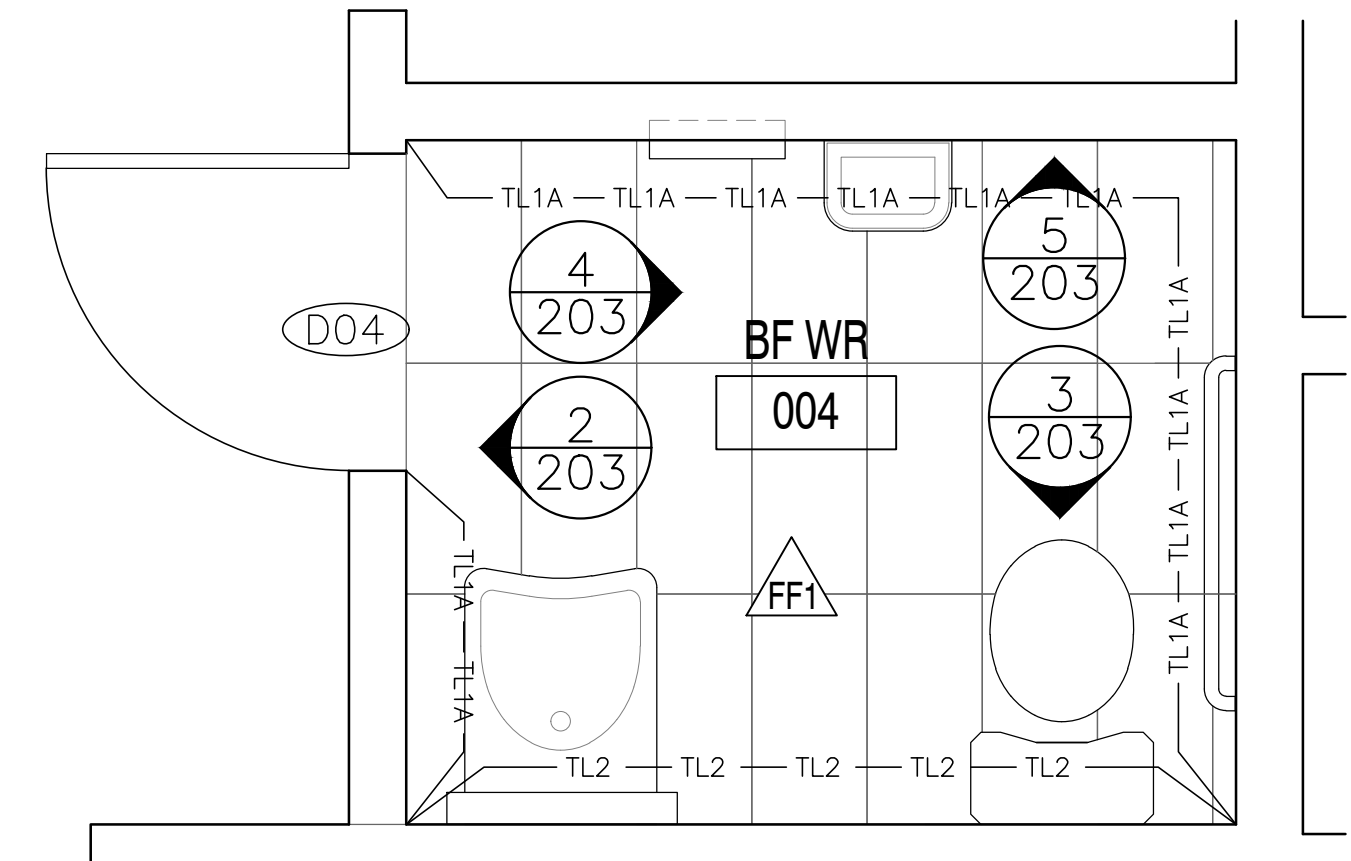
7
202 MALE WASHROOM — SHOWER ELEVATION
SCALE : 1:20

revisions	date
5	ISSUED FOR TENDER 01/31
4	ISSUED FOR BS8 12/21
3	ISSUED FOR BS4 11/15
2	ISSUED FOR BS3 09/25
1	ISSUED FOR BS2 08/09

project
FACILITY REHABILITATION
KOUCHIBOUQUAC
NATIONAL PARK
KOUCHIBOUQUAC
NEW BRUNSWICK

drawing
SERVICE BUILDING 'F'
MALE WASHROOM

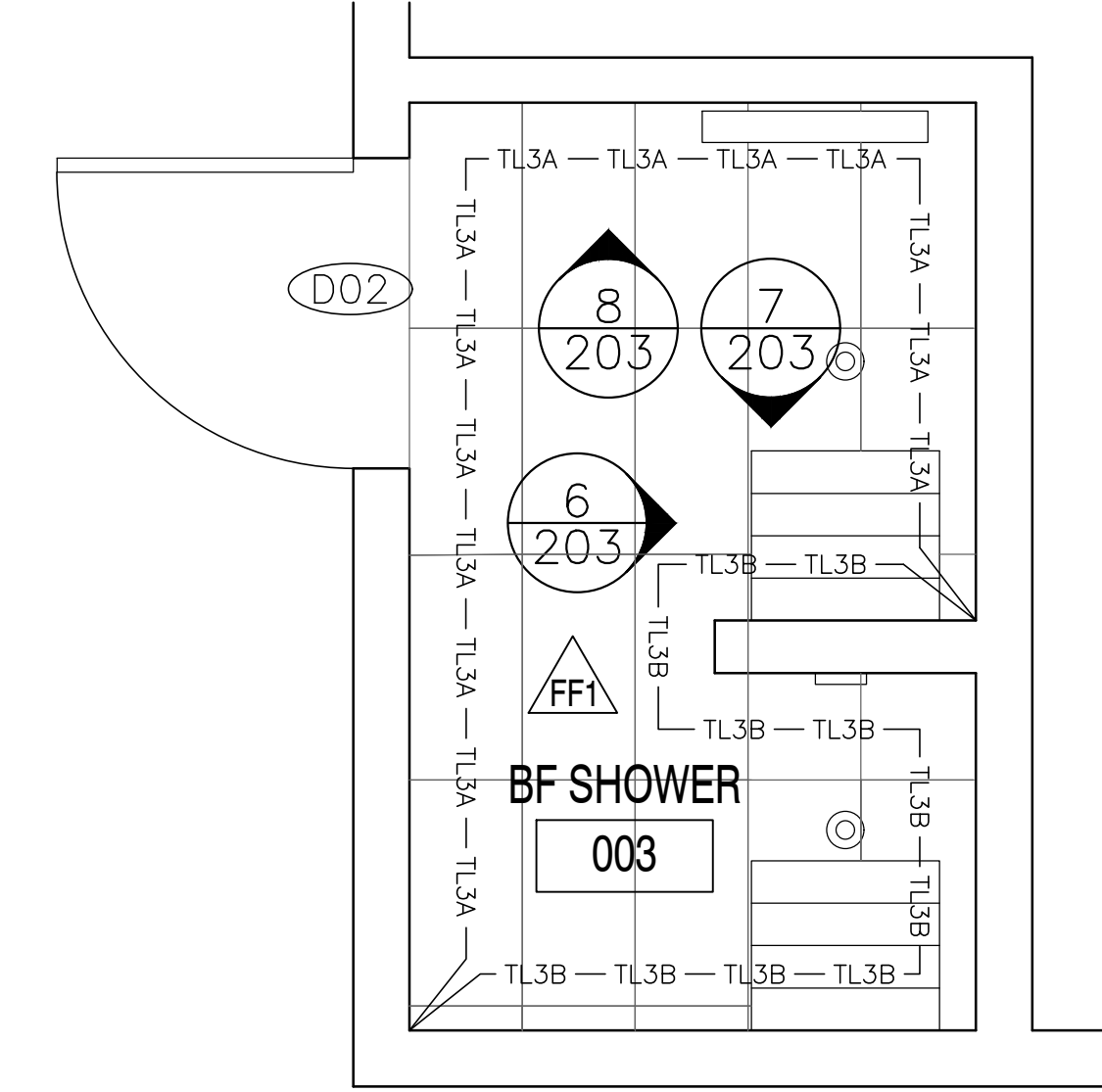
designed	conçu
date	
drawn	dessiné
date	
approved	approuvé
date	
tender	soumission
FWGSC Project Manager	Administrateur de projets TPSC
project number	no. du projet
1848-954	
drawing no.	no. du dessin
A-202	



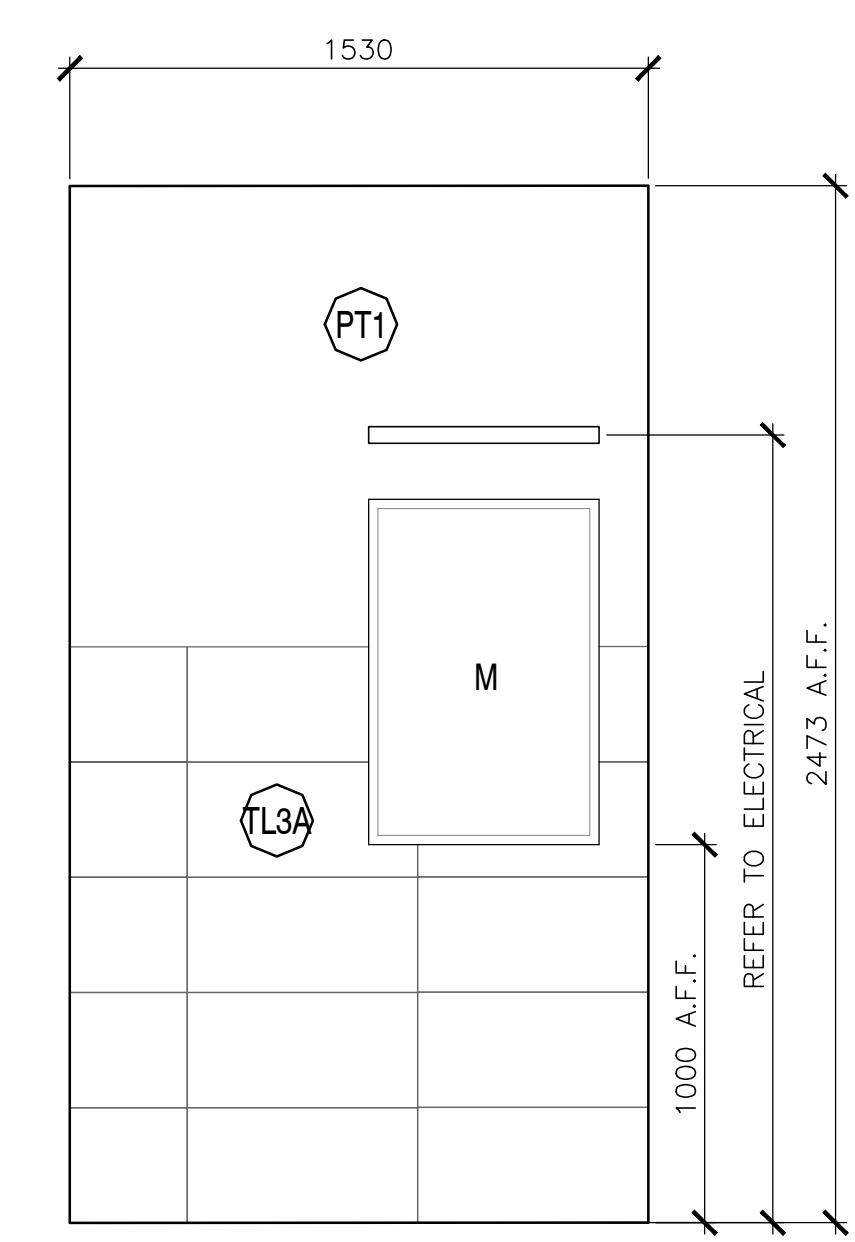
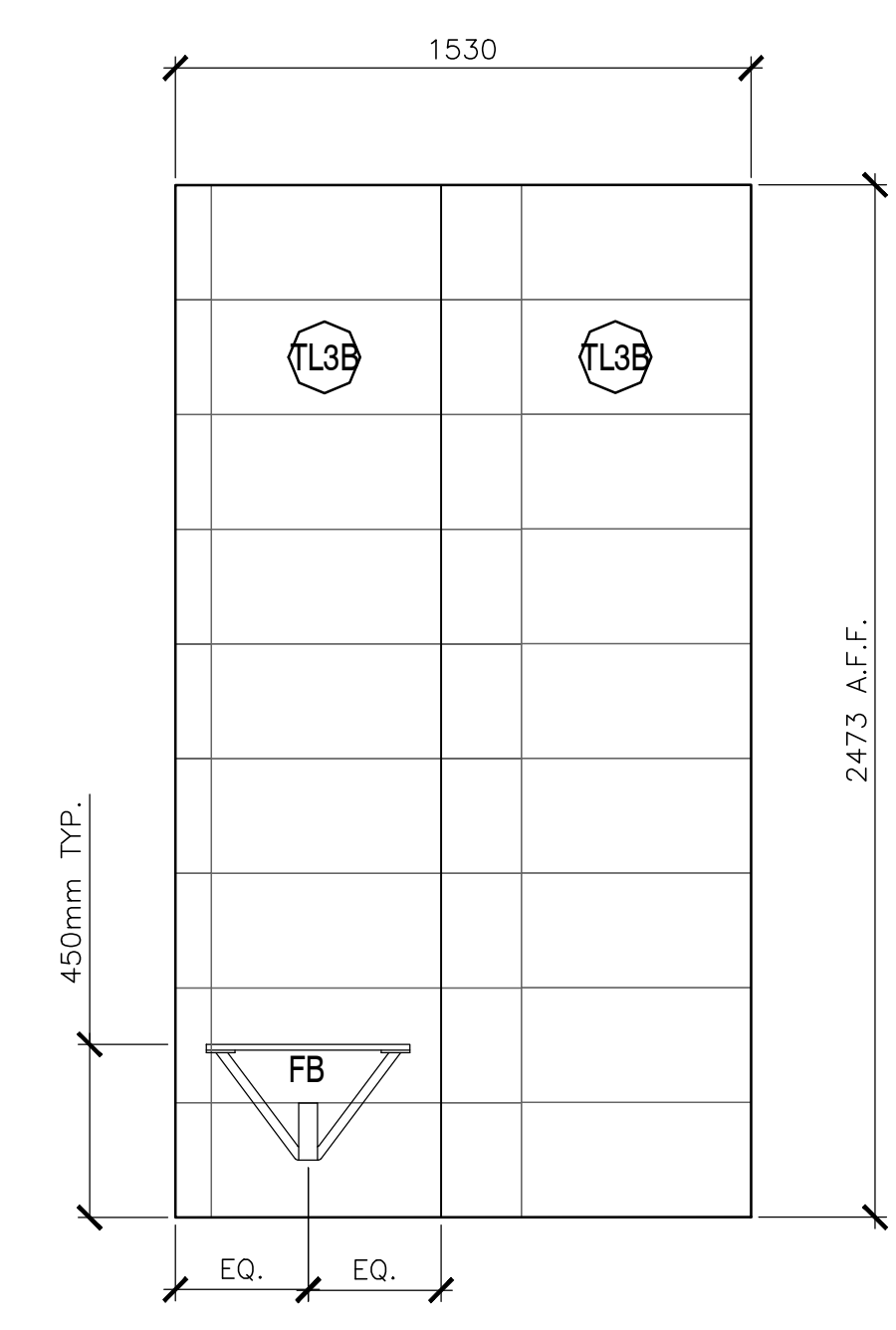
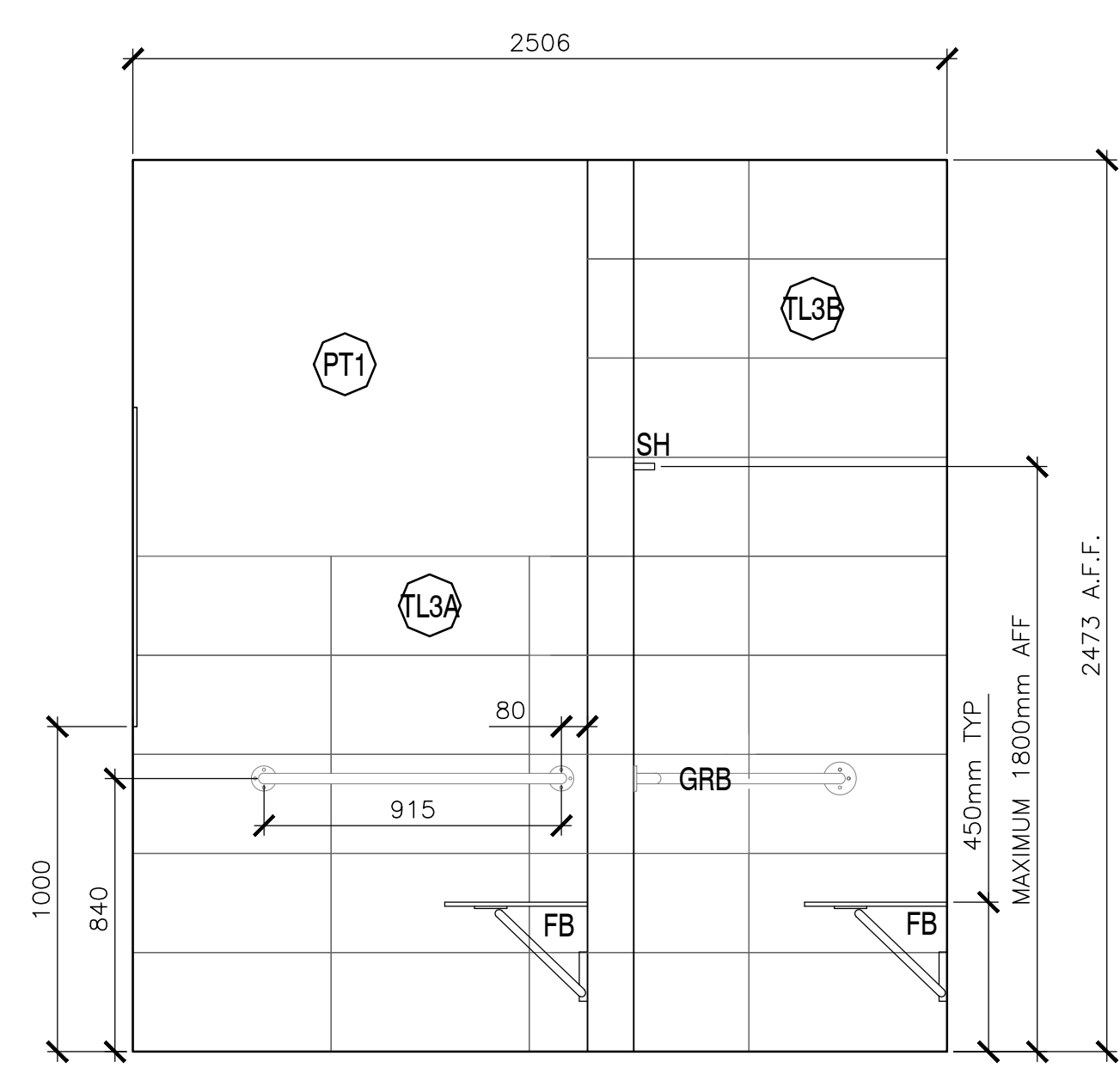
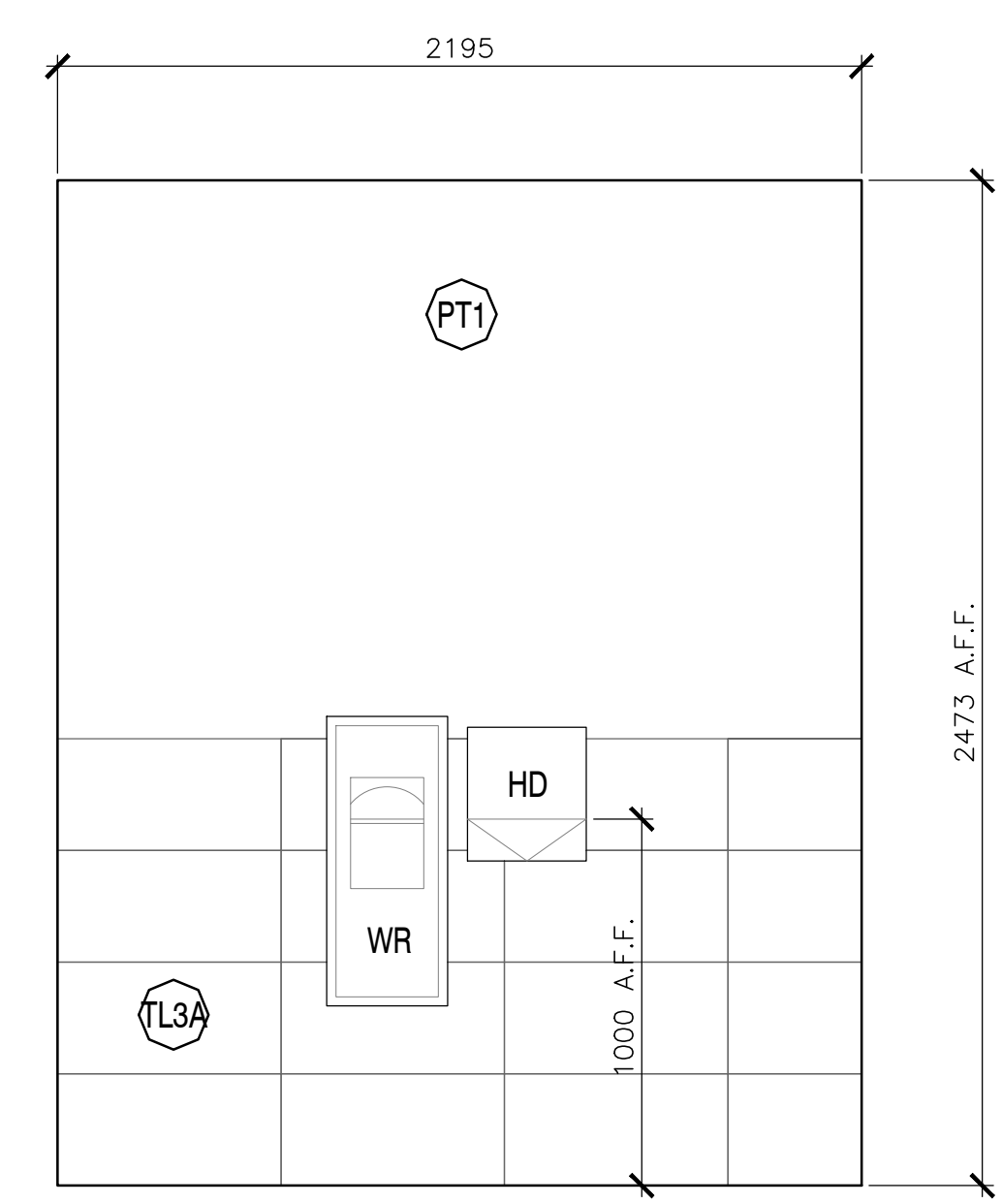
2
203 BARRIER FREE WASHROOM – ELEVATION
 SCALE: 1:20

3
203 BARRIER FREE WASHROOM – ELEVATION
 SCALE: 1:20

4
203 BARRIER FREE WASHROOM – ELEVATION
 SCALE: 1:20



1
203 BARRIER FREE WASHROOM – ENLARGED PLAN
 SCALE: 1:20



5
203 BARRIER FREE WASHROOM – ELEVATION
 SCALE: 1:20

6
203 BARRIER FREE SHOWER – ELEVATION
 SCALE: 1:20

7
203 BARRIER FREE SHOWER – ELEVATION
 SCALE: 1:20

8
203 BARRIER FREE SHOWER – ELEVATION
 SCALE: 1:20

- NOTES:**
1. ALL NEW FIXTURES AND EQUIPMENT
 2. ALL CEILING HEIGHT DIMENSIONS ARE FOR GENERAL REFERENCE. CONTRACTOR TO CONFIRM FINISHED CEILING HEIGHTS ON SITE.

FIXTURES AND FINISHES GENERAL NOTES

1. ALL INTERIOR WALL FINISHES TO BE PT1 U.N.O.
2. ALL TOILET AND SHOWER PARTITIONS TO BE HIGH PRESSURE LAMINATE SOLID CORE COLOUR, FLOOR MOUNTED. REFER TO SPECIFICATIONS.
3. ALL BARRIER FREE TOILETS TO BE MOUNTED 460mm FROM WALL TO CENTERLINE OF FIXTURE. ALL OTHER TOILETS TO BE CENTERED ON STALL.
4. ALL TILE TRANSITIONS TO HAVE STAINLESS STEEL STRIP – REFER TO SPECIFICATIONS.
5. NO TILE TO RUN BEHIND MILLWORK. MILLWORK TO BE MOUNTED DIRECTLY TO DRYWALL. PROVIDE BLOCKING AS REQUIRED.
6. ALL PT1 WALLS WITHOUT TILE TO RECEIVE 4" TL1 TILE BASE.
7. ALL ACCESSORIES AND FIXTURES TO BE MOUNTED AT BARRIER FREE HEIGHTS U.N.O.
8. REFER TO MECHANICAL DRAWINGS FOR ALL PLUMBING FIXTURES.

FIXTURES AND FINISHES KEY NOTES

SYMBOL	DESCRIPTION
1	THIS TOILET STALL CONTAINS ALL BARRIER FREE FIXTURES. REFER TO SPECIFICATIONS.
2	THIS SHOWER STALL CONTAINS ALL BARRIER FREE FIXTURES. REFER TO SPECIFICATIONS.

FLOOR FINISH TILE

SYMBOL	DESCRIPTION
FF1	WALL TILE/FLOOR TILE MANUFACTURER: CIOT COLLECTION: CONCRETE PROJECT COLOUR: 'N' SIZE: 30cm X 60cm INSTALLATION: HORIZONTAL STACK BOND GROUT: FLEXITILE, CHARCOAL *685 585, 3mm UNSANDED.
FF2	FLOOR TILE MANUFACTURER: OLYMPIA COLLECTION: UNCOLOUR MOSAIC COLOUR: EXTRA WHITE MATTE SIZE: 27.7cm X 29.2cm INSTALLATION: HORIZONTAL STACK BOND GROUT: FLEXITILE, SNOWWHITE *651 551, 3mm UNSANDED.

PAINT FINISH SCHEDULE

SYMBOL	DESCRIPTION
PT1	FIELD PAINT MANUFACTURER: BENJAMIN MOORE COLOUR: CC-30 OXFORD WHITE FINISH: EGGSHELL

WALL TILE FINISH

SYMBOL	DESCRIPTION
TL1A	WALL TILE/FLOOR TILE MANUFACTURER: CIOT COLLECTION: CONCRETE PROJECT COLOUR: 'N' SIZE: 30cm X 60cm INSTALLATION: HORIZONTAL STACK BOND TO 1220mm A.F.F. GROUT: FLEXITILE, CHARCOAL *685 585, 3mm UNSANDED.
TL1B	WALL TILE/FLOOR TILE MANUFACTURER: CIOT COLLECTION: CONCRETE PROJECT COLOUR: 'N' SIZE: 30cm X 60cm INSTALLATION: HORIZONTAL STACK BOND – FINISHED FLOOR TO CEILING GROUT: FLEXITILE, CHARCOAL *685 585, 3mm UNSANDED.
TL2	WALL TILE MANUFACTURER: CERA GRES COLLECTION: SENIO LACCATI COLOUR: MELA CHIARO SIZE: 9.85cmX30cm INSTALLATION: VERTICAL STACK BOND – FINISHED FLOOR TO CEILING GROUT: FLEXITILE, IVORY *682 582, 3mm UNSANDED
TL3A	WALL TILE MANUFACTURER: OLYMPIA TILE COLOUR: EXTRA WHITE FINISH: MATTE SIZE: 30cm X 60cm INSTALLATION: HORIZONTAL STACK BOND TO 1220mm GROUT: FLEXITILE, SNOWWHITE *651 551, 3mm UNSANDED
TL3B	WALL TILE MANUFACTURER: OLYMPIA TILE COLOUR: EXTRA WHITE FINISH: MATTE SIZE: 30cm X 60cm INSTALLATION: HORIZONTAL STACK BOND FINISH FLOOR TO CEILING GROUT: FLEXITILE, SNOWWHITE *651 551, 3mm UNSANDED

WASHROOM ACCESSORY LEGEND

SYMBOL	DESCRIPTION
M	MIRROR – CENTER ON SINK
WR	WASTE RECEPTAL / AS SHOWN
SD	SOAP DISPENSER – REFER TO SPECIFICATION
TP	TOILET PAPER DISPENSER
CH	CLOTHS HOOK
GB1	STAINLESS STEEL GRAB BAR 610mm, CENTERED ON TOILET
GB2	STAINLESS STEEL GRAB BAR 915mm
FB	FOLDING BENCH
HD	HAND DRYER
SNR	FEMININE NAPKIN DISPOSAL BIN
SH	SHOWER FIXTURE
LF	LIGHT FIXTURE

MILLWORK SCHEDULE (SEE A-600'S FOR MILLWORK DRAWINGS)

SYMBOL	DESCRIPTION
WM	WASHROOM VANITY: VANITY COUNTERTOP: SOLID COLOUR CORE, DUPONT CORIAN, DEEP TITANIUM VANITY CABINET: HIGH PRESSURE LAMINATE, WHITE (EXACT FINISH TBD)

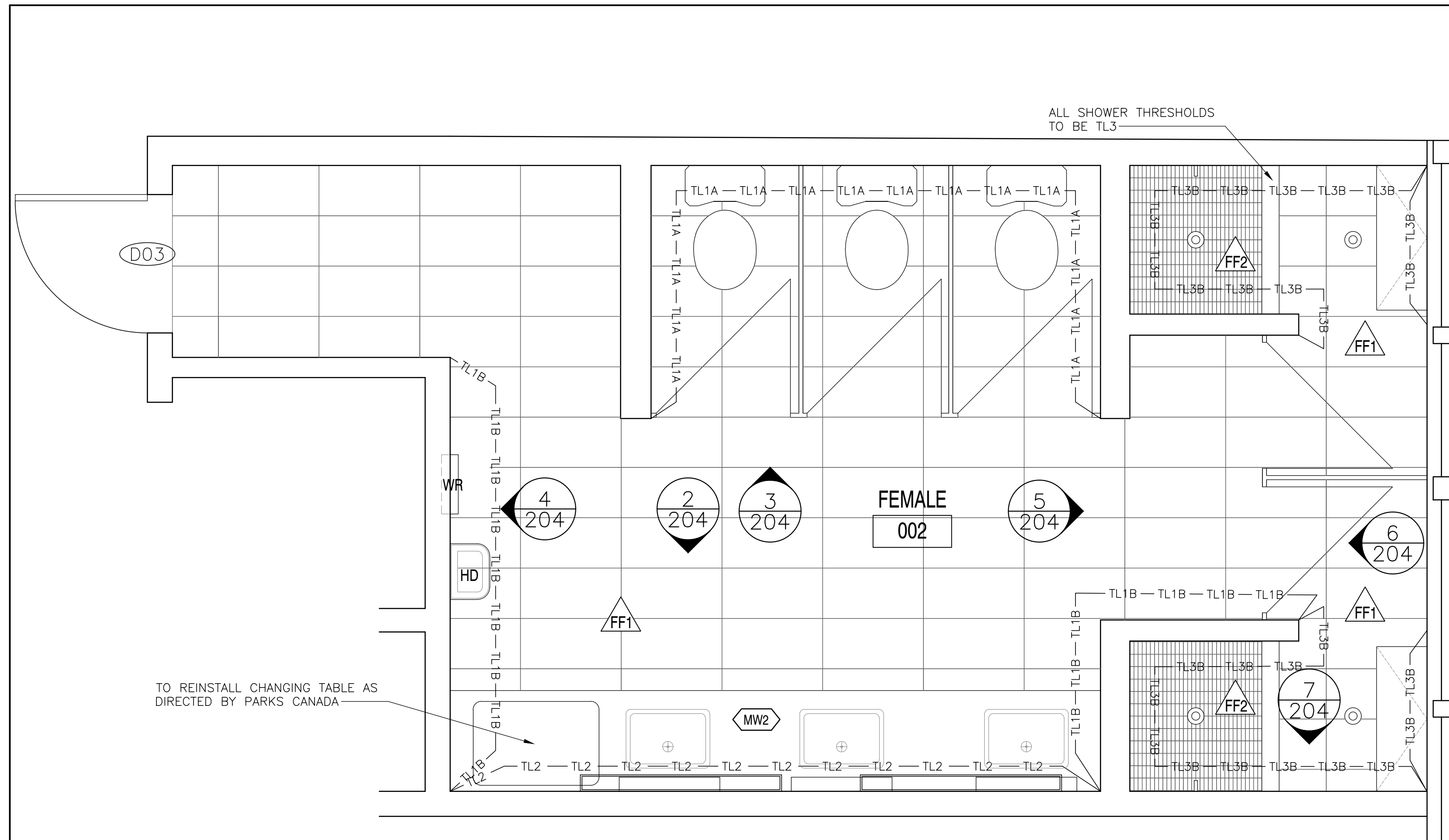
SCHEDULE TAG NOTES:

1. WALL TAGS (W1) INDICATE ENTIRETY OF WALL TO BE RE-CLAD UNLESS NOTED OTHERWISE. SEE DRAWING A-301 FOR TYPICAL RE-CLADDING DETAILS
2. PAINT TAG (PT) INDICATES ALL ROOM WALLS AND CEILING TO BE PAINTED UNLESS NOTED OTHERWISE.
3. WALL TILE TAG (TL) INDICATES WALLS TO BE TILED. SEE DETAILED PLANS AND INTERIOR ELEVATIONS FOR EXACT PLACEMENT AND HEIGHTS
4. FLOOR FINISH TAG (FF) INDICATES FLOOR FINISH. FOR DETAILS AND ORIENTATION OF FLOOR PATTERN, REFER TO DETAILED PLAN DRAWINGS

revisions	project	date
5	ISSUED FOR TENDER	01/31
4	ISSUED FOR BS8	12/21
3	ISSUED FOR BS4	11/15
2	ISSUED FOR BS3	09/25
1	ISSUED FOR BS2	08/09

project
**FACILITY REHABILITATION
 KOUCHIBOUQUAC
 NATIONAL PARK
 KOUCHIBOUQUAC
 NEW BRUNSWICK**

drawing	dessin
SERVICE BUILDING 'F' BARRIER FREE WASHROOM	
assigned	conçu
date	
drawn	dessiné
date	
approved	approuvé
date	
Tender	Submission
PWSSC Project Manager	Administrateur de projets TPSSC
project number	no. du projet
1848-954	
drawing no.	no. du dessin
A-203	



1 FEMALE WASHROOM - ENLARGED PLAN
SCALE: 1:20

NOTES:
1. ALL NEW FIXTURES AND EQUIPMENT
2. ALL CEILING HEIGHT DIMENSIONS ARE FOR GENERAL REFERENCE. CONTRACTOR TO CONFIRM FINISHED CEILING HEIGHTS ON SITE.

FIXTURES AND FINISHES GENERAL NOTES	
1.	ALL INTERIOR WALL FINISHES TO BE PT1 U.N.O.
2.	ALL TOILET AND SHOWER PARTITIONS TO BE HIGH PRESSURE LAMINATE SOLID CORE COLOUR, FLOOR MOUNTED. REFER TO SPECIFICATIONS.
3.	ALL BARRIER FREE TOILETS TO BE MOUNTED 460mm FROM WALL TO CENTERLINE OF FIXTURE. ALL OTHER TOILETS TO BE CENTERED ON STALL.
4.	ALL TILE TRANSITIONS TO HAVE STAINLESS STEEL STRIP - REFER TO SPECIFICATIONS.
5.	NO TILE TO RUN BEHIND MILLWORK. MILLWORK TO BE MOUNTED DIRECTLY TO DRYWALL. PROVIDE BLOCKING AS REQUIRED.
6.	ALL PT1 WALLS WITHOUT TILE TO RECEIVE 4" TL1 TILE BASE.
7.	ALL ACCESSORIES AND FIXTURES TO BE MOUNTED AT BARRIER FREE HEIGHTS U.N.O.
8.	REFER TO MECHANICAL DRAWINGS FOR ALL PLUMBING FIXTURES.

FIXTURES AND FINISHES KEY NOTES	
SYMBOL	DESCRIPTION
1	THIS TOILET STALL CONTAINS ALL BARRIER FREE FIXTURES. REFER TO SPECIFICATIONS.
2	THIS SHOWER STALL CONTAINS ALL BARRIER FREE FIXTURES. REFER TO SPECIFICATIONS.

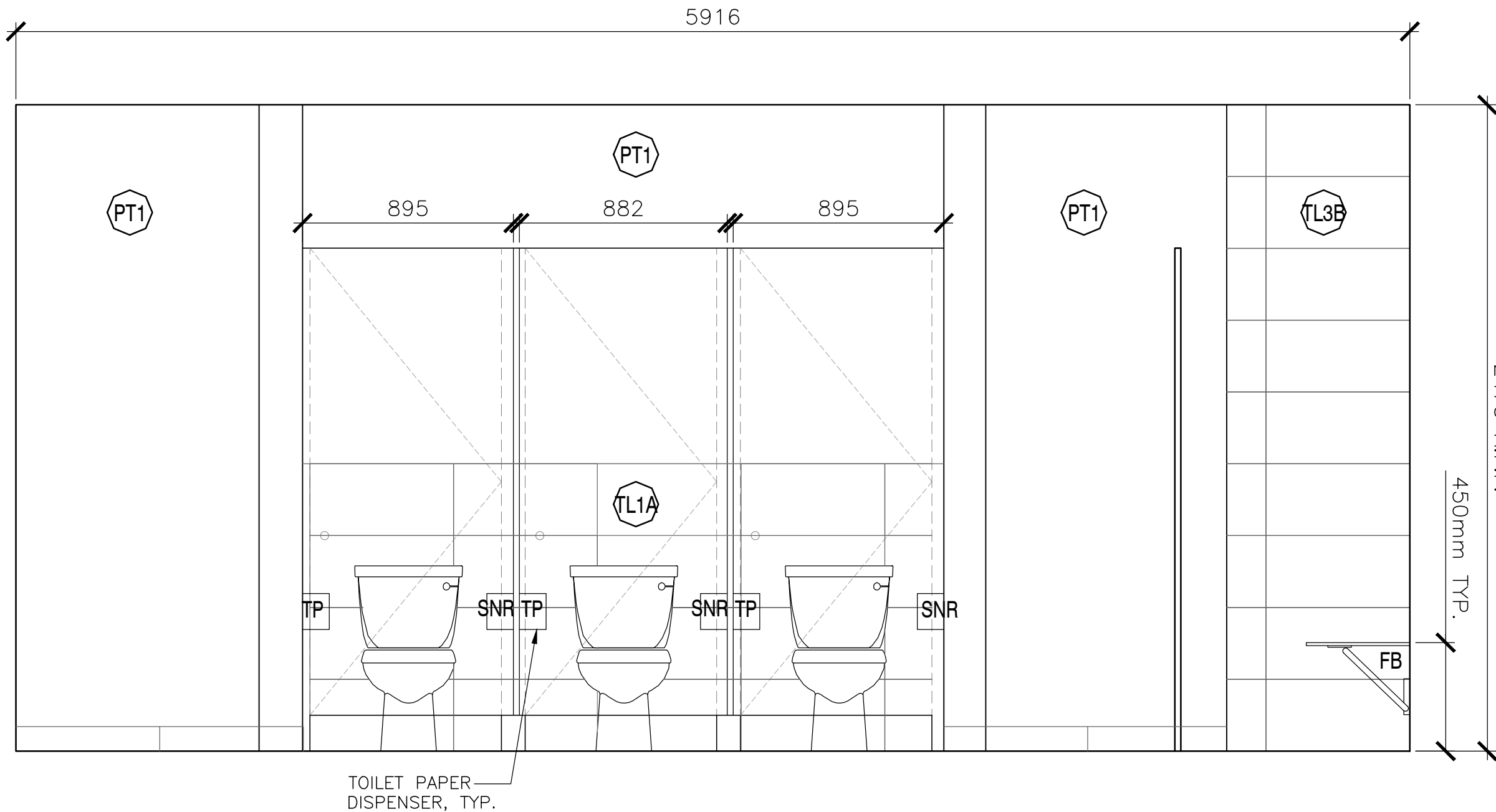
SCHEDULE TAG NOTES:	
1.	WALL TAGS [W1] INDICATE ENTIRETY OF WALL TO BE RE-CLAD UNLESS NOTED OTHERWISE. SEE DRAWING A-301 FOR TYPICAL RE-CLADDING DETAILS.
2.	PAINT TAG [P1] INDICATES ALL ROOM WALLS AND CEILING TO BE PAINTED UNLESS NOTED OTHERWISE.
3.	WALL TILE TAG [TL] INDICATES WALLS TO BE TILED. SEE DETAILED PLANS AND INTERIOR ELEVATIONS FOR EXACT PLACEMENT AND HEIGHTS.
4.	FLOOR FINISH TAG [FF] INDICATES FLOOR FINISH. FOR DETAILS AND ORIENTATION OF FLOOR PATTERN, REFER TO DETAILED PLAN DRAWINGS.

FLOOR FINISH TILE	
SYMBOL	DESCRIPTION
FF1	WALL TILE/FLOOR TILE MANUFACTURER: CIOT COLLECTION: CONCRETE PROJECT COLOUR: 'N' SIZE: 30cm X 60cm INSTALLATION: HORIZONTAL STACK BOND GROUT: FLEXITILE, CHARCOAL *685 585, 3mm UNSANDED.
FF2	FLOOR TILE MANUFACTURER: OLYMPIA COLLECTION: UNICOLOUR MOSAIC COLOUR: EXTRA WHITE MATTE SIZE: 27.7cm X 29.2cm INSTALLATION: HORIZONTAL STACK BOND GROUT: FLEXITILE, SNOWWHITE *651 551, 3mm UNSANDED.
PT1	PAINT FINISH SCHEDULE SYMBOL DESCRIPTION FIELD PAINT MANUFACTURER: BENJAMIN MOORE COLOUR: CC-30 OXFORD WHITE FINISH: EGGSHELL

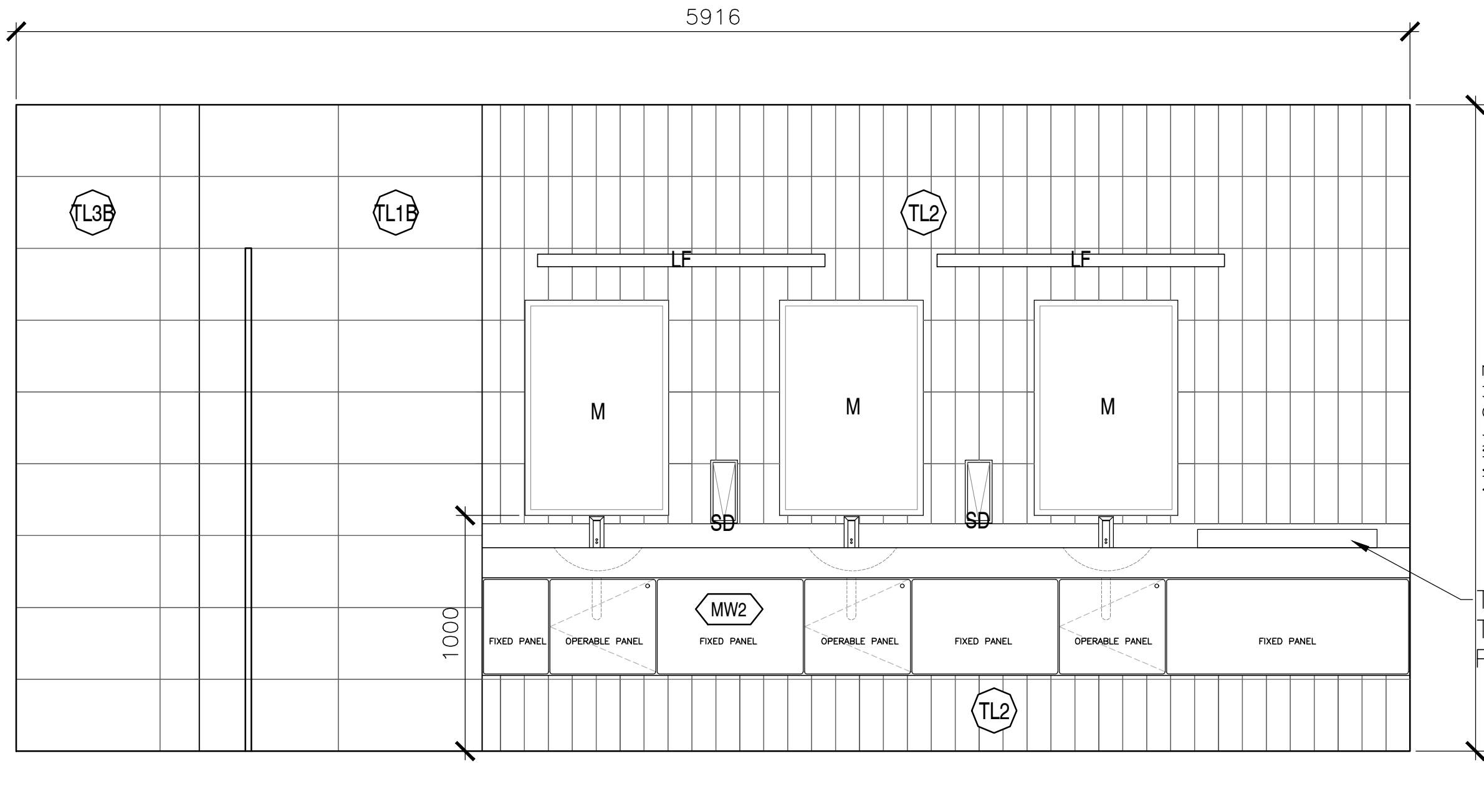
WALL TILE FINISH	
SYMBOL	DESCRIPTION
TL1A	WALL TILE/FLOOR TILE MANUFACTURER: CIOT COLLECTION: CONCRETE PROJECT COLOUR: 'N' SIZE: 30cm X 60cm INSTALLATION: HORIZONTAL STACK BOND TO 1220mm A.F.F. GROUT: FLEXITILE, CHARCOAL *685 585, 3mm UNSANDED.
TL1B	WALL TILE/FLOOR TILE MANUFACTURER: CIOT COLLECTION: CONCRETE PROJECT COLOUR: 'N' SIZE: 30cm X 60cm INSTALLATION: HORIZONTAL STACK BOND - FINISHED FLOOR TO CEILING GROUT: FLEXITILE, CHARCOAL *685 585, 3mm UNSANDED.
TL2	WALL TILE MANUFACTURER: CERA CRES COLLECTION: SENO LACCATI COLOUR: MELA CHIARO SIZE: 9.85cm X 30cm INSTALLATION: VERTICAL STACK BOND - FINISHED FLOOR TO CEILING GROUT: FLEXITILE, IVORY *682 582, 3mm UNSANDED.
TL3A	WALL TILE MANUFACTURER: OLYMPIA TILE COLOUR: EXTRA WHITE FINISH: MATTE SIZE: 30cm X 60cm INSTALLATION: HORIZONTAL STACK BOND TO 1220mm GROUT: FLEXITILE, SNOWWHITE *651 551, 3mm UNSANDED.
TL3B	WALL TILE MANUFACTURER: OLYMPIA TILE COLOUR: EXTRA WHITE FINISH: MATTE SIZE: 30cm X 60cm INSTALLATION: HORIZONTAL STACK BOND FINISH FLOOR TO CEILING GROUT: FLEXITILE, SNOWWHITE *651 551, 3mm UNSANDED.

WASHROOM ACCESSORY LEGEND	
SYMBOL	DESCRIPTION
M	MIRROR - CENTER ON SINK
WR	WASTE RECEPTAL / AS SHOWN
SD	SOAP DISPENSER - REFER TO SPECIFICATION
TP	TOILET PAPER DISPENSER
CH	CLOTHS HOOK
GB1	STAINLESS STEEL GRAB BAR 610mm, CENTERED ON TOILET
GB2	STAINLESS STEEL GRAB BAR 915mm
FB	FOLDING BENCH
HD	HAND DRYER
SNR	FEMININE NAPKIN DISPOSAL BIN
SH	SHOWER FIXTURE
LF	LIGHT FIXTURE

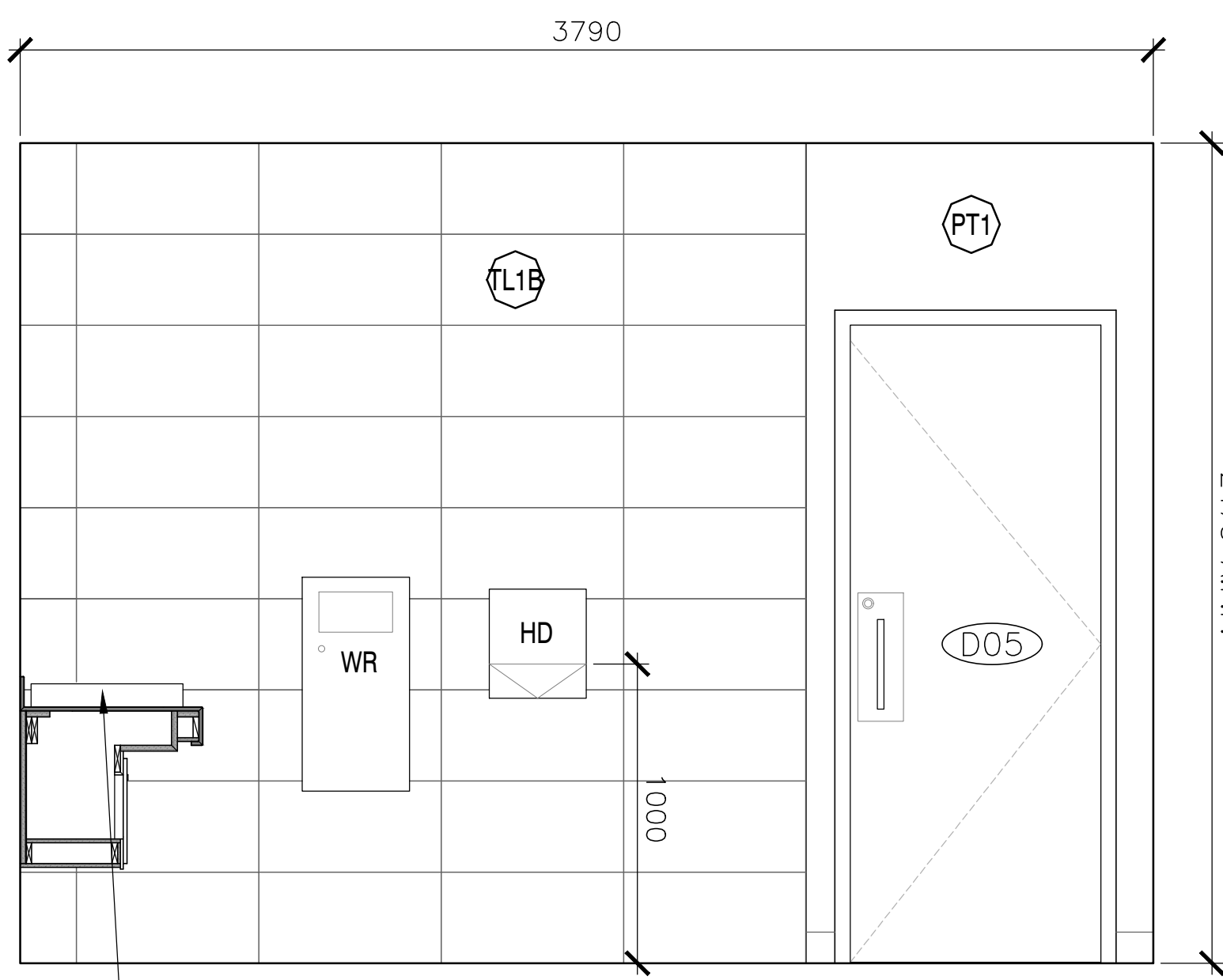
MILLWORK SCHEDULE (SEE A-600'S FOR MILLWORK DRAWINGS)	
SYMBOL	DESCRIPTION
MM1	WASHROOM VANITY: VANITY COUNTERTOP: SOLID COLOUR CORE, DUPONT CORIAN, DEEP TITANIUM VANITY CABINET: HIGH PRESSURE LAMINATE, WHITE (EXACT FINISH TBD)



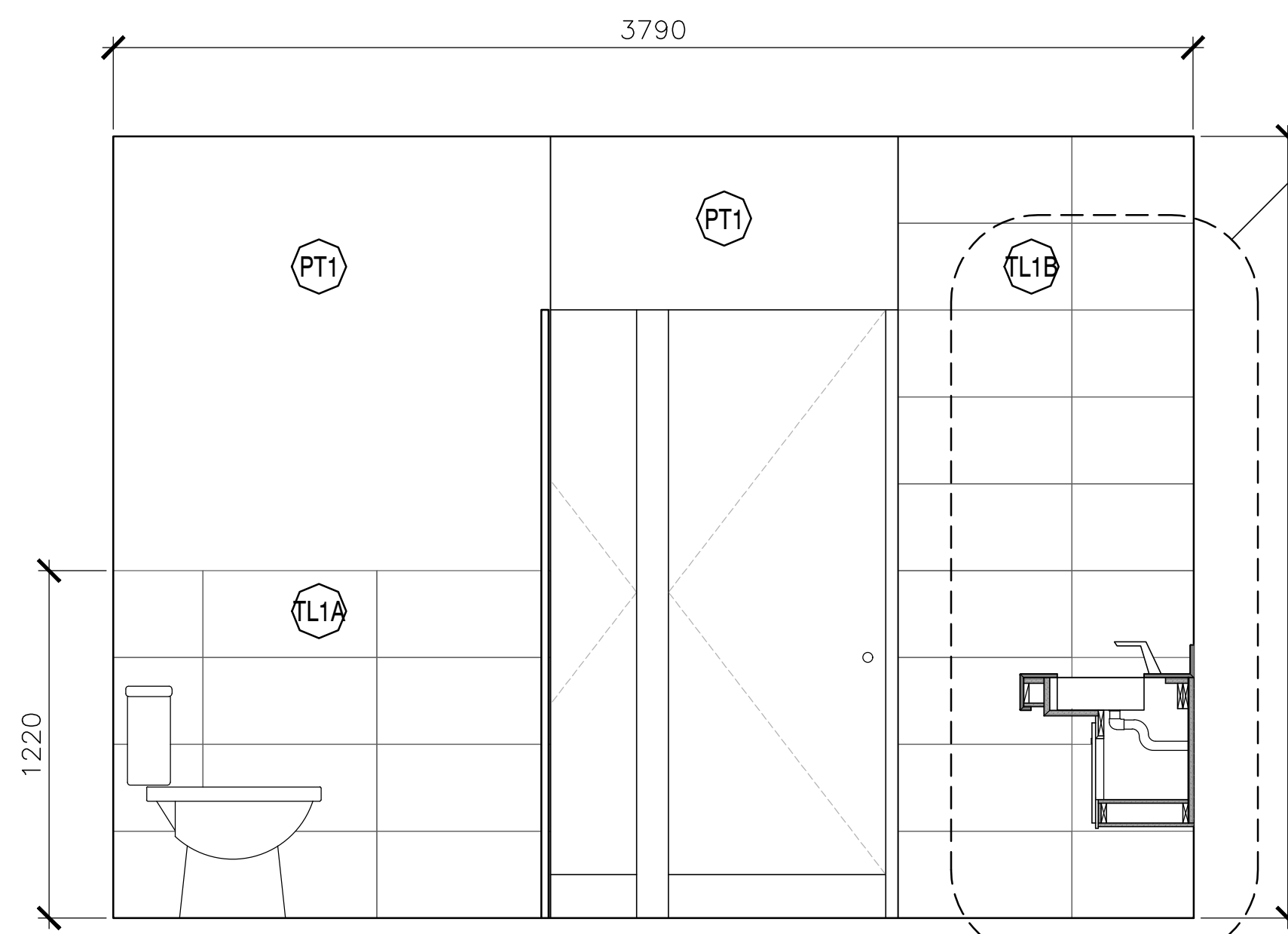
2 FEMALE WASHROOM - ELEVATION
SCALE: 1:20



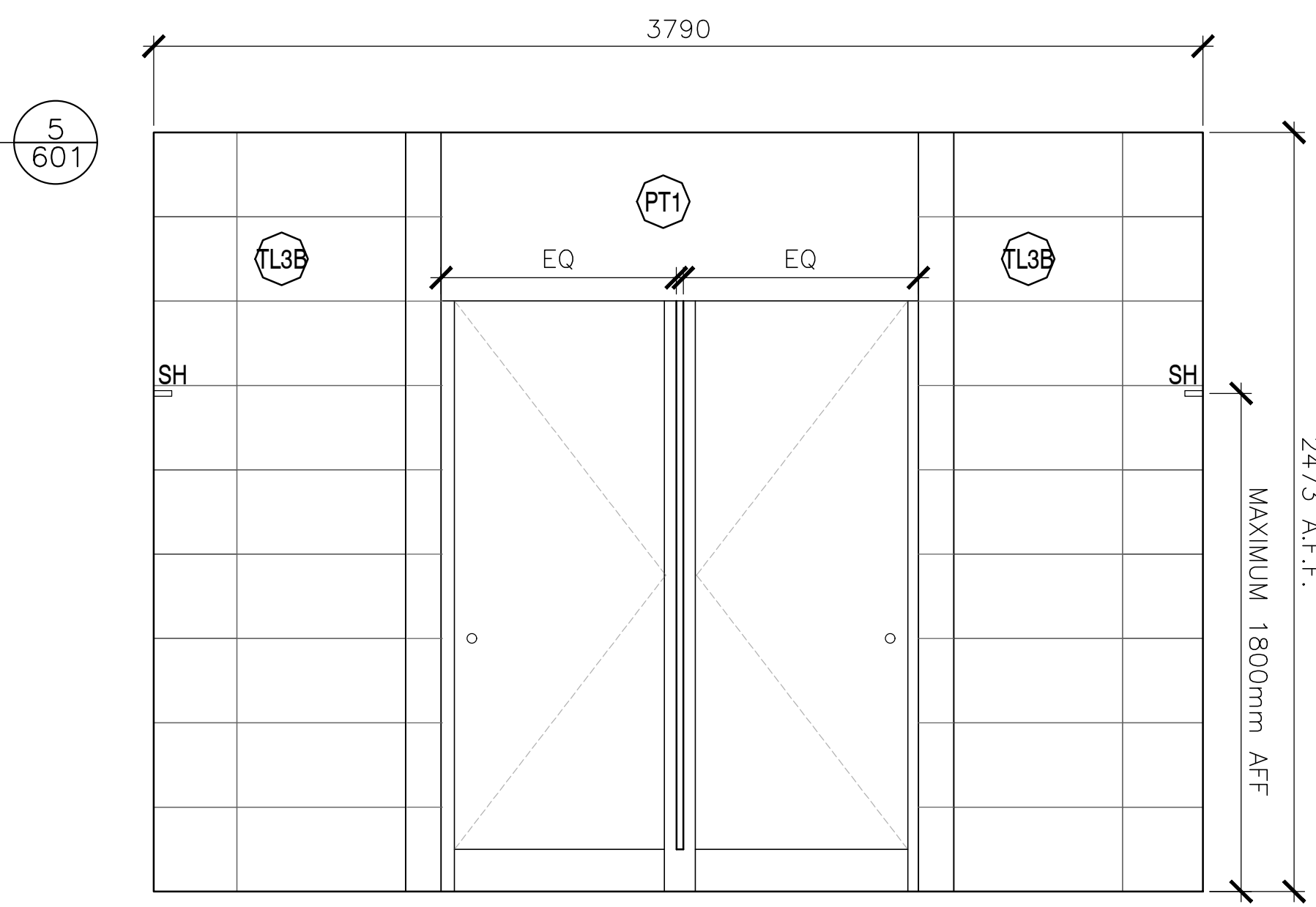
3 FEMALE WASHROOM - ELEVATION
SCALE: 1:20



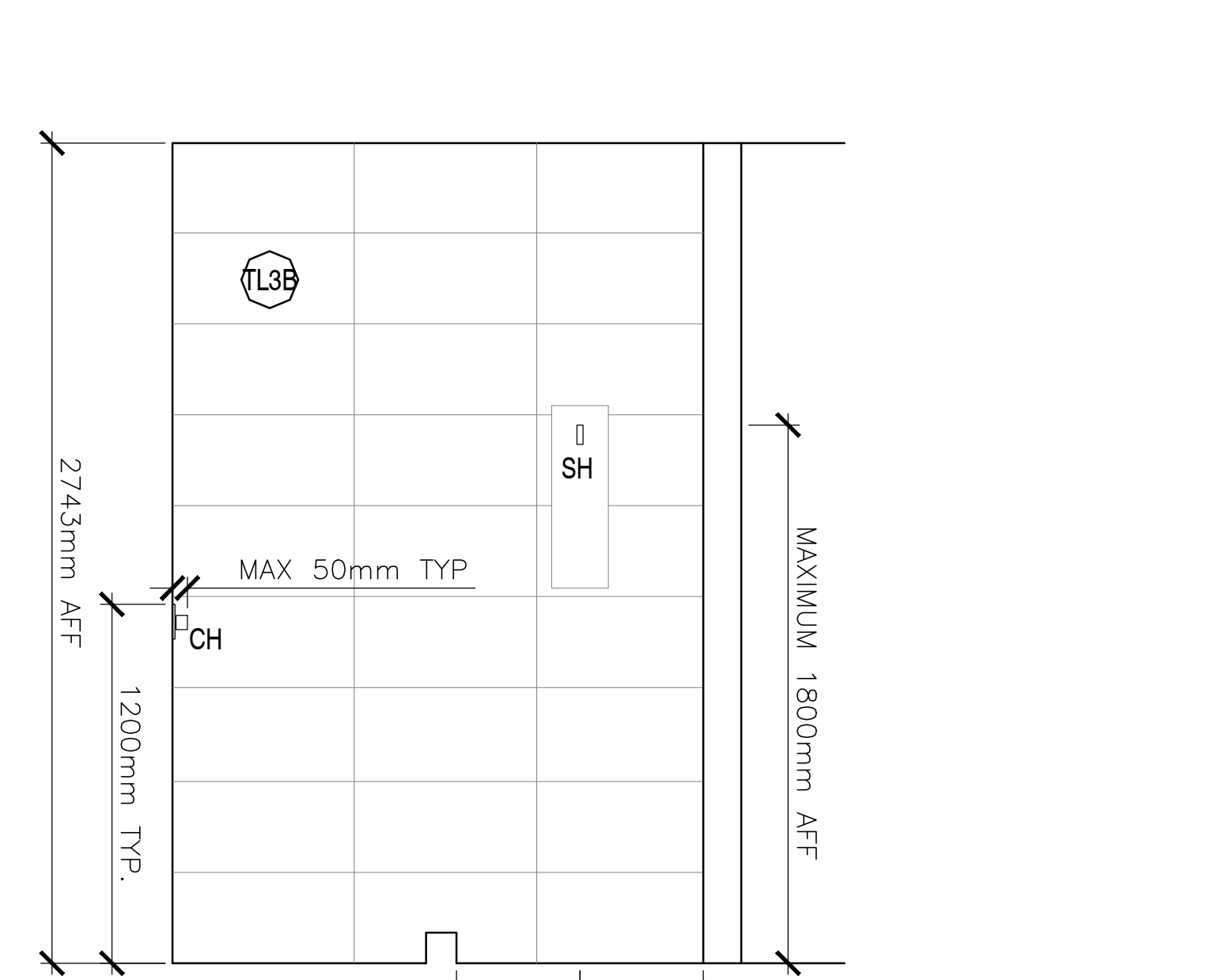
4 FEMALE WASHROOM - ELEVATION
SCALE: 1:20



5 FEMALE WASHROOM - ELEVATION
SCALE: 1:20



6 FEMALE WASHROOM - ELEVATION
SCALE: 1:20



7 FEMALE WASHROOM - SHOWER ELEVATION
SCALE: 1:20

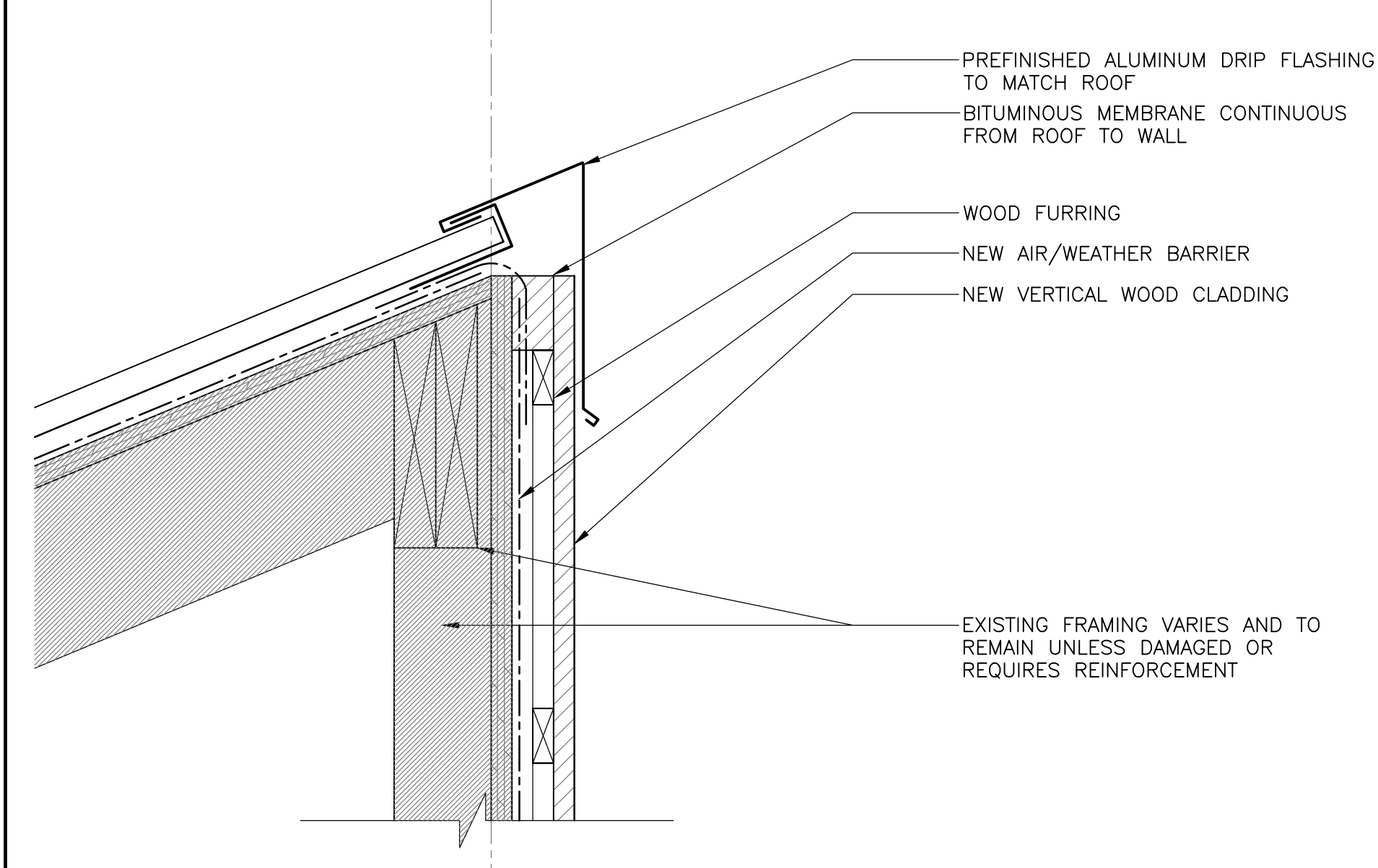


revisions	date
5	ISSUED FOR TENDER 01/31
4	ISSUED FOR B58 12/21
3	ISSUED FOR B54 11/15
2	ISSUED FOR B53 09/25
1	ISSUED FOR B52 08/09

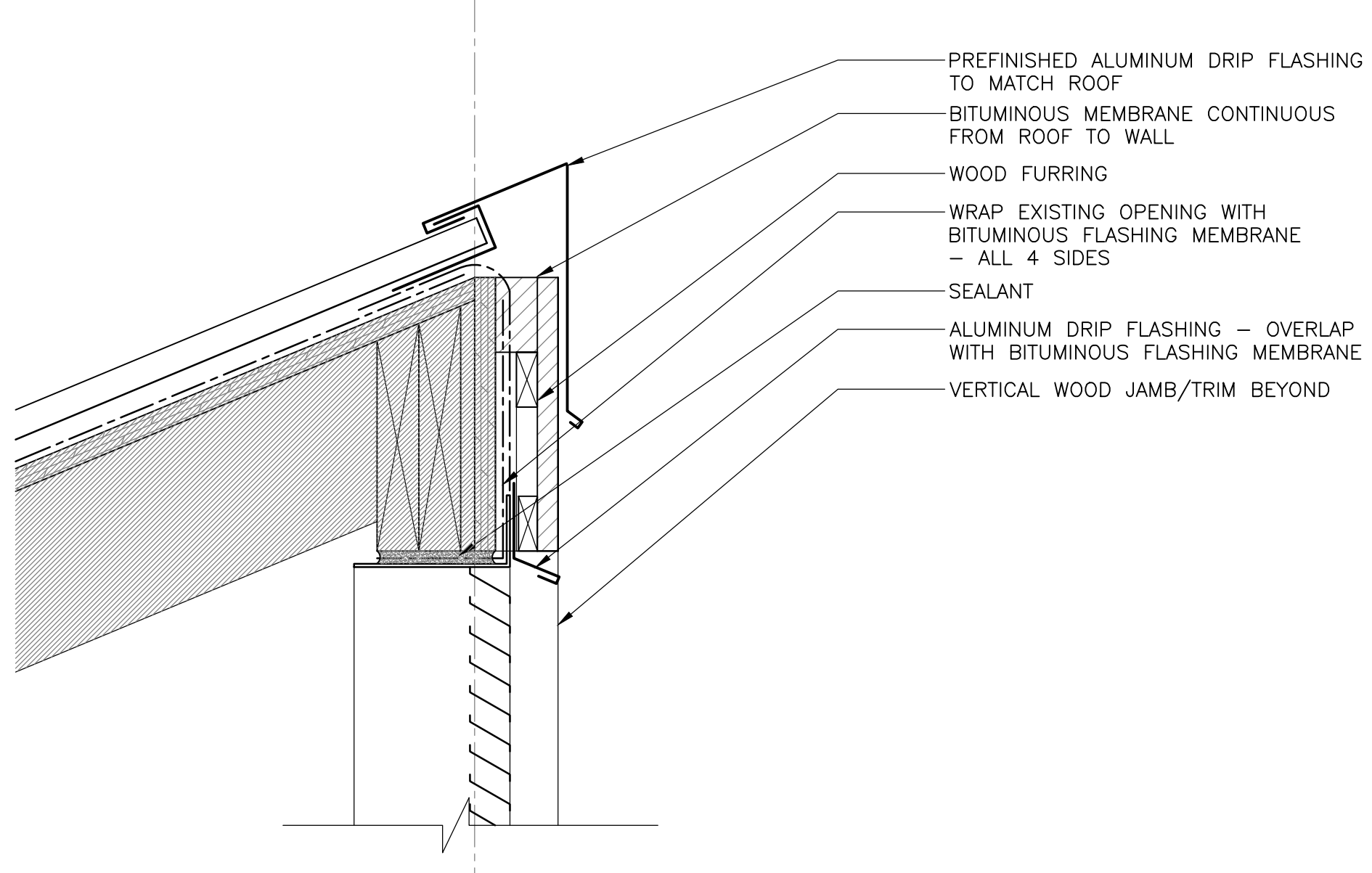
FACILITY REHABILITATION
KOUCHIBOUQUAC
NATIONAL PARK
KOUCHIBOUQUAC
NEW BRUNSWICK

SERVICE BUILDING 'F'
FEMALE WASHROOM

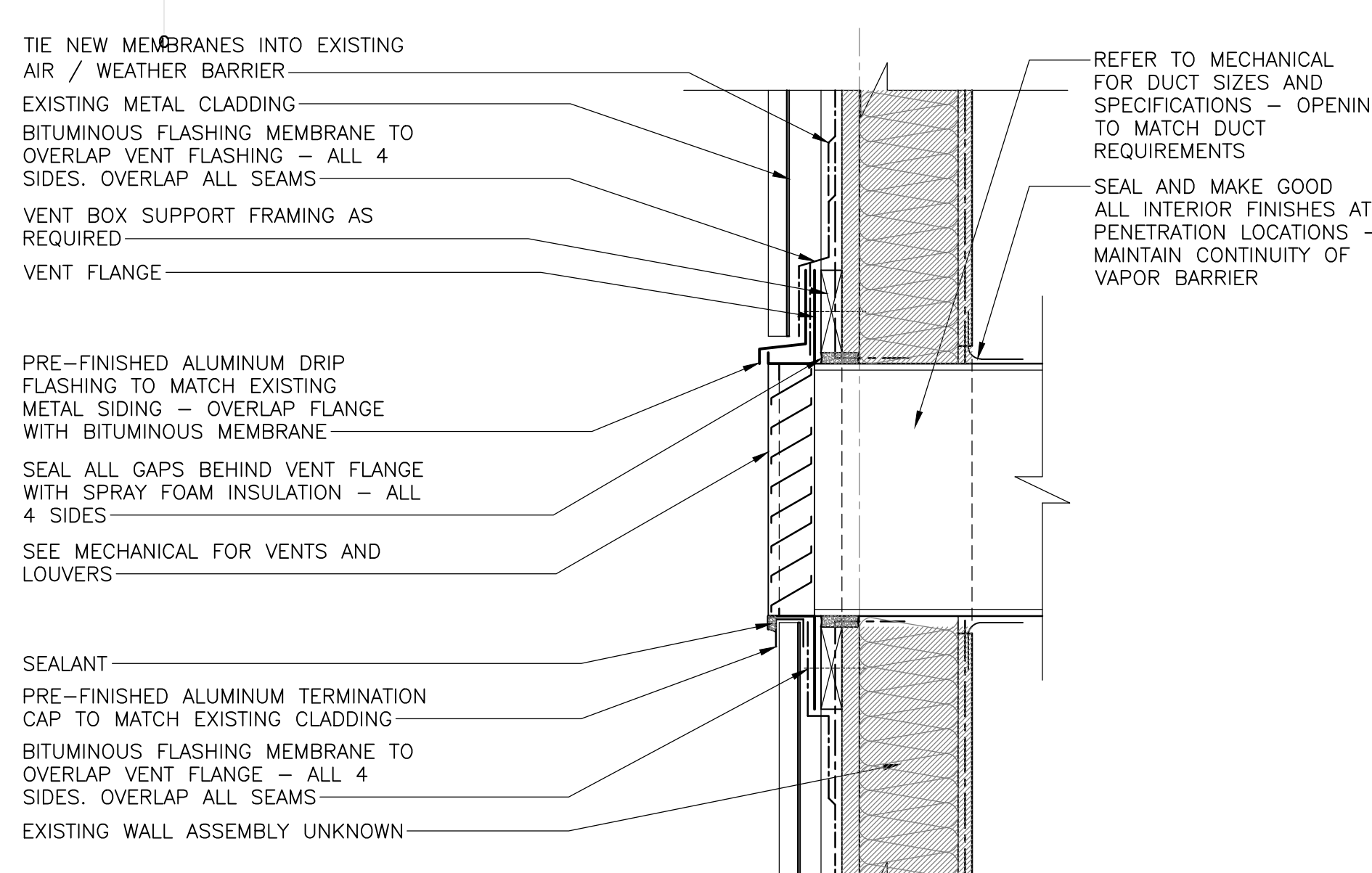
designer	conçu
date	
drawn	dessiné
date	
approved	approuvé
date	
Tender	Submission
date	
FWGSC Project Manager	Administrateur de projets TPSC
project number	no. du projet
1848-954	
drawing no.	no. du dessin
A-204	



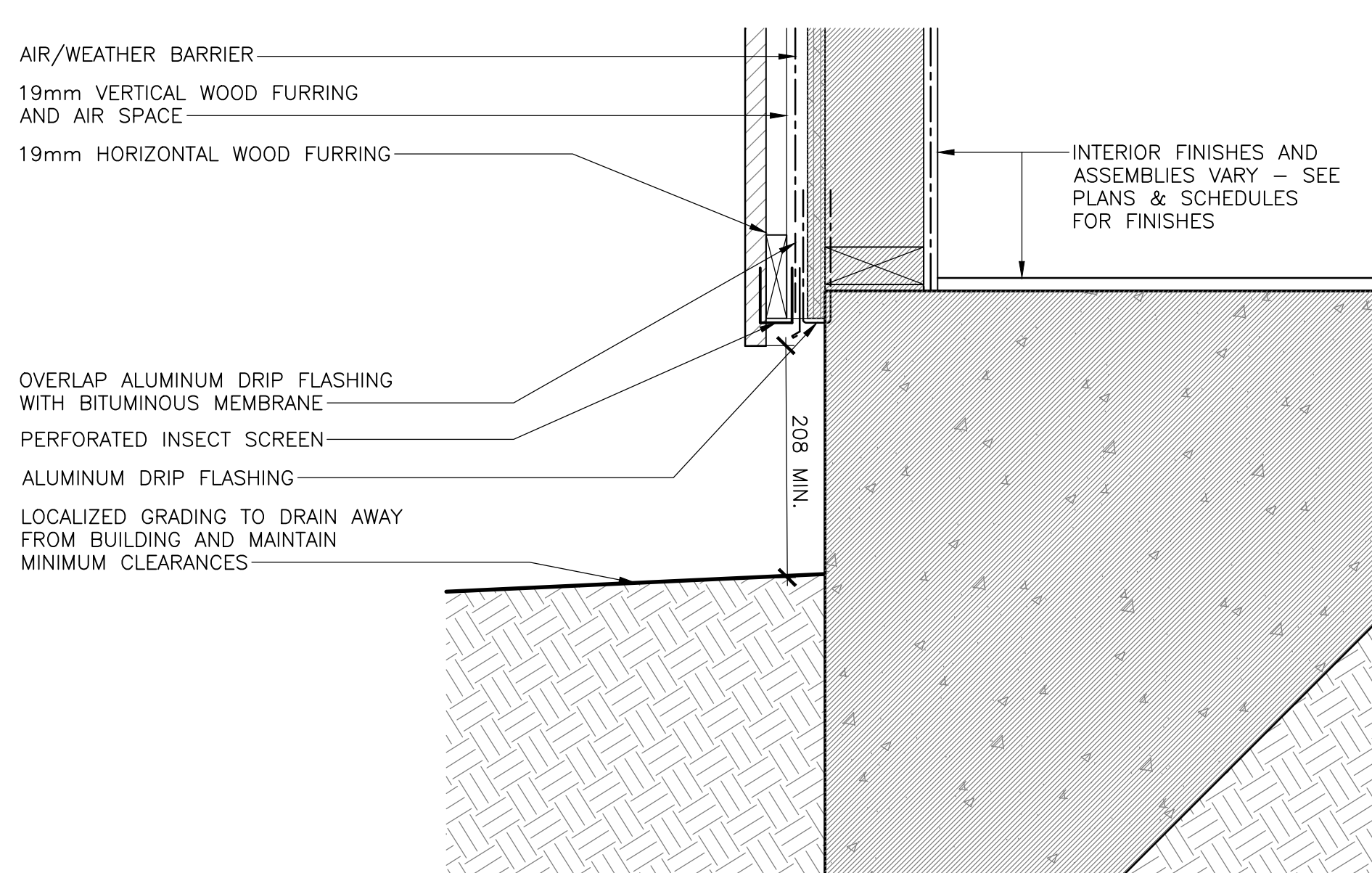
1 SECTION DETAIL - PEAK CONDITION
501 SCALE: 1:5



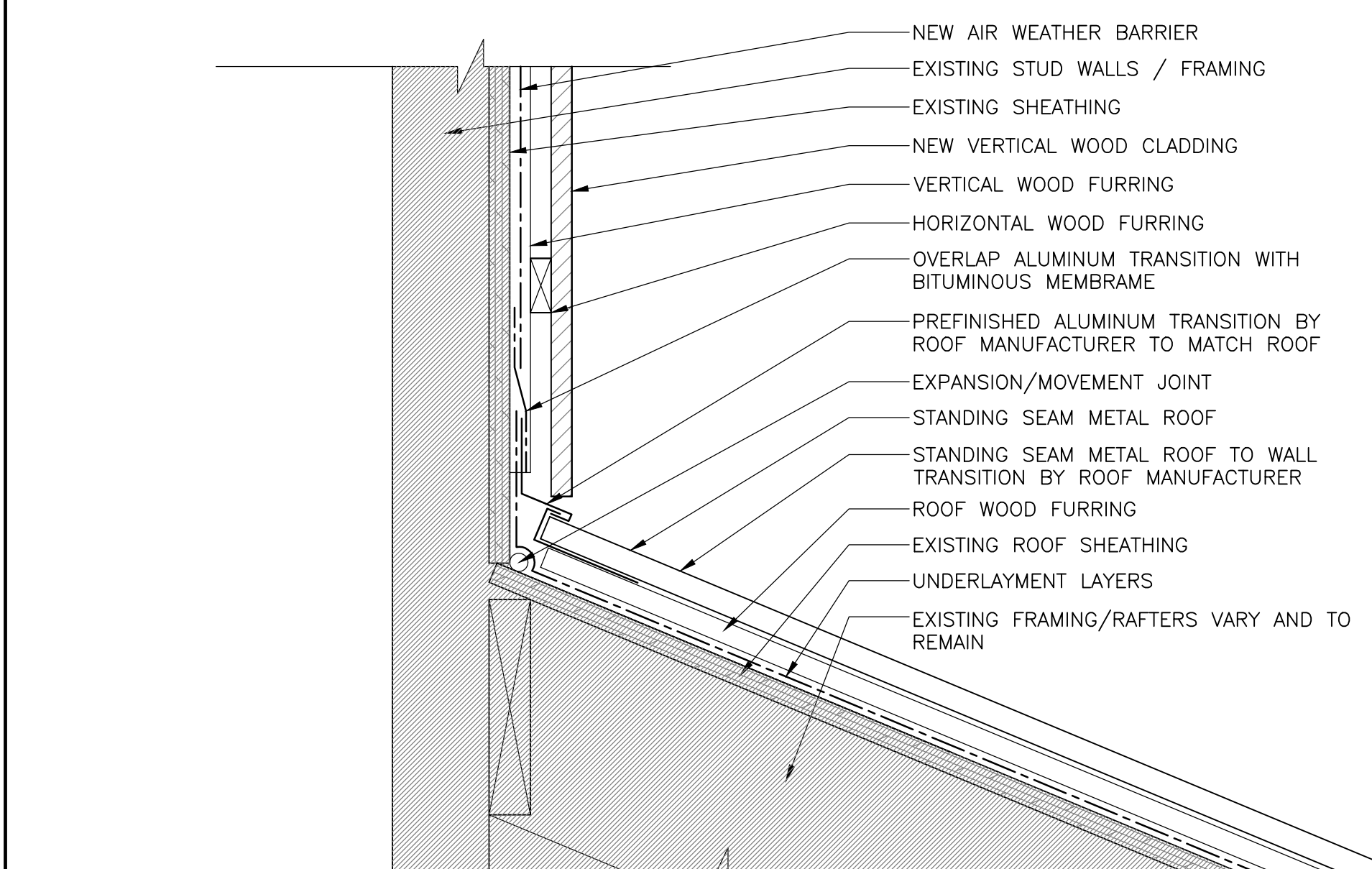
5 SECTION DETAIL - TOP OF VENT
501 SCALE: 1:5



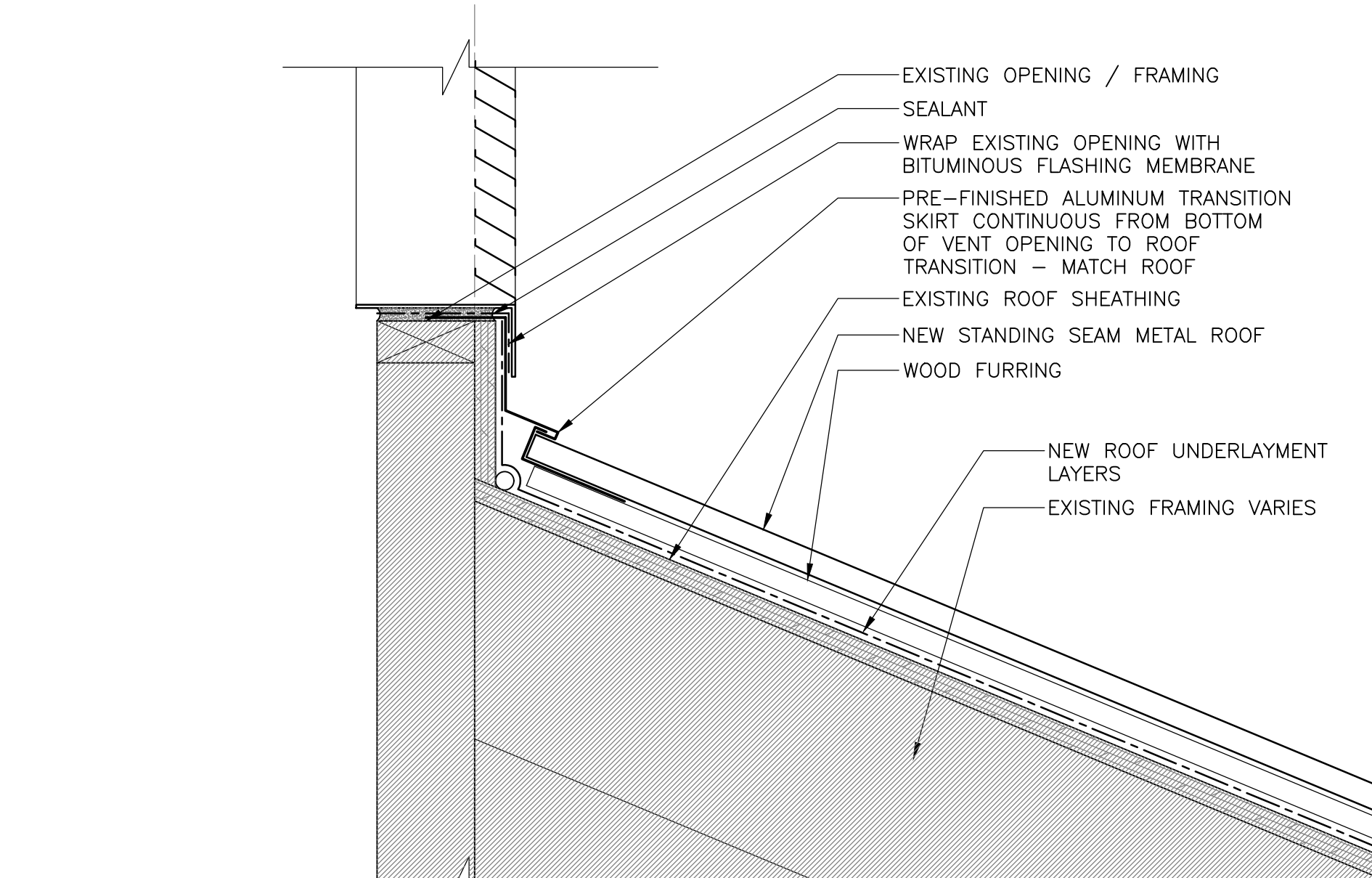
9 SECTION DETAIL - VENT ADMIN BLD.
501 SCALE: 1:5



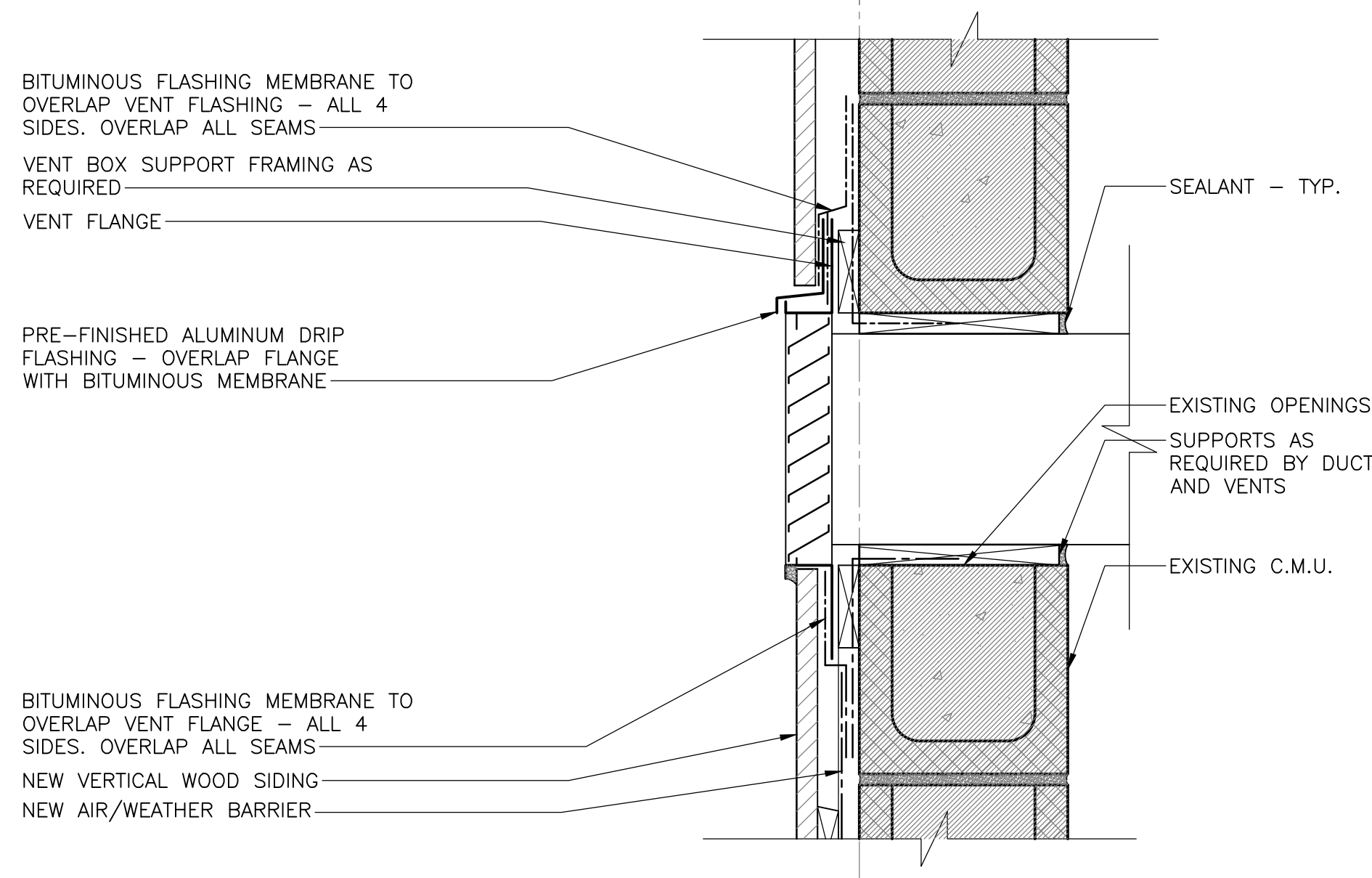
13 SECTION DETAIL - WALL BASE K1,K2
301 SCALE: 1:5



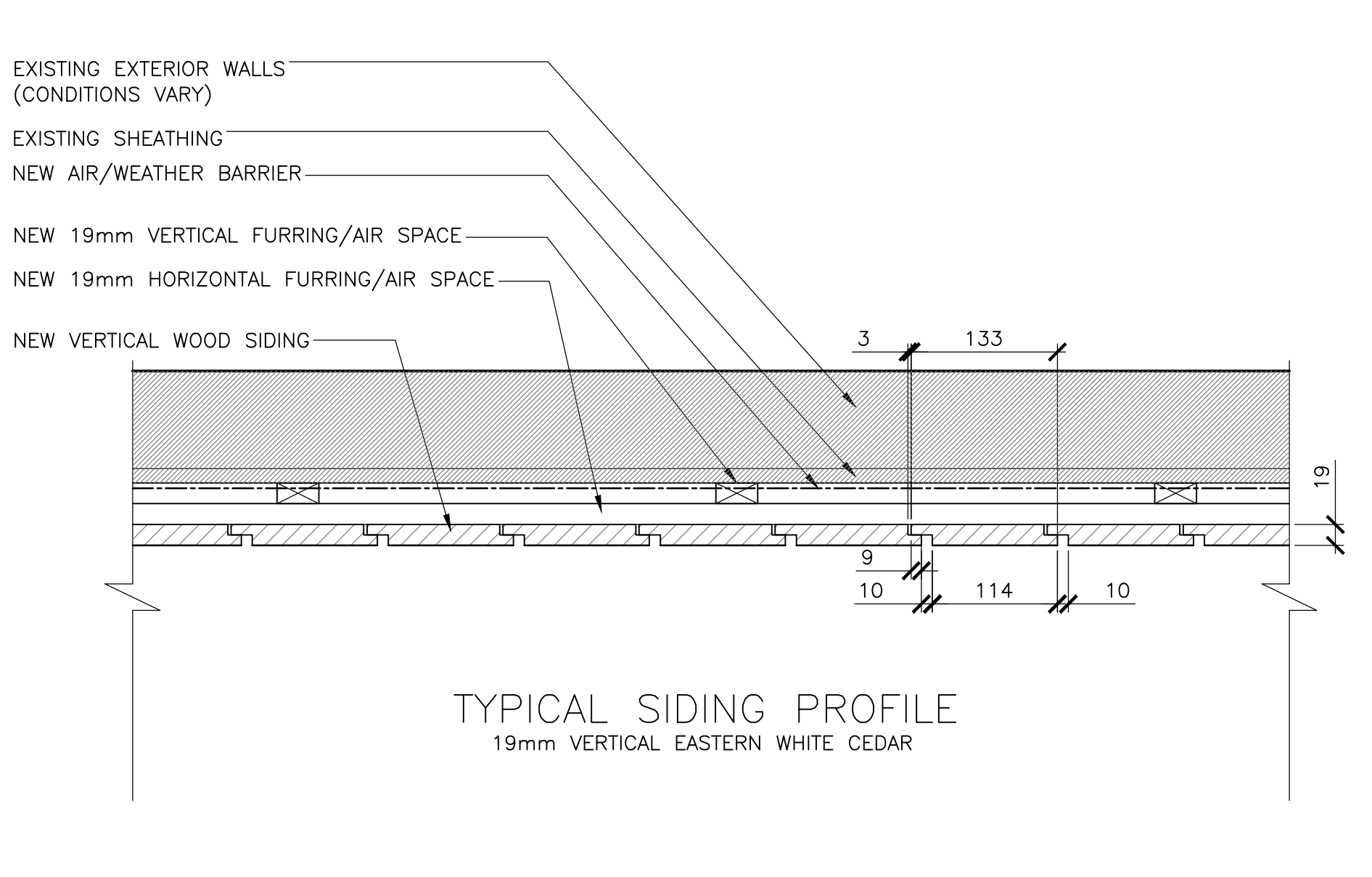
2 SECTION DETAIL - TYP. TRANSITION
501 SCALE: 1:5



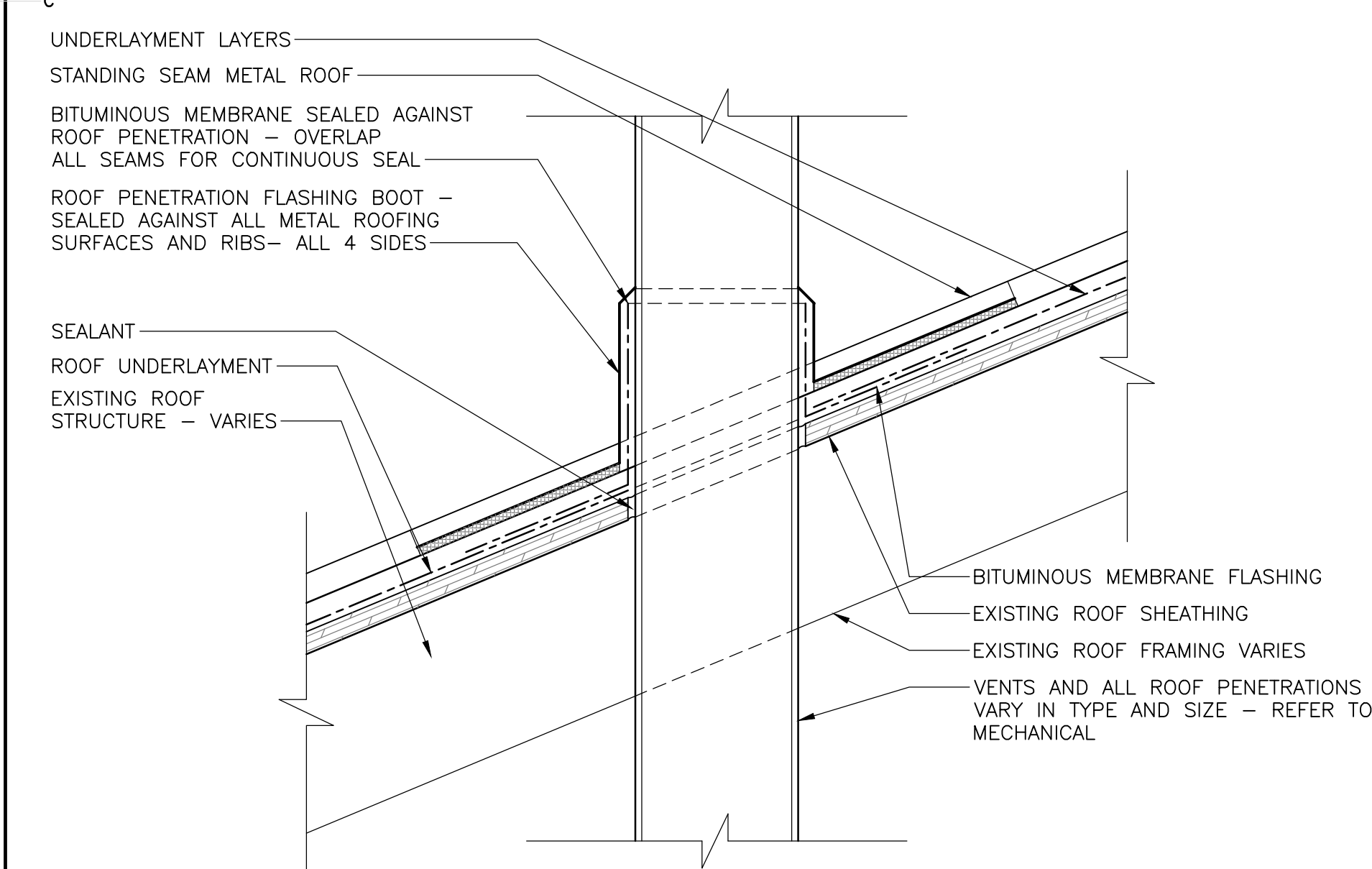
6 SECTION DETAIL - BOTTOM OF VENT
501 SCALE: 1:5



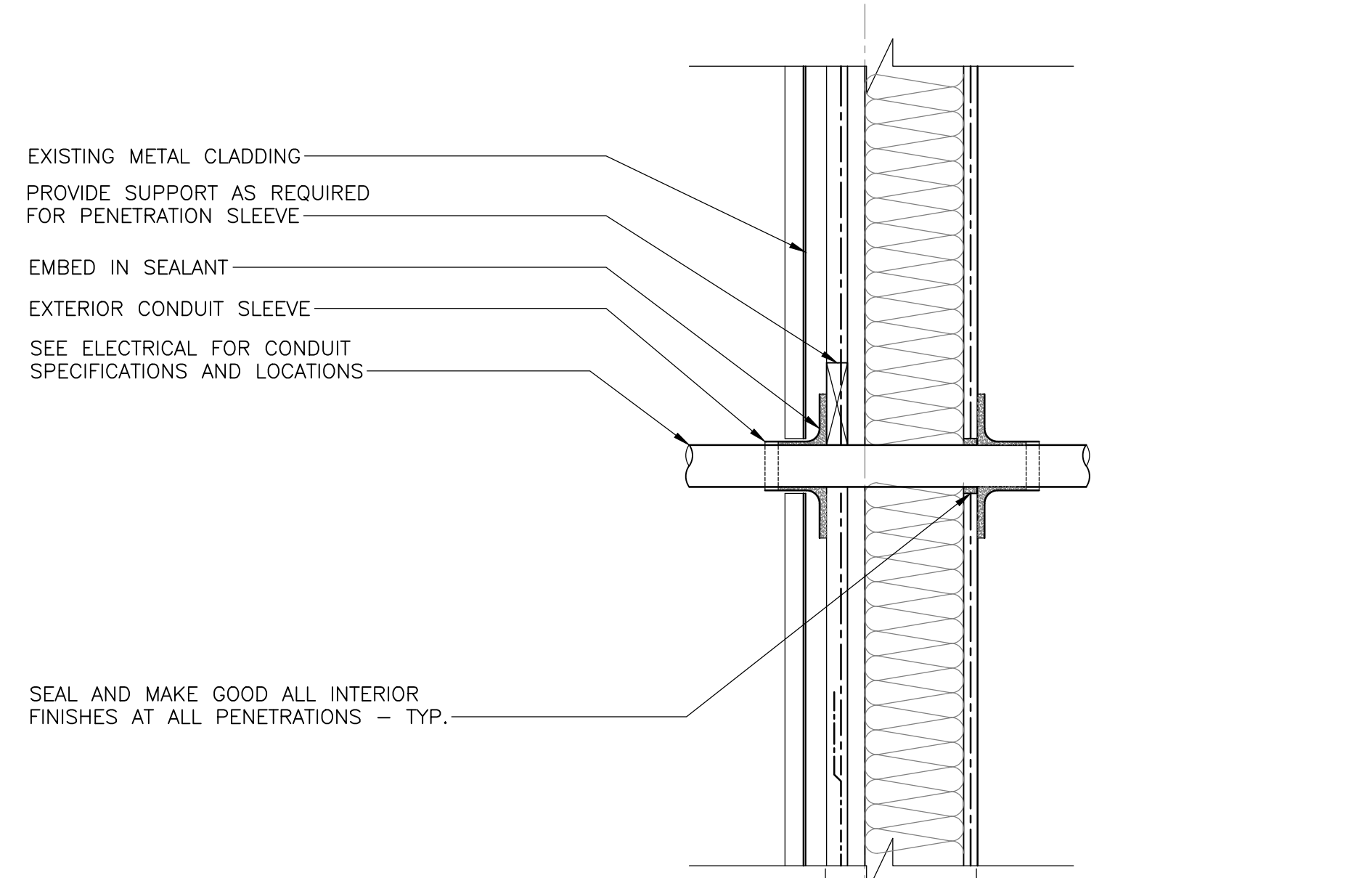
10 SECTION DETAIL - VENT KELLY'S BLD.
501 SCALE: 1:5



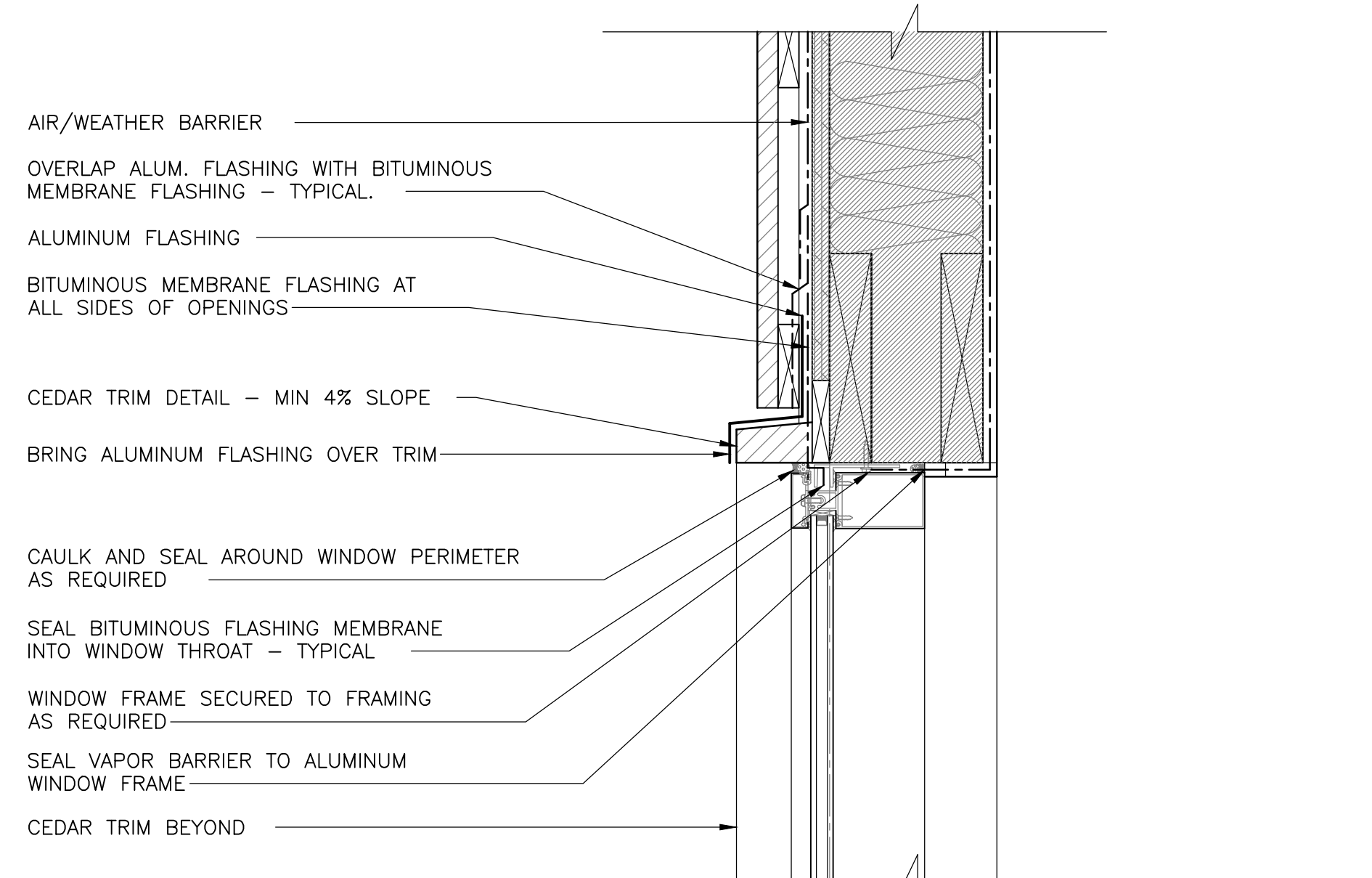
14 PLAN DETAIL - VERTICAL SIDING, TYP.
501 SCALE: 1:5



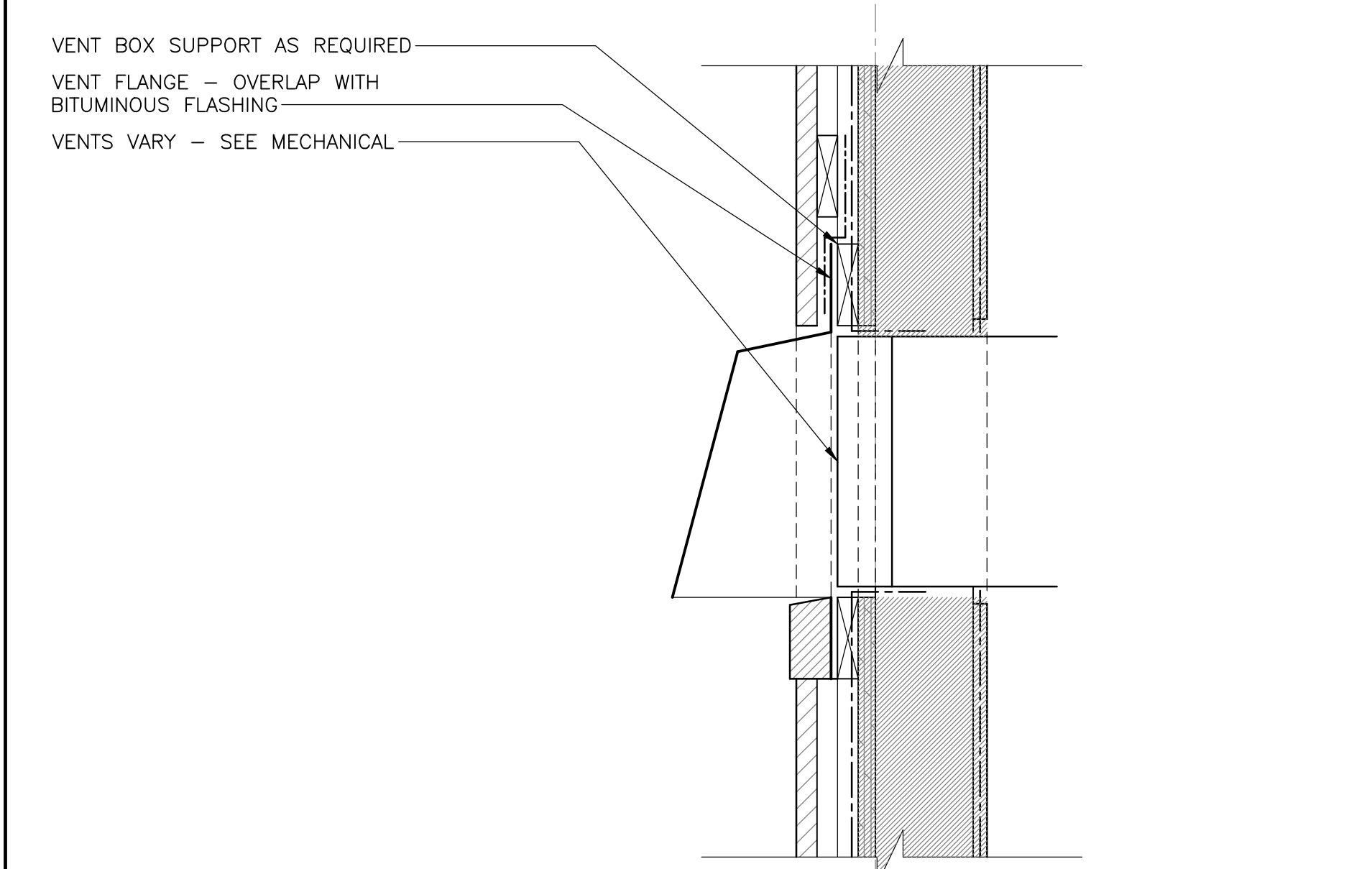
3 SECTION DETAIL - METAL ROOF PENETRATION
501 SCALE: 1:5



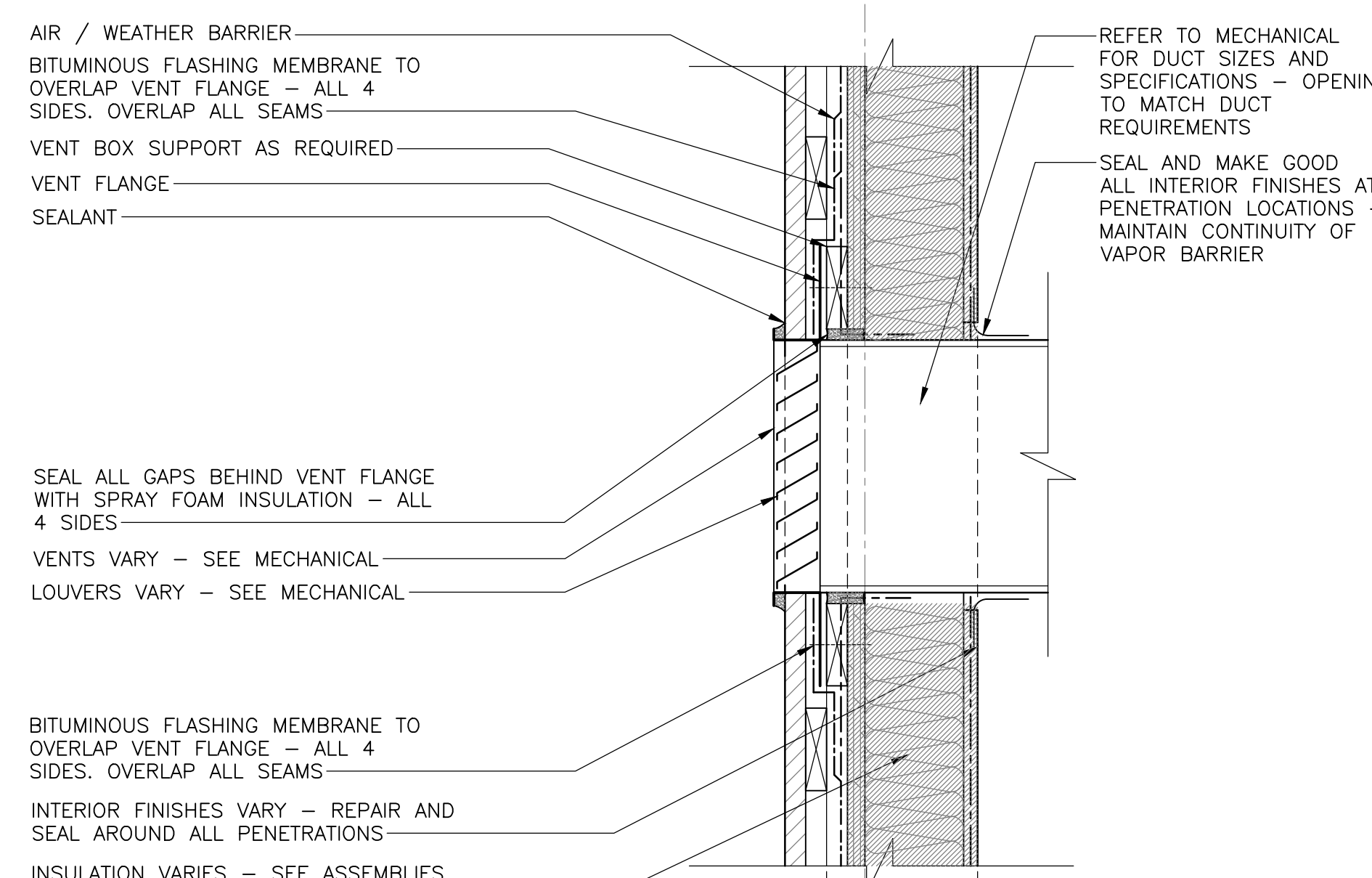
7 SECTION DETAIL - CONDUIT EXT WALL ADMIN BLD.
501 SCALE: 1:5



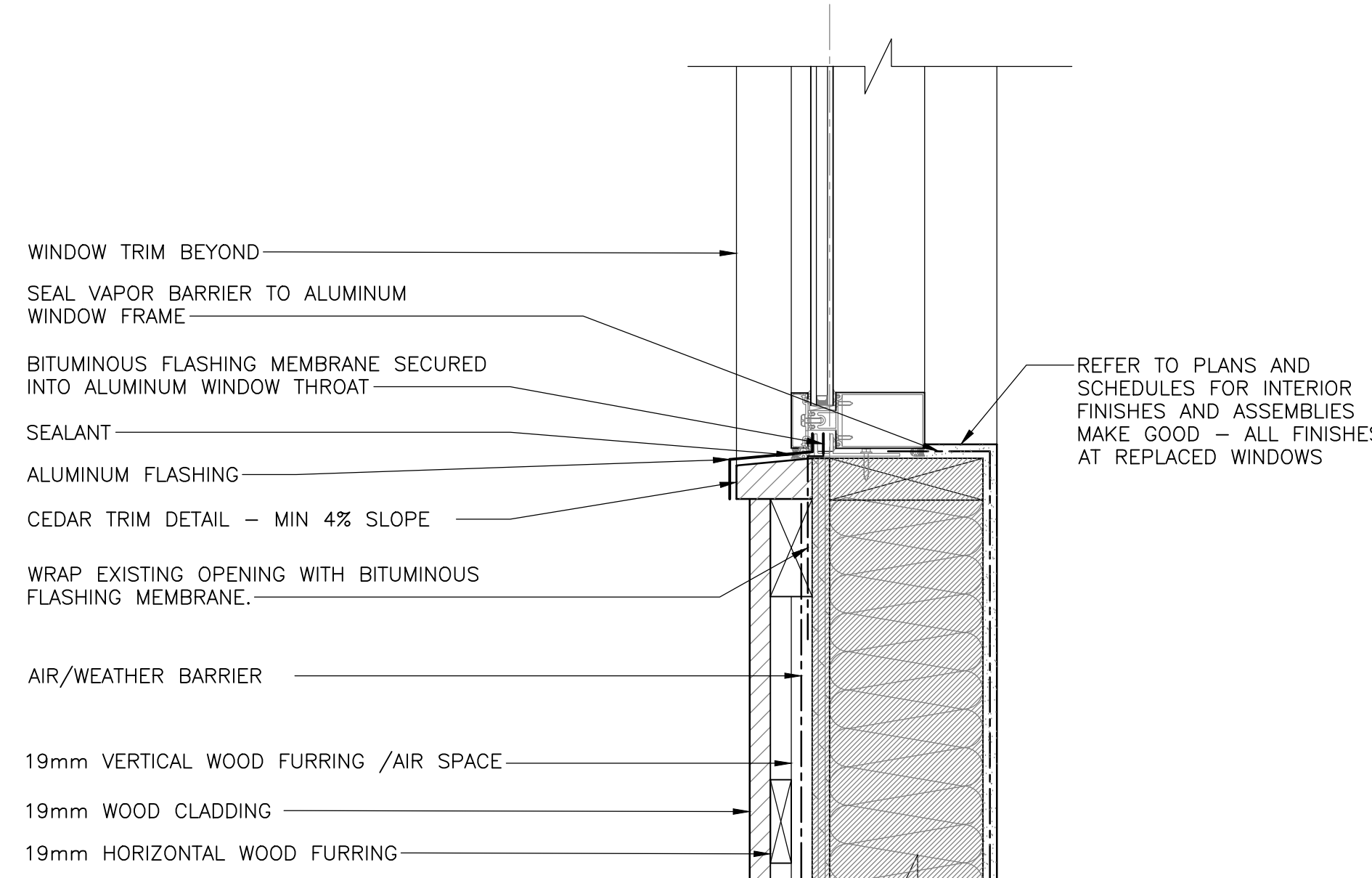
11 SECTION DETAIL - TYP. HEADER K1,K2
501 SCALE: 1:5



4 SECTION DETAIL - VENT HOOD
501 SCALE: 1:5




8 SECTION DETAIL - VENT WOOD BLD.
501 SCALE: 1:5



12 SECTION DETAIL - TYP. SILL K1,K2
501 SCALE: 1:5

Canada
EKISTICS PLANNING & DESIGN
1 STARR LANE, DARTMOUTH
PH: (902)461-2525 FAX: (902)465-3131



5	ISSUED FOR TENDER	01/31
4	ISSUED FOR BS8	12/21
3	ISSUED FOR BS4	11/15
2	ISSUED FOR BS3	09/25
1	ISSUED FOR BS2	08/09

project FACILITY REHABILITATION
KOUCHIBOUGUAC
NATIONAL PARK
KOUCHIBOUGUAC
NEW BRUNSWICK

MISCELLANEOUS DETAILS

designed	Ekistics Planning & Design	concep
drawn		dessiné
approved		approuvé
Tender		Submission
FWSC Project Manager	Administrateur de projets TPSC	
project number		no. du projet
drawing no.		no. du dessin

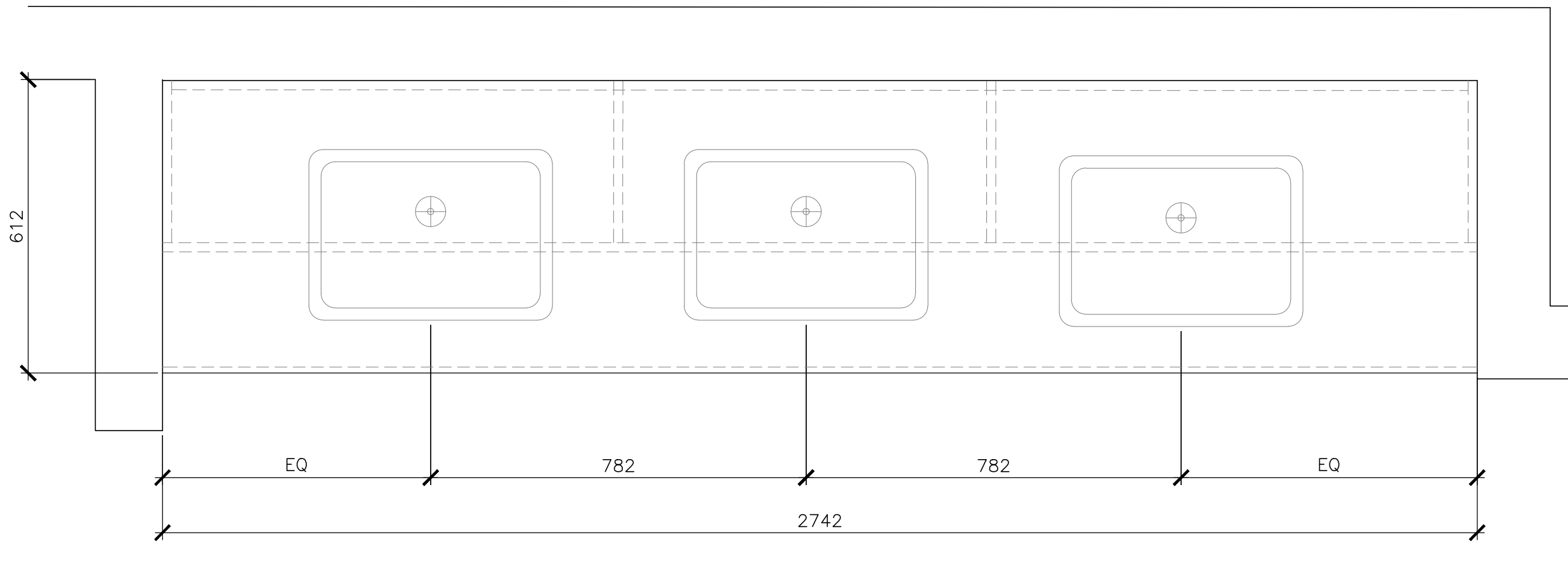


5	ISSUED FOR TENDER	01/31
4	ISSUED FOR BS8	12/21
3	ISSUED FOR BS4	11/15
2	ISSUED FOR BS3	09/25
1	ISSUED FOR BS2	08/09

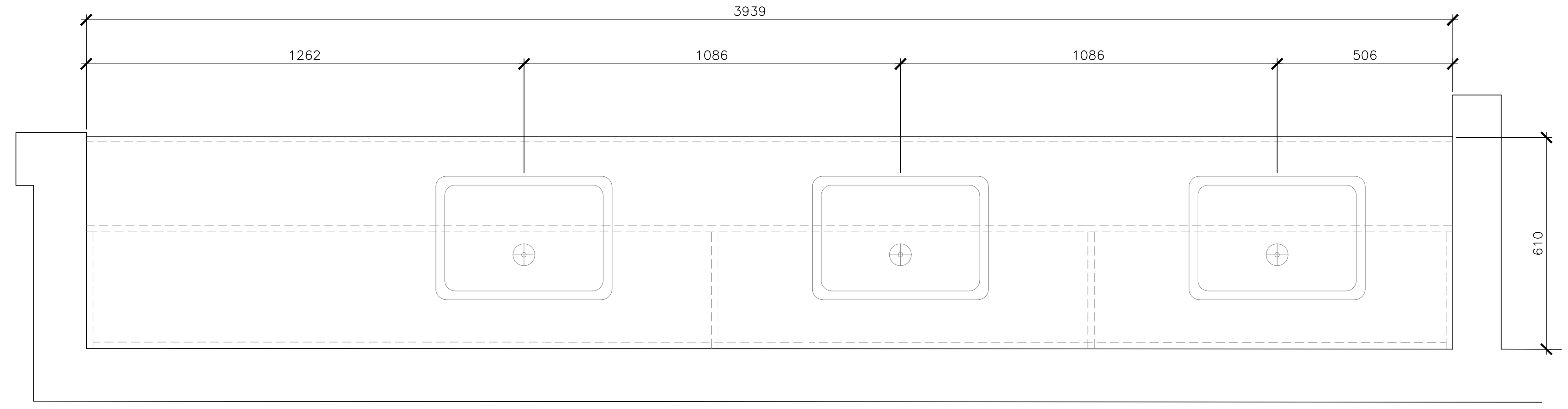
revisions date
 project
 FACILITY REHABILITATION
 KOUCHIBOUQUAC
 NATIONAL PARK
 KOUCHIBOUQUAC
 NEW BRUNSWICK

drawing design
 SERVICE BUILDING 'F'
 WASHROOM MILLWORK

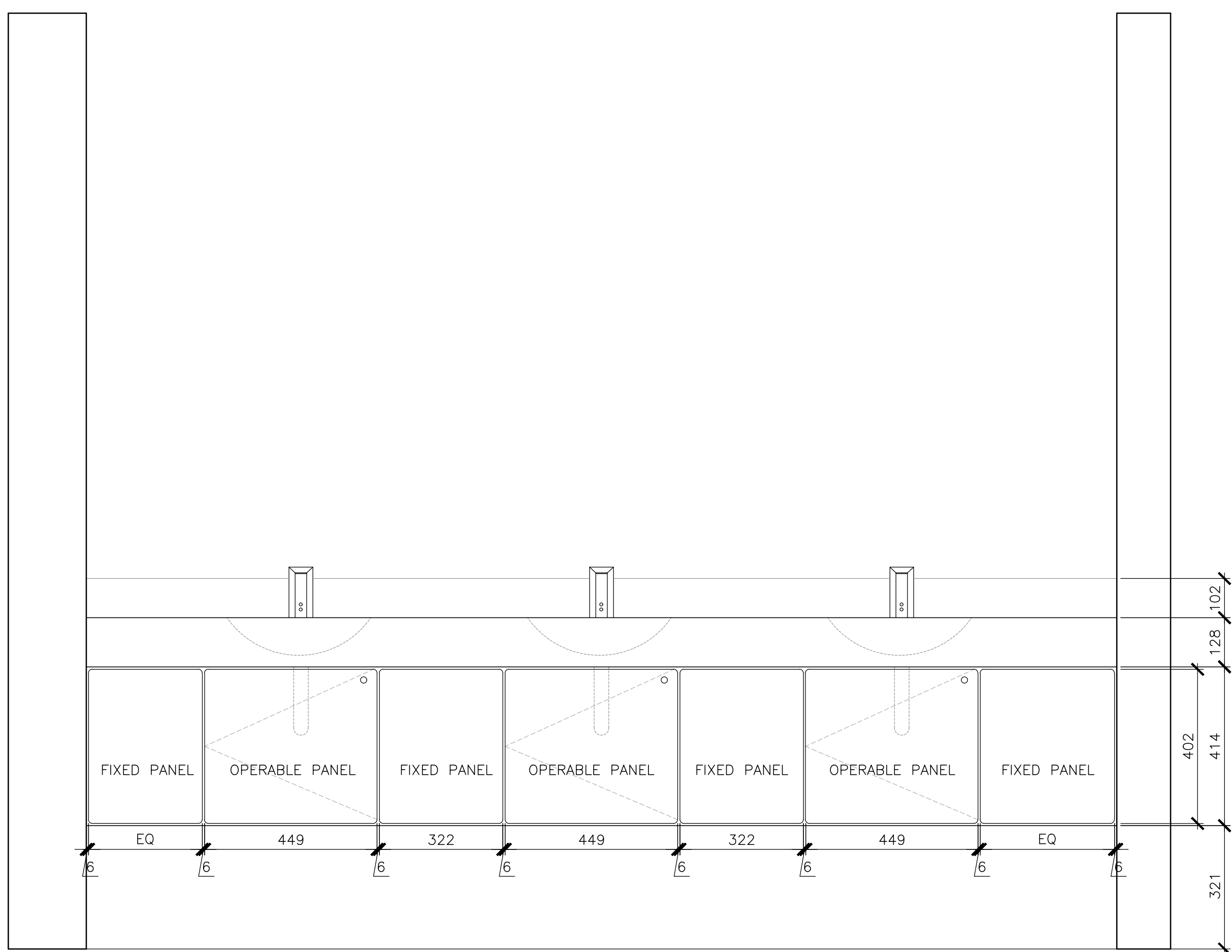
designed	conçu
date	
drawn	dessiné
date	
approved	approuvé
date	
Tender	Submission
FWGSC Project Manager	Administrateur de projets TPSC
project number	no. du projet
1848-954	
drawing no.	no. du dessin
A-601	



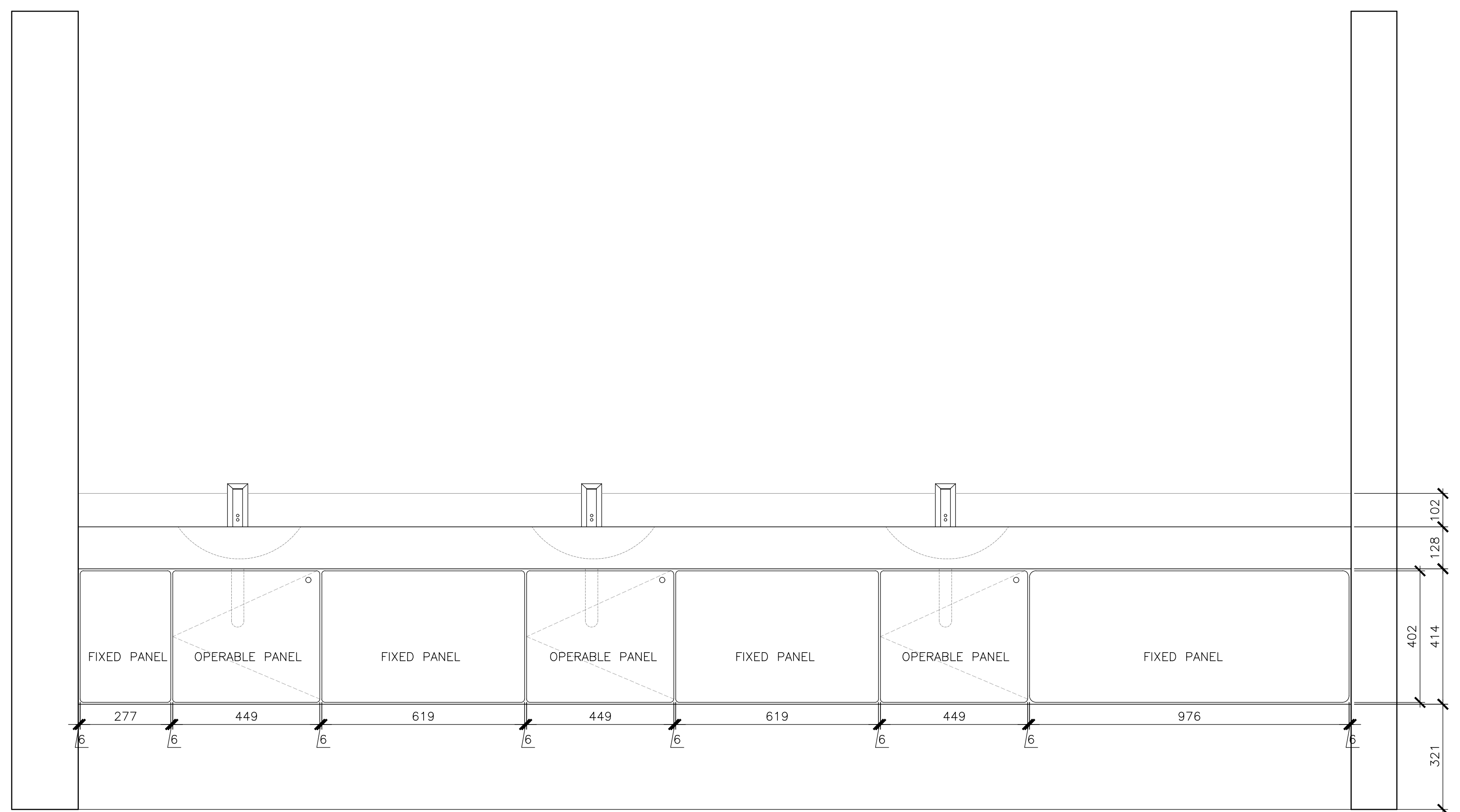
1 MW1 - PLAN
 SCALE: 1:10
 0mm 100 200 300 400 500 600 700 800 900 1000mm



3 MW2 - PLAN
 SCALE: 1:10
 0mm 100 200 300 400 500 600 700 800 900 1000mm



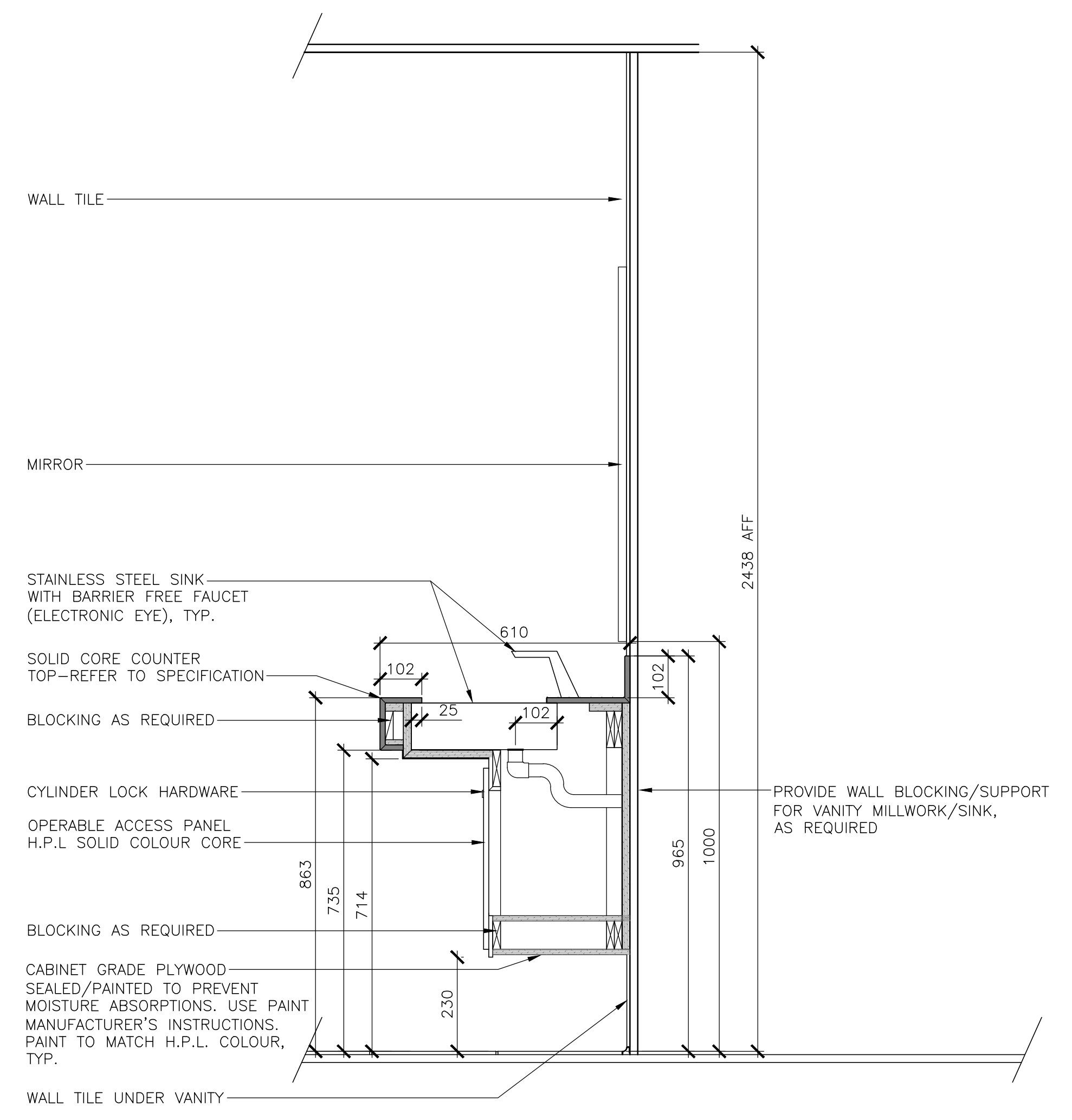
2 MW1 FRONT ELEVATIONS
 SCALE: 1:10
 0mm 100 200 300 400 500 600 700 800 900 1000mm



4 MW2 FRONT ELEVATIONS
 SCALE: 1:10
 0mm 100 200 300 400 500 600 700 800 900 1000mm

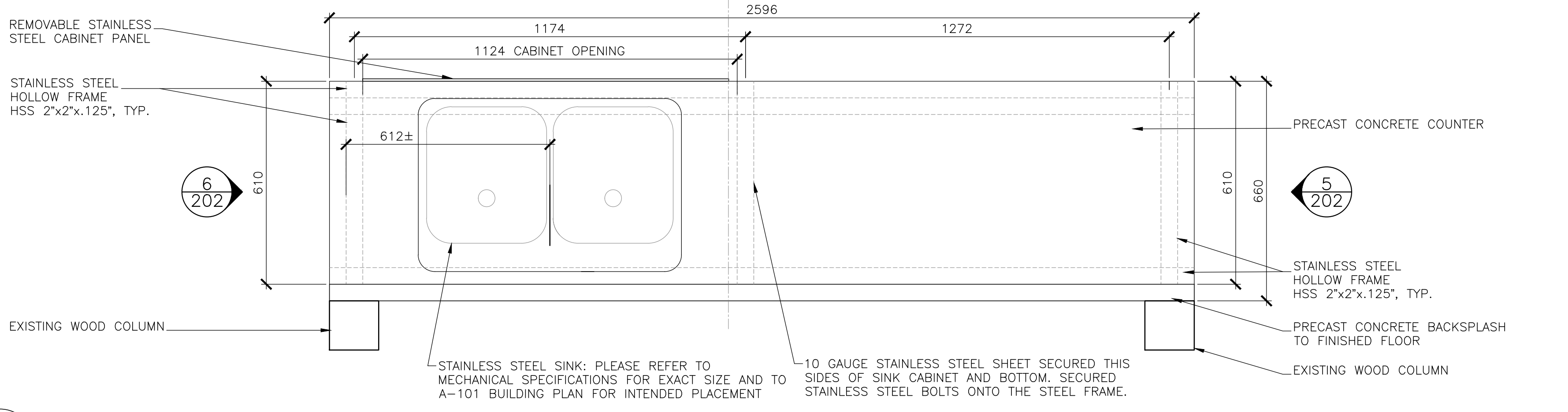
MILLWORK GENERAL NOTES

- ALL DIMENSIONS ARE TO BE VERIFIED ON SITE.
- PROVIDE BLOCKING AS NEEDED
- REFER TO ARCHITECTURAL SPECIFICATIONS FOR DETAILS

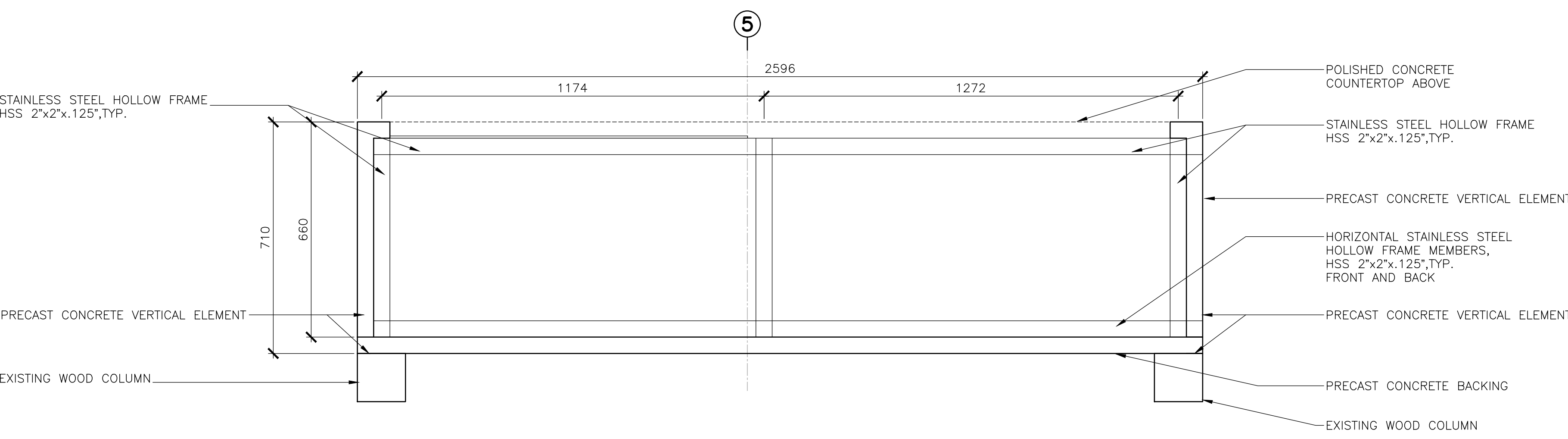


5 MW1 & MW2 - SECTION
 SCALE: 1:10
 0mm 100 200 300 400 500 600 700 800 900 1000mm

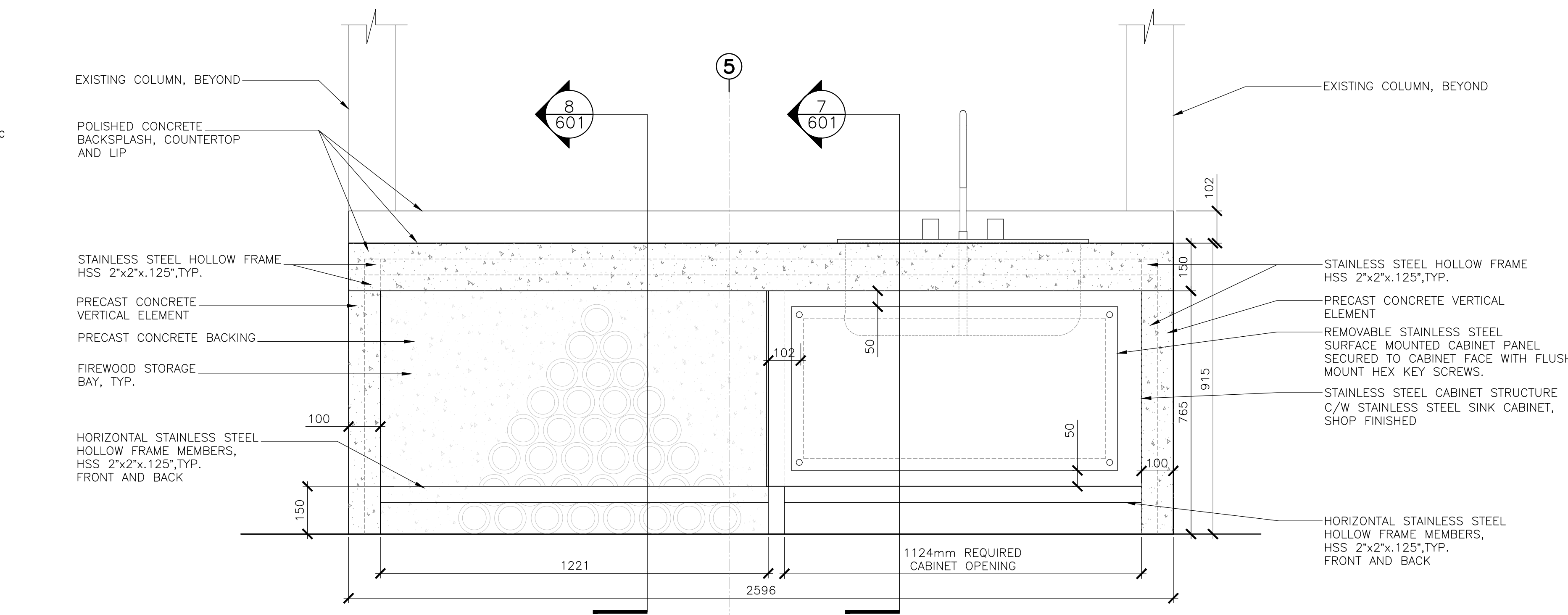
FOR MILLWORK ORIENTATION
PLEASE REFER TO
A-101 FLOOR PLAN



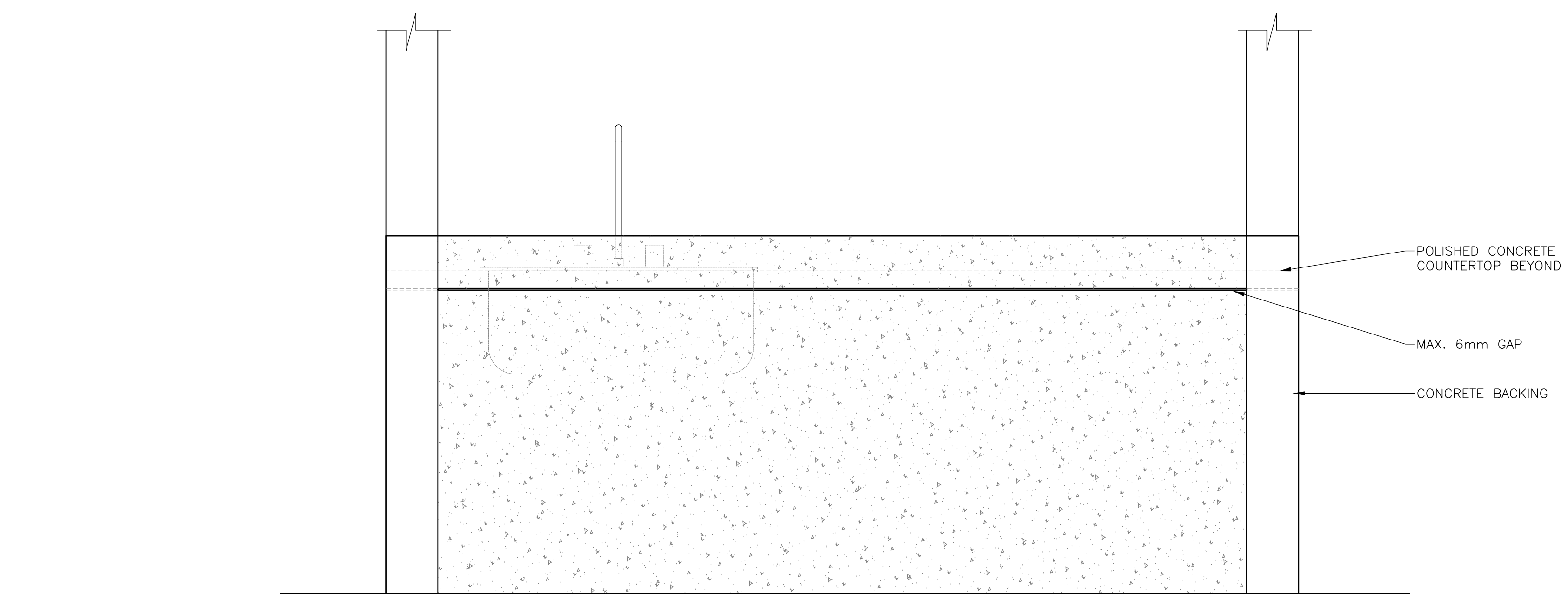
1
602 MW1: WORK COUNTER - PLAN
SCALE: 1:10
0mm 100 200 300 400 500 600 700 800 900 1000mm



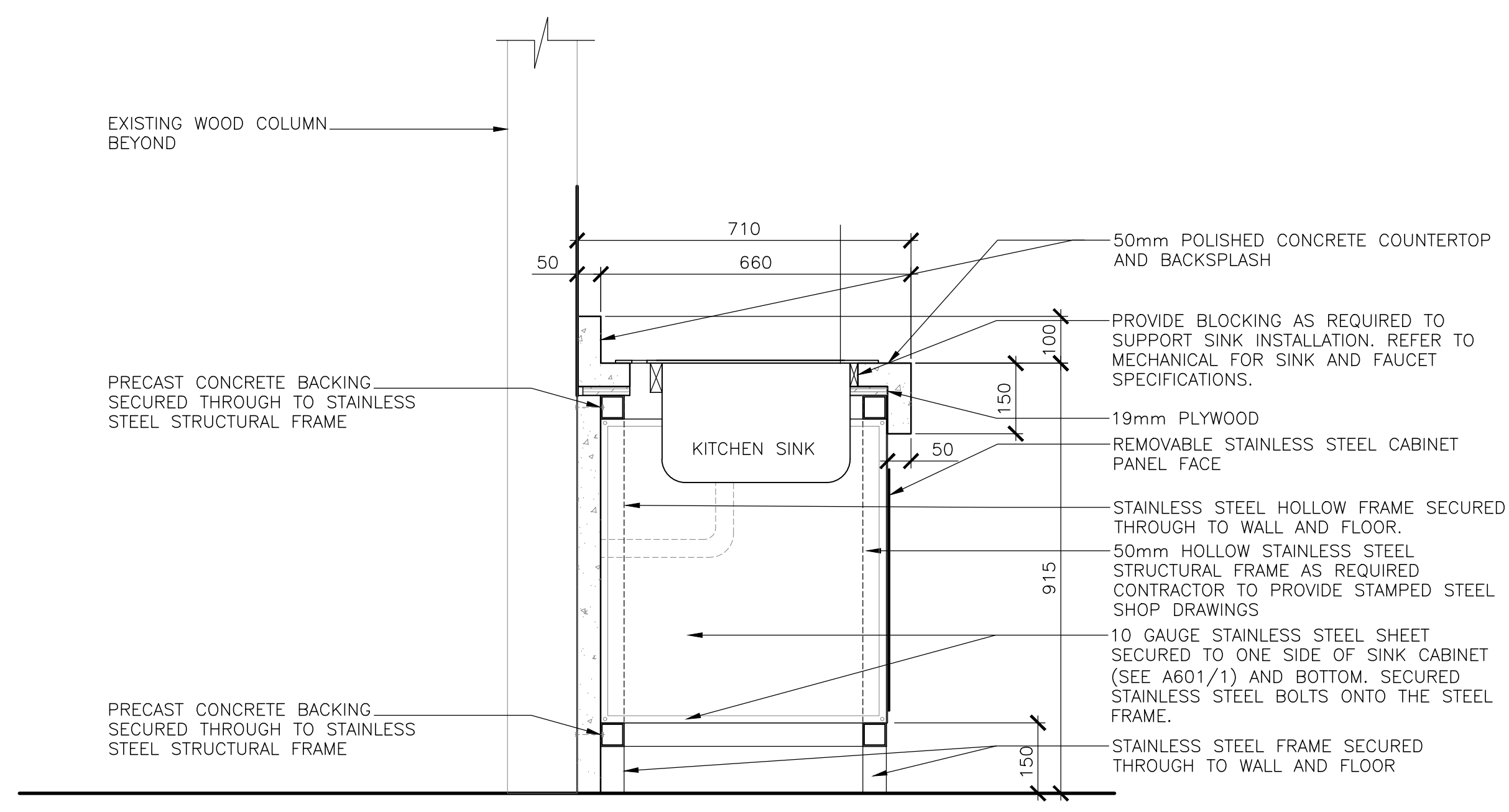
2
602 MW1: WORK COUNTER - FRAMING PLAN
SCALE: 1:10
0mm 100 200 300 400 500 600 700 800 900 1000mm



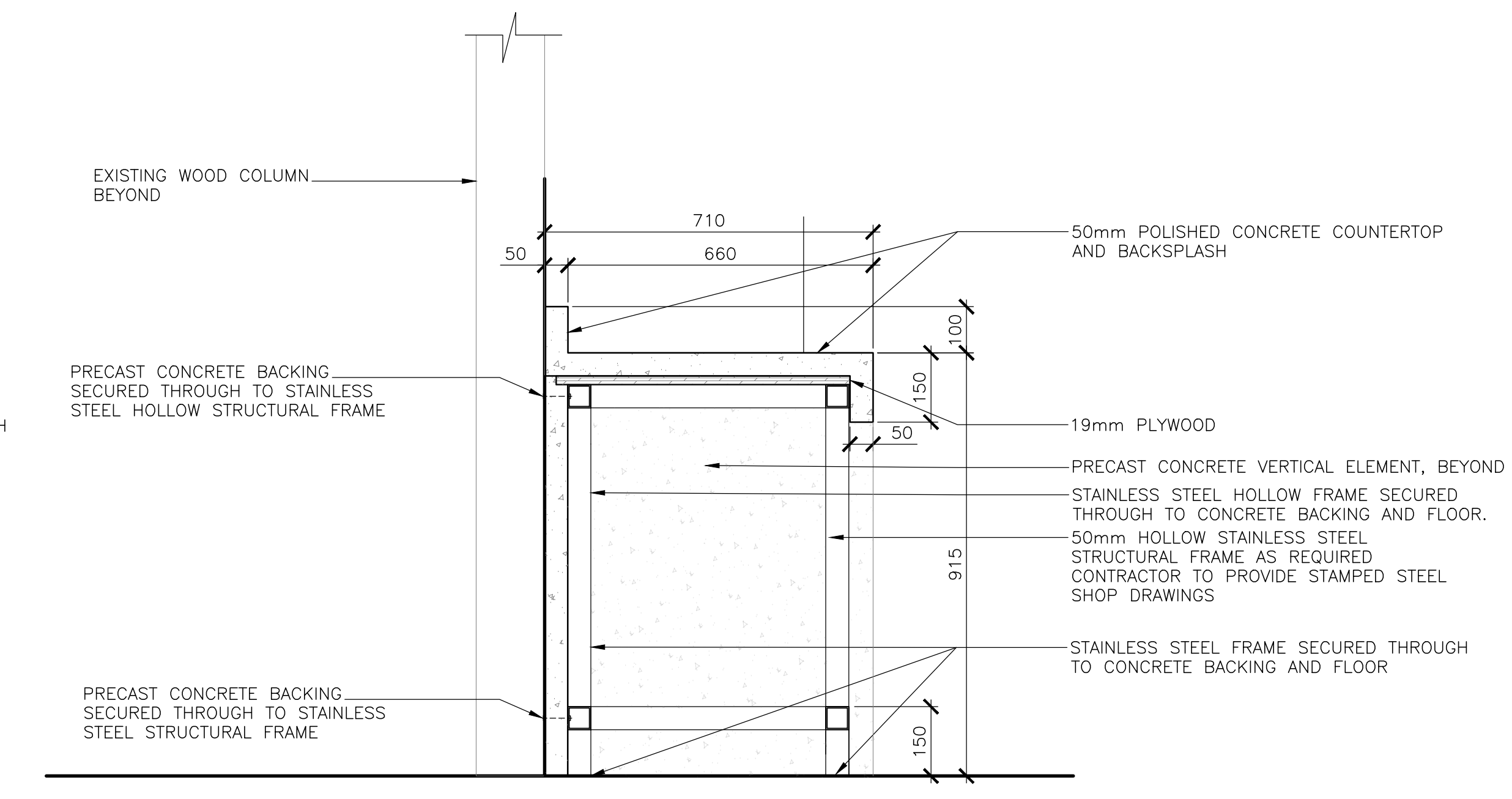
3
602 MW1: WORK COUNTER - FRONT ELEVATION
SCALE: 1:10
0mm 100 200 300 400 500 600 700 800 900 1000mm



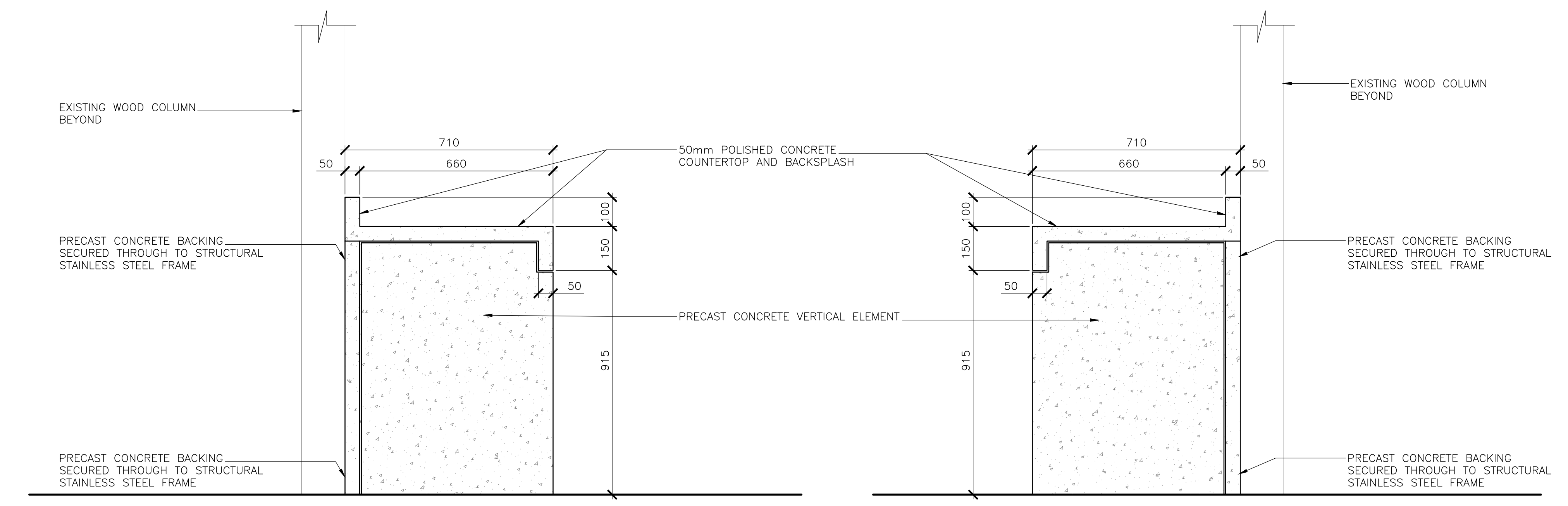
4
602 MW1: WORK COUNTER - BACK ELEVATION
SCALE: 1:10
0mm 100 200 300 400 500 600 700 800 900 1000mm



3
602 SECTION DETAIL - WOOD STORAGE
SCALE: 1:10
0mm 500mm 1000mm 1500mm 2000mm 2500mm



3
602 SECTION DETAIL - WOOD STORAGE
SCALE: 1:10
0mm 500mm 1000mm 1500mm 2000mm 2500mm



5
602 MW1: WORK COUNTER - SIDE ELEVATION
SCALE: 1:10
0mm 500mm 1000mm 1500mm 2000mm 2500mm

6
602 MW1: WORK COUNTER - SIDE ELEVATION
SCALE: 1:10
0mm 500mm 1000mm 1500mm 2000mm 2500mm

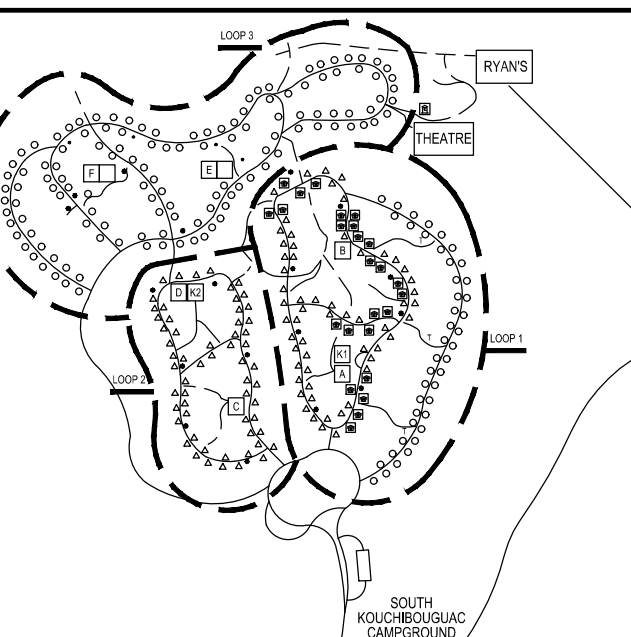


revisions	date	
5	ISSUED FOR TENDER	01/31
4	ISSUED FOR BS8	12/21
3	ISSUED FOR BS4	11/15
2	ISSUED FOR BS3	09/25
1	ISSUED FOR BS2	08/09

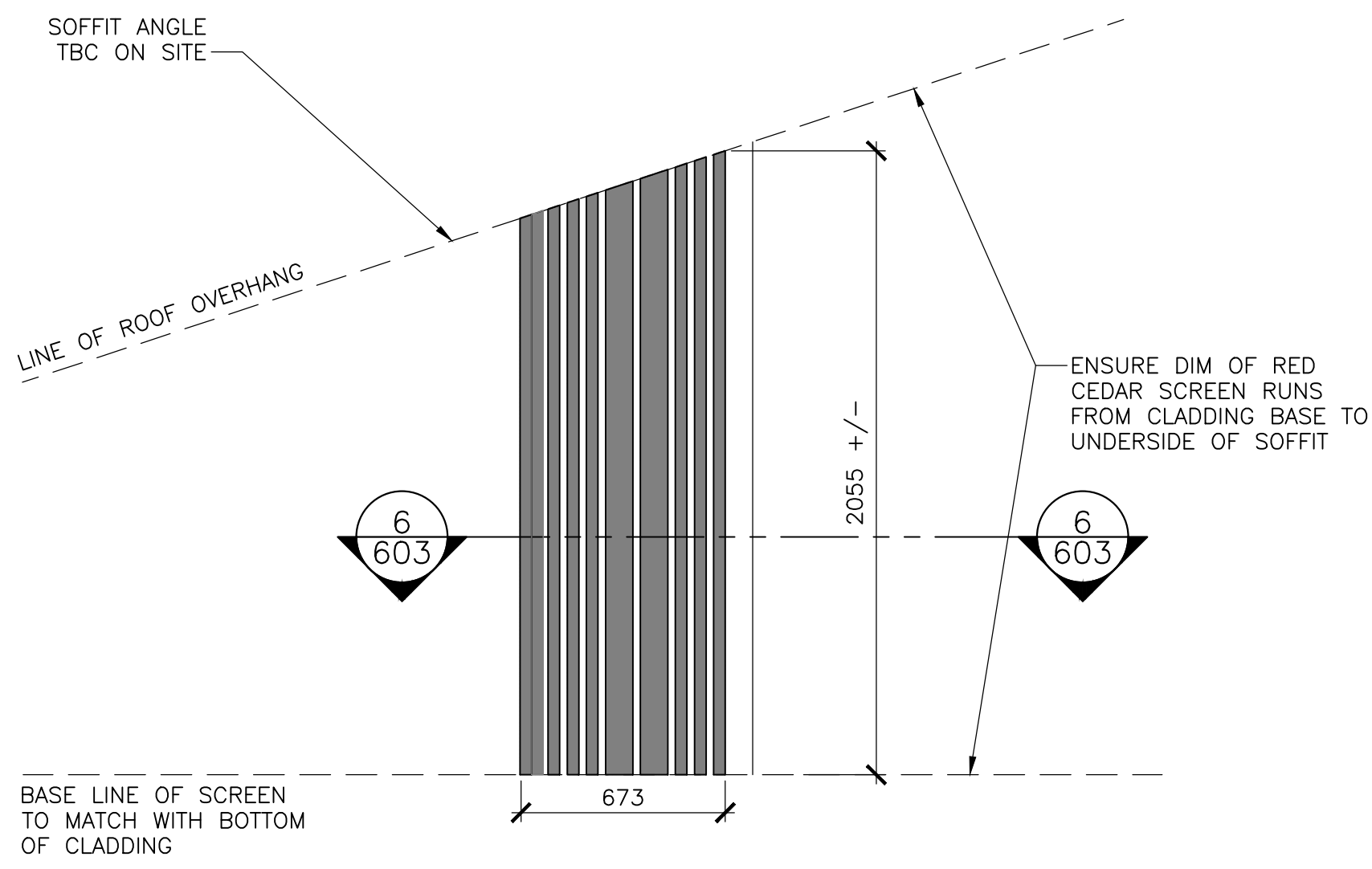
project
FACILITY REHABILITATION
KOUCHIBOUQUAC
NATIONAL PARK
KOUCHIBOUQUAC
NEW BRUNSWICK

drawing
SERVICE BUILDING 'F'
KITCHEN MILLWORK

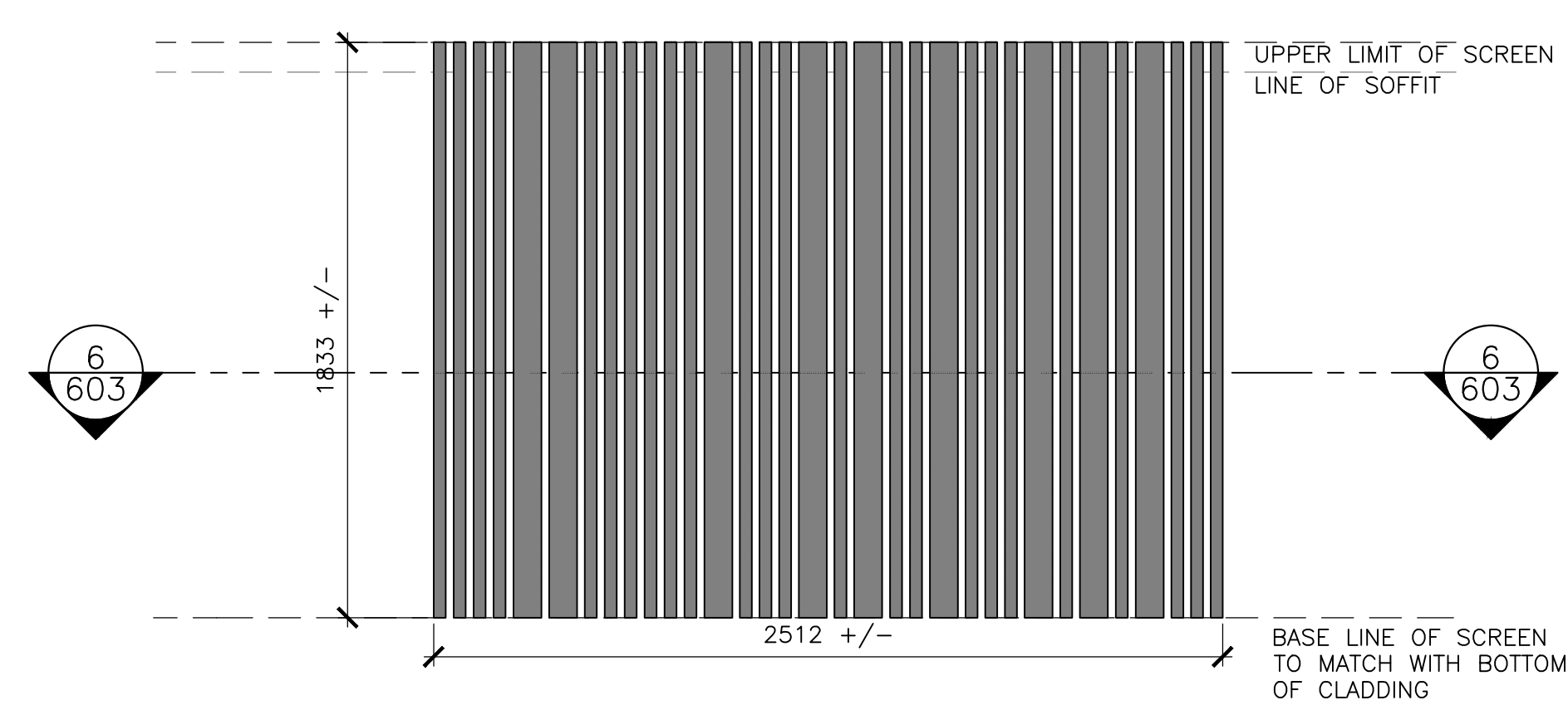
designed	conçu
date	
drawn	dessiné
date	
approved	approuvé
date	
Tender	Soumission
PWOSC Project Manager	Administrateur de projets TPSCC
project number	no. du projet
1848-954	
drawing no.	no. du dessin
A-602	



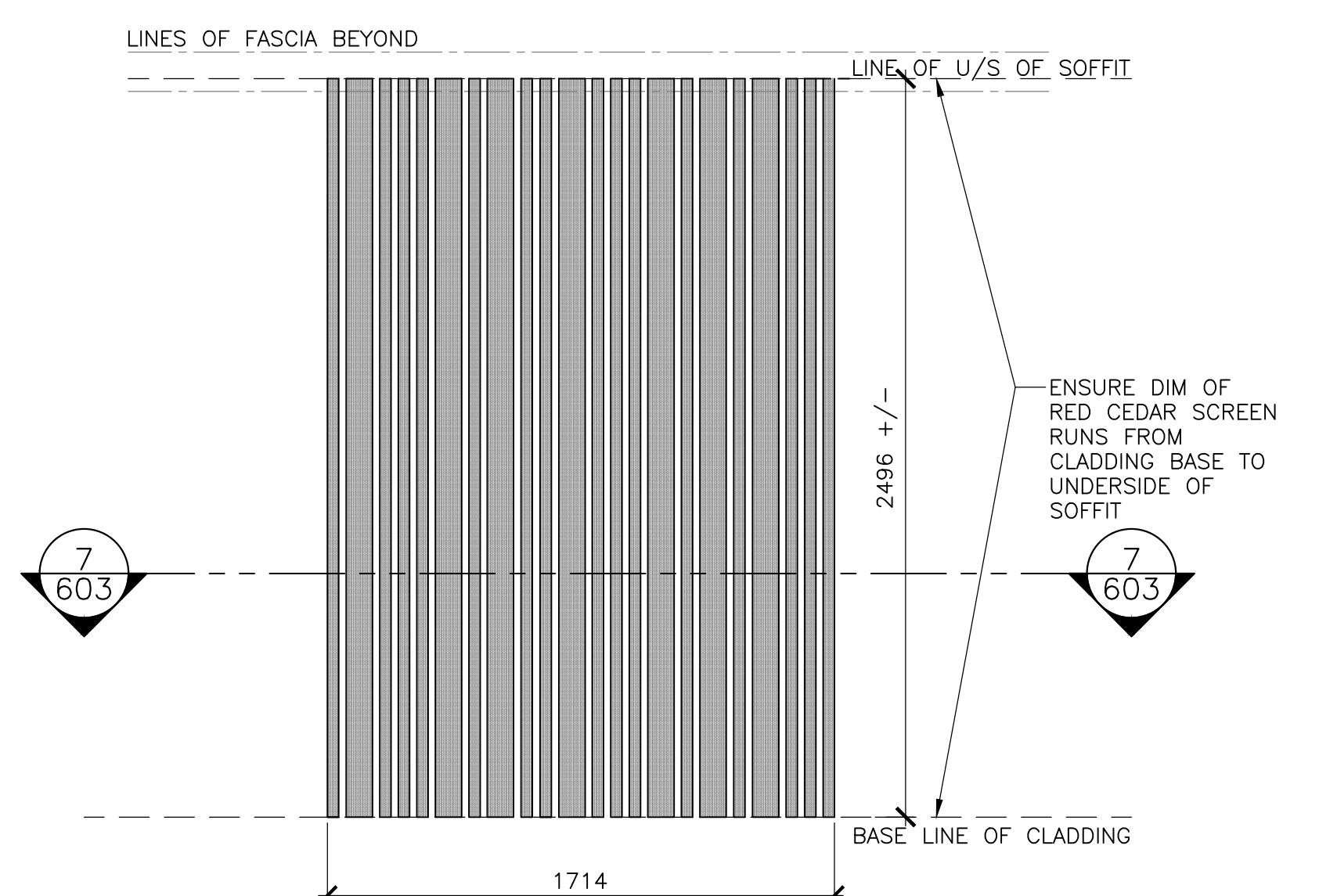
EKISTICS PLANNING & DESIGN
 1 STARR LANE, DARTMOUTH
 PH: (902)461-2525 FAX: (902)465-3131



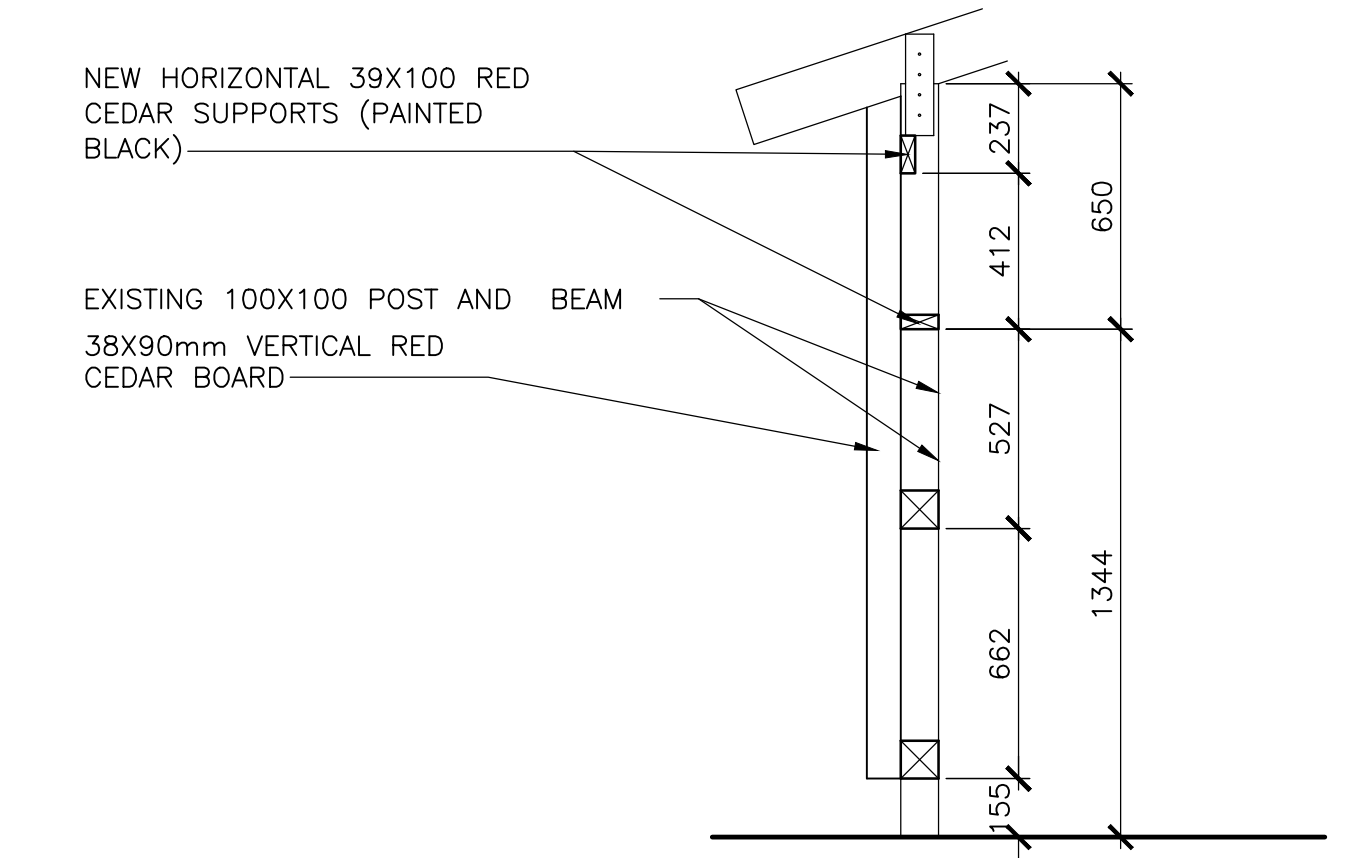
1 RED CEDAR PORCH SCREEN ELEVATION - E AND F
 SCALE : 1:20



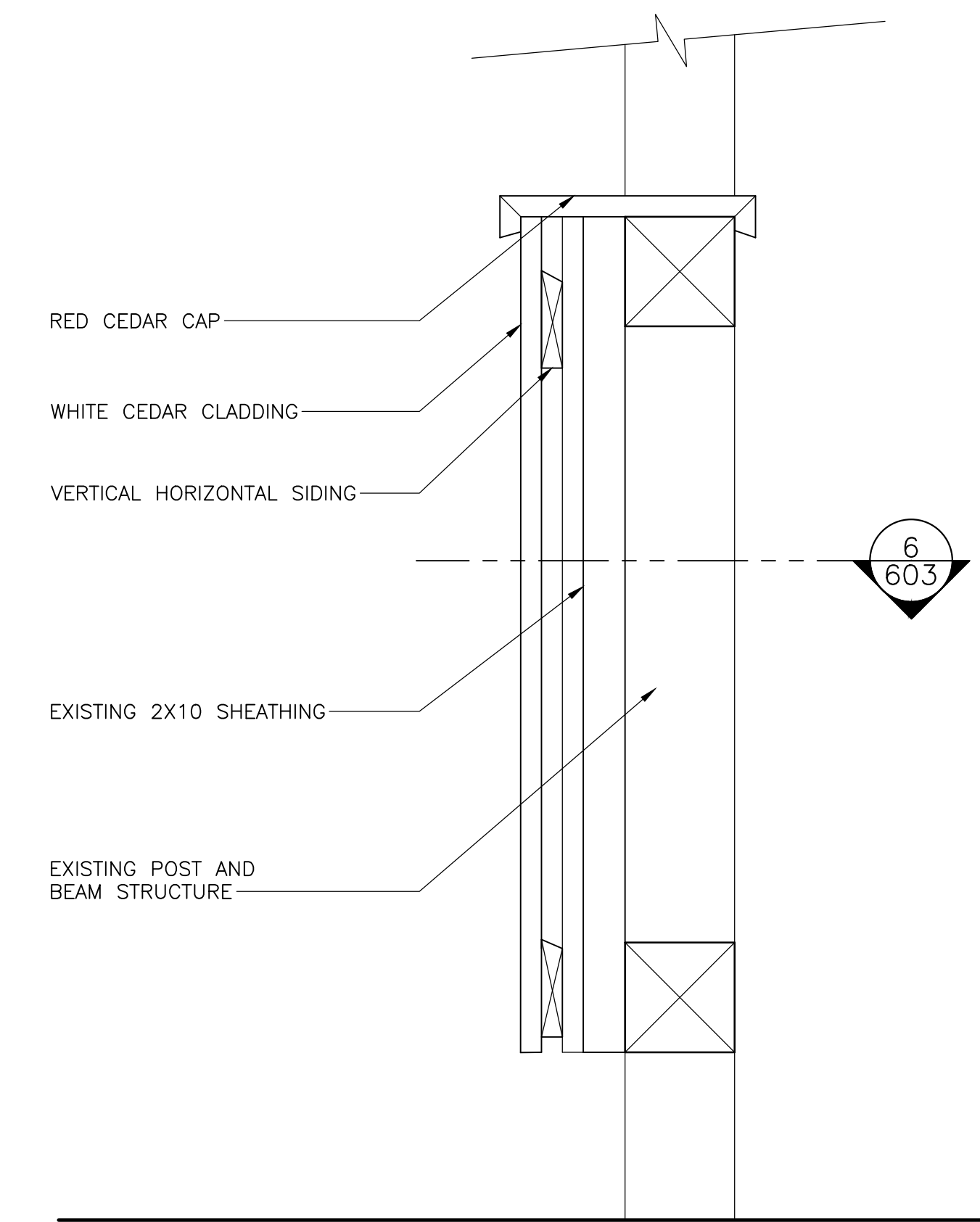
2 RED CEDAR PORCH SCREEN ELEVATION - E AND F
 SCALE : 1:20



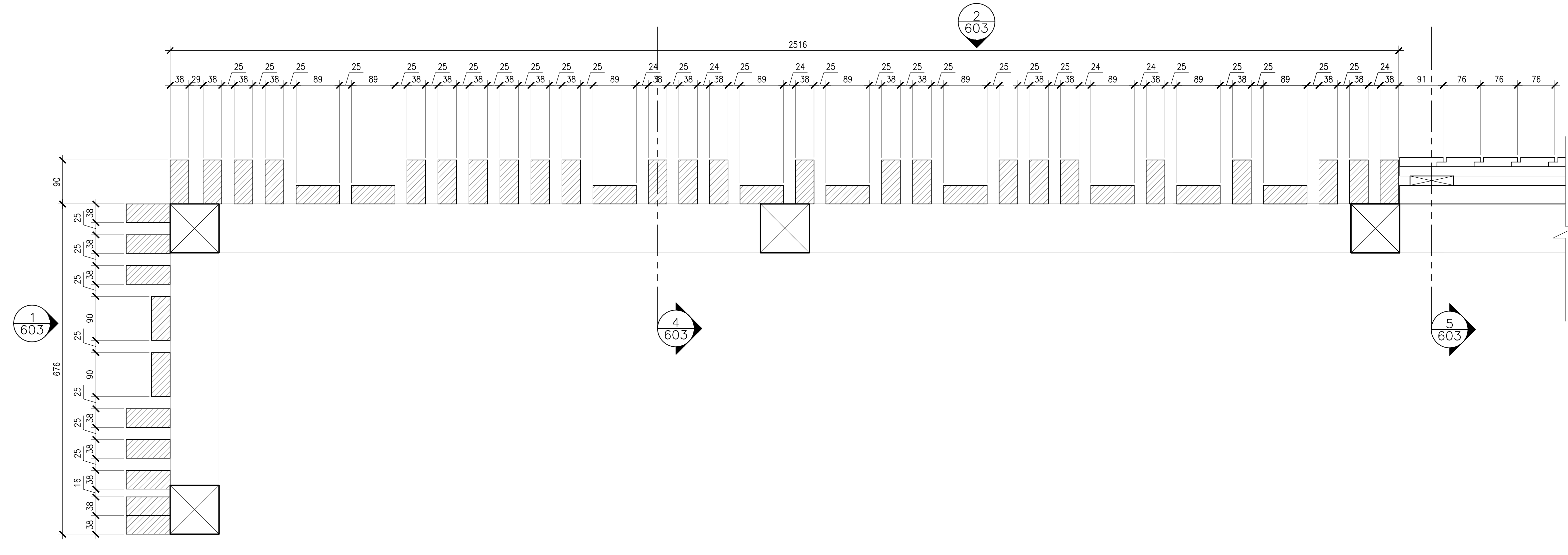
3 RED CEDAR SCREEN ELEVATION - BUILDINGS E&F
 SCALE : 1:20



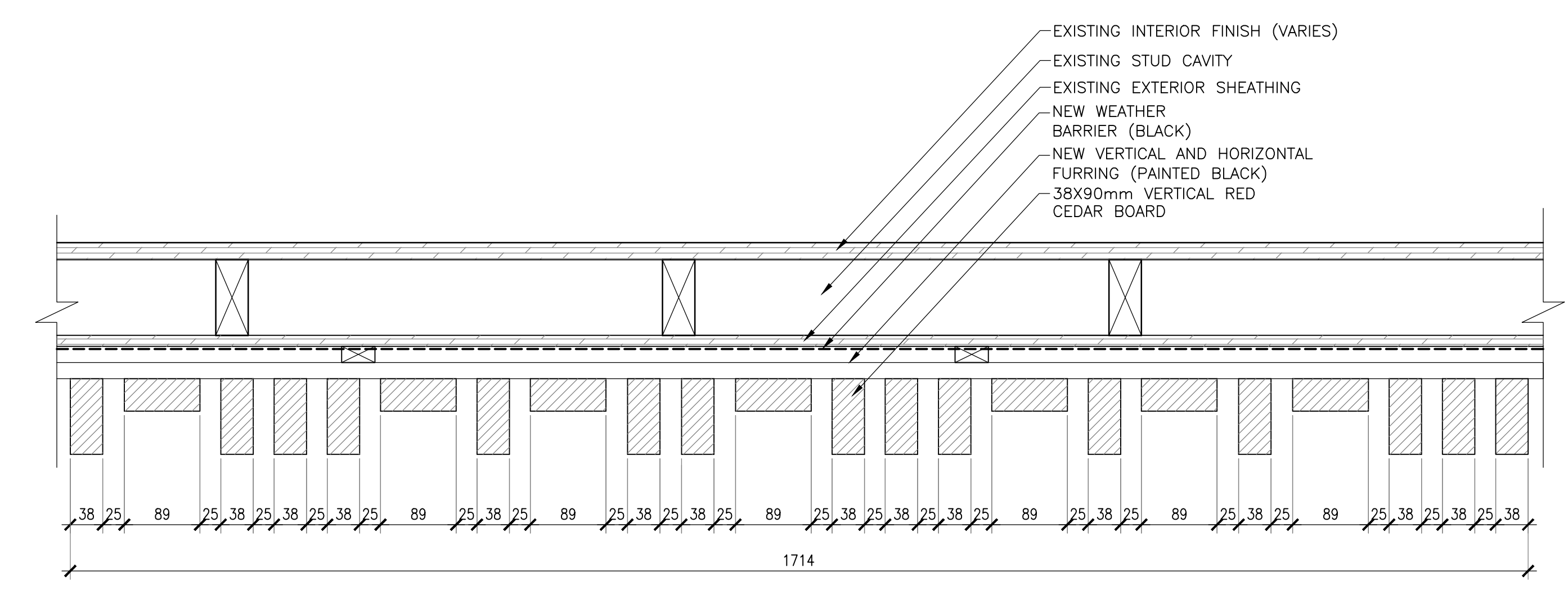
4 RED CEDAR SCREEN SECTION - BUILDINGS A-D
 SCALE : 1:20



5 PORCH RAILING DETAIL
 SCALE : 1:5



6 RED CEDAR SCREEN CLADDING DETAIL
 SCALE : 1:5



7 RED CEDAR SCREEN CLADDING DETAIL
 SCALE : 1:5

5	ISSUED FOR TENDER	01/31
4	ISSUED FOR BS8	12/21
3	ISSUED FOR BS4	11/15
2	ISSUED FOR BS3	09/25
1	ISSUED FOR BS2	08/09

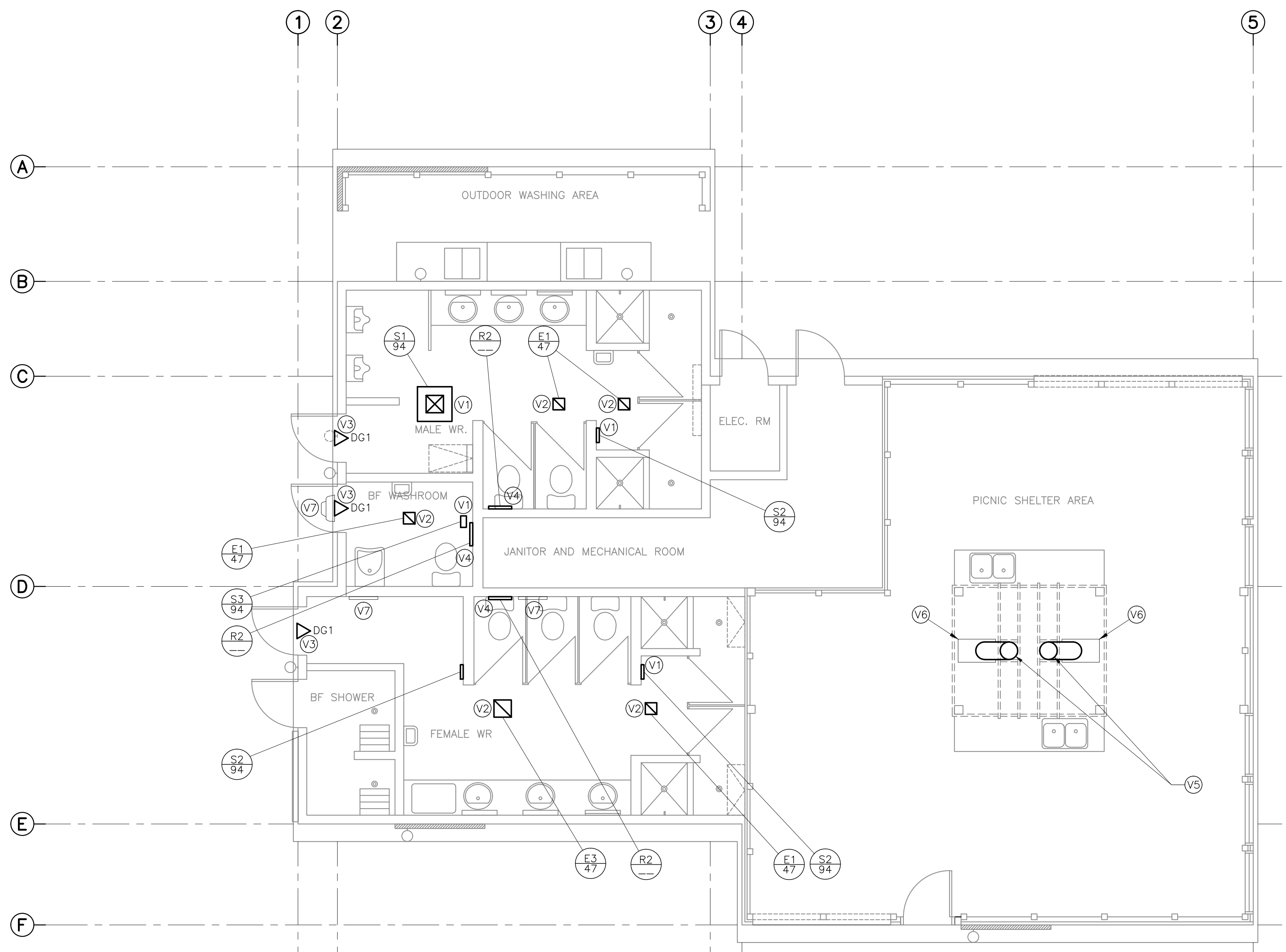
project
 FACILITY REHABILITATION
 KOUCHIBOUGUAC
 NATIONAL PARK
 KOUCHIBOUGUAC
 NEW BRUNSWICK

drawing
SERVICE BUILDINGS
 E,F
 SCREEN
 DETAILS

designed Ekistics Planning & Design
 drawn
 approved
 Tender
 PWSGC Project Manager
 project number 1848-954
 drawing no. A-603

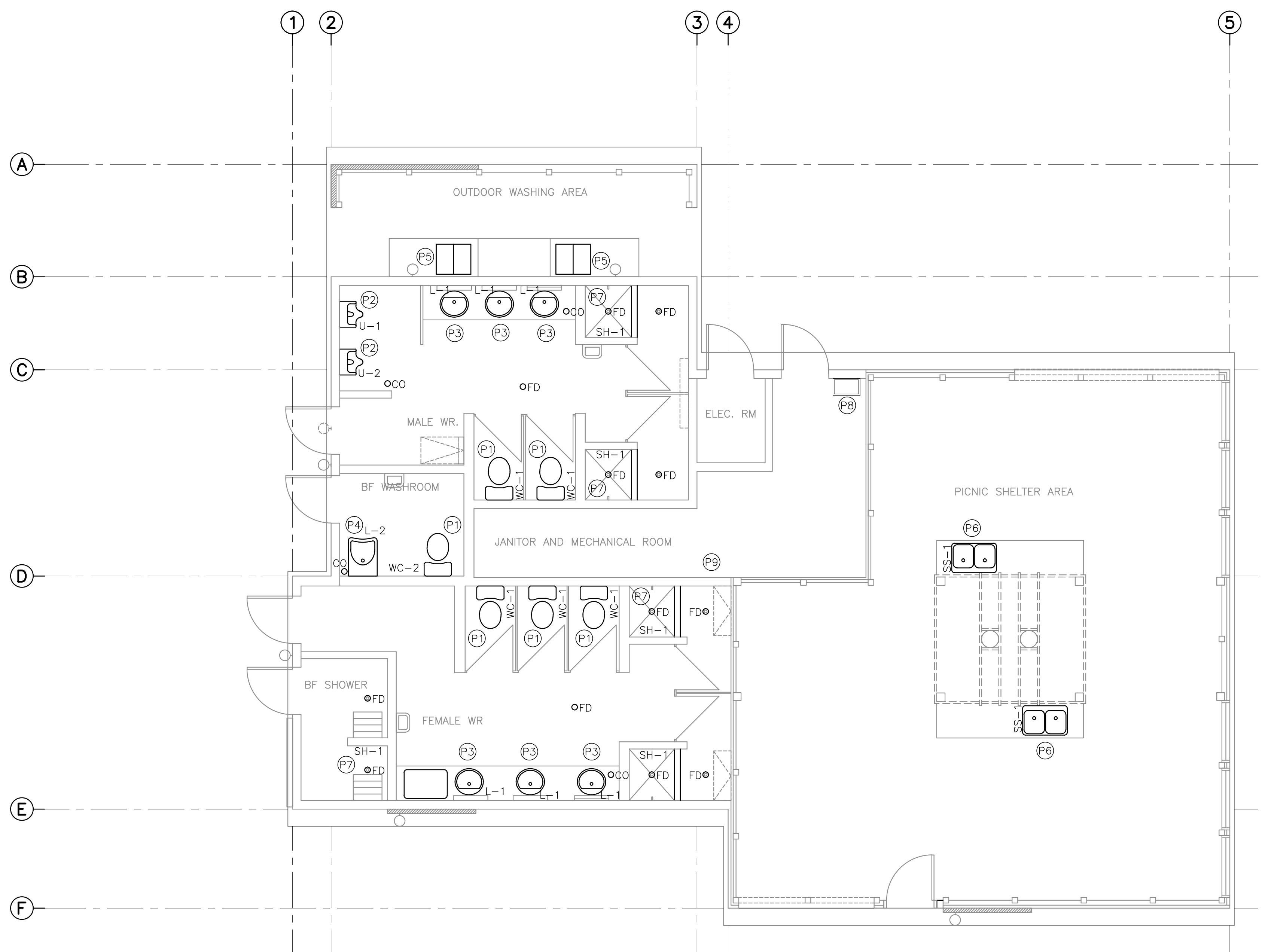
ITEM	PIPE CONNECTION				DESCRIPTION
	DCW	DHW	SANITARY	VENT	
WC-1	1/2	-	3	1 1/2	WATER CLOSET - FLOOR MOUNTED
WC-2	1/2	-	3	1 1/2	WATER CLOSET - FLOOR MOUNTED, BARRIER FREE
U-1	3/4	-	2	1 1/4	URINAL - WALL HUNG
U-2	3/4	-	2	1 1/4	URINAL - WALL HUNG - BARRIER FREE
L-1	1/2	1/2	1 1/4	1 1/4	LAVATORY - VANITY - BARRIER FREE
L-2	1/2	1/2	1 1/4	1 1/4	LAVATORY - WALL HUNG
SH-1	-	-	-	-	EXISTING SHOWER - TRIM TO BE REPLACED
SS-1	1/2	1/2	1 1/2	1 1/2	DOUBLE STAINLESS STEEL SINK - DROP IN

No.	DESCRIPTION	NECK DIA. (mm)	CEILING PANEL SIZE (mmXmm)	FACE SIZE (mmXmm)	FLOW RATE (l/s)	REMARKS
S1	SQUARE PLAQUE DIFFUSER	150ø	600x600	300x300		c/w BALANCING DAMPER
S2	WALL DIFFUSER	-	-	250x150		c/w BALANCING DAMPER
S3	FLOOR DIFFUSER	-	-	200x100		c/w BALANCING DAMPER
E1	EGG CRATE FACE EXHAUST	-	-	200x200		c/w OPPOSED BLADE DAMPER
E3	EGG CRATE FACE EXHAUST	-	-	300x300		c/w OPPOSED BLADE DAMPER
R1	LOUVERED FACE RETURN	-	-	400x300		c/w BALANCING DAMPER
R2	LOUVERED FACE RETURN	-	-	250x150		c/w BALANCING DAMPER
DG1	DOOR GRILLE	-	-	500x400		c/w BORDER BOTH SIDES



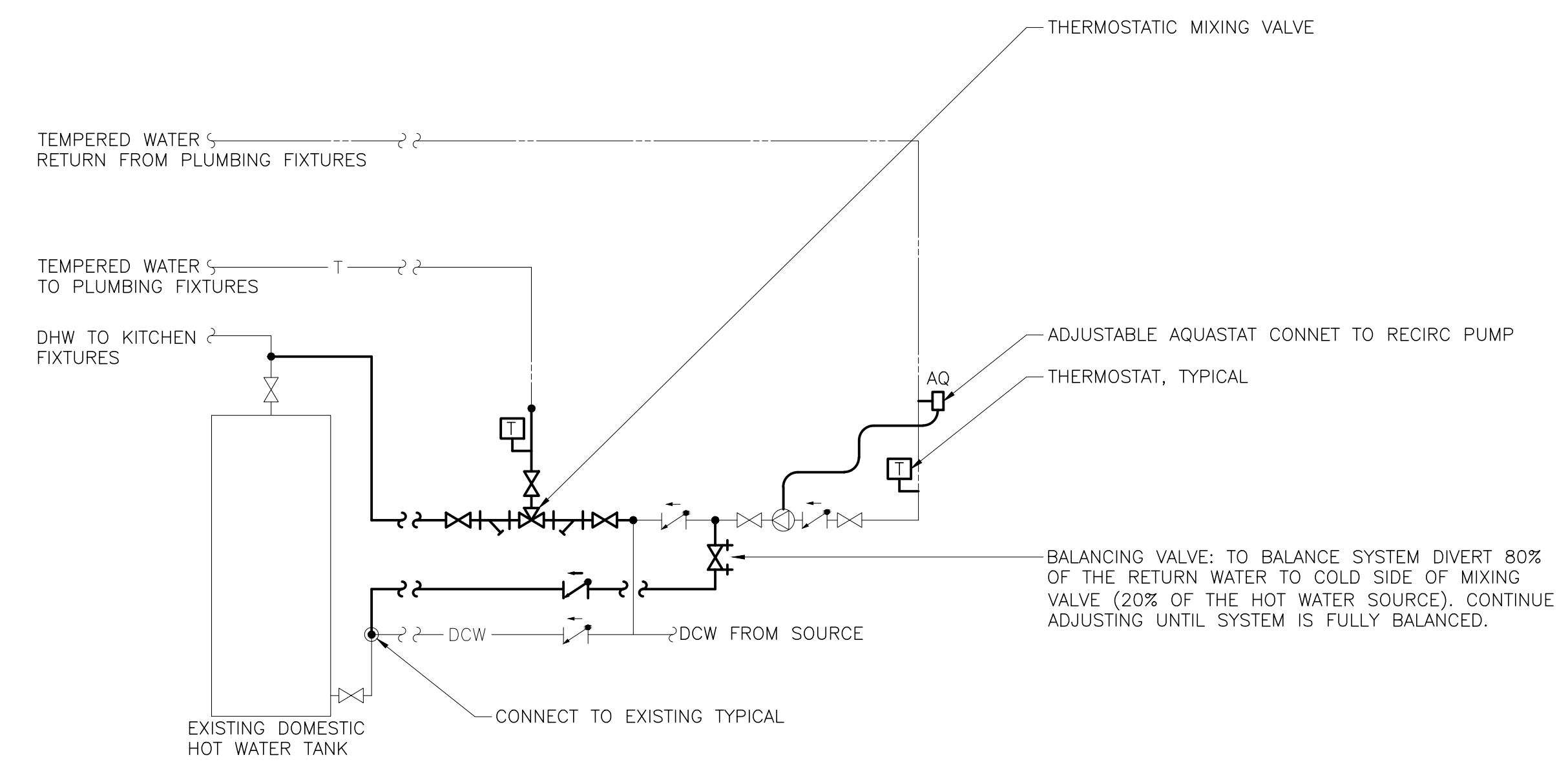
SERVICE BUILDING 'F' - VENTILATION
SCALE : 1:150

- CONFIRM EXACT SIZES FOR EXISTING GRILLES AND DIFFUSERS ON SITE PRIOR TO SHOP DRAWING SUBMISSION.
 - RE-BALANCE AIR FLOW FROM EXISTING FURNACE EQUALLY AMONGST SUPPLY DIFFUSERS.
- V1 REMOVE EXISTING SUPPLY DIFFUSER AND REPLACE WITH NEW SUPPLY DIFFUSER. EXTEND DUCTWORK TO SUIT DIFFUSER LOCATION.
 - V2 REMOVE EXISTING EXHAUST GRILLE AND REPLACE WITH NEW EXHAUST GRILLE.
 - V3 NEW DOOR GRILLE. COORDINATE SIZE WITH FINAL DOOR SHOP DRAWING.
 - V4 REMOVE EXISTING RETURN GRILL AND REPLACE WITH NEW RETURN GRILLE.
 - V5 REMOVE EXISTING STOVE PIPE AND CHIMNEY. INSTALL NEW STOVE PIPE FROM STOVE TO U/S OF ROOF STRUCTURE. INCLUDE OFFSETS. SECTIONS OF PIPE AND ADAPTER FROM 150ø TO 200ø. INSTALL CHIMNEY FROM U/S STRUCTURE TO MINIMUM 600mm ABOVE ROOF RIDGE LINE. ALLOW FOR 4M FOR OVERALL HEIGHT OF EACH STACK. PROVIDE SUITABLE FLASHING FOR STANDING METAL SEAM ROOF OR ASPHALT SHINGLES. FLASHING TO BE PRODUCT FROM CHIMNEY MANUFACTURER. FINAL DECISION ON FLASHING TYPE TO BE DETERMINED ON SITE.
 - V6 EXISTING WOOD STOVE TO REMAIN.
 - V7 EXISTING WALL MOUNTED EXHAUST FAN TO REMAIN.
 - V8 EXISTING LOUVER, AT HIGH LEVEL, TO BE REMOVED FOR RE-CLADDING OF EXTERIOR WALL. RE-INSTALL LOUVER ONCE EXTERIOR WALL IS COMPLETED.
 - V9 REMOVE COMBINATION FURNACE AND HOT WATER TANK CHIMNEY THROUGH ROOF. NOT SHOWN, INSTALL NEW CHIMNEY FOR FURNACE AND HOT WATER TANK. EXTEND CHIMNEY MINIMUM 600mm ABOVE ROOF RIDGE LINE. PROVIDE SUITABLE FLASHING FOR STANDING METAL SEAM ROOF. FLASHING TO BE PRODUCT FROM CHIMNEY MANUFACTURER.



SERVICE BUILDING 'F' - DOMESTIC SERVICES
SCALE : 1:150

- P1 REMOVE EXISTING WATER CLOSET AND REPLACE WITH NEW WATER CLOSET C/W SEAL, BRAIDED FLEXIBLE RISER AND STOPS.
- P2 REMOVE EXISTING FLOOR MOUNT URINAL AND REPLACE WITH NEW WALL MOUNT URINAL C/W FLUSH VALVE, P-TRAP AND HANGER. EXTEND SANITARY PIPING FROM FLOOR LEVEL IN WALL TO NEW URINAL.
- P3 REMOVE EXISTING LAVATORY AND REPLACE WITH NEW LAVATORY C/W FAUCET, WASTE AND P-TRAP, BRAIDED FLEXIBLE RISERS AND STOPS.
- P4 REMOVE EXISTING WALL MOUNTED LAVATORY AND REPLACE WITH NEW WALL MOUNTED LAVATORY C/W FAUCET, WASTE, P-TRAP, BRAIDED FLEXIBLE RISERS AND STOPS.
- P5 REMOVE EXISTING FREE STANDING SCULLERY SINK AND EXPOSED SANITARY PIPING ON EXTERIOR WALL. RE-INSTALL EXISTING SCULLERY SINK AND FAUCET. PROVIDE NEW SANITARY PIPING AND P-TRAP, BRAIDED FLEXIBLE RISERS AND STOPS.
- P6 REMOVE EXISTING STAINLESS STEEL SINK AND REPLACE WITH STAINLESS STEEL SINK C/W FAUCET, P-TRAP, BRAIDED FLEXIBLE RISERS AND STOPS.
- P7 REMOVE EXISTING SHOWER TRIM AND REPLACE WITH NEW.
- P8 EXISTING FREESTANDING UTILITY SINK TO REMAIN.
- P9 REMOVE EXISTING THERMOSTATIC MIXING VALVE AND REPLACE WITH NEW THERMOSTATIC MIXING VALVE IN MECHANICAL ROOM. PROVIDE AQUASTAT ON THERMOSTATIC MIXING VALVE RETURN LINE FOR OPERATION OF SYSTEM RE-CIRCULATION PUMP.
- P10 ALLOW FOR THE REPLACEMENT OF (1 - NPS 4) PLUMBING VENTS, NOT SHOWN THROUGH ROOF. CONFIRM SIZE OF PLUMBING VENT ON SITE. PROVIDE SUITABLE FLASHING FOR STANDING METAL SEAM ROOF OR ASPHALT SHINGLES. FINAL DECISION ON FLASHING TYPE TO BE DETERMINED ON SITE.
- P11 REPLACE FLOOR DRAIN (FD) GRATES IN WASHROOMS. GRATE TO BE OF SAME MANUFACTURER AS EXISTING. CONFIRM QUANTITIES ON SITE.
- P12 REPLACE CLEAN-OUT (CO) PLUGS AND O-RINGS IN WASHROOMS. PLUG AND O-RING TO BE OF SAME MANUFACTURER AS EXISTING. CONFIRM QUANTITIES ON SITE.



SERVICE BUILDING 'F' - TYPICAL RECIRCULATION PIPING DIAGRAM

EKISTICS PLANNING & DESIGN
1 STARR LANE, DARTMOUTH
PH: (902)461-2529 FAX: (902)465-3131

amec foster wheeler



1	RE-ISSUED FOR TENDER	FEB. 21 2018
0	ISSUED FOR TENDER	JAN. 31 2018

Facility Rehabilitation
Kouchibouguac National Park
Kouchibouguac, New Brunswick

**SERVICE BUILDING F
MECHANICAL SERVICES,
DEMOLITION AND
NEW CONDITIONS**

designed	K.M.	conçu
date	FEBRUARY 21, 2018	
drawn	R.A.	dessiné
date	FEBRUARY 21, 2018	
approved	K.M.	approuvé
date	FEBRUARY 21, 2018	
Tender		Submission
PM/SCG Project Manager	Administrateur de projets TFGSC	
project number		no. du projet

LUMINAIRE SCHEDULE				
TYPE	VOLTAGE	LAMP	DESCRIPTION	CATALOGUE NUMBER
A	120	LED 4000K 10W	100mm SQUARE RECESSED DOWNLIGHT SUITABLE FOR MOUNTING IN IMPERIAL T-BAR CEILING, GYPSUM BOARD OR LINEAR METAL CEILING, SEMI SPECULAR REFLECTOR, POLISHED INTEGRAL FLANGE, WIDE BEAM SPREAD, APPROXIMATELY 700 LUMENS	ACUITY CAT.# EVO SO 40/07 4AR LSS 120 OR APPROVED EQUAL
B	120	LED 4000K 42W	65x1220mm SUSPENDED STRIPLIGHT FIXTURE, FROSTED LENS, CHAIN SUSPEND TO 2750mm A.F.F. UNLESS OTHERWISE INDICATED, APPROXIMATELY 3900 LUMENS, WHITE FINISH	PHILIPS CAT.# LF4FR3940UDZT CHAIN HANGING KIT (AS REQUIRED); FKR-126 ACUITY CAT.# ZL2N L48 3000LM MDD MVOLT 40K 80CRI WH CHAIN HANGING KIT (AS REQUIRED); HC36 METALUX CAT.# 4SNLED-LD4-34SL-LN-UNV-L840-CD1-U CHAIN HANGING KIT (AS REQUIRED); AVC-CHAIN/SET
C	120	LED 4000K 27W	1220mm WALL MOUNTED VANITY LIGHT, APPROXIMATELY 2600 LUMENS, WHITE FINISH	ALW CAT.# FB5MB 4' LOW 4000K 0/10V/ EXT/R 120 WH OR APPROVED EQUAL
C1	120	LED 4000K 16W	610mm WALL MOUNTED VANITY LIGHT, APPROXIMATELY 1300 LUMENS, WHITE FINISH	ALW CAT.# FB5MB 2' LOW 4000K 0/10V/ EXT/R 120 WH OR APPROVED EQUAL
D	120	LED 4000K 16W	1220mm RECESSED LINER LIGHT FIXTURE, FROSTED LENS, APPROXIMATELY 1500 LUMENS, WHITE FINISH	PHILIPS CAT.# 39COLAKLS34FT71E ACUITY BRANDS CAT.# SL4L LOP 4FT FLP GB 80CRI 40K 400LMF 120 ZT AXIS LIGHTING CAT.# BRLED 400 80 40 FL 4 W 120 DP 1 D
D1	120	LED 4000K 16W	610mm RECESSED LINER LIGHT FIXTURE, FROSTED LENS, APPROXIMATELY 1500 LUMENS, WHITE FINISH	PHILIPS CAT.# 39COLAKLS34FT71E ACUITY BRANDS CAT.# SL4L LOP 4FT FLP GB 80CRI 40K 400LMF 120 ZT AXIS LIGHTING CAT.# BRLED 400 80 40 FL 4 W 120 DP 1 D
E	120	LED 4000K 12W	150mm ROUND RECESSED SHOWER LIGHT, IP65 RATED, WHITE.	METALUX CAT.# EVO 40/10 6 DFR 120 OR APPROVED EQUAL
F	120	LED 4000K 18W	LOW PROFILE EXTERIOR WALL PACK, DIE-CAST ALUMINUM CONSTRUCTION, STAINLESS STEEL HARDWARE, BLACK FINISH, MATCH EXISTING FIXTURE MOUNTING HEIGHTS	EUREKA CAT.# 3456-BLKE OR APPROVED EQUAL
G	120	LED 4000K 22W	100x1524mm LINER STRIPLIGHT, WET LISTED, BLACK FINISH	AXIS LIGHTING CAT.# WBSLED 500 80 40 S 5 BLK 120 DP 1 SC OR APPROVED EQUAL

DEMOLITION LEGEND	
SYMBOL	DESCRIPTION
'E'	INDICATES EXISTING TO REMAIN.
'D'	INDICATES EXISTING TO BE REMOVED BY THIS CONTRACTOR

LIGHTING LEGEND	
SYMBOL	DESCRIPTION
'g' \$	SINGLE POLE LINE VOLTAGE LIGHT SWITCH. 'g' INDICATES SWITCHING.
⌘	CEILING MOUNT OCCUPANCY SENSOR
A	1220mm SUSPENDED OR SURFACE MOUNTED LIGHT FIXTURE. 'A' INDICATES FIXTURE TYPE.
B	1220mm RECESSED LIGHT FIXTURE. 'B' INDICATES FIXTURE TYPE.
C	610mm WALL MOUNTED LIGHT FIXTURE. 'C' INDICATES FIXTURE TYPE.
D	RECESSED SQUARE POT LIGHT 'D' DENOTES FIXTURE TYPE.
E	WALL MOUNTED LIGHT FIXTURE 'E' INDICATES FIXTURE TYPE.
⚡	EMERGENCY LIGHTING BATTERY UNIT, WALL MOUNTED, c/w BATTERY PACK, DUAL HEADS

OCCUPANCY SENSOR SCHEDULE		
TYPE	DESCRIPTION	CATALOGUE NUMBER
⌘	PIR/ULTRASONIC MULTI-TECHNOLOGY TYPE SENSOR, CEILING MOUNTED, 120V, WHITE, 360° FIELD OF VIEW, ADJUST SENSOR COVERAGE ON SITE TO HAVE 93m2 COVERAGE MAX (ULTRASONIC)	LEVITON CAT.# 03C10-MDW HUBBELL CAT.# OMNIDT2000BP1277 GREENGATE CAT.# OAC-DT-2000-MV

POWER LEGEND	
SYMBOL	DESCRIPTION
⊖	15A, 120V SINGLE RECEPTACLE
⊖⊖	15A, 120V DUPLEX RECEPTACLE
⊖⊖⊖	DUPLEX RECEPTACLE MOUNTED ABOVE COUNTER
⊖⊖⊖⊖	DUPLEX RECEPTACLE c/w GROUND FAULT CIRCUIT INTERRUPTER, MOUNTED ABOVE COUNTER
⊖⊖⊖⊖⊖	DIRECT CONNECTION TO EQUIPMENT
■	LIGHTING/POWER PANEL

EMERGENCY FIXTURE SCHEDULE				
TYPE	VOLTAGE	LAMP	DESCRIPTION	CATALOGUE NUMBER
⚡	120	6W MR16 LED	STEEL BATTERY UNIT RATED FOR 72 WATTS FOR 30 MINUTES MOUNTED 2400mm A.F.F. UNLESS OTHERWISE NOTED, 120V SUPPLY VOLTAGE c/w CORD AND PLUG, NUMBER OF LAMPS AS SHOWN ON DRAWINGS. INSTALL SINGLE RECEPTACLE AT SAME HEIGHT ADJACENT TO BATTERY UNIT.	LUMACELL CAT.# RG12C722LD10-ATN AIMLITE CAT.# EBST12072/2MB6WLAHT-ATD READY-LITE CAT.# LDXC1272ADN2LD10

EXISTING PANEL #	LOCATION:	BUILDING F - ELECTRICAL ROOM		INTERRUPTING RATING		10,000		AMPS						
		VOLTAGE	PANEL TYPE	MAINS	LUGS	AMPS	AMPS	BUS	100	AMPS				
F		120/240												
	PHASE/WIRES	1φ, 3W	BKR TYPE	BOLT ON										
			MOUNTING	SURFACE										
	DESIGNATION	LOAD (VA)		AWG	CCT #	BKR	A	B	BKR	CCT #	AWG	LOAD (VA)		DESIGNATION
		A	B									A	B	
	COFFEE MACHINE				1A	15A				15A	2A			FURNACE
	WASHROOM LIGHTS				1B	15A				15A	2B			OUTSIDE LIGHTS KITCHEN
	OUTSIDE WASHROOM LIGHTS				3A	15A				15A	4A			WATER HEATER
	EXHAUST FAN				3B	15A				15A	4B			LIGHTS MECHANICAL ROOM
	WASHROOM RECEPTACLES				5A	15A								
	WASHROOM RECEPTACLES				5B	15A				15A	6			SEWAGE PUMP
	UNKNOWN				7	15A				2P	B			
	UNKNOWN				9	15A				15A	10A			UNKNOWN
	UNKNOWN				11	15A				20A	10B			HAND DRYERS - MALE/BF WR (NOTE 1)
	UNKNOWN									20A	12A			HAND DRYER - FEMALE WR. (NOTE 1)
	UNKNOWN									15A	12B			UNKNOWN
	NOTES:													
	1. REMOVE EXISTING HANDLE TIE BETWEEN BREAKERS.													
		LOAD		WATTS	AMPS									
		PHASE A												
		PHASE B												
		PHASE C												
		TOTAL				EXISTING MINI POWER CENTRE FED FROM 50A MAIN BREAKER								

REVISED PANEL #	LOCATION:	BUILDING F - ELECTRICAL ROOM		INTERRUPTING RATING		10,000		AMPS						
		VOLTAGE	PANEL TYPE	MAINS	LUGS	AMPS	AMPS	BUS	100	AMPS				
F		120/240												
	PHASE/WIRES	1φ, 3W	BKR TYPE	BOLT ON										
			MOUNTING	SURFACE										
	DESIGNATION	LOAD (VA)		AWG	CCT #	BKR	A	B	BKR	CCT #	AWG	LOAD (VA)		DESIGNATION
		A	B									A	B	
	RECEPT-MECH/AN.ELEC. RM.	120		12	1A	15A				15A	2A			FURNACE
	LIGHTING-WASHROOMS	651		12	1B	15A				15A	2B	12	36	EXTERIOR LIGHTING-KITCHEN
	EXTERIOR LIGHTING		80	12	3A	15A				15A	4A			WATER HEATER
	EXHAUST FAN			12	3B	15A				15A	4B	12	312	LIGHTING-MECH/AN.ELEC. RM.
	RECEPTACLES-WASHROOMS	360		12	5A	15A				15A	6			
	RECEPTACLES-WASHROOMS	240		12	5B	15A				15A	2P	B		SEWAGE PUMP
	UNKNOWN				7	15A								
	UNKNOWN				9	15A				15A	10A			UNKNOWN
	UNKNOWN									20A	10B	12	1200	HAND DRYERS-MALE/BF WR
	UNKNOWN									20A	12A	12	600	HAND DRYER-FEMALE WR.
	UNKNOWN									15A	12B			UNKNOWN
	NOTES:													
		LOAD		WATTS	AMPS	BOLD TEXT INDICATES NEW FADED TEXT INDICATES EXISTING								
		PHASE A												
		PHASE B												
		PHASE C												
		TOTAL				EXISTING MINI POWER CENTRE FED FROM 50A MAIN BREAKER								

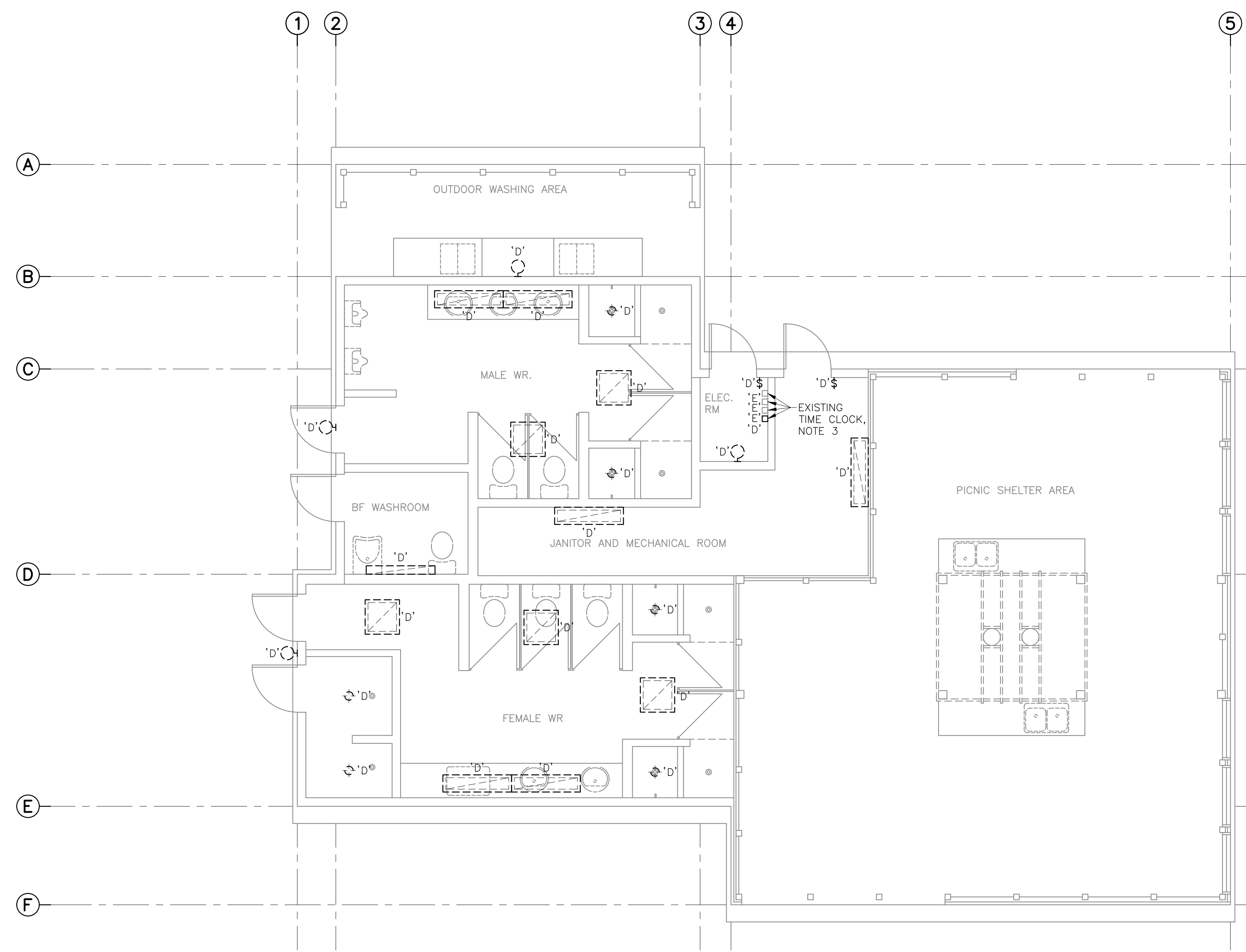


1	RE-ISSUED FOR TENDER	FEB 21 2018
0	ISSUED FOR TENDER	JAN 31 2018
revisions		date

Facility Rehabilitation
Kouchibouguac
National Park
Kouchibouguac,
New Brunswick

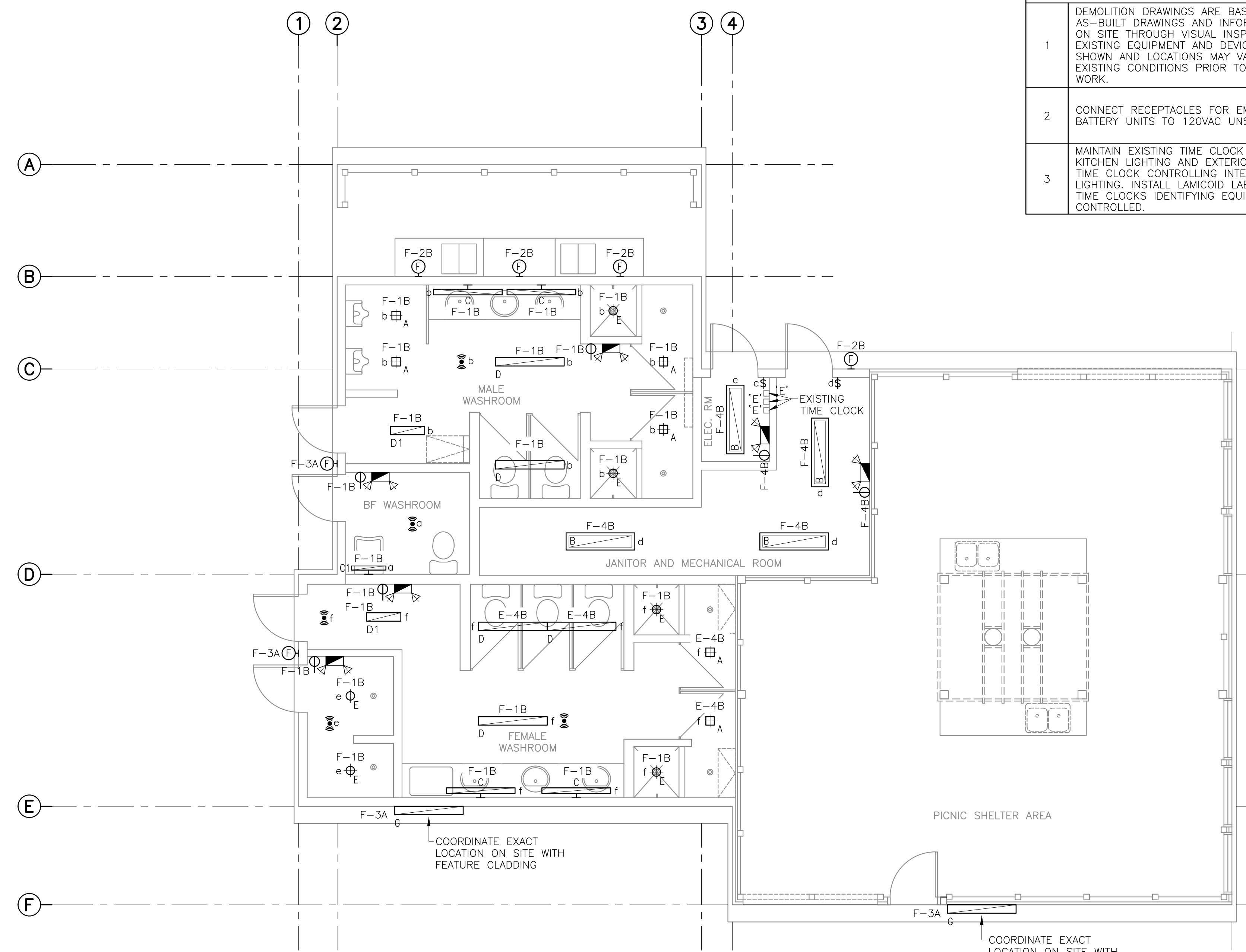
**SERVICE BUILDING F
LEGENDS, FIXTURE
AND PANEL SCHEDULES**

designed J.N./M.P.	conçu
date FEBRUARY 21, 2018	
drawn J.N./M.P.	dessiné
date FEBRUARY 21, 2018	
approved Z.H.	approuvé
date FEBRUARY 21, 2018	
Tender	Submission
PM/SC Project Manager	Administrateur de projets TFGSC
project number	no. du projet
drawing no.	no. du dessin



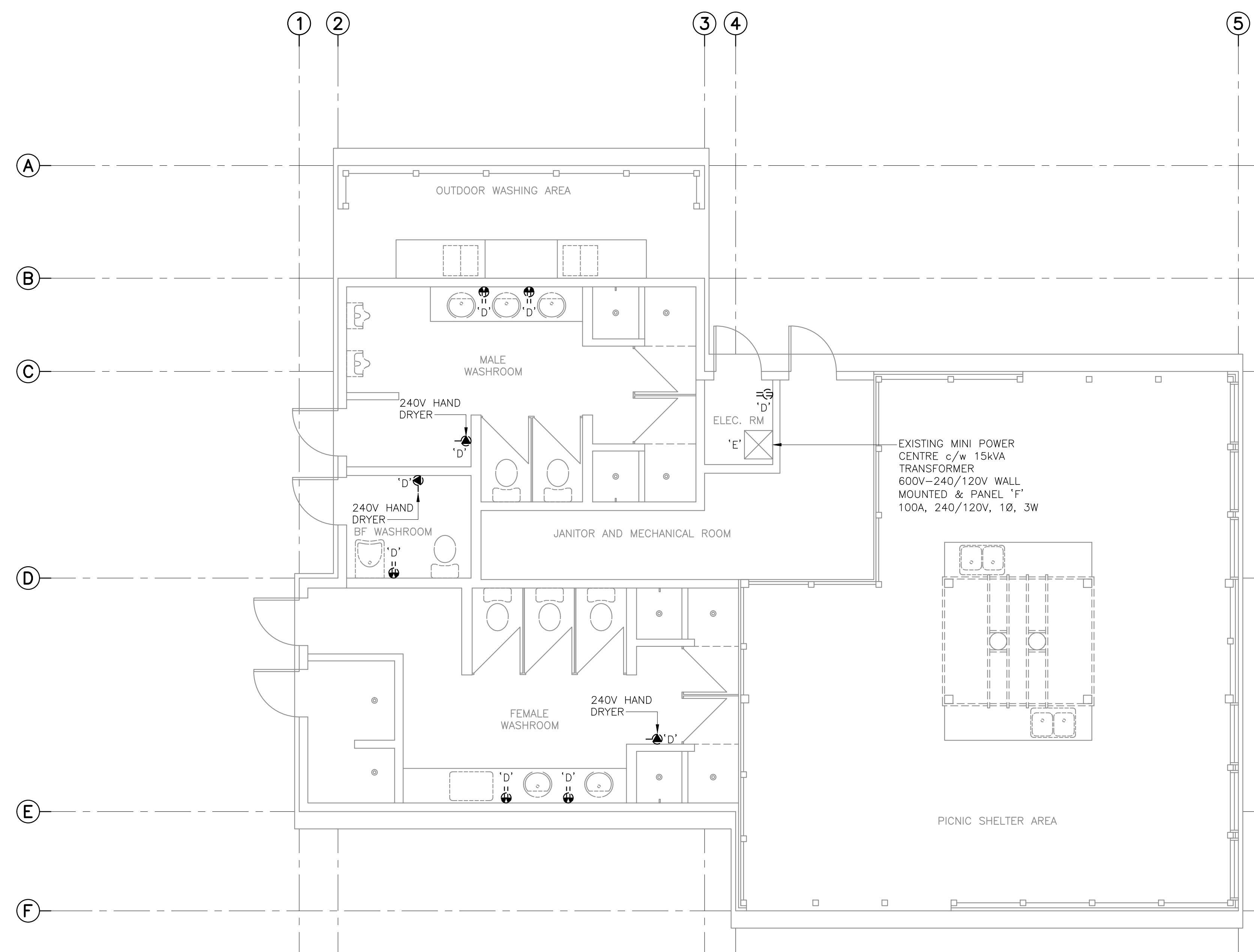
WASHROOM F – DEMOLITION LIGHTING PLAN

SCALE : 1:50
0m 1m 2m 3m 4m 5m



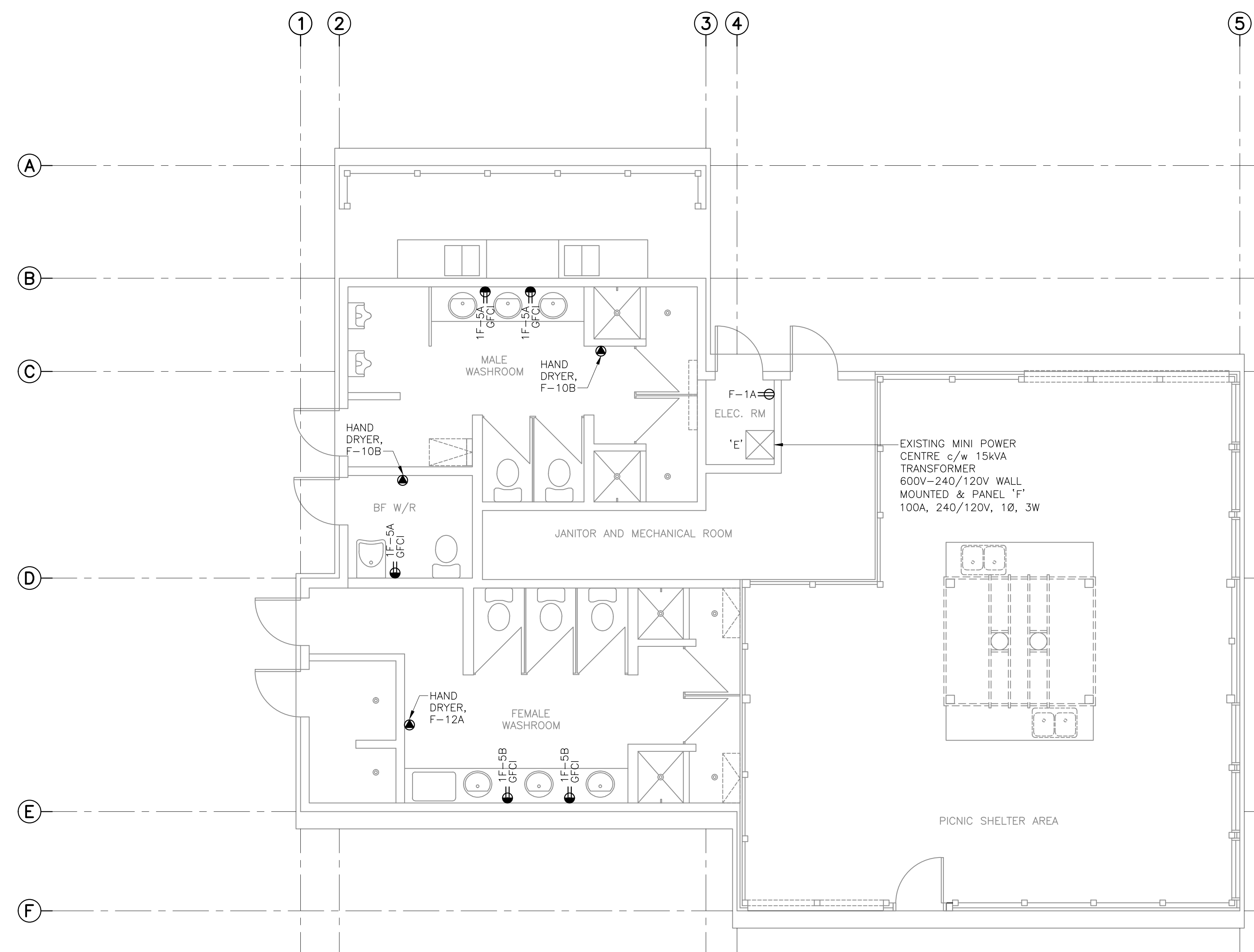
WASHROOM F – REVISED LIGHTING PLAN

SCALE : 1:50
0m 1m 2m 3m 4m 5m



WASHROOM F – DEMOLITION POWER PLAN

SCALE : 1:50
0m 1m 2m 3m 4m 5m



WASHROOM F – REVISED POWER PLAN

SCALE : 1:50
0m 1m 2m 3m 4m 5m

NOTES	
1	DEMOLITION DRAWINGS ARE BASED ON EXISTING AS-BUILT DRAWINGS AND INFORMATION COLLECTED ON SITE THROUGH VISUAL INSPECTIONS. NOT ALL EXISTING EQUIPMENT AND DEVICES MAY BE SHOWN AND LOCATIONS MAY VARY. CONFIRM EXISTING CONDITIONS PRIOR TO COMMENCING ANY WORK.
2	CONNECT RECEPTACLES FOR EMERGENCY LIGHTING BATTERY UNITS TO 120VAC UNSWITCHED CIRCUIT.
3	MAINTAIN EXISTING TIME CLOCK FOR FAN, EXTERIOR KITCHEN LIGHTING AND EXTERIOR LIGHTING. REMOVE TIME CLOCK CONTROLLING INTERIOR WASHROOM LIGHTING. INSTALL LAMICOID LABELS ON EXISTING TIME CLOCKS IDENTIFYING EQUIPMENT OR LIGHTING CONTROLLED.

IKISTICS PLANNING & DESIGN
 1 STARR LANE, DARTMOUTH
 PH: (902)461-2529 FAX: (902)465-3131

90 FRED AUSTIN BLVD. NS. B3B 2-1
 F.N. 1198450

LICENCED PROFESSIONAL ENGINEER
 L5662
 Zlatan Hadzimiragic
 FEB 21, 2018
 BINGENIUR TITULARE DE PERIAS
 (Proiecte de Inginerie)

1	RE-ISSUED FOR TENDER	FEB 21 2018
0	ISSUED FOR TENDER	JAN 31 2018
revisions		date
project	Facility Rehabilitation Kouchibouguac National Park Kouchibouguac, New Brunswick	
drawing	dessin	
designed	J.N.	conçu
date	FEBRUARY 21, 2018	
drawn	J.N.	dessiné
date	FEBRUARY 21, 2018	
approved	Z.H.	approuvé
date	FEBRUARY 21, 2018	
Tender	Soumission	
PM/SC Project Manager	Administrateur de projets TPSCC	
project number	no. du projet	
drawing no.	no. du dessin	

SERVICE BUILDING F DEMOLITION, REVISED LIGHTING AND POWER PLANS

designed J.N. conçu
 date FEBRUARY 21, 2018
 drawn J.N. dessiné
 date FEBRUARY 21, 2018
 approved Z.H. approuvé
 date FEBRUARY 21, 2018
 Tender Soumission
 PM/SC Project Manager Administrateur de projets TPSCC
 project number no. du projet
 drawing no. no. du dessin

E-102