

# KOUCHIBOUGUAC NATIONAL PARK

## SOUTH CAMPGROUND SERVICE BUILDING E



### ARCHITECTURAL

- A-101 DEMOLITION PLANS
- A-102 PLANS, SCHEDULE, ASSEMBLIES
- A-201 BUILDING ELEVATIONS
- A-202 MALE WASHROOM
- A-203 BARRIER FREE WASHROOM
- A-204 FEMALE WASHROOM
- A-501 MISCELLANEOUS DETAILS
- A-601 WASHROOM MILLWORK
- A-602 KITCHEN MILLWORK
- A-603 SCREEN DETAILS

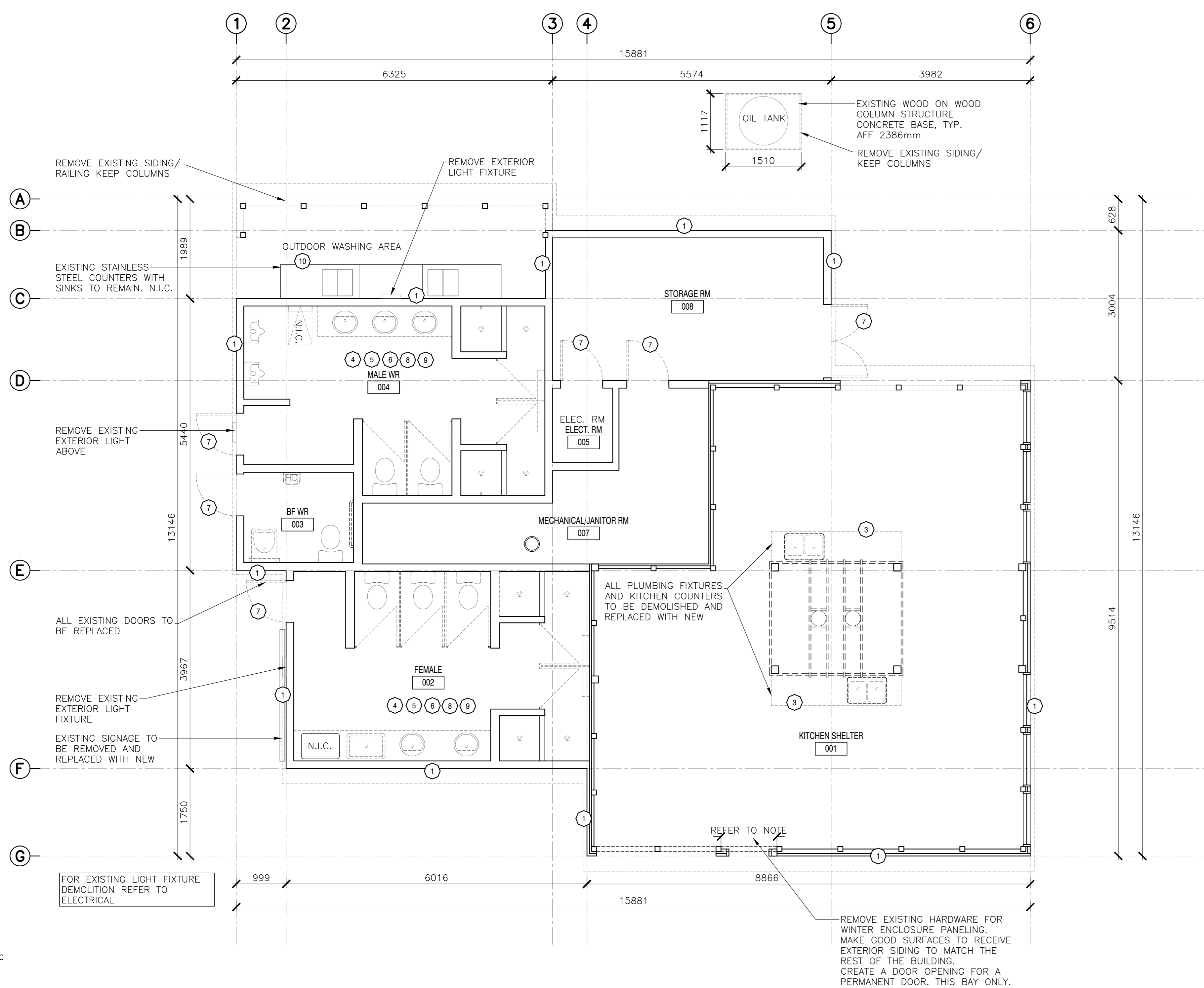
### MECHANICAL:

- H-101 MECHANICAL SERVICES, DEMOLITION AND NEW CONDITIONS

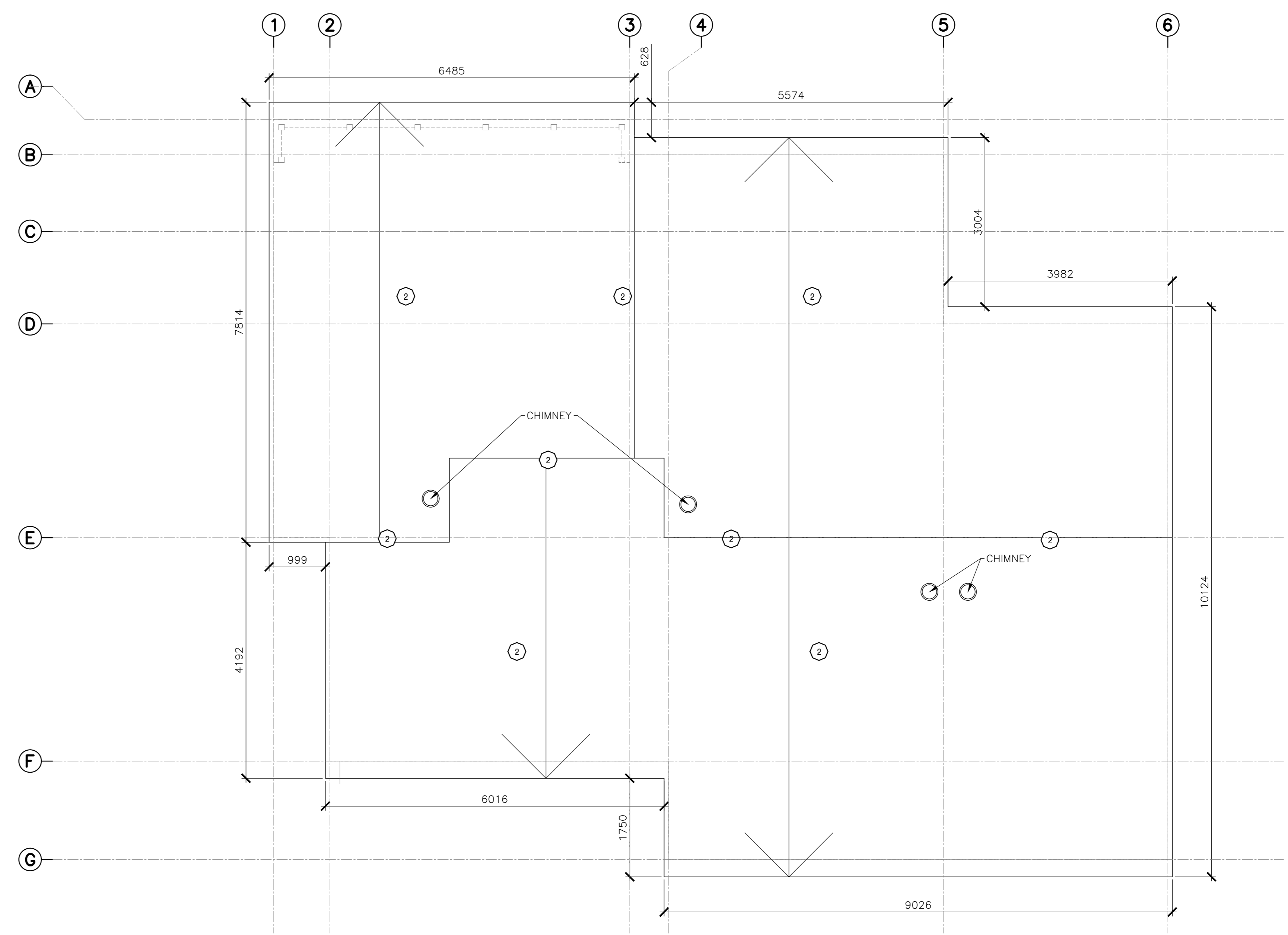
### ELECTRICAL:

- E-101 LEGENDS, FIXTURE AND PANEL SCHEDULES
- E-102 DEMOLITION, REVISED LIGHTING AND POWER PLANS

ISSUED FOR TENDER  
JANUARY 31, 2018



**1 'E' - EXISTING/DEMOLITION**  
 SCALE: 1:50



**2 'E': ROOF PLAN - EXISTING/DEMOLITION**  
 SCALE: 1:50

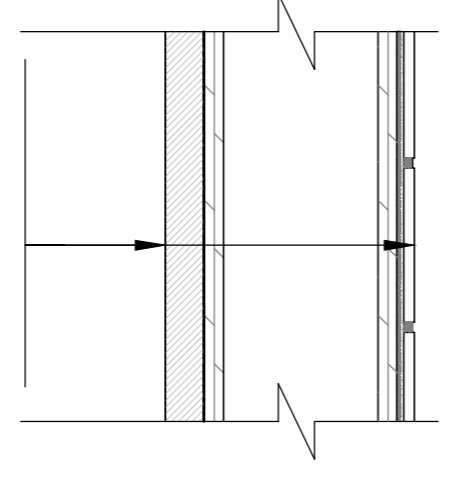
**DEMOLITION NOTES**

SYMBOL	DESCRIPTION
1	CONTRACTOR TO REMOVE ALL EXISTING EXTERIOR CLADDING ASSEMBLY, INCLUDING STRAPPING, RIGID INSULATION AND BUILDING PAPER WHERE APPLICABLE. PREPARE FOR NEW ASSEMBLIES. EXTERIOR WALL SHEATHING TO BE ASSESSED FOR RECEIVING NEW SIDING. EXISTING FLASHING AND TRIMS TO BE REMOVED AND PREPARED TO RECEIVE NEW. ANY DAMAGED COMPONENTS OF THE EXISTING ASSEMBLY TO BE REPORTED TO PARKS CANADA REPRESENTATIVE. PREPARE SURFACES FOR NEW ASSEMBLY. REFER TO EXISTING AND NEW ASSEMBLIES.
2	CONTRACTOR TO DEMOLISH ALL EXISTING ROOF SHINGLES AND UNDERLAYMENT. PREPARE FOR NEW ASSEMBLIES. EXTERIOR ROOF SHEATHING TO BE ASSESSED FOR RECEIVING NEW ROOFING. ANY DAMAGE TO ROOF SHEATHING, ROOF / WALL TRANSITIONS AND ROOF SUB-STRUCTURE TO BE REPORTED TO PARKS CANADA REPRESENTATIVE. EXISTING FLASHING TO BE REMOVED. PREPARE SURFACES TO RECEIVE NEW FLASHING AT TRANSITIONS, ROOF PENETRATIONS AND WHERE REQUIRED. ROOF FASCIA BOARDS AND GUTTERS TO BE REMOVED AND REPLACED WHERE APPLICABLE. REFER TO EXISTING AND NEW ASSEMBLIES.
3	CONTRACTOR TO REMOVE EXISTING INTERIOR PARTITION WALL, AS INDICATED IN ARCHITECTURAL DRAWINGS. MAKE ALL WALL, CEILING, FLOOR SURFACES GOOD TO RECEIVE NEW FINISH. REFER TO ARCHITECTURAL DRAWINGS FOR PROPOSED FINISHES.
4	CONTRACTOR TO REMOVE EXISTING FLOORING AND PREPARE SLAB FOR NEW FLOOR FINISH. CONTRACTOR TO ADDRESS ANY DRAINAGE DAMAGE/ISSUES - (TO BE CONFIRMED WITH PARKS CANADA). REFER TO ARCHITECTURAL DRAWINGS FOR PROPOSED FINISHES.
5	CONTRACTOR TO REMOVE EXISTING INTERIOR WALL PANELING - FRP AND ANY DAMAGED PLYWOOD SUBSTRATE. REFER TO ARCHITECTURAL DRAWINGS FOR PROPOSED FINISHES.
6	CONTRACTOR TO REMOVE EXISTING CEILING ASSEMBLIES AND CEILING SUSPENSION SYSTEMS, INCLUDING AIR RETURNS AND LIGHT FIXTURES. REFER TO ARCHITECTURAL DRAWINGS FOR PROPOSED FINISHES. REFER TO MECHANICAL AN ELECTRICAL DRAWINGS FOR DEMO AN PROPOSED PLANS.
7	CONTRACTOR TO REMOVE EXISTING EXTERIOR AND INTERIOR DOORS. PREPARE OPENINGS TO RECEIVE NEW. REPLACE ANY DAMAGED FLASHING. REFER TO ARCHITECTURAL DRAWINGS FOR DOOR, HARDWARE AND FINISH SCHEDULE.
8	CONTRACTOR TO REMOVE ALL FIXTURES AND FINISHES FROM THE EXISTING WASHROOMS AND PREPARE FOR NEW FINISHES. REFER TO ARCHITECTURAL DRAWINGS AND FINISH SCHEDULES. REFER TO MECHANICAL DRAWING FOR FIXTURES DEMOLITION AND PROPOSED PLAN.
9	CONTRACTOR TO REMOVE ALL EXISTING WASHROOM ACCESSORIES AND PREPARE ALL SURFACES FOR NEW, INCLUDING EXISTING WASHROOM/SHOWER PARTITIONS. REFER TO ARCHITECTURAL DRAWINGS, FINISH SCHEDULES AND SPECIFICATIONS.
10	CONTRACTOR TO DISCONNECT OUTDOOR SINKS PLUMBING AND RELOCATE EXISTING (N.I.C) STAINLESS STEEL OUTDOOR SINKS AND COUNTERS FOR THE DURATION OF THE CONSTRUCTION. COORDINATE TEMPORARY LOCATION WITH PARKS CANADA.
11	CONTRACTOR TO REMOVE ALL SIGNAGE AND REINSTALL AS DIRECTED BY PCA

NOTE: ALL DRAWINGS TO BE REFERENCED FOR SCOPE OF DEMOLITION AND PREPARATION FOR NEW ASSEMBLIES/FINISHES

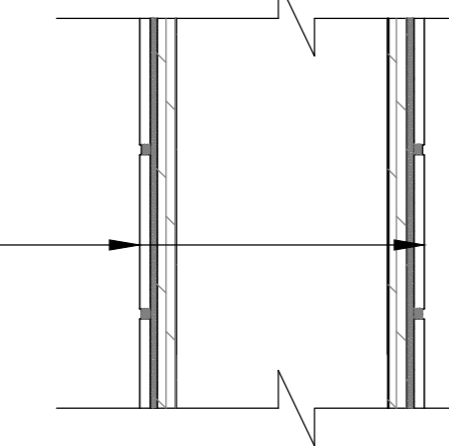
**W1 - TYPICAL WALL ASSEMBLY (EXISTING)**

- VERTICAL WOOD SIDING (17 X 80/100/130mm)
- 13mm PLYWOOD SHEATHING
- 38 X 89mm STUD @ 400mm O.C.
- 13mm PLYWOOD SHEATHING
- CERAMIC TILE



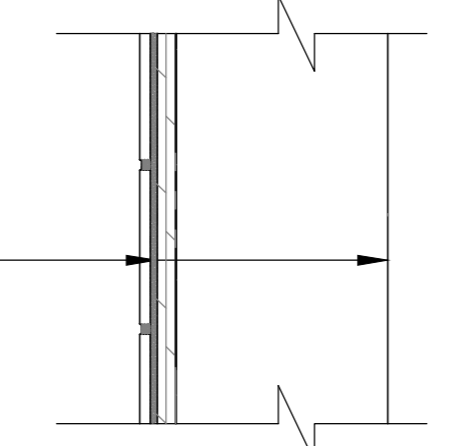
**P1 - INTERIOR PARTITION (EXISTING)**

- CERAMIC TILE
- 13mm PLYWOOD
- 38 X 89mm WOOD STUD
- 13mm PLYWOOD
- CERAMIC TILE



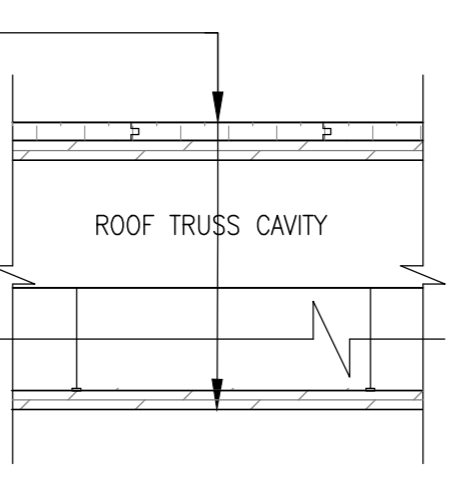
**P2 - INTERIOR PARTITION (EXISTING)**

- CERAMIC TILE
- 13mm PLYWOOD
- 38 X 140mm WOOD STUD

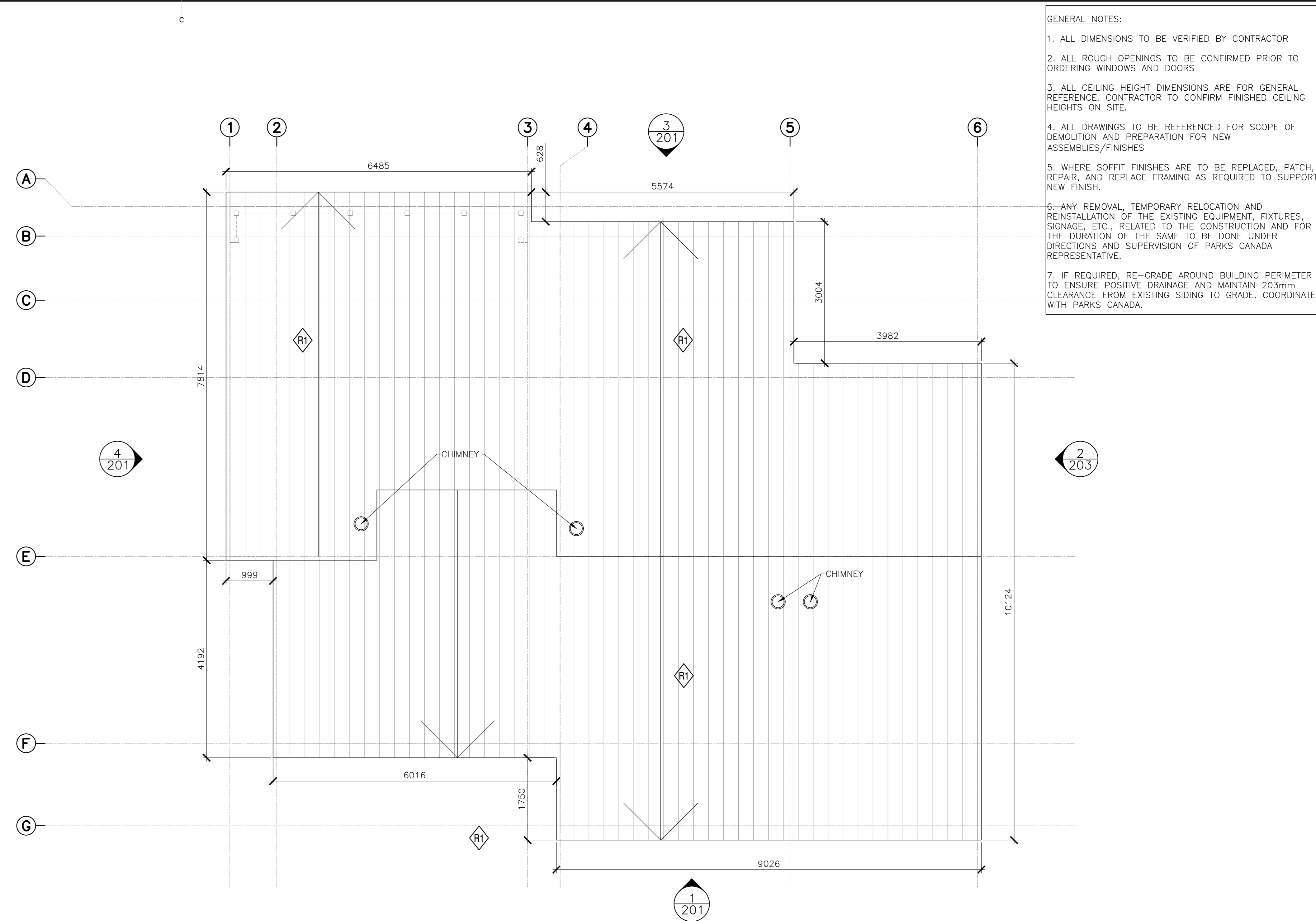
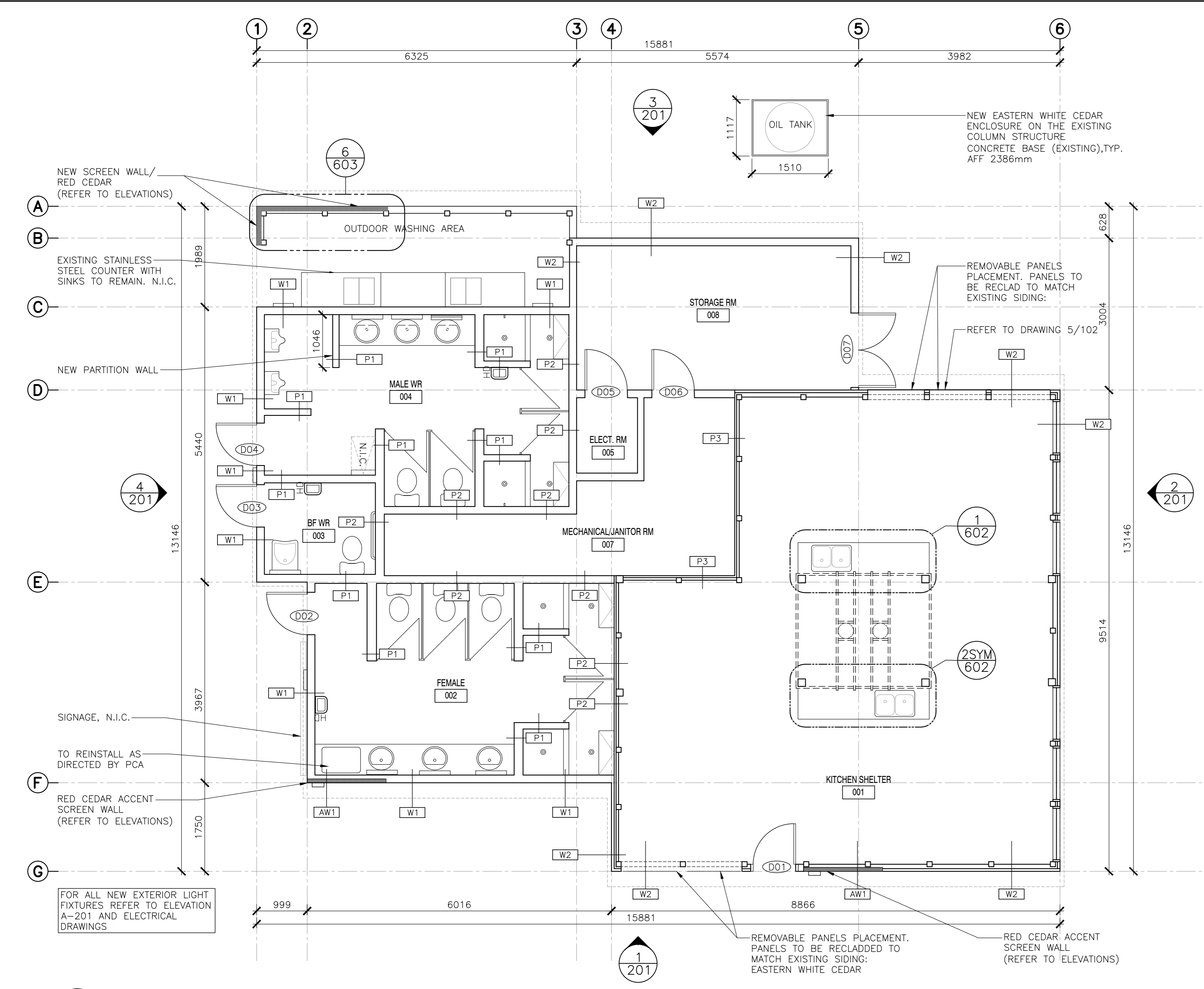


**R1 - TYPICAL ROOF ASSEMBLY (EXISTING)**

- ASPHALT SHINGLES
- 15# ASPHALT FELT BUILDING PAPER
- 38 X 191mm T.G. ROOFING BOARD
- 89 X 241mm RAFTERS @ 400mm O.C.
- SUSPENDED CEILING - PLYWOOD







- GENERAL NOTES:**
1. ALL DIMENSIONS TO BE VERIFIED BY CONTRACTOR
  2. ALL ROUGH OPENINGS TO BE CONFIRMED PRIOR TO ORDERING WINDOWS AND DOORS
  3. ALL CEILING HEIGHT DIMENSIONS ARE FOR GENERAL REFERENCE. CONTRACTOR TO CONFIRM FINISHED CEILING HEIGHTS ON SITE.
  4. ALL DRAWINGS TO BE REFERENCED FOR SCOPE OF DEMOLITION AND PREPARATION FOR NEW ASSEMBLIES/FINISHES
  5. WHERE SOFFIT FINISHES ARE TO BE REPLACED, PATCH, REPAIR, AND REPLACE FRAMING AS REQUIRED TO SUPPORT NEW FINISH.
  6. ANY REMOVAL, TEMPORARY RELOCATION AND REINSTALLATION OF THE EXISTING EQUIPMENT, FIXTURES, SIGNAGE, ETC., RELATED TO THE CONSTRUCTION AND FOR THE DURATION OF THE SAME TO BE DONE UNDER DIRECTIONS AND SUPERVISION OF PARKS CANADA REPRESENTATIVE.
  7. IF REQUIRED, RE-GRADE AROUND BUILDING PERIMETER TO ENSURE POSITIVE DRAINAGE AND MAINTAIN 203mm CLEARANCE FROM EXISTING SIDE TO GRADE. COORDINATE WITH PARKS CANADA.

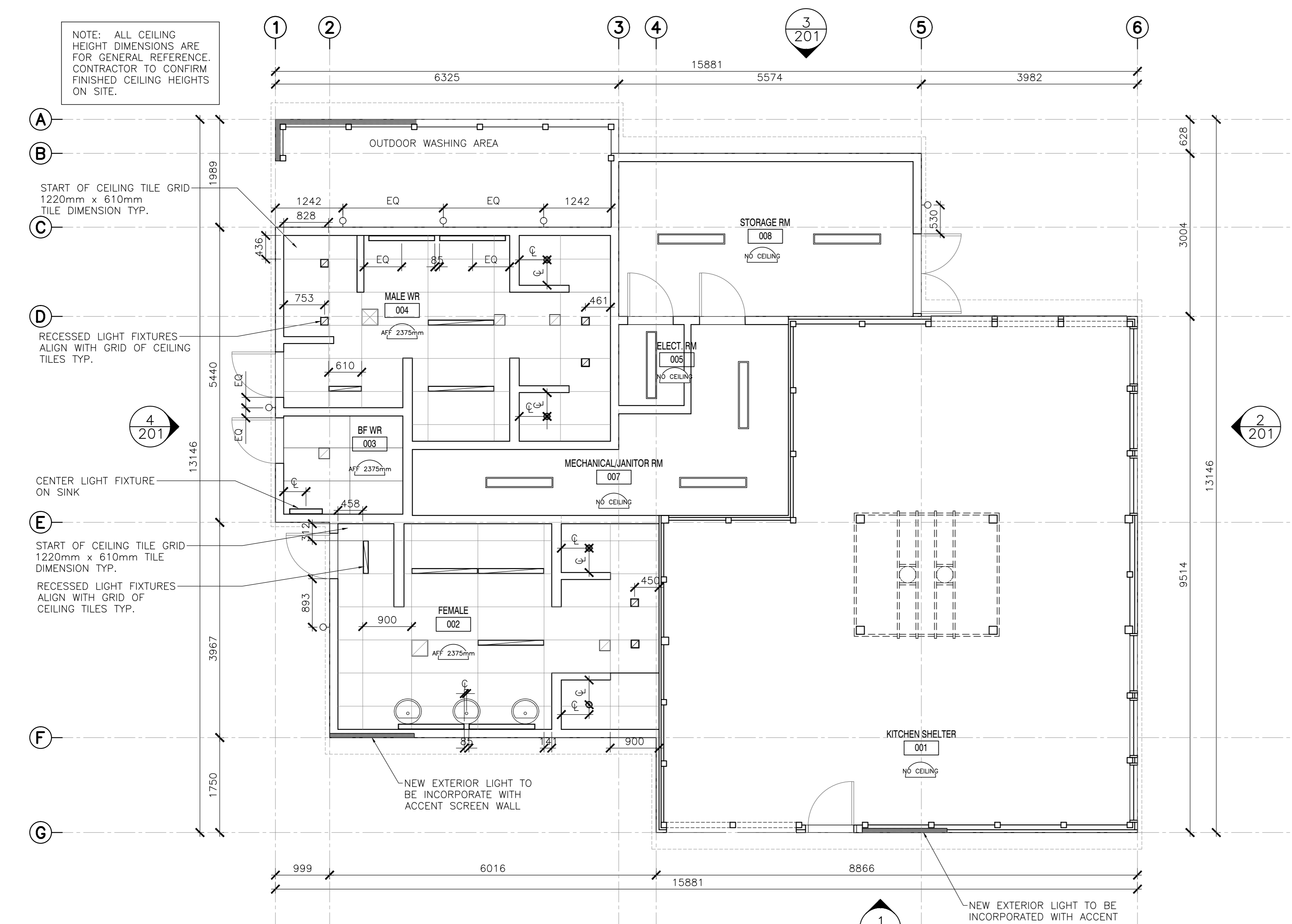


**EKISTICS PLANNING & DESIGN**  
 1 STARR LANE, DARTMOUTH  
 PH: (902)461-2525 FAX: (902)465-3131



**1** 'E' - PROPOSED  
 SCALE: 1:50

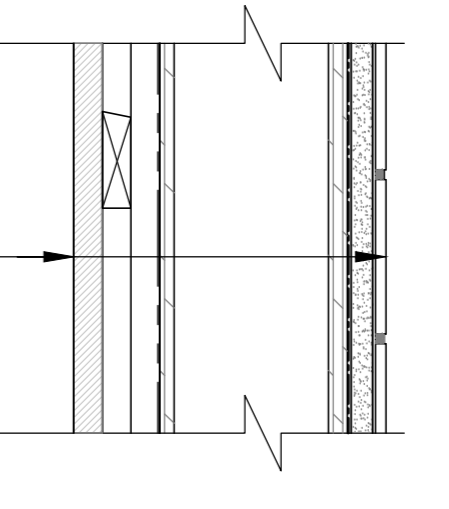
**2** 'E' ROOF PLAN - PROPOSED  
 SCALE: 1:50



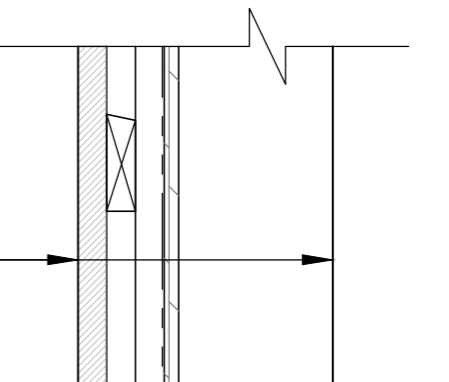
**3** 'E' REFLECTED CEILING PLAN - PROPOSED  
 SCALE: 1:50

**EXTERIOR WALL ASSEMBLIES**  
 NOTE: FOR NEW SIDING PROFILE SEE DETAIL 14/501

- WT1 TYPICAL WALL ASSEMBLY (NEW)**
- NEW 19mm X 133mm VERTICAL WHITE CEDAR WOOD SIDING
  - NEW 19mm HORIZONTAL FURRING @ 400mm O.C./AIR SPACE
  - NEW 19mm VERTICAL FURRING @ 400mm O.C./AIR SPACE
  - NEW VAPOR PERMEABLE AIR/WEATHER BARRIER
  - EXISTING 13mm EXTERIOR GRADE SHEATHING
  - EXISTING 38x89mm STUD @ 400mm O.C.
  - EXISTING 38x89" HORIZONTAL BLOCKING @ 610"O.C.
  - EXISTING 13mm PLYWOOD SHEATHING
  - NEW "SMART" VAPOR RETARDER MEMBRANE
  - NEW MOISTURE RESISTANT GYPSUM BOARD OR TILE BACKER-BOARD DEPENDENT ON INTERIOR FINISH
  - FOR INTERIOR FINISHES SEE INTERIOR ELEVATIONS

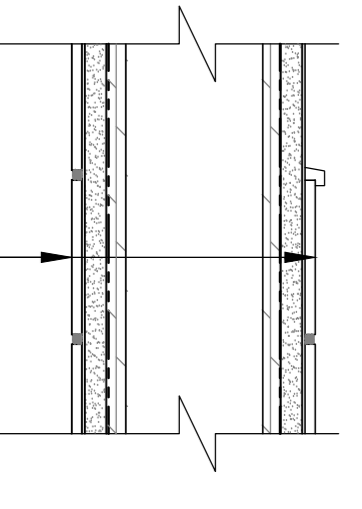


- WT2 TYPICAL WALL ASSEMBLY (NEW)**
- NEW 19mm x 133mm VERTICAL WHITE CEDAR WOOD SIDING
  - NEW 19mm HORIZONTAL FURRING @ 400mm O.C./AIR SPACE
  - NEW 19mm VERTICAL FURRING @ 400mm O.C./AIR SPACE
  - NEW VAPOR PERMEABLE AIR/WEATHER BARRIER
  - EXISTING 13mm EXTERIOR GRADE SHEATHING
  - EXISTING 38x89mm STUD @ 400mm O.C.
  - SIZE VARIES
  - EXISTING 38x89" HORIZONTAL BLOCKING @ 610"O.C.

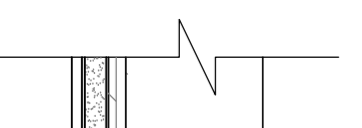


**INTERIOR WALL ASSEMBLIES**

- PT1 TYPICAL WALL ASSEMBLY (NEW)**
- NEW PORCELAIN TILE WITH BACKER-BOARD, AND/OR GYPSUM BOARD PAINTED WITH VAPOUR PERMEABLE PAINT. REFER TO INTERIOR ELEVATIONS FOR EXTENT OF FINISHES
  - NEW "SMART" VAPOR RETARDER MEMBRANE WHERE TILE IS APPLIED
  - EXISTING 13mm PLYWOOD
  - EXISTING 38x89mm STUD @ 400mm O.C.
  - EXISTING 38x89" HORIZONTAL BLOCKING @ 610"O.C.
  - EXISTING 13mm PLYWOOD
  - NEW "SMART" VAPOR RETARDER MEMBRANE WHERE TILE IS APPLIED
  - NEW PORCELAIN TILE WITH BACKER-BOARD, AND/OR GYPSUM BOARD PAINTED WITH VAPOUR PERMEABLE PAINT. REFER TO INTERIOR ELEVATIONS FOR EXTENT OF FINISHES



- PT2 TYPICAL WALL ASSEMBLY (NEW)**
- NEW PORCELAIN TILE WITH BACKER-BOARD, AND/OR GYPSUM BOARD PAINTED WITH VAPOUR PERMEABLE PAINT. REFER TO INTERIOR ELEVATIONS FOR EXTENT OF FINISHES
  - NEW "SMART" VAPOR RETARDER MEMBRANE WHERE TILE IS APPLIED
  - EXISTING 13mm PLYWOOD
  - EXISTING 38x89mm STUD @ 400mm O.C.
  - EXISTING 38x89" HORIZONTAL BLOCKING @ 610"O.C.
  - EXISTING



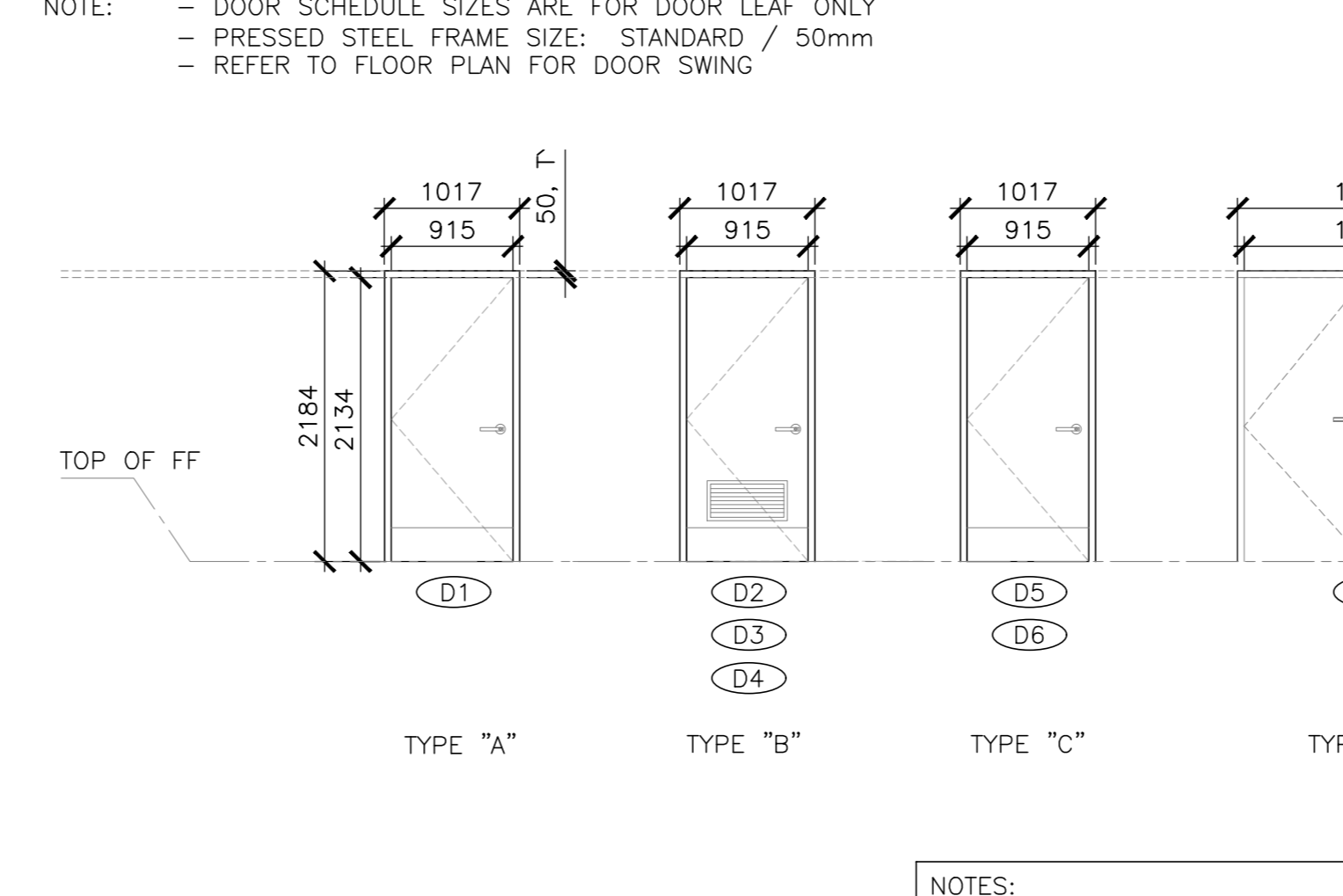
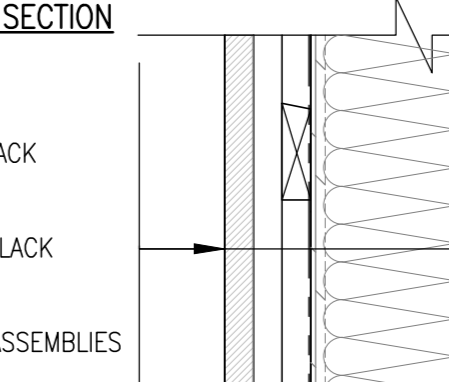
SYMBOL	DOOR WIDTH	DOOR HEIGHT	DESCRIPTION	DOOR TYPE	HARDWARE
D1	915mm	2134mm	SOLID WOOD DOOR / EXTERIOR	A	H-1
D2	915mm	2134mm	HOLLOW METAL DOOR / PRESSED STEEL FRAME	B	H-2
D3	915mm	2134mm	HOLLOW METAL DOOR / PRESSED STEEL FRAME	B	H-3
D4	915mm	2134mm	HOLLOW METAL DOOR / PRESSED STEEL FRAME	B	H-2
D5	915mm	2134mm	HOLLOW METAL DOOR / PRESSED STEEL FRAME	C	H-4
D6	915mm	2134mm	HOLLOW METAL DOOR / PRESSED STEEL FRAME	C	H-4
D7	1828mm	2134mm	HOLLOW METAL DOOR / PRESSED STEEL FRAME	D	H-5

**NOTE:**

- DOOR SCHEDULE SIZES ARE FOR DOOR LEAF ONLY
- PRESSED STEEL FRAME SIZE: STANDARD / 50mm
- REFER TO FLOOR PLAN FOR DOOR SWING

**EXTERIOR ACCENT WALLS**

- AW1 - TYPICAL ACCENT WALL SCREEN (PROPOSED) - SECTION**
- NEW 38 X 90mm VERTICAL RED CEDAR WOOD SIDING. REFER TO A-603 FOR DETAILS
  - NEW 19mm HORIZONTAL FURRING @ 400mm O.C., PAINTED BLACK
  - NEW 19mm VERTICAL FURRING @ 400mm O.C., PAINTED BLACK
  - AIR SPACE
  - NEW VAPOR PERMEABLE UV PROTECTED WEATHER BARRIER - BLACK
  - EXISTING SHEATHING, INSULATION WHERE APPLICABLE, STUDS, HORIZONTAL BLOCKING
  - FOR INTERIOR WALL APPLICATIONS REFER TO INDIVIDUAL WALL ASSEMBLIES



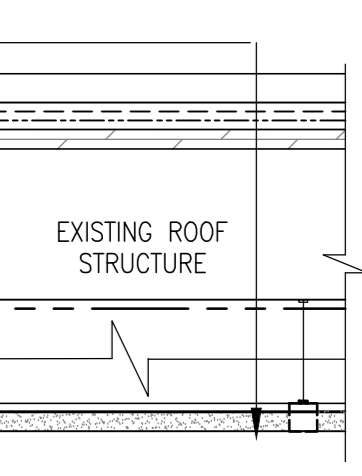
**4** DOOR SCHEDULE  
 SCALE: 1:50

**5** REMOVABLE WINTER PANEL (TYP.)  
 SCALE: 1:50

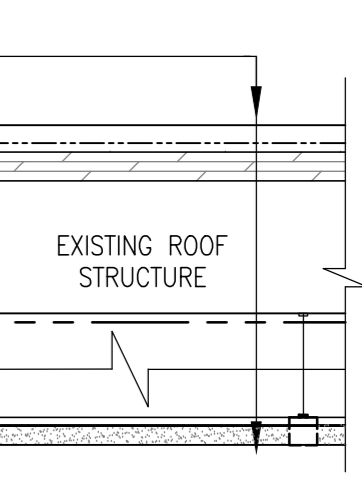
- NOTES:**
1. ALL BUILDING DIMENSIONS TO BE VERIFIED ON SITE
  2. ALL P.O. TO BE CONFIRMED PRIOR TO ORDERING WINDOWS AND DOORS

**ROOF ASSEMBLIES**

- TYPICAL ROOF ASSEMBLY (PROPOSED)**
- NEW STANDING SEAM METAL ROOF
  - NEW VENT/DRAINAGE MAT
  - NEW UNDERLAMENT SBS MEMBRANE
  - EXISTING 38 X 191mm I.G. ROOFING BOARD
  - EXISTING 89 X 241mm RAFTERS @ 400mm O.C.
  - NEW "SMART" VAPOR RETARDER MEMBRANE
  - T-BAR SUSPENSION SYSTEM
  - MINERAL FIBRE ADJUSTABLE CEILING TILE 610 X 1220mm OR NO CEILING - REFER TO ROP FOR CEILING FINISHES



- TYPICAL ROOF ASSEMBLY (PROPOSED)**
- NEW ASPHALT ROOF SHINGLES (DARK CHARCOAL GREY)
  - NEW WATERPROOFING UNDERLAMENT
  - (EXISTING) ROOF SHEATHING
  - (EXISTING) ROOF STRUCTURE
  - EXISTING ROOF SHEATHING
  - EXISTING ROOF TRUSS
  - EXISTING SUSPENDED PLYWOOD CEILING
  - NEW "SMART" VAPOR RETARDER MEMBRANE
  - T-BAR SUSPENSION SYSTEM
  - MINERAL FIBRE ADJUSTABLE CEILING TILE 610 X 1220mm OR NO CEILING - REFER TO ROP FOR CEILING FINISHES



revisors	date	project
5	ISSUED FOR TENDER	01/31
4	ISSUED FOR BS8	12/21
3	ISSUED FOR BS4	11/15
2	ISSUED FOR BS3	09/25
1	ISSUED FOR BS2	08/09

**FACILITY REHABILITATION  
 KOUCHIBOUQUAC  
 NATIONAL PARK  
 KOUCHIBOUQUAC  
 NEW BRUNSWICK**

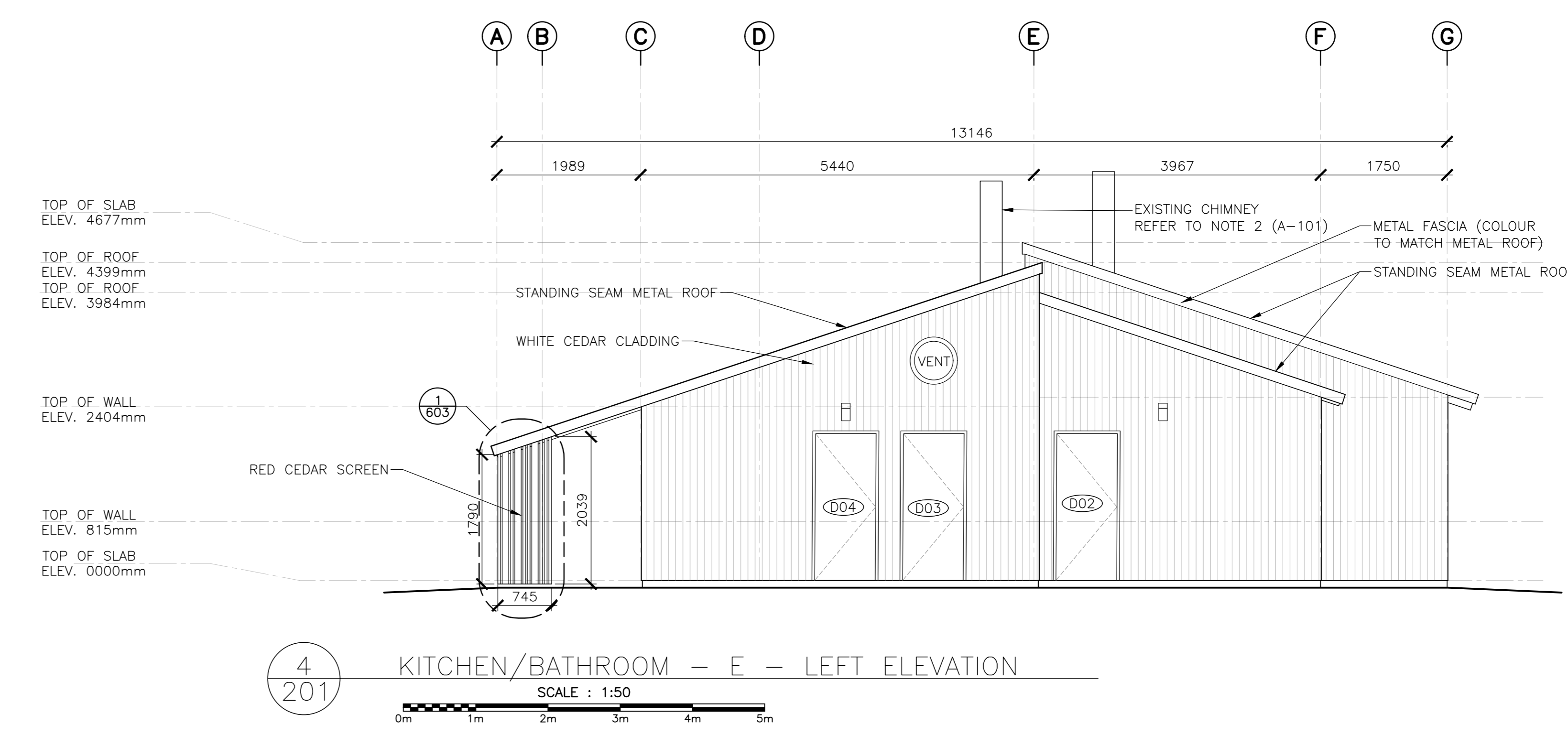
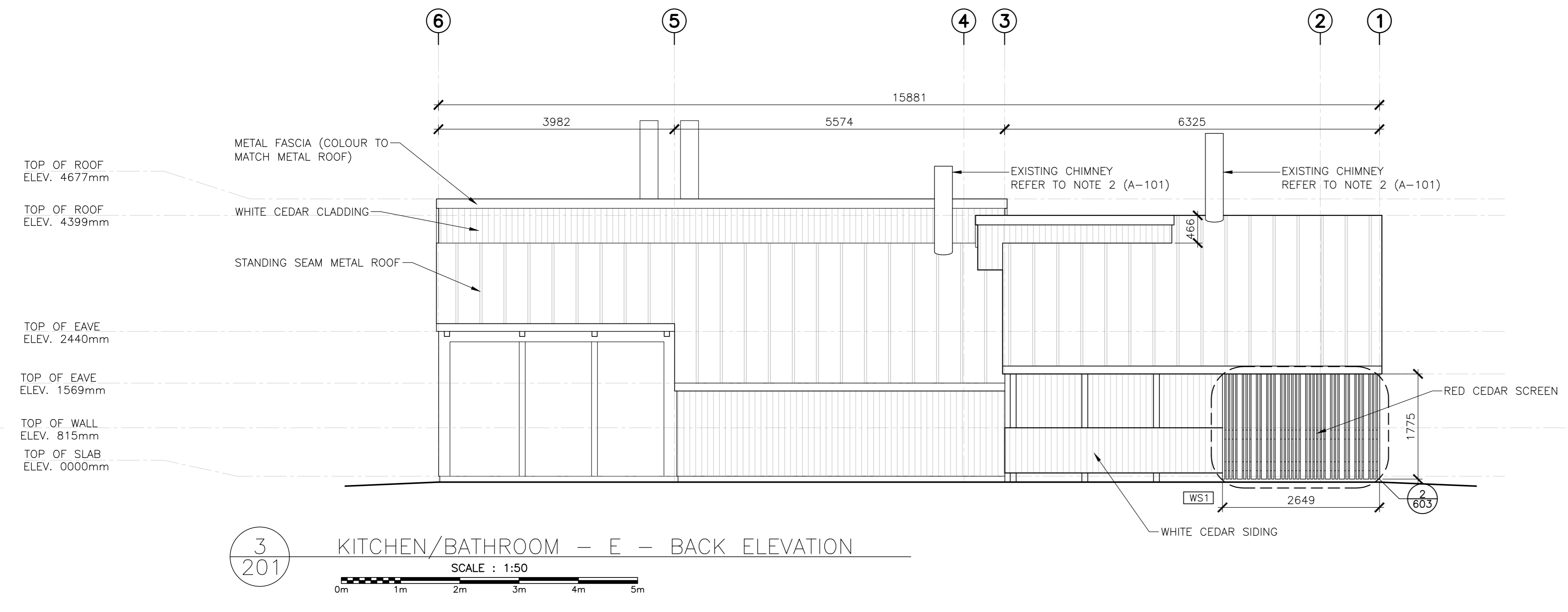
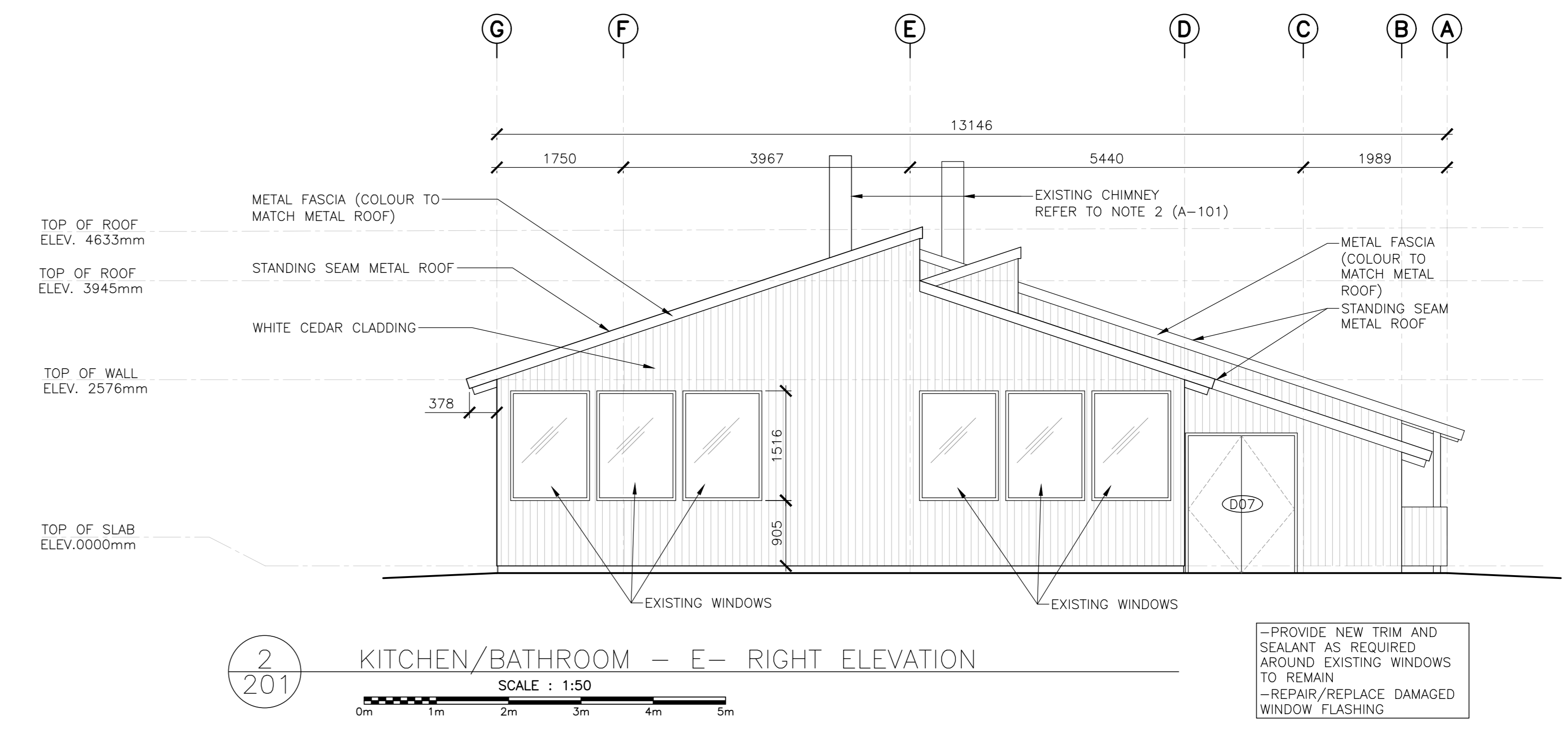
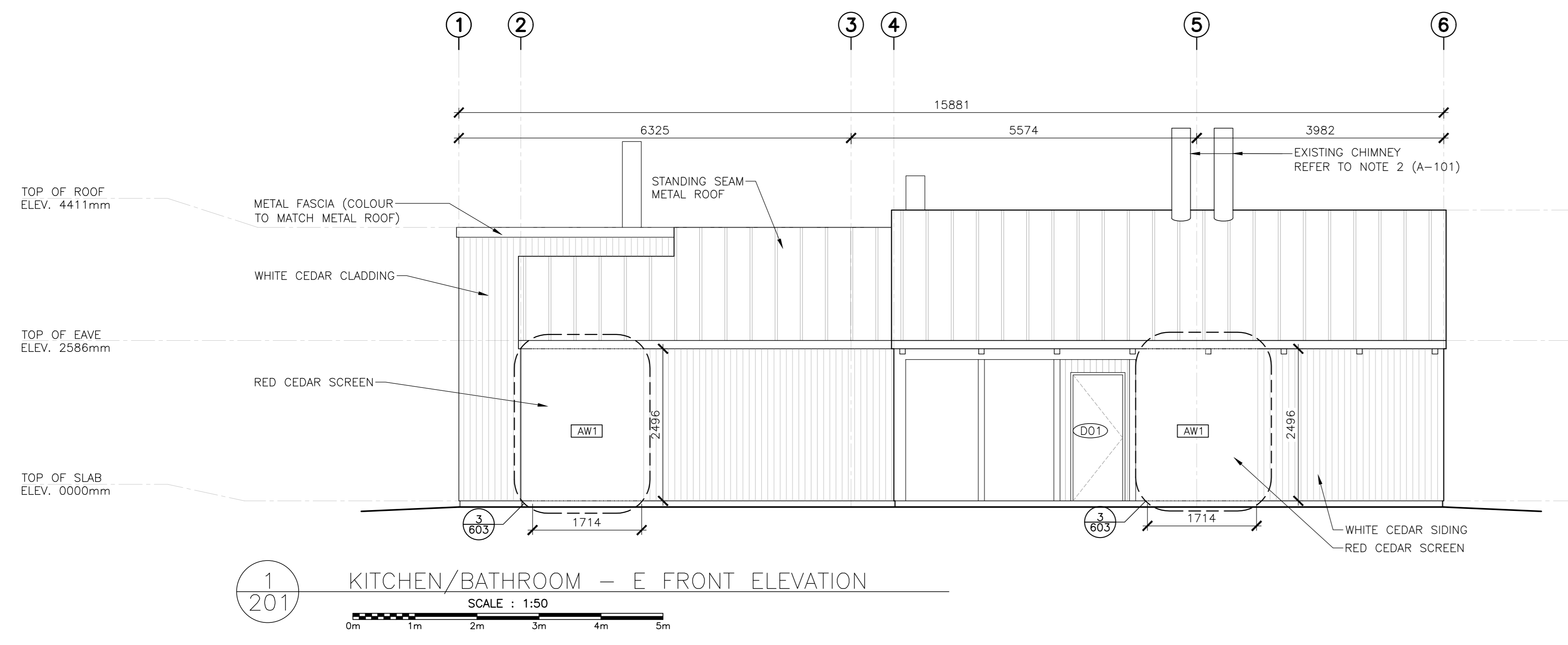
**SERVICE BUILDING 'E'  
 PLANS,  
 SCHEDULE, ASSEMBLIES**

designed	designed
date	date
drawn	drawn
date	date
approved	approved
date	date
Tender	Submission
FWSC Project Manager	Administrateur de projets TPSC
project number	no. du projet
1848-954	
drawing no.	no. du dessin
A-102	



\*NOTE: REGRADE AROUND BUILDING PERIMETER TO ENSURE POSITIVE DRAINAGE AND MAINTAIN 8" CLEARANCE FROM EXT. SIDING TO GRADE

NOTE: ALL HEIGHT DIMENSIONS ARE FOR GENERAL REFERENCE. CONTRACTOR TO CONFIRM FINISHED CEILING HEIGHTS ON SITE.



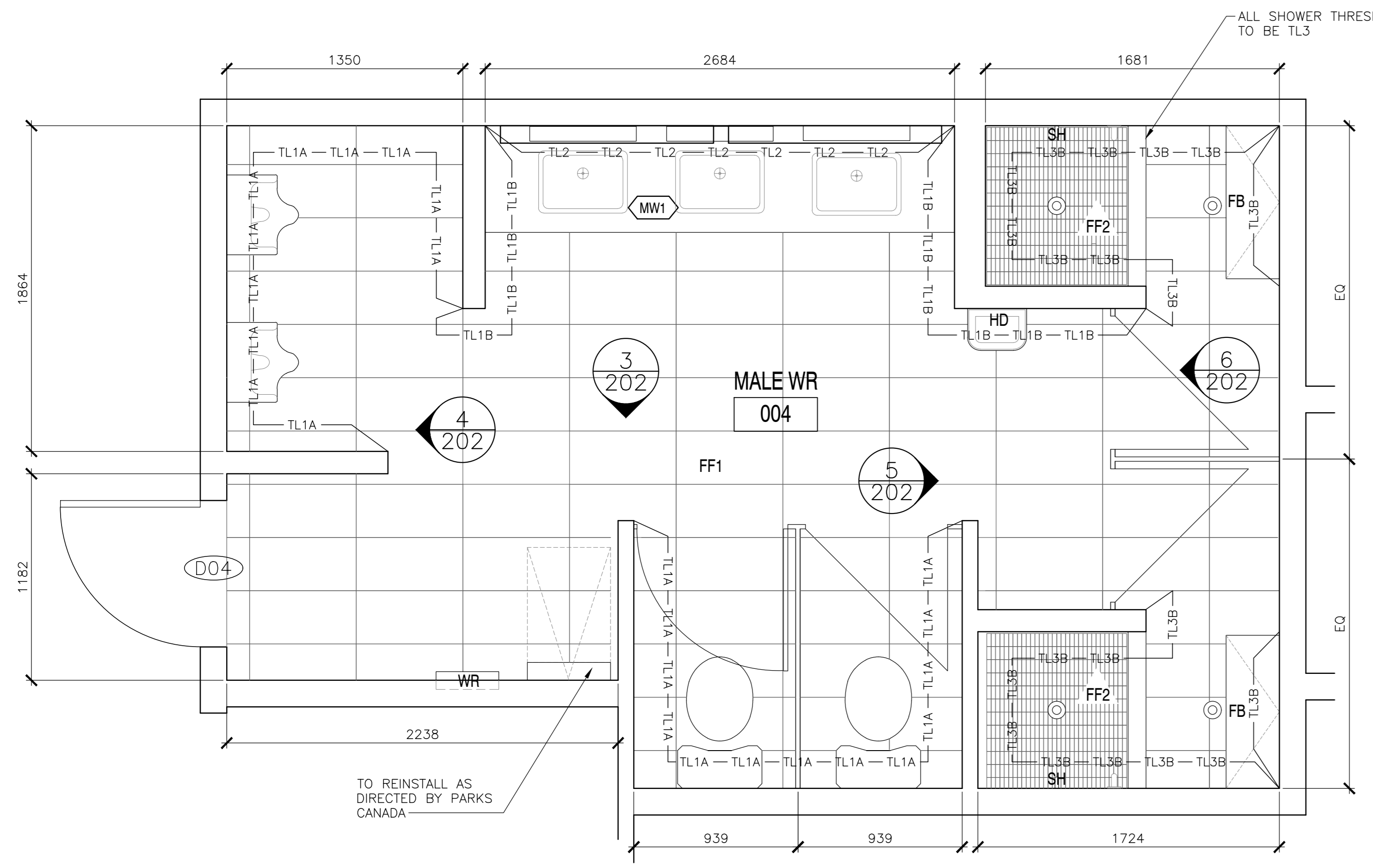
5	ISSUED FOR TENDER	01/31
4	ISSUED FOR BS8	12/21
3	ISSUED FOR BS4	11/15
2	ISSUED FOR BS3	09/25
1	ISSUED FOR BS2	08/09
revisors		date

project  
FACILITY REHABILITATION  
KOUCHIBOUQUAC  
NATIONAL PARK  
KOUCHIBOUQUAC  
NEW BRUNSWICK

drawing  
SERVICE BUILDING 'E'  
BUILDING ELEVATIONS

designed	conçu
date	
drawn	dessiné
date	
approved	approuvé
date	
Tender	Soumission
PMWSC Project Manager	Administrateur de projets TPWGC
project number	no. du projet
1848-954	
drawing no.	no. du dessin
A-201	





1 MALE WASHROOM — ENLARGED PLAN  
SCALE: 1:20  
0mm 500mm 1000mm 1500mm 2000mm 2500mm

NOTES:  
1. ALL NEW FIXTURES AND EQUIPMENT  
2. ALL CEILING HEIGHT DIMENSIONS ARE FOR GENERAL REFERENCE. CONTRACTOR TO CONFIRM FINISHED CEILING HEIGHTS ON SITE.

FIXTURES AND FINISHES GENERAL NOTES	
1.	ALL INTERIOR WALL FINISHES TO BE PT1 U.N.O.
2.	ALL TOILET AND SHOWER PARTITIONS TO BE HIGH PRESSURE LAMINATE SOLID CORE COLOUR, FLOOR MOUNTED. REFER TO SPECIFICATIONS.
3.	ALL BARRIER FREE TOILETS TO BE MOUNTED 460mm FROM WALL TO CENTERLINE OF FIXTURE. ALL OTHER TOILETS TO BE CENTERED ON STALL.
4.	ALL TILE TRANSITIONS TO HAVE STAINLESS STEEL STRIP — REFER TO SPECIFICATIONS.
5.	NO TILE TO RUN BEHIND MILLWORK. MILLWORK TO BE MOUNTED DIRECTLY TO DRYWALL. PROVIDE BLOCKING AS REQUIRED.
6.	ALL PT1 WALLS WITHOUT TILE TO RECEIVE 4" TL1 TILE BASE.
7.	ALL ACCESSORIES AND FIXTURES TO BE MOUNTED AT BARRIER FREE HEIGHTS U.N.O.
8.	REFER TO MECHANICAL DRAWINGS FOR ALL PLUMBING FIXTURES.

FIXTURES AND FINISHES KEY NOTES	
SYMBOL	DESCRIPTION
1	THIS TOILET STALL CONTAINS ALL BARRIER FREE FIXTURES. REFER TO SPECIFICATIONS.
2	THIS SHOWER STALL CONTAINS ALL BARRIER FREE FIXTURES. REFER TO SPECIFICATIONS.

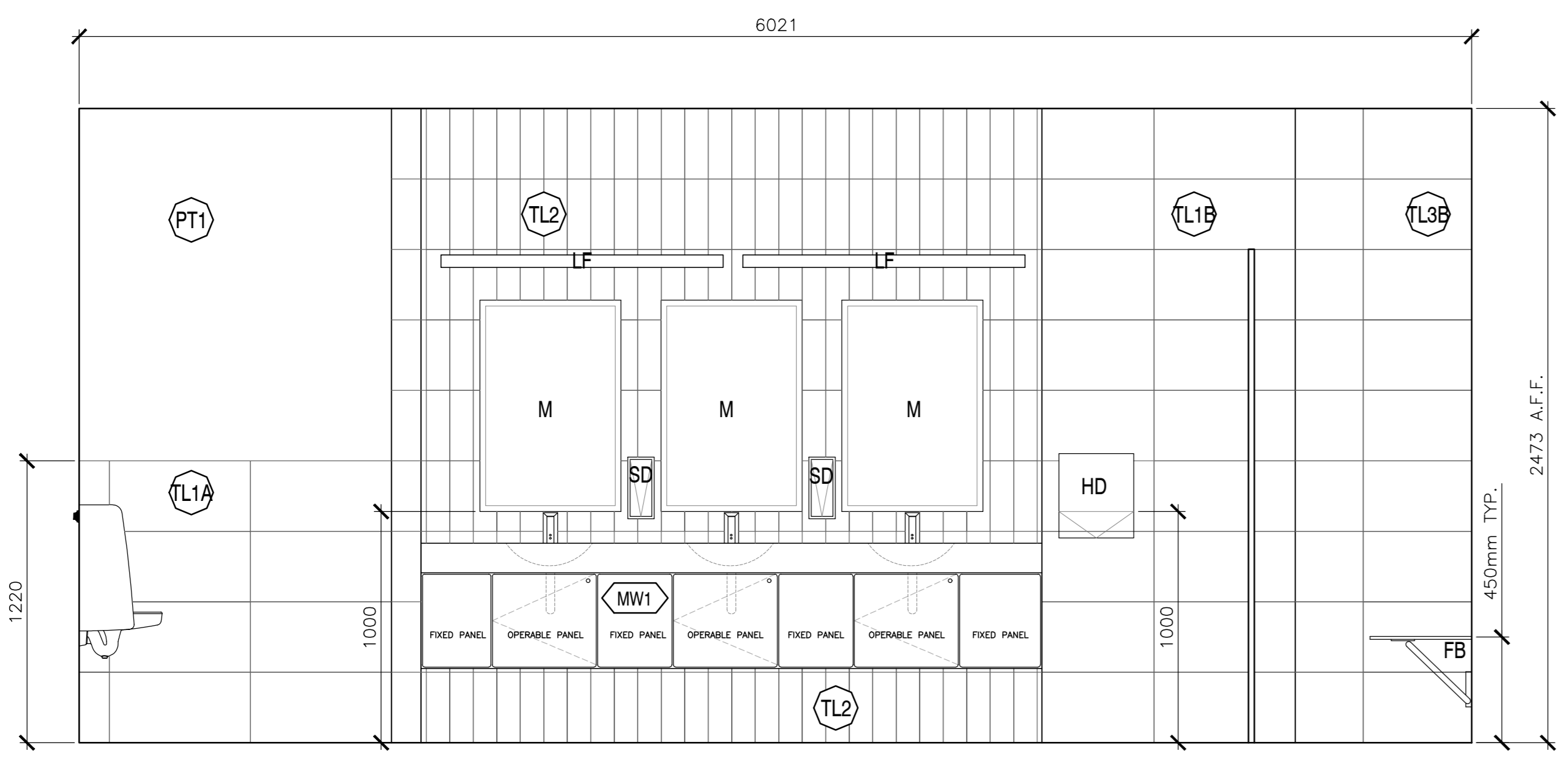
SCHEDULE TAG NOTES:	
1.	WALL TAGS [WT] INDICATE ENTIRETY OF WALL TO BE RE-CLAD UNLESS NOTED OTHERWISE. SEE DRAWING A-301 FOR TYPICAL RE-CLADDING DETAILS.
2.	PAINT TAG [PT] INDICATES ALL ROOM WALLS AND CEILING TO BE PAINTED UNLESS NOTED OTHERWISE.
3.	WALL TILE TAG [TL] INDICATES WALLS TO BE TILED. SEE DETAILED PLANS AND INTERIOR ELEVATIONS FOR EXACT PLACEMENT AND HEIGHTS.
4.	FLOOR FINISH TAG [FF] INDICATES FLOOR FINISH. FOR DETAILS AND ORIENTATION OF FLOOR PATTERN, REFER TO DETAILED PLAN DRAWINGS.

FLOOR FINISH TILE	
SYMBOL	DESCRIPTION
FF1	WALL TILE/FLOOR TILE MANUFACTURER: CIOT COLLECTION: CONCRETE PROJECT COLOUR: 'N' SIZE: 30cm X 60cm INSTALLATION: HORIZONTAL STACK BOND GROUT: FLEXITILE, CHARCOAL *685 585, 3mm UNSANDED.
FF2	FLOOR TILE MANUFACTURER: OLYMPIA COLLECTION: UNICOLOUR MOSAIC COLOUR: EXTRA WHITE MATTE SIZE: 27.7cm X 29.2cm INSTALLATION: HORIZONTAL STACK BOND GROUT: FLEXITILE, SNOWWHITE *651 551, 3mm UNSANDED.

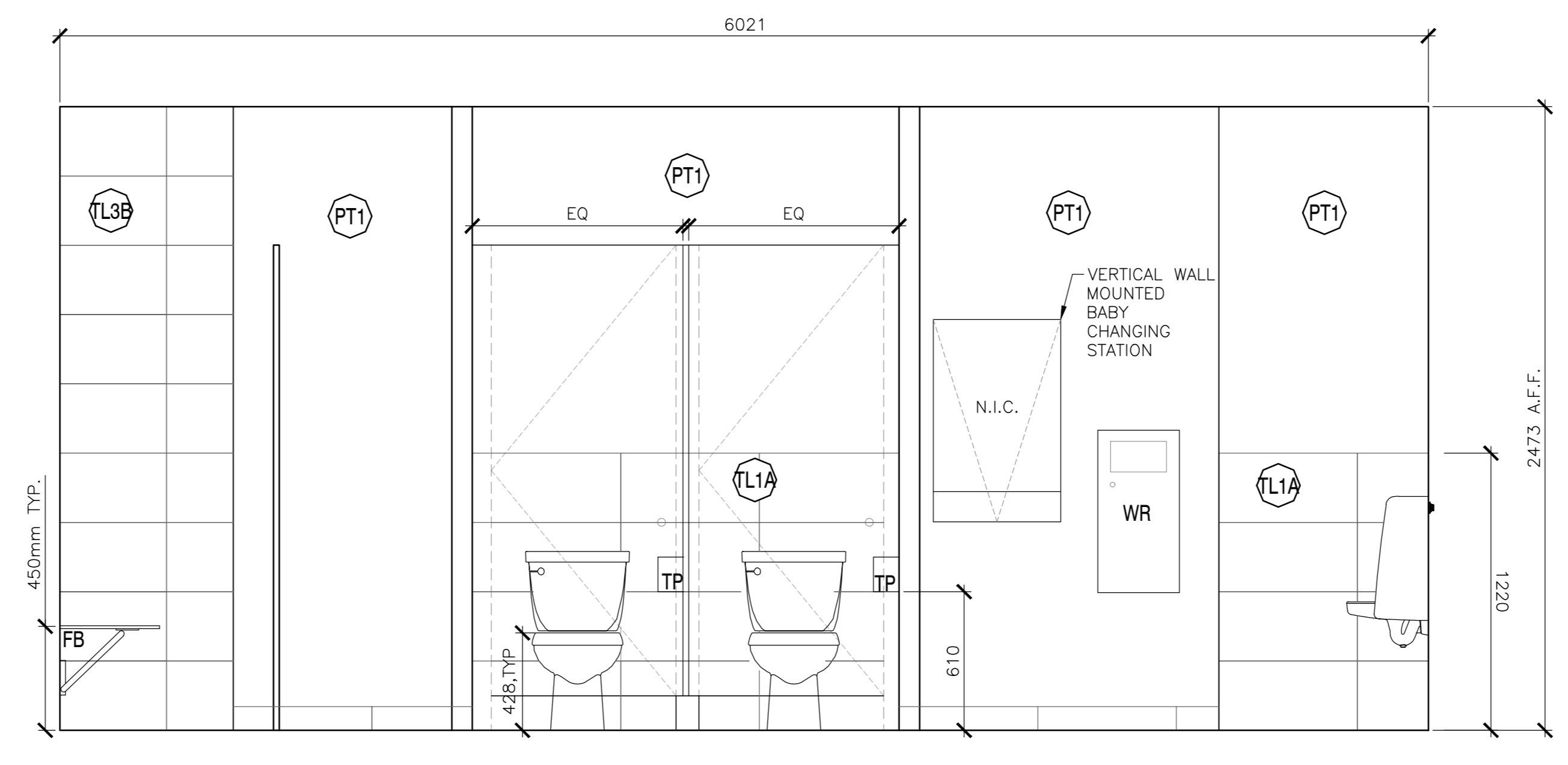
WALL TILE FINISH	
SYMBOL	DESCRIPTION
TL1A	WALL TILE/FLOOR TILE MANUFACTURER: CIOT COLLECTION: CONCRETE PROJECT COLOUR: 'N' SIZE: 30cm X 60cm INSTALLATION: HORIZONTAL STACK BOND TO 1220mm A.F.F. GROUT: FLEXITILE, CHARCOAL *685 585, 3mm UNSANDED.
TL1B	WALL TILE/FLOOR TILE MANUFACTURER: CIOT COLLECTION: CONCRETE PROJECT COLOUR: 'N' SIZE: 30cm X 60cm INSTALLATION: HORIZONTAL STACK BOND — FINISHED FLOOR TO CEILING GROUT: FLEXITILE, CHARCOAL *685 585, 3mm UNSANDED.
TL2	WALL TILE MANUFACTURER: CERA CRES COLLECTION: SENO LACCATI COLOUR: MELA CHIARO SIZE: 9.85cm X 30cm INSTALLATION: VERTICAL STACK BOND— FINISHED FLOOR TO CEILING GROUT: FLEXITILE, IVORY *682 582, 3mm UNSANDED.
TL3A	WALL TILE MANUFACTURER: OLYMPIA TILE COLOUR: EXTRA WHITE FINISH: MATTE SIZE: 30cm X 60cm INSTALLATION: HORIZONTAL STACK BOND TO 1220mm GROUT: FLEXITILE, SNOWWHITE *651 551, 3mm UNSANDED.
TL3B	WALL TILE MANUFACTURER: OLYMPIA TILE COLOUR: EXTRA WHITE FINISH: MATTE SIZE: 30cm X 60cm INSTALLATION: HORIZONTAL STACK BOND FINISH FLOOR TO CEILING GROUT: FLEXITILE, SNOWWHITE *651 551, 3mm UNSANDED.

WASHROOM ACCESSORY LEGEND	
SYMBOL	DESCRIPTION
M	MIRROR — CENTER ON SINK
WR	WASTE RECEPTAL / AS SHOWN
SD	SOAP DISPENSER — REFER TO SPECIFICATION
TP	TOILET PAPER DISPENSER
CH	CLOTHS HOOK
GB1	STAINLESS STEEL GRAB BAR 610mm, CENTERED ON TOILET
GB2	STAINLESS STEEL GRAB BAR 915mm
FB	FOLDING BENCH
HD	HAND DRYER
SNR	FEMININE NAPKIN DISPOSAL BIN
SH	SHOWER FIXTURE
LF	LIGHT FIXTURE

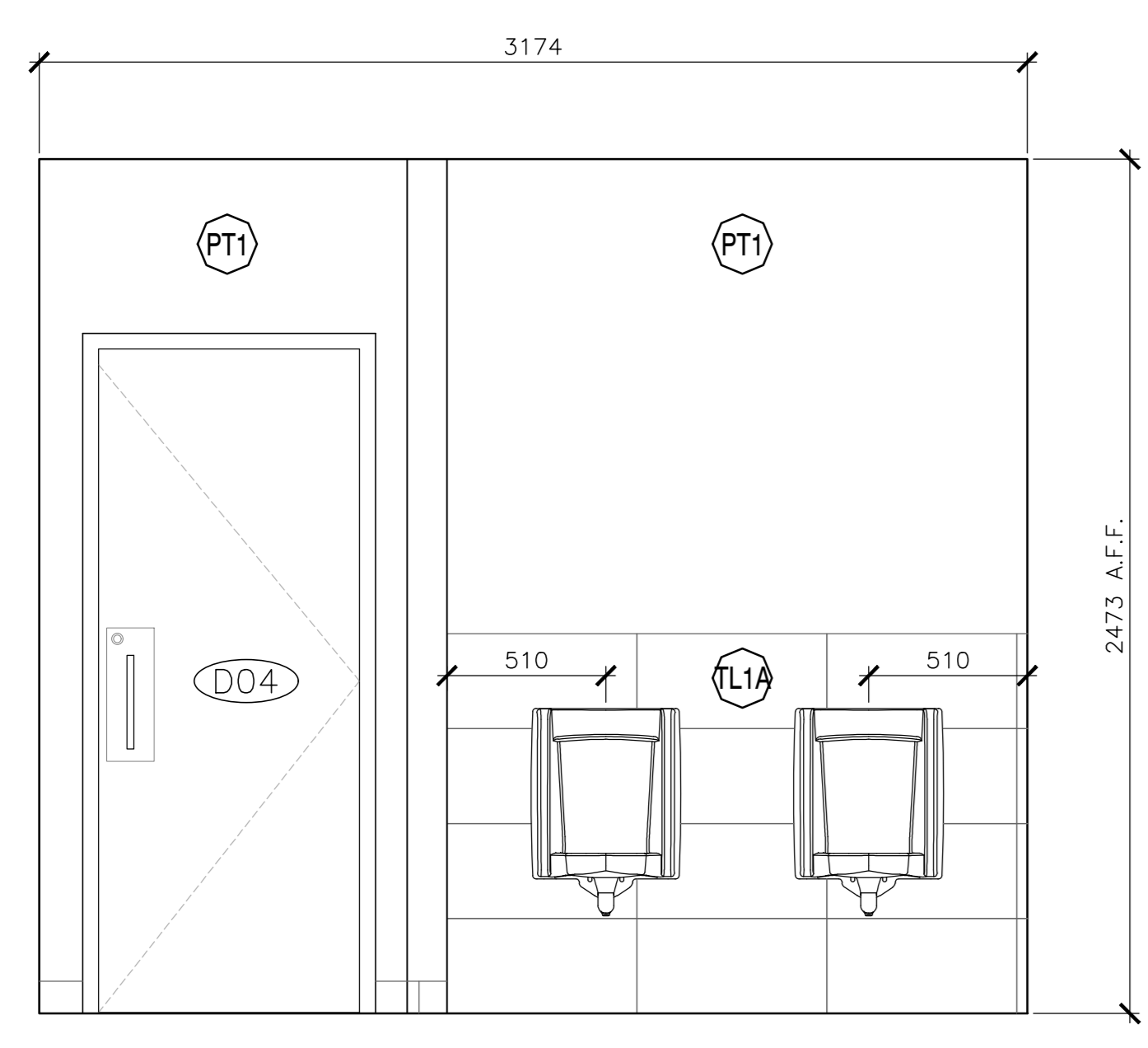
MILLWORK SCHEDULE (SEE A-600'S FOR MILLWORK DRAWINGS)	
SYMBOL	DESCRIPTION
MW1	WASHROOM VANITY: VANITY COUNTERTOP: SOLID COLOUR CORE, DUPONT CORIAN, DEEP TITANIUM VANITY CABINET: HIGH PRESSURE LAMINATE, WHITE (EXACT FINISH TBD)



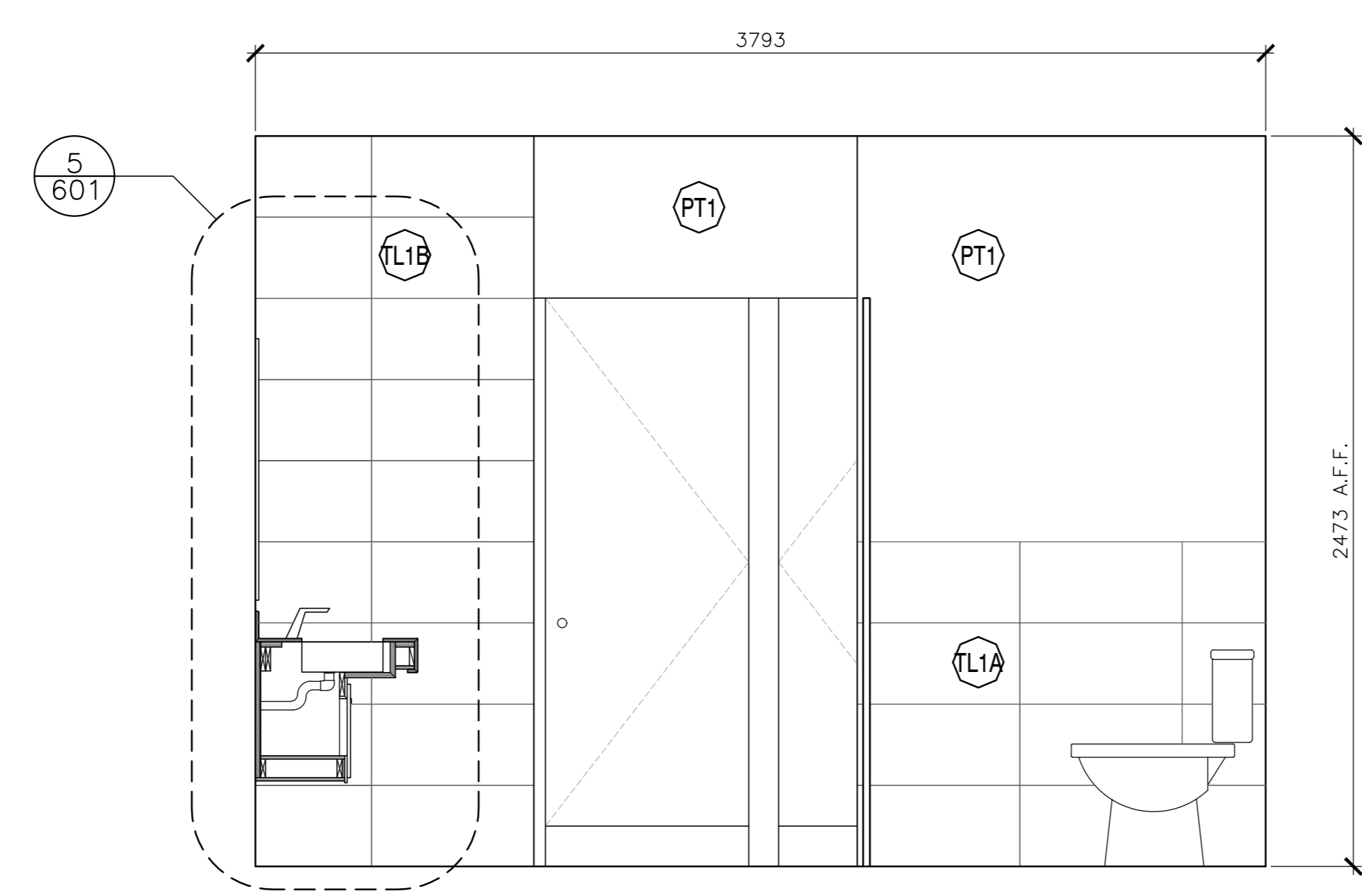
2 MALE WASHROOM — ELEVATION  
SCALE: 1:20  
0mm 500mm 1000mm 1500mm 2000mm 2500mm



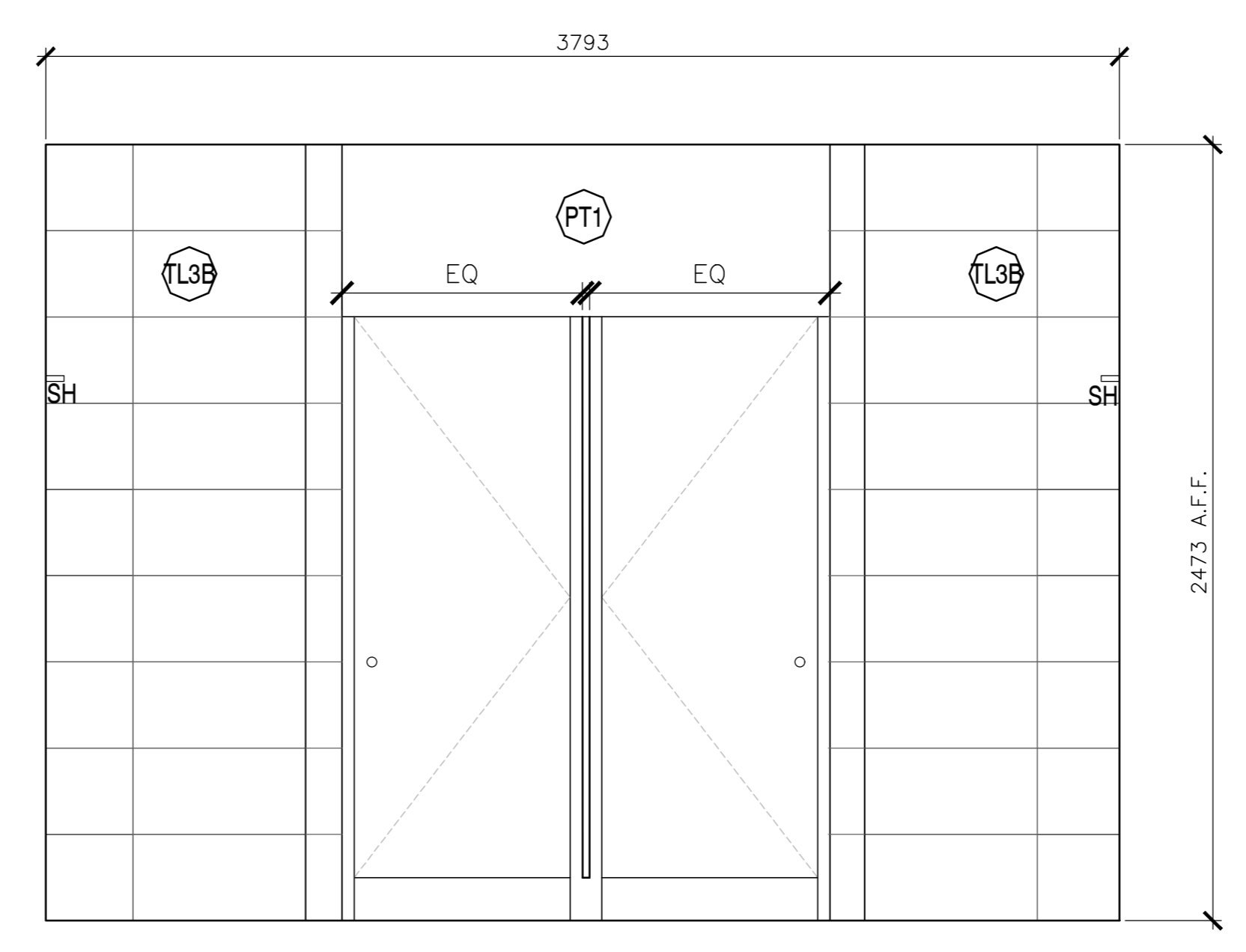
3 MALE WASHROOM — ELEVATION  
SCALE: 1:20  
0mm 500mm 1000mm 1500mm 2000mm 2500mm



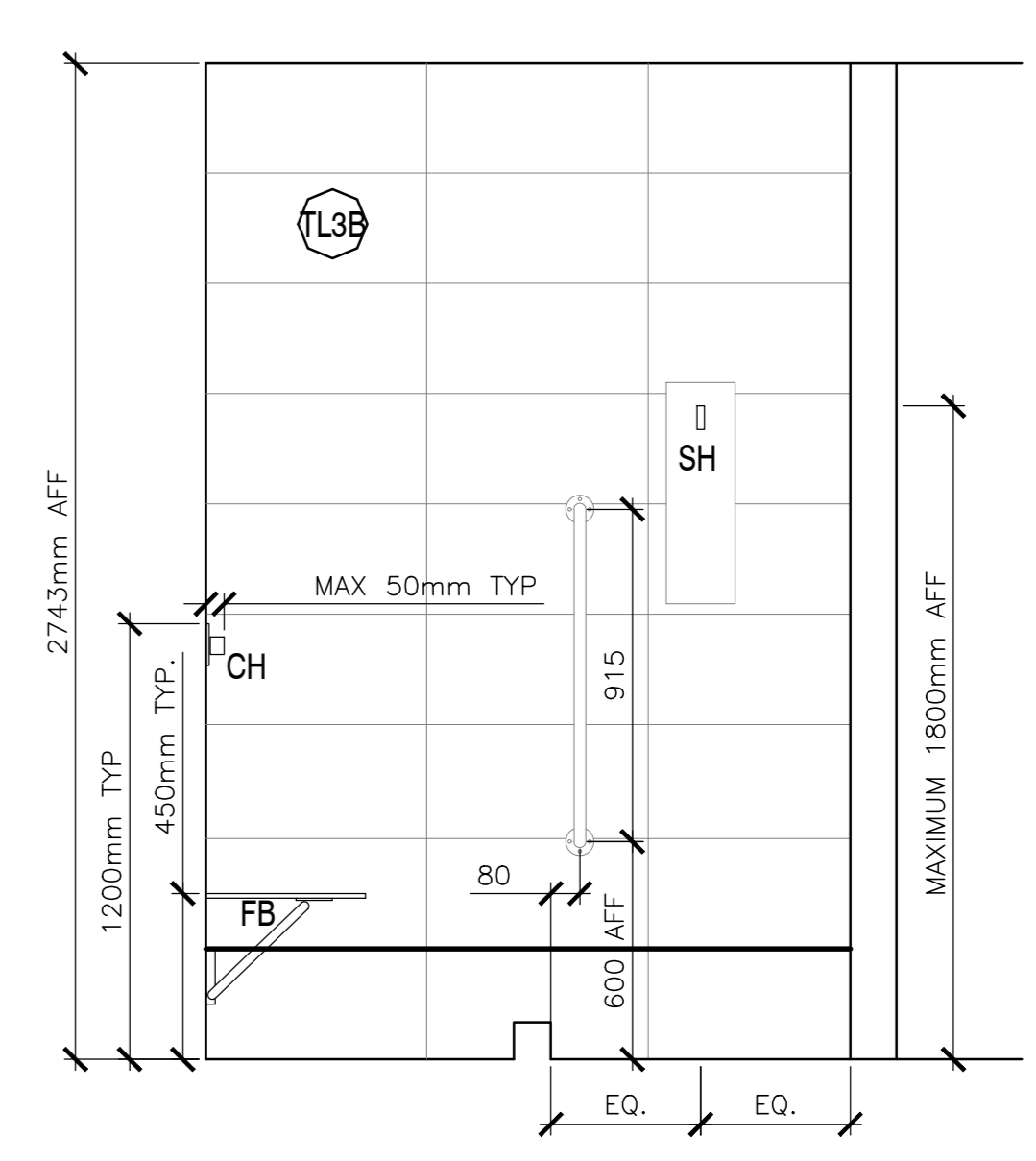
4 MALE WASHROOM — ELEVATION  
SCALE: 1:20  
0mm 500mm 1000mm 1500mm 2000mm 2500mm



5 MALE WASHROOM — ELEVATION  
SCALE: 1:20  
0mm 500mm 1000mm 1500mm 2000mm 2500mm



6 MALE WASHROOM — ELEVATION  
SCALE: 1:20  
0mm 500mm 1000mm 1500mm 2000mm 2500mm



7 MALE WASHROOM — SHOWER ELEVATION  
SCALE: 1:20  
0mm 500mm 1000mm 1500mm 2000mm 2500mm



**EKISTICS PLANNING & DESIGN**  
1 STARR LANE, DARTMOUTH  
PH: (902)461-2525 FAX: (902)465-3131



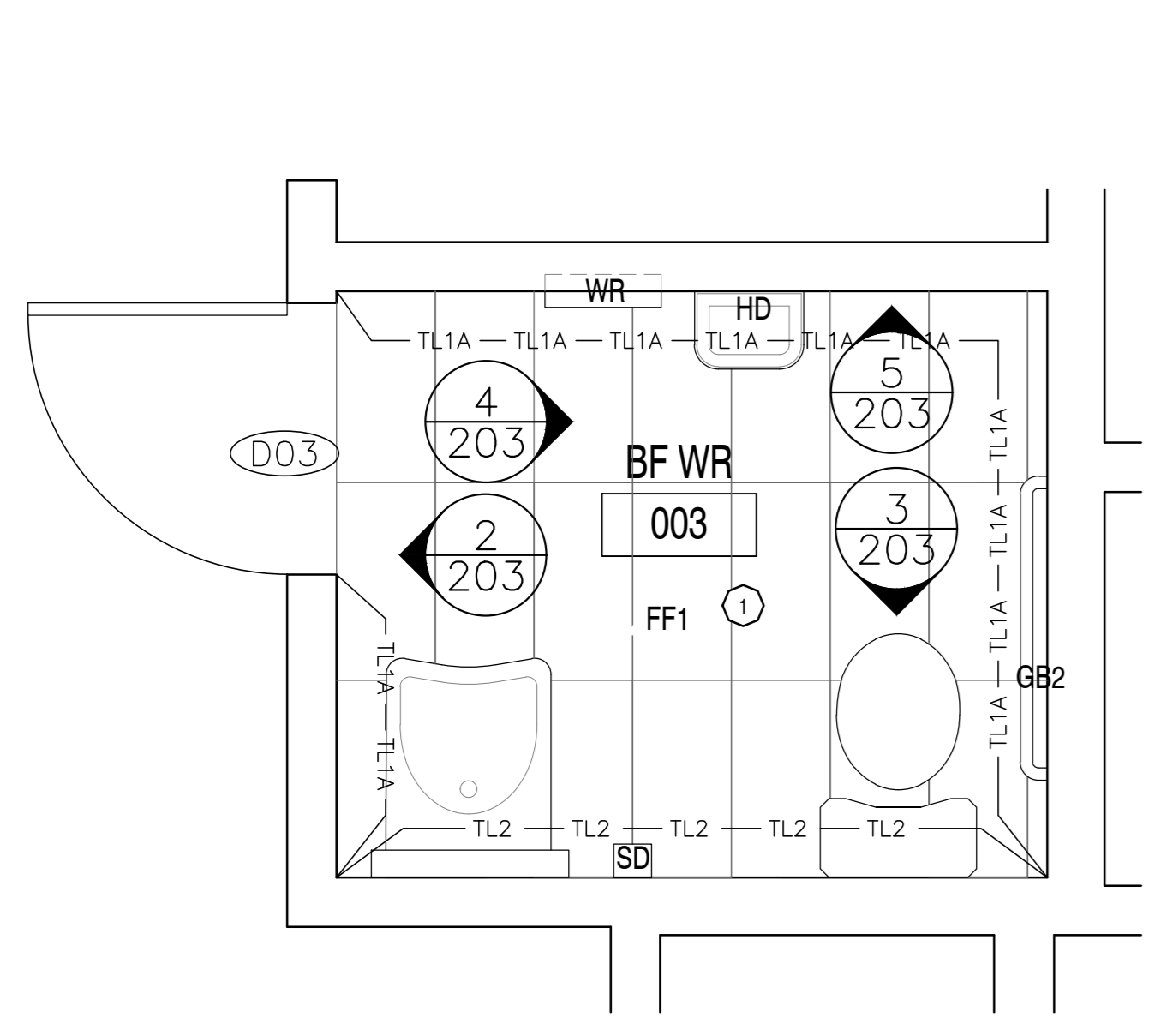
revisions	date
5	ISSUED FOR TENDER 01/31
4	ISSUED FOR BS8 12/21
3	ISSUED FOR BS4 11/15
2	ISSUED FOR BS3 09/25
1	ISSUED FOR BS2 08/09

project  
FACILITY REHABILITATION  
KOUCHIBOUQUAC  
NATIONAL PARK  
KOUCHIBOUQUAC  
NEW BRUNSWICK

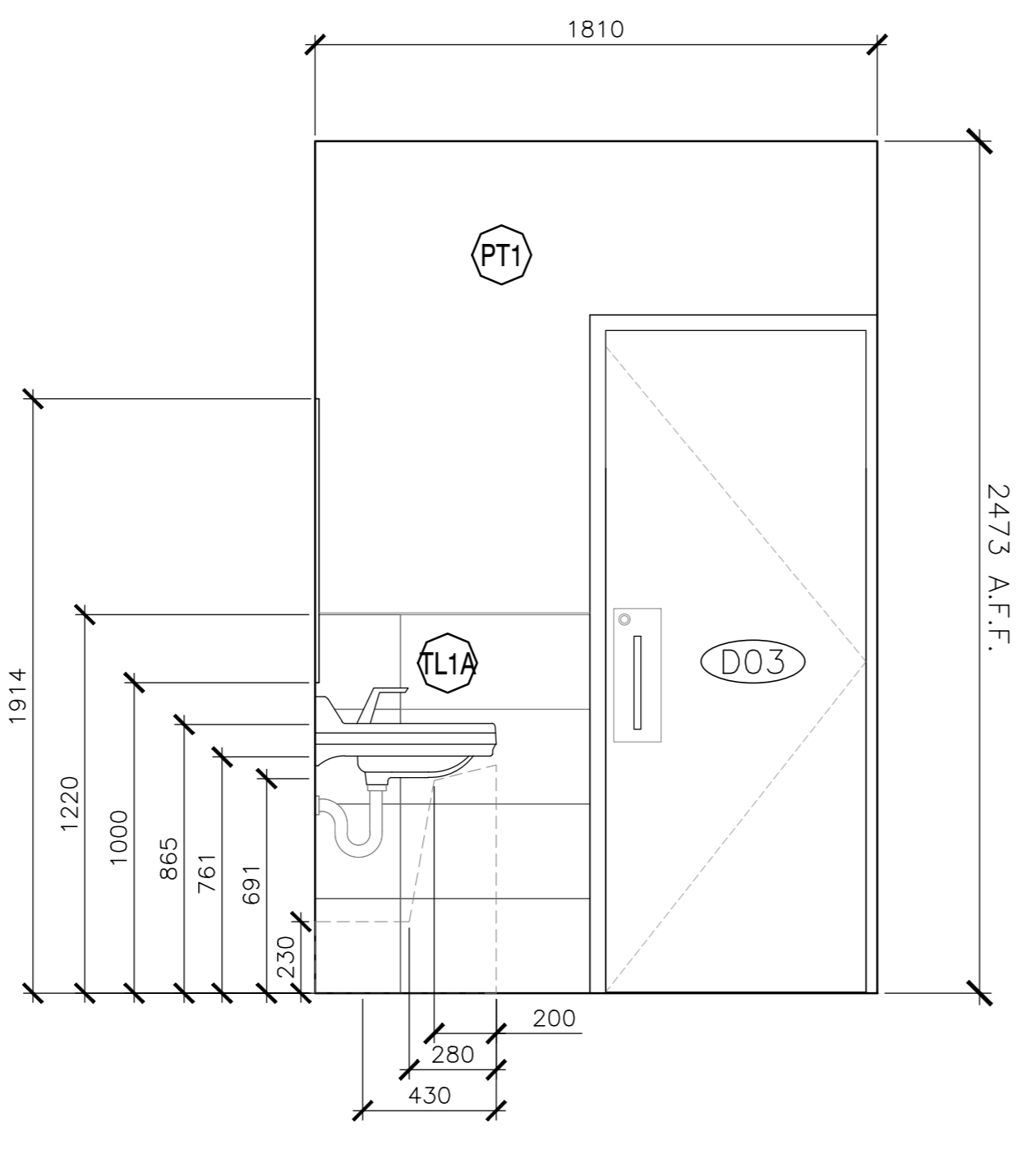
drawing no.  
SERVICE BUILDING 'E'  
MALE WASHROOM

designed	conçu
date	date
drawn	dessiné
date	date
approved	approuvé
date	date
Tender	Submission
Project Manager	Administrateur de projets
project number	no. du projet
1848-954	
drawing no.	no. du dessin
A-202	

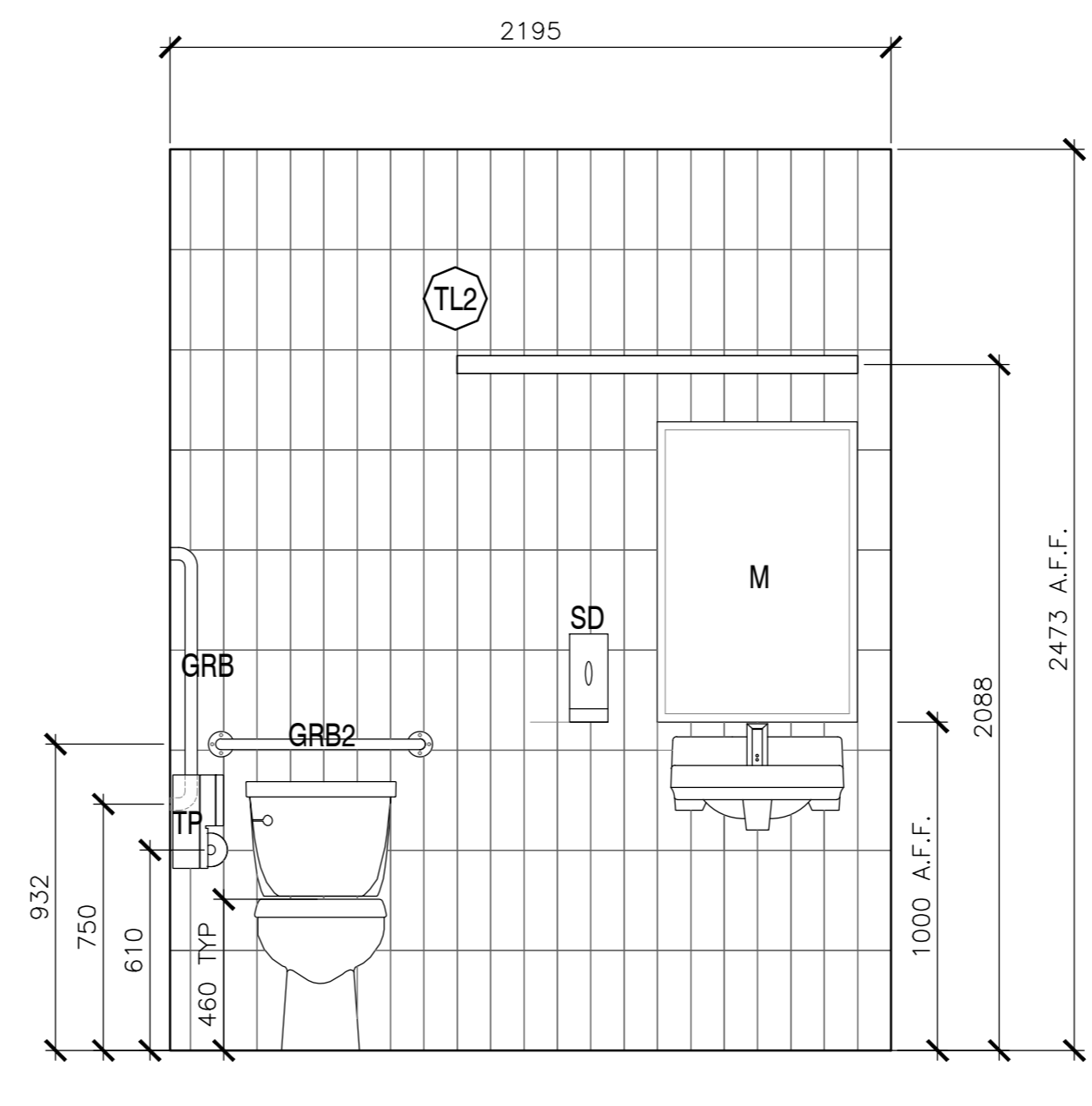




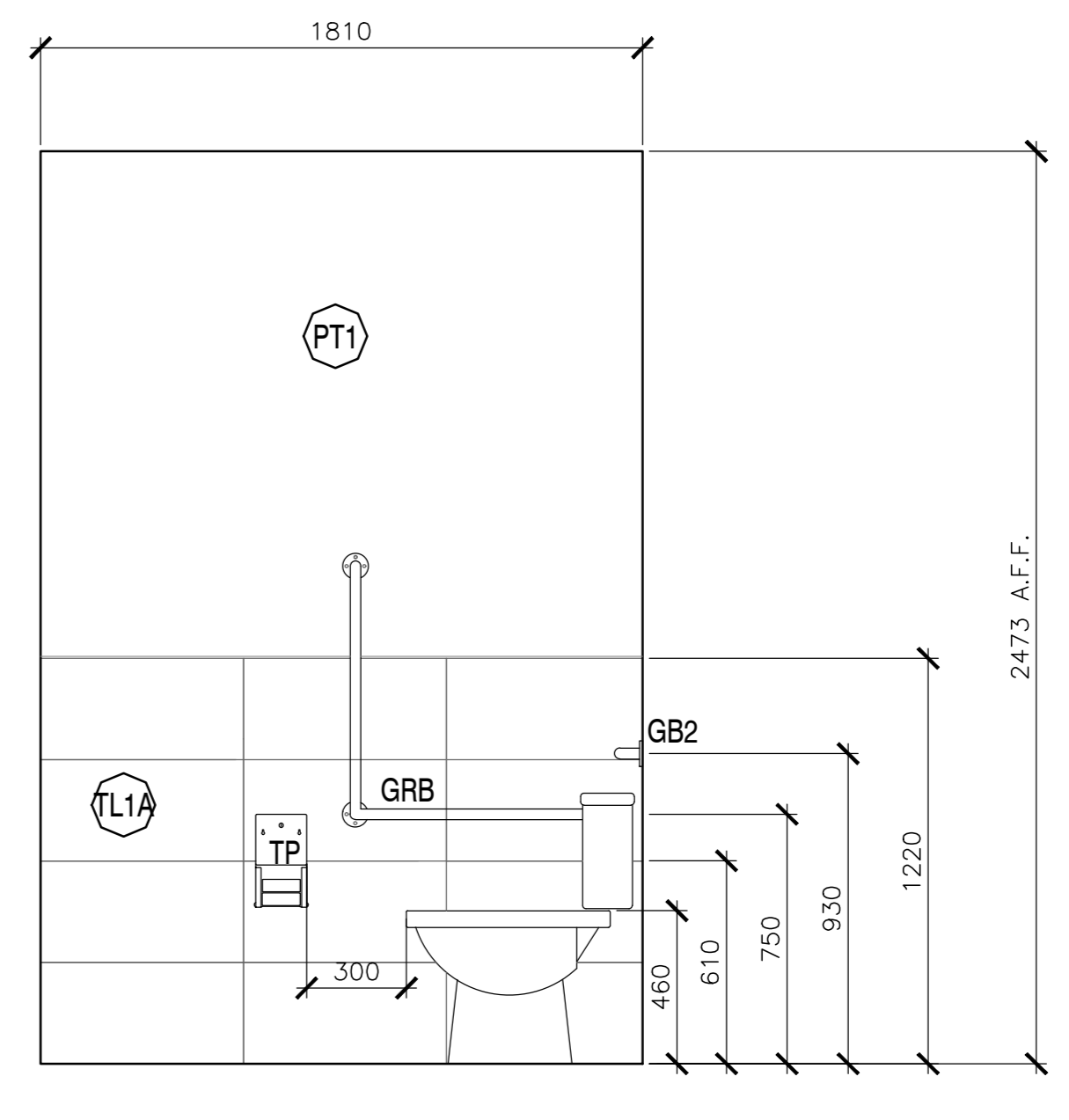
1 203 BARRIER FREE WASHROOM – ENLARGED PLAN  
SCALE: 1:20



2 203 BARRIER FREE WASHROOM – ELEVATION  
SCALE: 1:20

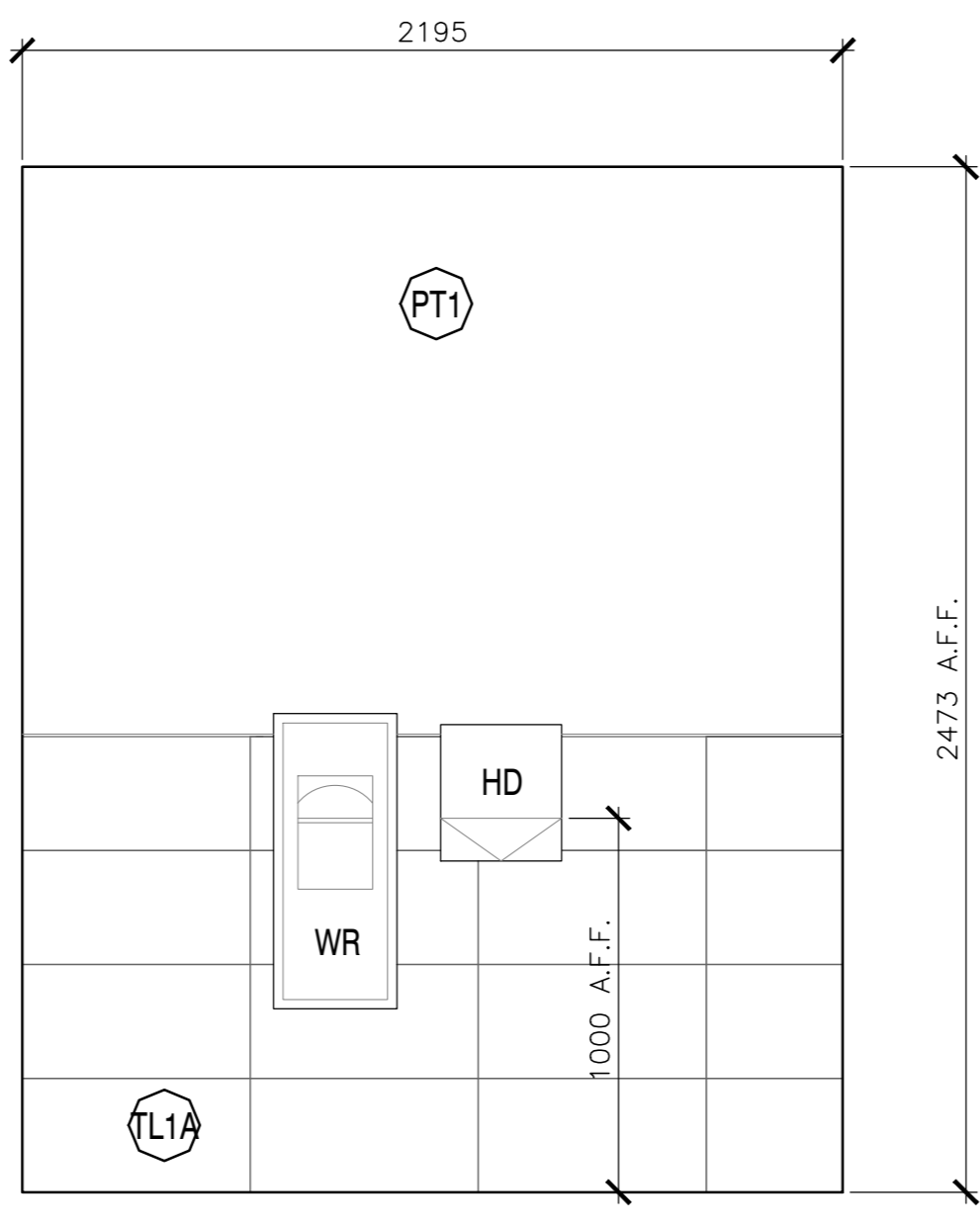


3 203 BARRIER FREE WASHROOM – ELEVATION  
SCALE: 1:20



4 203 BARRIER FREE WASHROOM – ELEVATION  
SCALE: 1:20

NOTES:  
1. ALL NEW FIXTURES AND EQUIPMENT  
2. ALL CEILING HEIGHT DIMENSIONS ARE FOR GENERAL REFERENCE. CONTRACTOR TO CONFIRM FINISHED CEILING HEIGHTS ON SITE.



5 203 BARRIER FREE WASHROOM – ELEVATION  
SCALE: 1:20

FIXTURES AND FINISHES GENERAL NOTES		FLOOR FINISH TILE		WALL TILE FINISH		WASHROOM ACCESSORY LEGEND	
SYMBOL	DESCRIPTION	SYMBOL	DESCRIPTION	SYMBOL	DESCRIPTION	SYMBOL	DESCRIPTION
1. ALL INTERIOR WALL FINISHES TO BE PT1 U.N.O. 2. ALL TOILET AND SHOWER PARTITIONS TO BE HIGH PRESSURE LAMINATE SOLID CORE COLOUR, FLOOR MOUNTED. REFER TO SPECIFICATIONS. 3. ALL BARRIER FREE TOILETS TO BE MOUNTED 460mm FROM WALL TO CENTERLINE OF FIXTURE. ALL OTHER TOILETS TO BE CENTERED ON STALL. 4. ALL TILE TRANSITIONS TO HAVE STAINLESS STEEL STRIP – REFER TO SPECIFICATIONS. 5. NO TILE TO RUN BEHIND MILLWORK. MILLWORK TO BE MOUNTED DIRECTLY TO DRYWALL. PROVIDE BLOCKING AS REQUIRED. 6. ALL PT1 WALLS WITHOUT TILE TO RECEIVE 4" TL1 TILE BASE. 7. ALL ACCESSORIES AND FIXTURES TO BE MOUNTED AT BARRIER FREE HEIGHTS U.N.O. 8. REFER TO MECHANICAL DRAWINGS FOR ALL PLUMBING FIXTURES.		FF1 WALL TILE/FLOOR TILE MANUFACTURER: CIOT COLLECTION: CONCRETE PROJECT COLOUR: 'N' SIZE: 30cm X 60cm INSTALLATION: HORIZONTAL STACK BOND GROUT: FLEXITILE, CHARCOAL *685 585, 3mm UNSANDED.	TL1A WALL TILE/FLOOR TILE MANUFACTURER: CIOT COLLECTION: CONCRETE PROJECT COLOUR: 'N' SIZE: 30cm X 60cm INSTALLATION: HORIZONTAL STACK BOND TO 1220mm A.F.F. GROUT: FLEXITILE, CHARCOAL *685 585, 3mm UNSANDED.	TL2 WALL TILE MANUFACTURER: CERA GRES COLLECTION: SENIO LACCATI COLOUR: MELÀ CHIARO SIZE: 9.85cmX30cm INSTALLATION: VERTICAL STACK BOND- FINISHED FLOOR TO CEILING GROUT: FLEXITILE, IVORY *682 582, 3mm UNSANDED	M MIRROR – CENTER ON SINK WR WASTE RECEPTICAL / AS SHOWN SD SOAP DISPENSER – REFER TO SPECIFICATION TP TOILET PAPER DISPENSER CH CLOTHS HOOK GB1 STAINLESS STEEL GRAB BAR 610mm, CENTERED ON TOILET GB2 STAINLESS STEEL GRAB BAR 915mm FB FOLDING BENCH HD HAND DRYER SNR FEMININE NAPKIN DISPOSAL BIN SH SHOWER FIXTURE LF LIGHT FIXTURE	MILLWORK SCHEDULE (SEE A-600'S FOR MILLWORK DRAWINGS) SYMBOL DESCRIPTION WASHROOM VANITY: VANITY COUNTERTOP: SOLID COLOUR CORE, DUPONT CORIAN, DEEP TITANIUM VANITY CABINET: HIGH PRESSURE LAMINATE, WHITE (EXACT FINISH TBD)	
FIXTURES AND FINISHES KEY NOTES SYMBOL DESCRIPTION 1 THIS TOILET STALL CONTAINS ALL BARRIER FREE FIXTURES. REFER TO SPECIFICATIONS. 2 THIS SHOWER STALL CONTAINS ALL BARRIER FREE FIXTURES. REFER TO SPECIFICATIONS.		FF2 FLOOR TILE MANUFACTURER: OLYMPIA COLLECTION: UNICOLOUR MOSAIC COLOUR: EXTRA WHITE MATTE SIZE: 27.7cm X 29.2cm INSTALLATION: HORIZONTAL STACK BOND GROUT: FLEXITILE, SNOWWHITE *651 551, 3mm UNSANDED	TL1B WALL TILE/FLOOR TILE MANUFACTURER:CIOT COLLECTION: CONCRETE PROJECT COLOUR: 'N' SIZE: 30cm X 60cm INSTALLATION: HORIZONTAL STACK BOND TO 1220mm GROUT: FLEXITILE, SNOWWHITE *651 551, 3mm UNSANDED	TL3 WALL TILE MANUFACTURER: OLYMPIA TILE COLOUR: EXTRA WHITE FINISH: MATTE SIZE: 30cm X 60cm INSTALLATION: HORIZONTAL STACK BOND FINISH FLOOR TO CEILING GROUT: FLEXITILE, SNOWWHITE *651 551, 3mm UNSANDED			
SCHEDULE TAG NOTES: 1. WALL TAGS [W] INDICATE ENTIRETY OF WALL TO BE RE-CLAD UNLESS NOTED OTHERWISE. SEE DRAWING A-301 FOR TYPICAL RE-CLADDING DETAILS 2. PAINT TAG [PT] INDICATES ALL ROOM WALLS AND CEILING TO BE PAINTED UNLESS NOTED OTHERWISE. 3. WALL TILE TAG [TL] INDICATES WALLS TO BE TILED. SEE DETAILED PLANS AND INTERIOR ELEVATIONS FOR EXACT PLACEMENT AND HEIGHTS 4. FLOOR FINISH TAG [FF] INDICATES FLOOR FINISH. FOR DETAILS AND ORIENTATION OF FLOOR PATTERN, REFER TO DETAILED PLAN DRAWINGS		PAINT FINISH SCHEDULE SYMBOL DESCRIPTION PT1 FIELD PAINT MANUFACTURER: BENJAMIN MOORE COLOUR: CC-30 OXFORD WHITE FINISH: EGGSHELL					



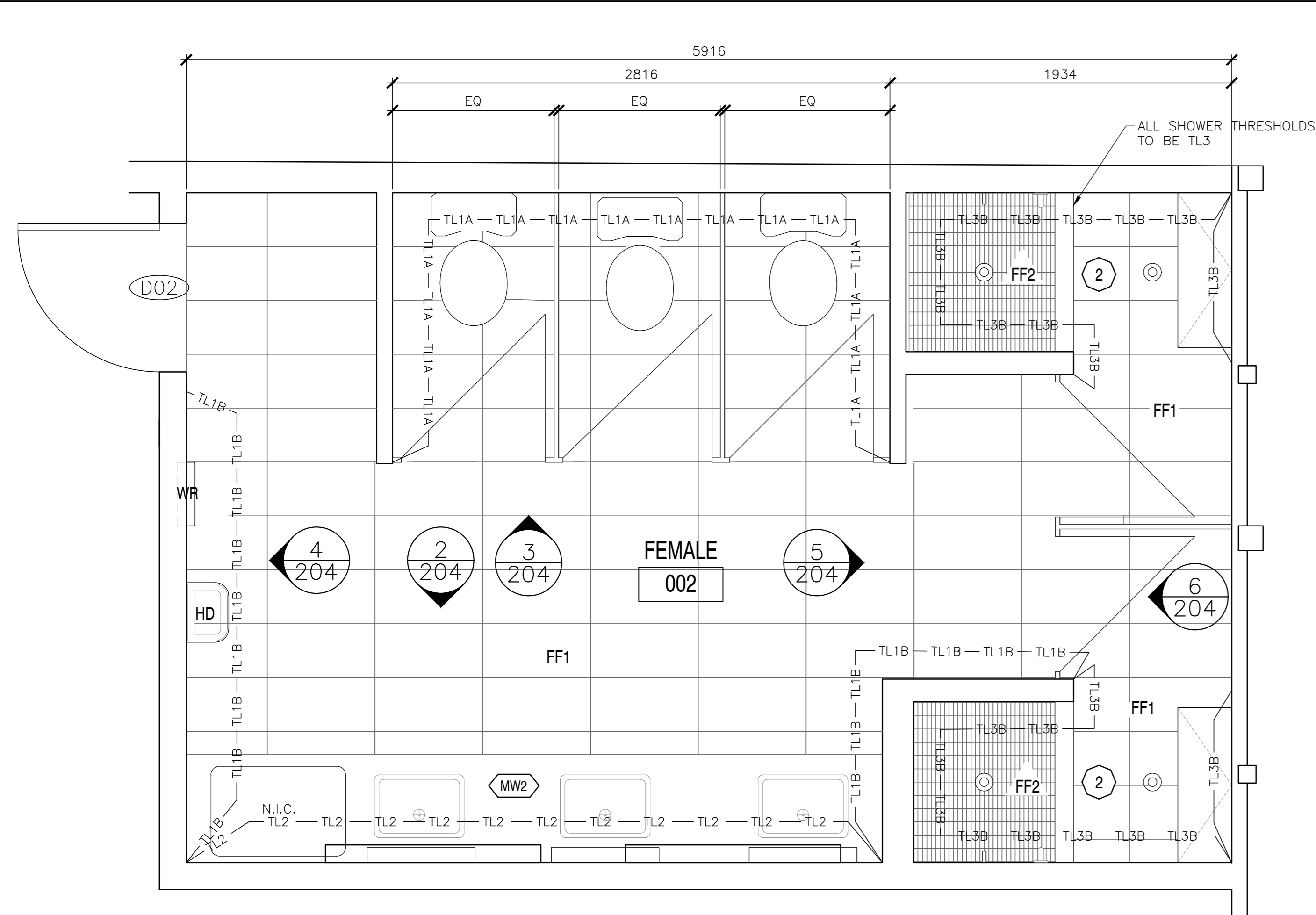
revisions	date
5	01/31
4	12/21
3	11/15
2	09/25
1	08/09

project  
FACILITY REHABILITATION  
KOUCHIBOUQUAC  
NATIONAL PARK  
KOUCHIBOUQUAC  
NEW BRUNSWICK

drawing no. A-203

designed	conçu
date	
drawn	dessiné
date	
approved	approuvé
date	
Tender	Submission
PWOSC Project Manager	Administrateur de projets TPSCC
project number	no. du projet
1848-954	
drawing no.	no. du dessin
A-203	





FIXTURES AND FINISHES GENERAL NOTES	
1.	ALL INTERIOR WALL FINISHES TO BE PT1 U.N.O.
2.	ALL TOILET AND SHOWER PARTITIONS TO BE HIGH PRESSURE LAMINATE SOLID CORE COLOUR, FLOOR MOUNTED. REFER TO SPECIFICATIONS.
3.	ALL BARRIER FREE TOILETS TO BE MOUNTED 460mm FROM WALL TO CENTERLINE OF FIXTURE. ALL OTHER TOILETS TO BE CENTERED ON STALL.
4.	ALL TILE TRANSITIONS TO HAVE STAINLESS STEEL STRIP - REFER TO SPECIFICATIONS.
5.	NO TILE TO RUN BEHIND MILLWORK. MILLWORK TO BE MOUNTED DIRECTLY TO DRYWALL. PROVIDE BLOCKING AS REQUIRED.
6.	ALL PT1 WALLS WITHOUT TILE TO RECEIVE 4" TL1 TILE BASE.
7.	ALL ACCESSORIES AND FIXTURES TO BE MOUNTED AT BARRIER FREE HEIGHTS U.N.O.
8.	REFER TO MECHANICAL DRAWINGS FOR ALL PLUMBING FIXTURES.

FIXTURES AND FINISHES KEY NOTES	
①	THIS TOILET STALL CONTAINS ALL BARRIER FREE FIXTURES. REFER TO SPECIFICATIONS.
②	THIS SHOWER STALL CONTAINS ALL BARRIER FREE FIXTURES. REFER TO SPECIFICATIONS.

SCHEDULE TAG NOTES:	
1.	WALL TAGS (WT) INDICATE ENTIRETY OF WALL TO BE RE-CLAD UNLESS NOTED OTHERWISE. SEE DRAWING A-301 FOR TYPICAL RE-CLADDING DETAILS.
2.	PAINT TAG (PT) INDICATES ALL ROOM WALLS AND CEILING TO BE PAINTED UNLESS NOTED OTHERWISE.
3.	WALL TILE TAG (TL) INDICATES WALLS TO BE TILED. SEE DETAILED PLANS AND INTERIOR ELEVATIONS FOR EXACT PLACEMENT AND HEIGHTS.
4.	FLOOR FINISH TAG (FF) INDICATES FLOOR FINISH. FOR DETAILS AND ORIENTATION OF FLOOR PATTERN, REFER TO DETAILED PLAN DRAWINGS.

FLOOR FINISH TILE	
FF1	WALL TILE/FLOOR TILE MANUFACTURER: CIOT COLLECTION: CONCRETE PROJECT COLOUR: 'N' SIZE: 30cm X 60cm INSTALLATION: HORIZONTAL STACK BOND GROUT: FLEXITILE, CHARCOAL *685 585, 3mm UNSANDED.
FF2	FLOOR TILE MANUFACTURER: OLYMPIA COLLECTION: UNICOLOUR MOSAIC COLOUR: EXTRA WHITE MATTE SIZE: 27.7cm X 29.2cm INSTALLATION: HORIZONTAL STACK BOND GROUT: FLEXITILE, SNOWWHITE *651 551, 3mm UNSANDED.

PAINT FINISH SCHEDULE	
PT1	FIELD PAINT MANUFACTURER: BENJAMIN MOORE COLOUR: CC-30 OXFORD WHITE FINISH: EGGSHELL

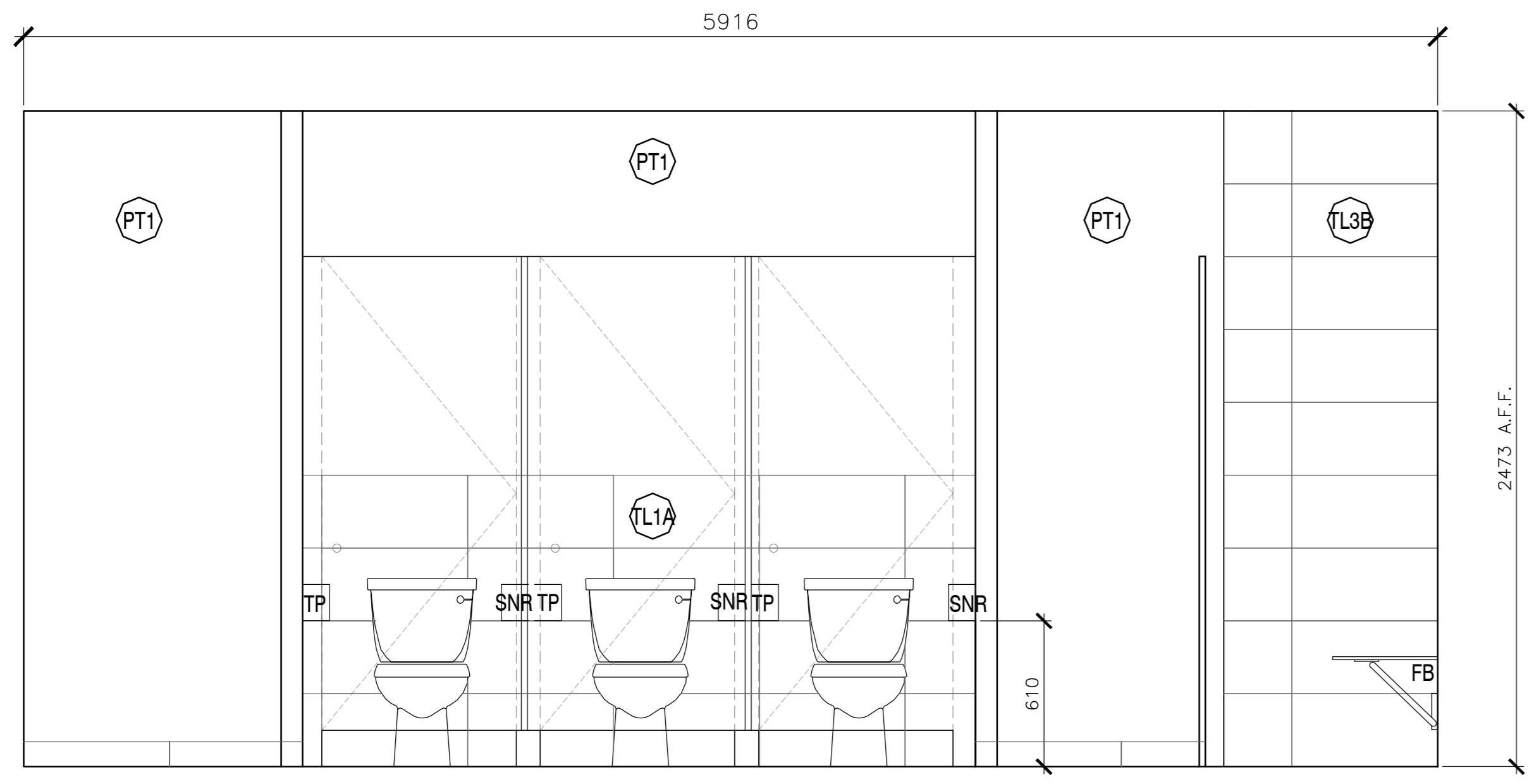
WALL TILE FINISH	
TL1A	WALL TILE/FLOOR TILE MANUFACTURER: CIOT COLLECTION: CONCRETE PROJECT COLOUR: 'N' SIZE: 30cm X 60cm INSTALLATION: HORIZONTAL STACK BOND TO 1220mm A.F.F. GROUT: FLEXITILE, CHARCOAL *685 585, 3mm UNSANDED.
TL1B	WALL TILE/FLOOR TILE MANUFACTURER: CIOT COLLECTION: CONCRETE PROJECT COLOUR: 'N' SIZE: 30cm X 60cm INSTALLATION: HORIZONTAL STACK BOND - FINISHED FLOOR TO CEILING GROUT: FLEXITILE, CHARCOAL *685 585, 3mm UNSANDED.
TL2	WALL TILE MANUFACTURER: CERA GRES COLLECTION: SENIO LACCATI COLOUR: MELA CHIARO SIZE: 9.85cmX30cm INSTALLATION: VERTICAL STACK BOND - FINISHED FLOOR TO CEILING GROUT: FLEXITILE, IVORY *682 582, 3mm UNSANDED.
TL3A	WALL TILE MANUFACTURER: OLYMPIA TILE COLOUR: EXTRA WHITE FINISH: MATTE SIZE: 30cm X 60cm INSTALLATION: HORIZONTAL STACK BOND TO 1220mm GROUT: FLEXITILE, SNOWWHITE *651 551, 3mm UNSANDED.
TL3B	WALL TILE MANUFACTURER: OLYMPIA TILE COLOUR: EXTRA WHITE FINISH: MATTE SIZE: 30cm X 60cm INSTALLATION: HORIZONTAL STACK BOND FINISH FLOOR TO CEILING GROUT: FLEXITILE, SNOWWHITE *651 551, 3mm UNSANDED.

WASHROOM ACCESSORY LEGEND	
M	MIRROR - CENTER ON SINK
WR	WASTE RECEPTAL / AS SHOWN
SD	SOAP DISPENSER - REFER TO SPECIFICATION
TP	TOILET PAPER DISPENSER
CH	CLOTHS HOOK
GB1	STAINLESS STEEL GRAB BAR 610mm, CENTERED ON TOILET
GB2	STAINLESS STEEL GRAB BAR 915mm
FB	FOLDING BENCH
HD	HAND DRYER
SNR	FEMININE NAPKIN DISPOSAL BIN
SH	SHOWER FIXTURE
LF	LIGHT FIXTURE

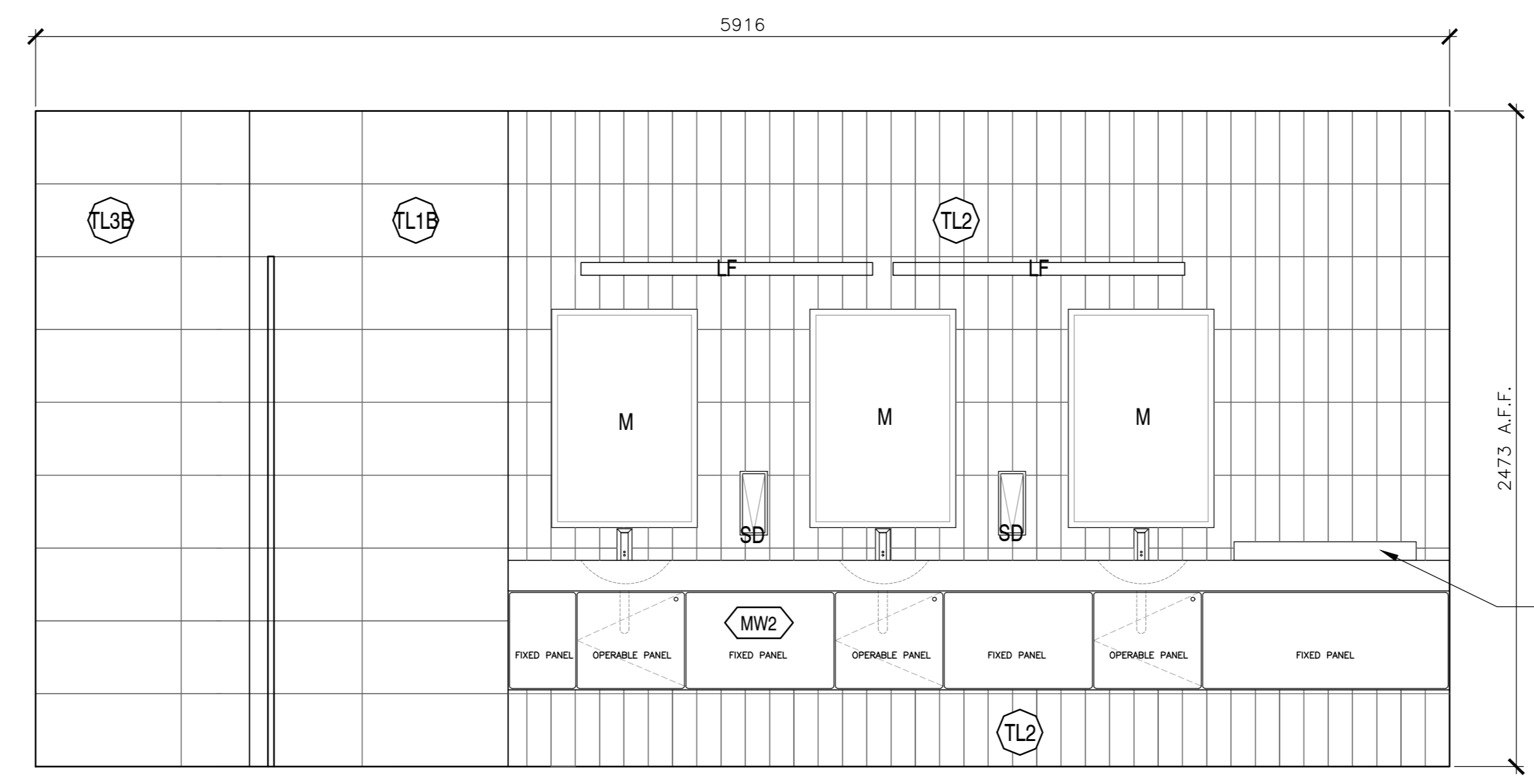
MILLWORK SCHEDULE (SEE A-600'S FOR MILLWORK DRAWINGS)	
MW1	WASHROOM VANITY: VANITY COUNTERTOP: SOLID COLOUR CORE, DUPONT CORIAN, DEEP TITANIUM VANITY CABINET: HIGH PRESSURE LAMINATE, WHITE (EXACT FINISH TBD)

1 FEMALE WASHROOM - ENLARGED PLAN  
SCALE: 1:20

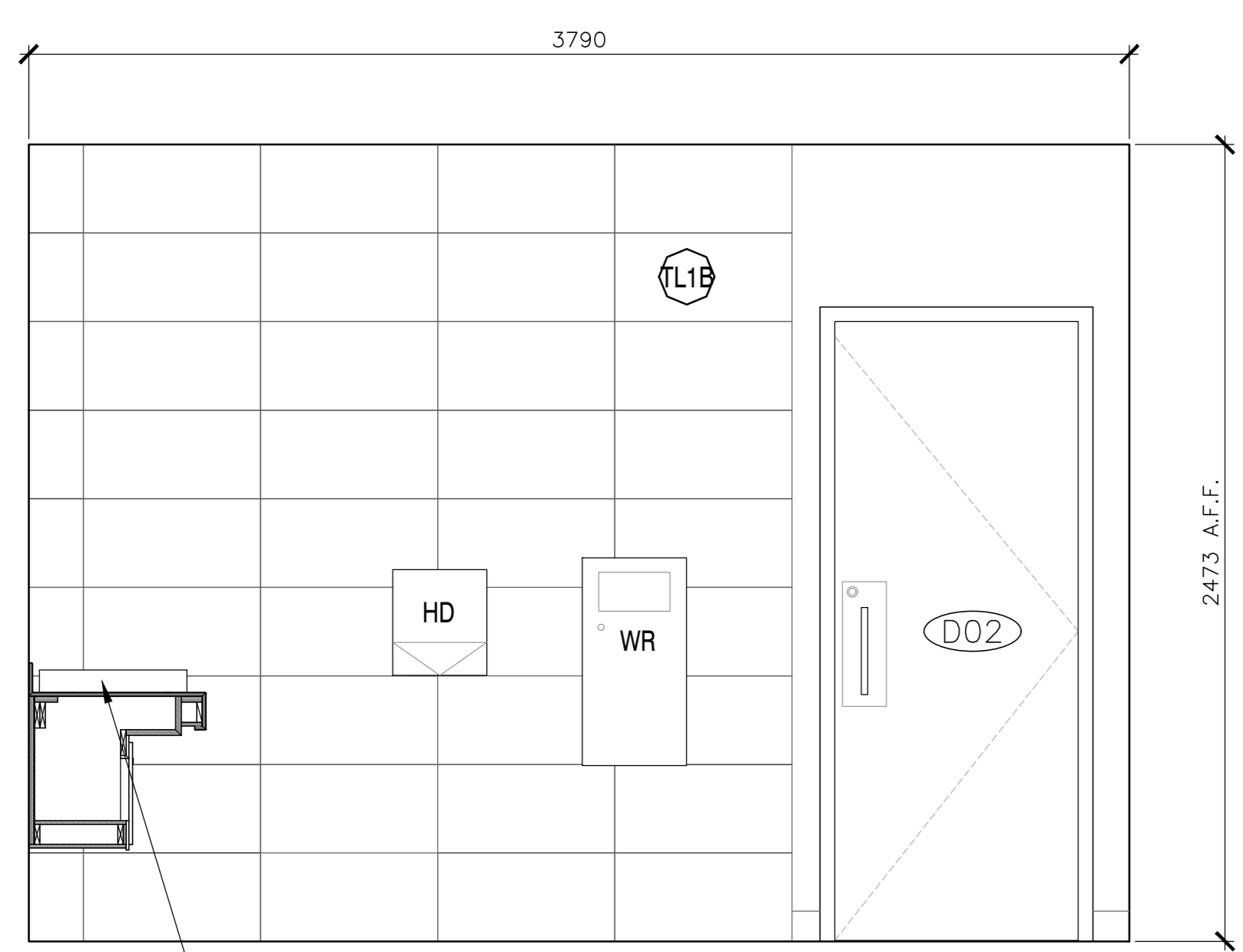
NOTES:  
1. ALL NEW FIXTURES AND EQUIPMENT  
2. ALL CEILING HEIGHT DIMENSIONS ARE FOR GENERAL REFERENCE. CONTRACTOR TO CONFIRM FINISHED CEILING HEIGHTS ON SITE.



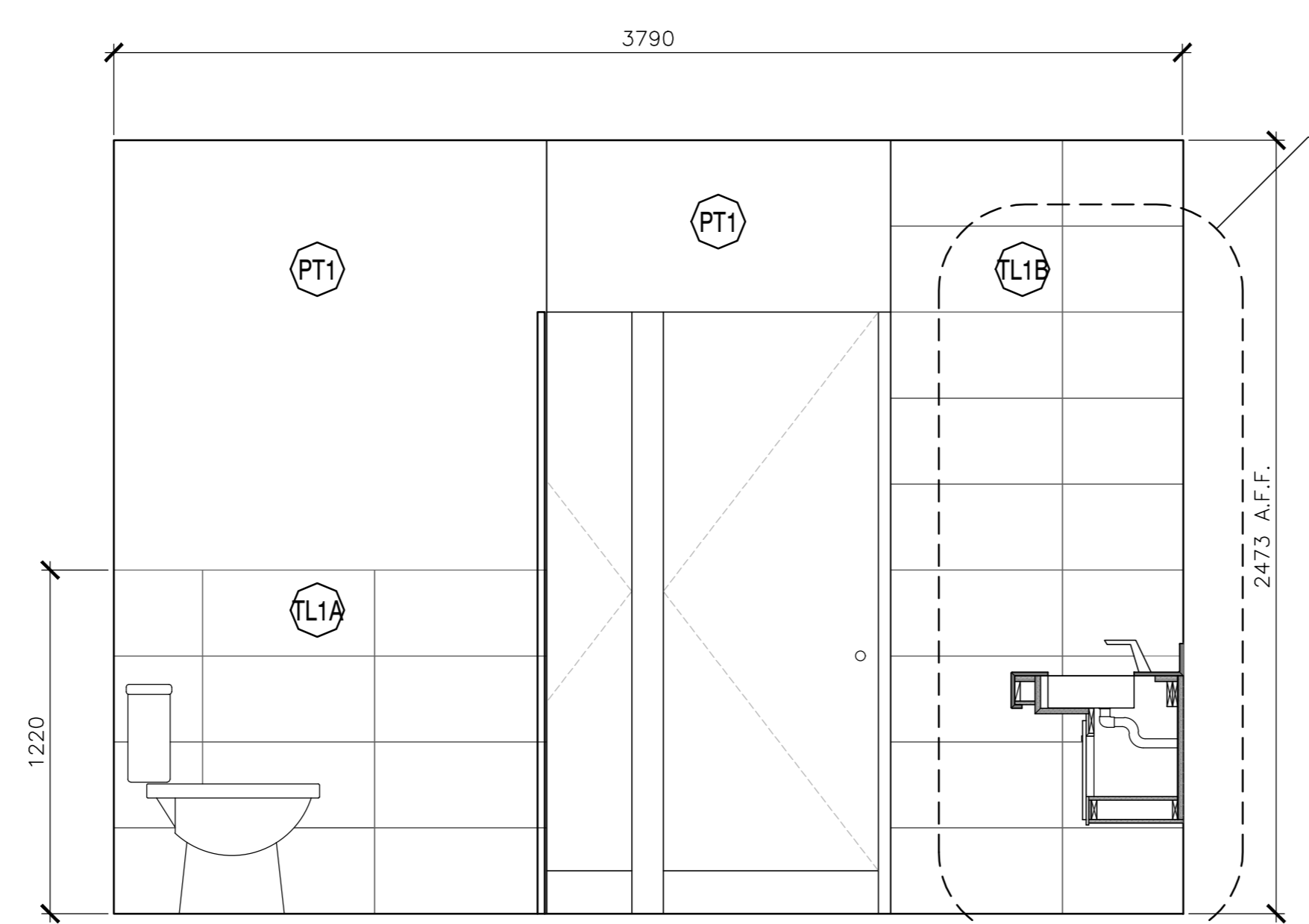
2 FEMALE WASHROOM - ELEVATION  
SCALE: 1:20



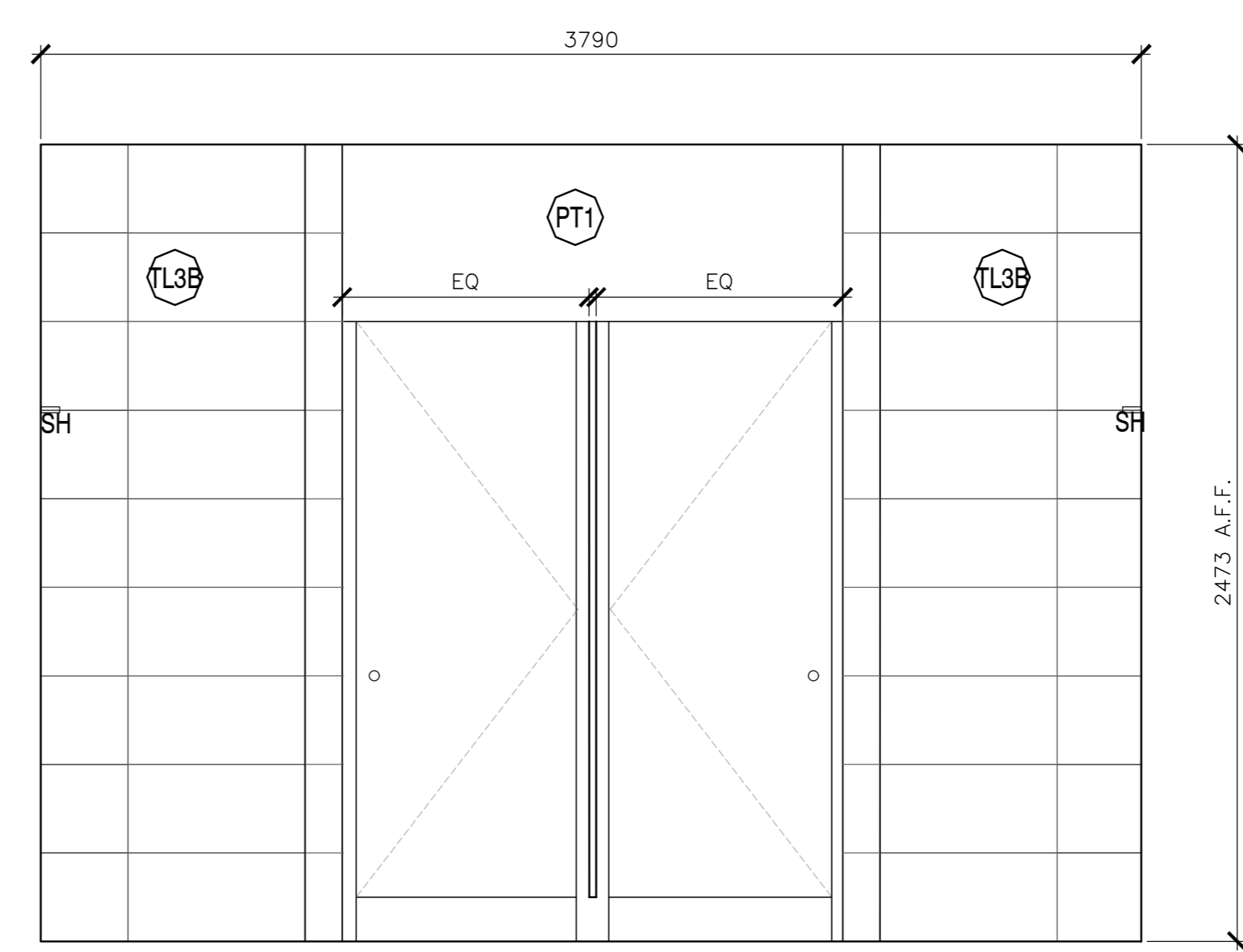
3 FEMALE WASHROOM - ELEVATION  
SCALE: 1:20



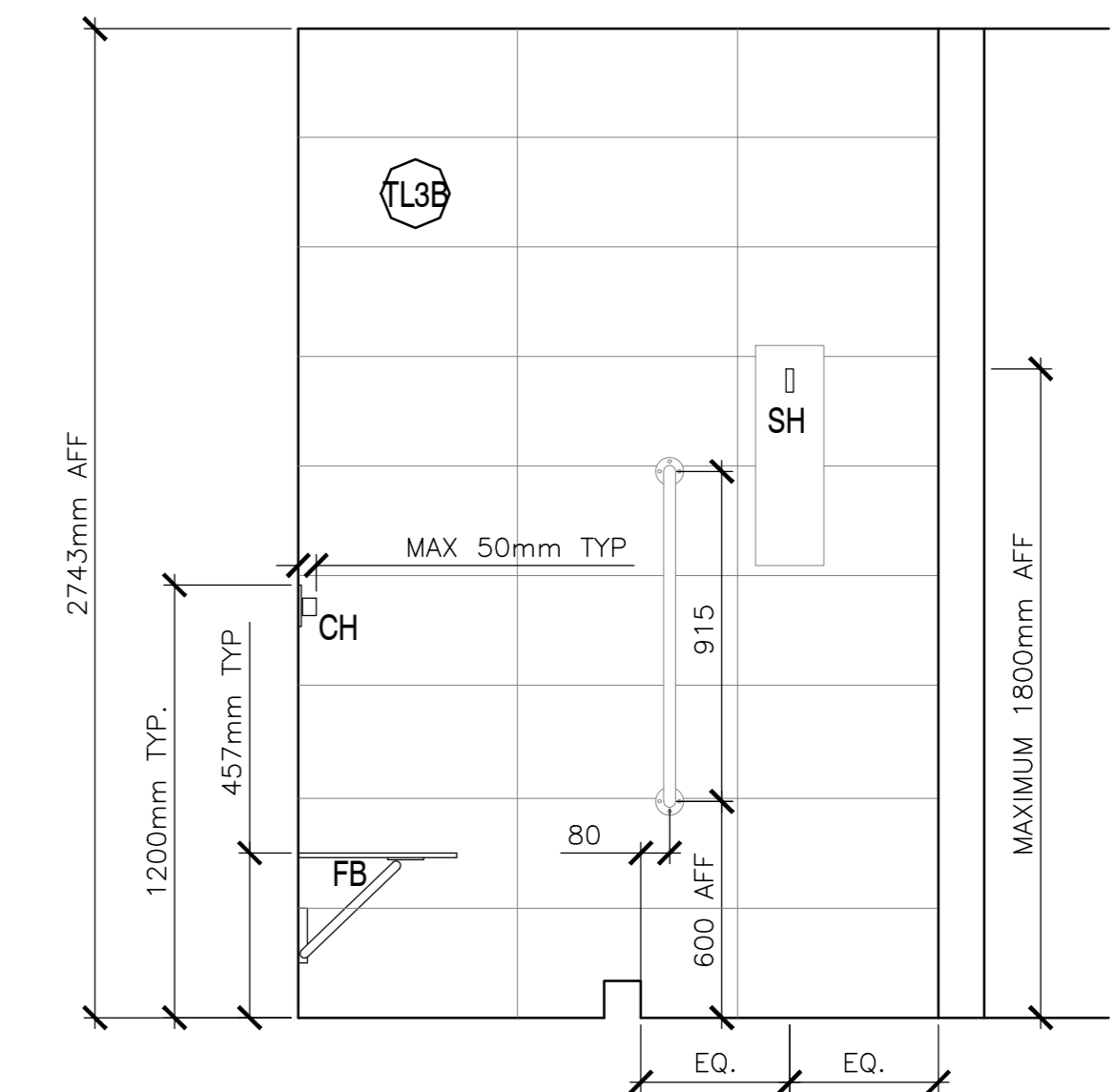
4 FEMALE WASHROOM - ELEVATION  
SCALE: 1:20



5 FEMALE WASHROOM - ELEVATION  
SCALE: 1:20



6 FEMALE WASHROOM - ELEVATION  
SCALE: 1:20



7 FEMALE WASHROOM - SHOWER ELEVATION  
SCALE: 1:20



**EKISTICS PLANNING & DESIGN**  
1 STARR LANE, DARTMOUTH  
PH: (902)461-2525 FAX: (902)465-3131



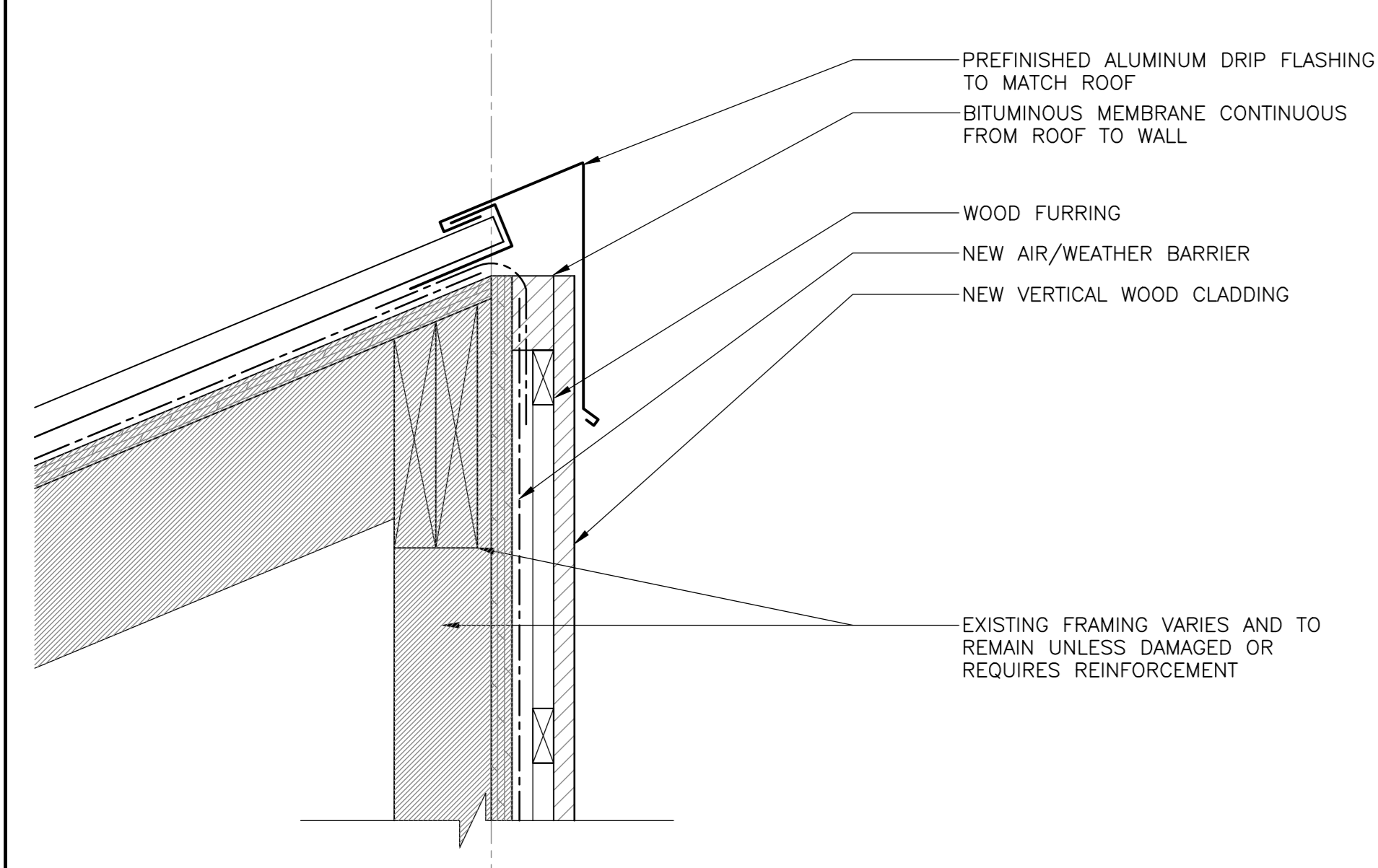
revisions	date	project
5	ISSUED FOR TENDER	01/31
4	ISSUED FOR BS8	12/21
3	ISSUED FOR BS4	11/15
2	ISSUED FOR BS3	09/25
1	ISSUED FOR BS2	08/09

FACILITY REHABILITATION  
KOUCHIBOUQUAC  
NATIONAL PARK  
KOUCHIBOUQUAC  
NEW BRUNSWICK

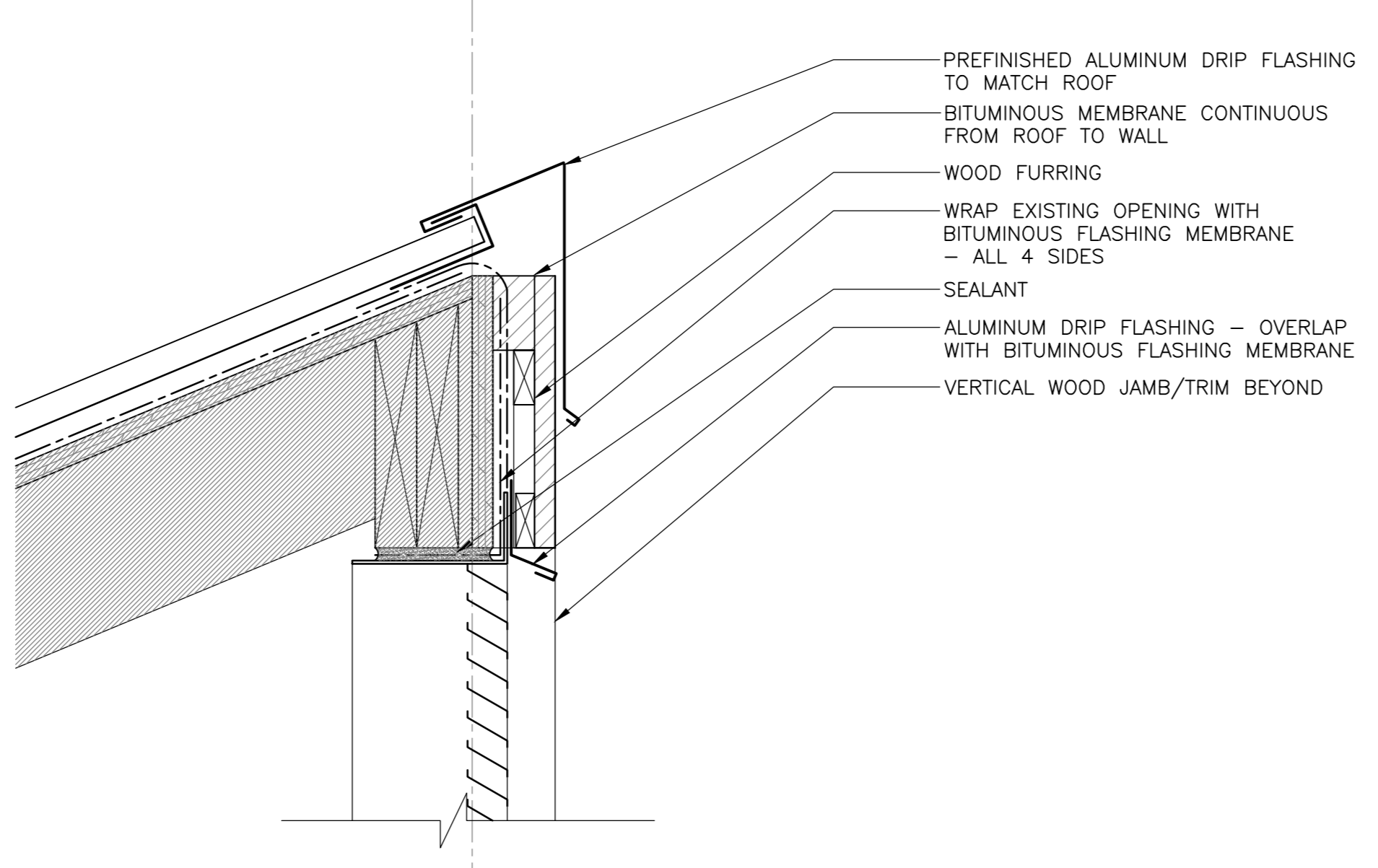
SERVICE BUILDING 'E'  
FEMALE WASHROOM

designer	conçu
date	
drawn	dessiné
date	
approved	approuvé
date	
Tender	Submission
PWGSC Project Manager	Administrateur de projets TPSC
project number	no. du projet
1848-954	
drawing no.	no. du dessin
A-204	

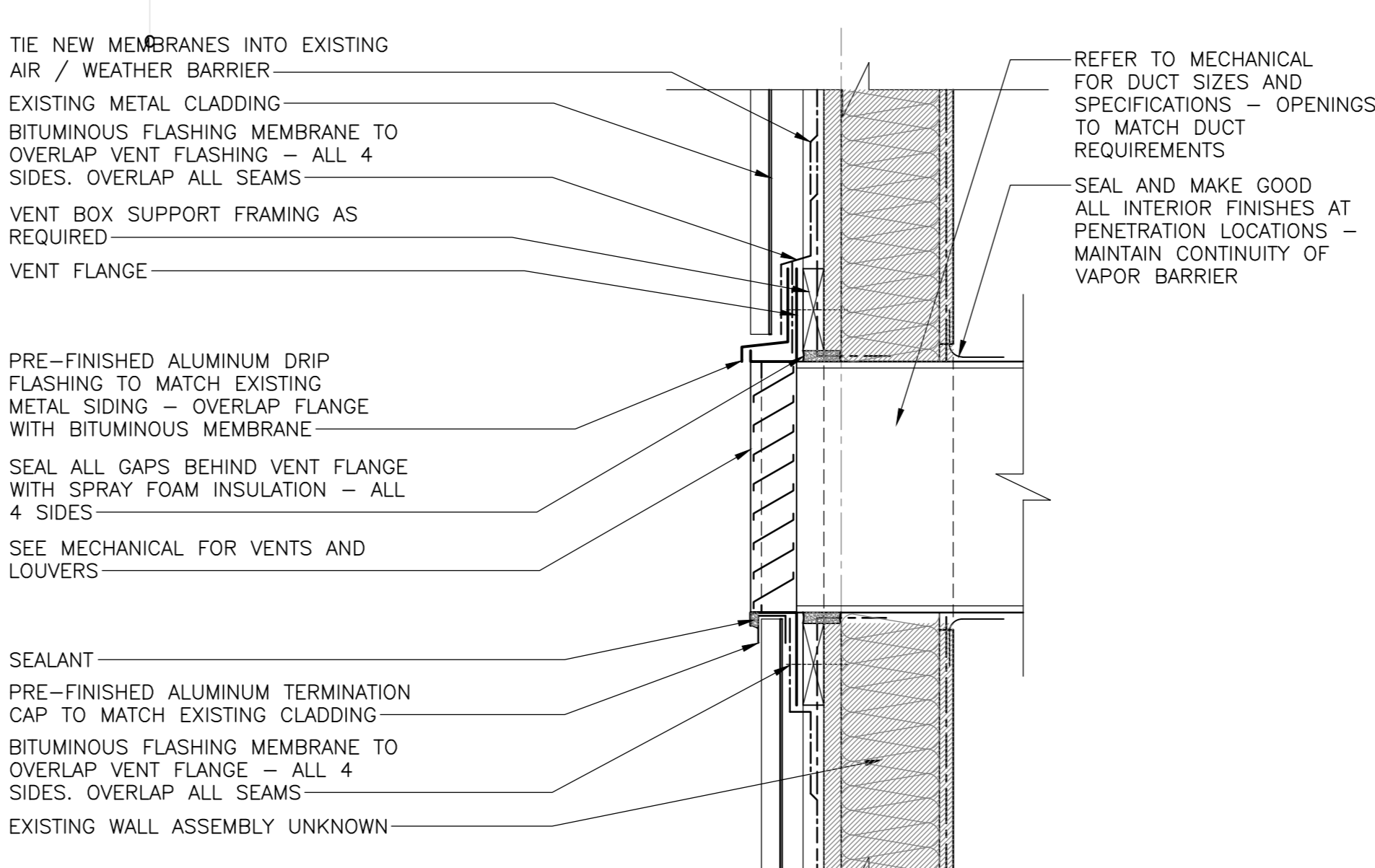




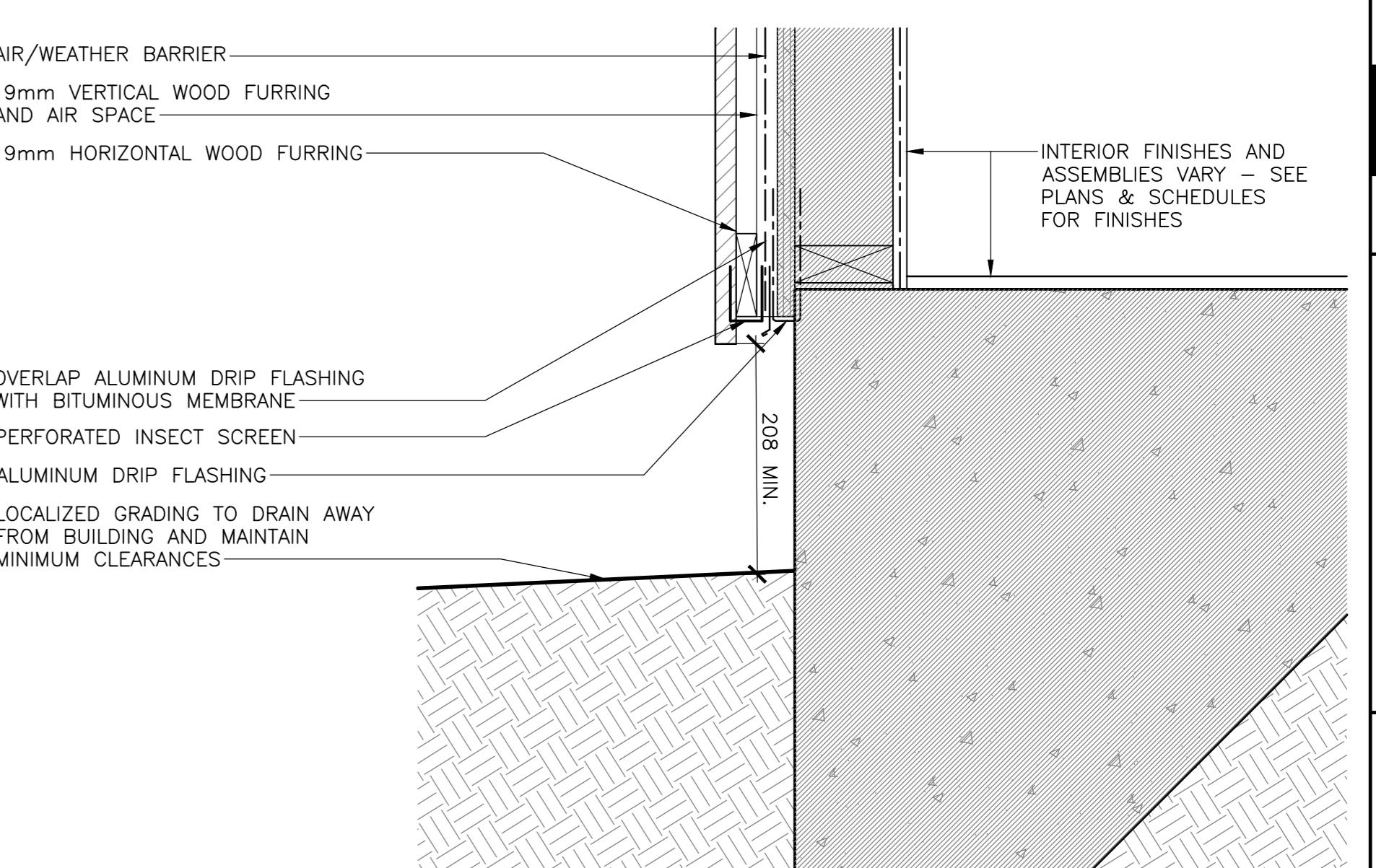
1 SECTION DETAIL - PEAK CONDITION  
SCALE: 1:5  
0mm 100mm 200mm 300mm 400mm 500mm



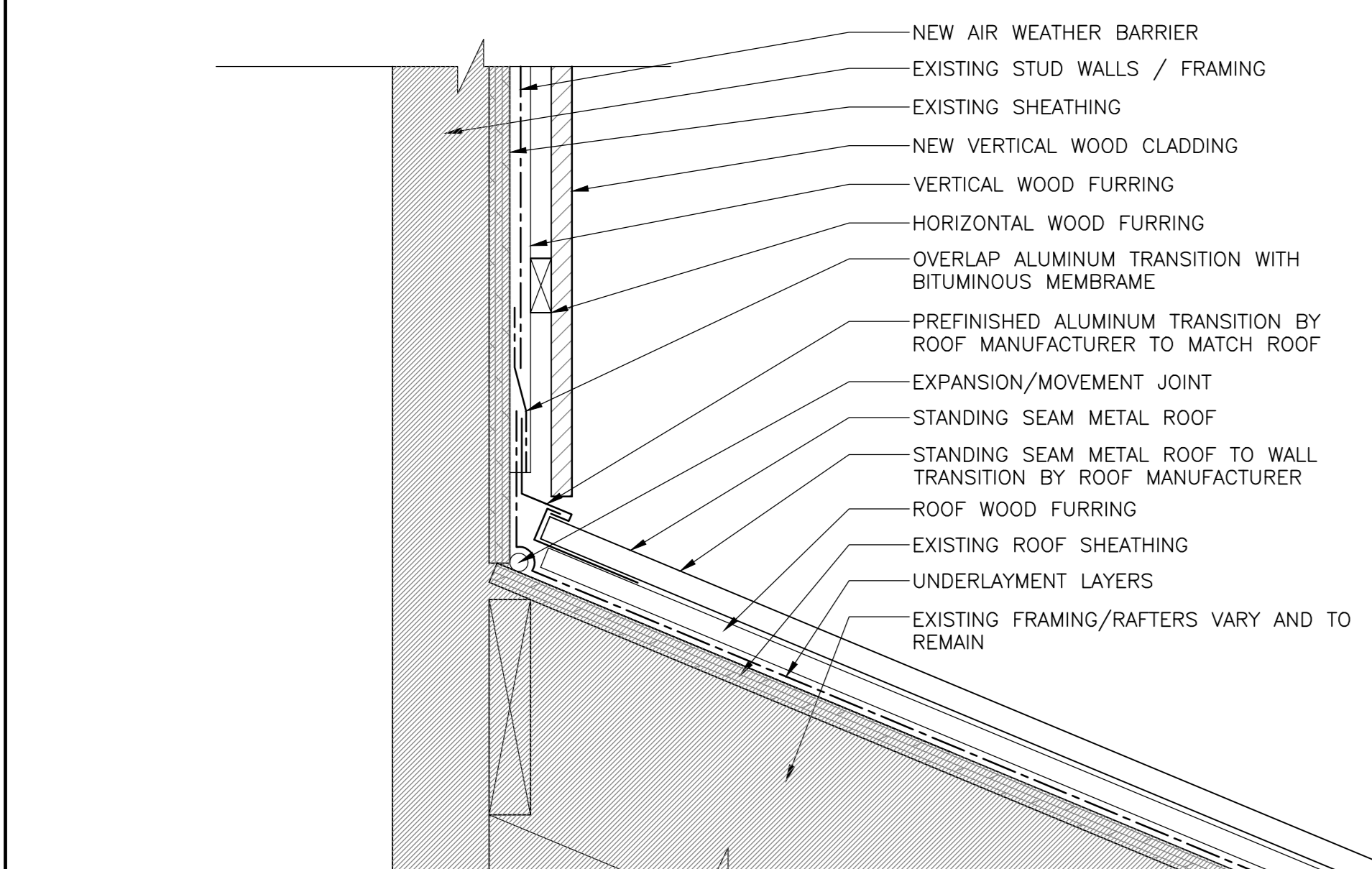
5 SECTION DETAIL - TOP OF VENT  
SCALE: 1:5  
0mm 100mm 200mm 300mm 400mm 500mm



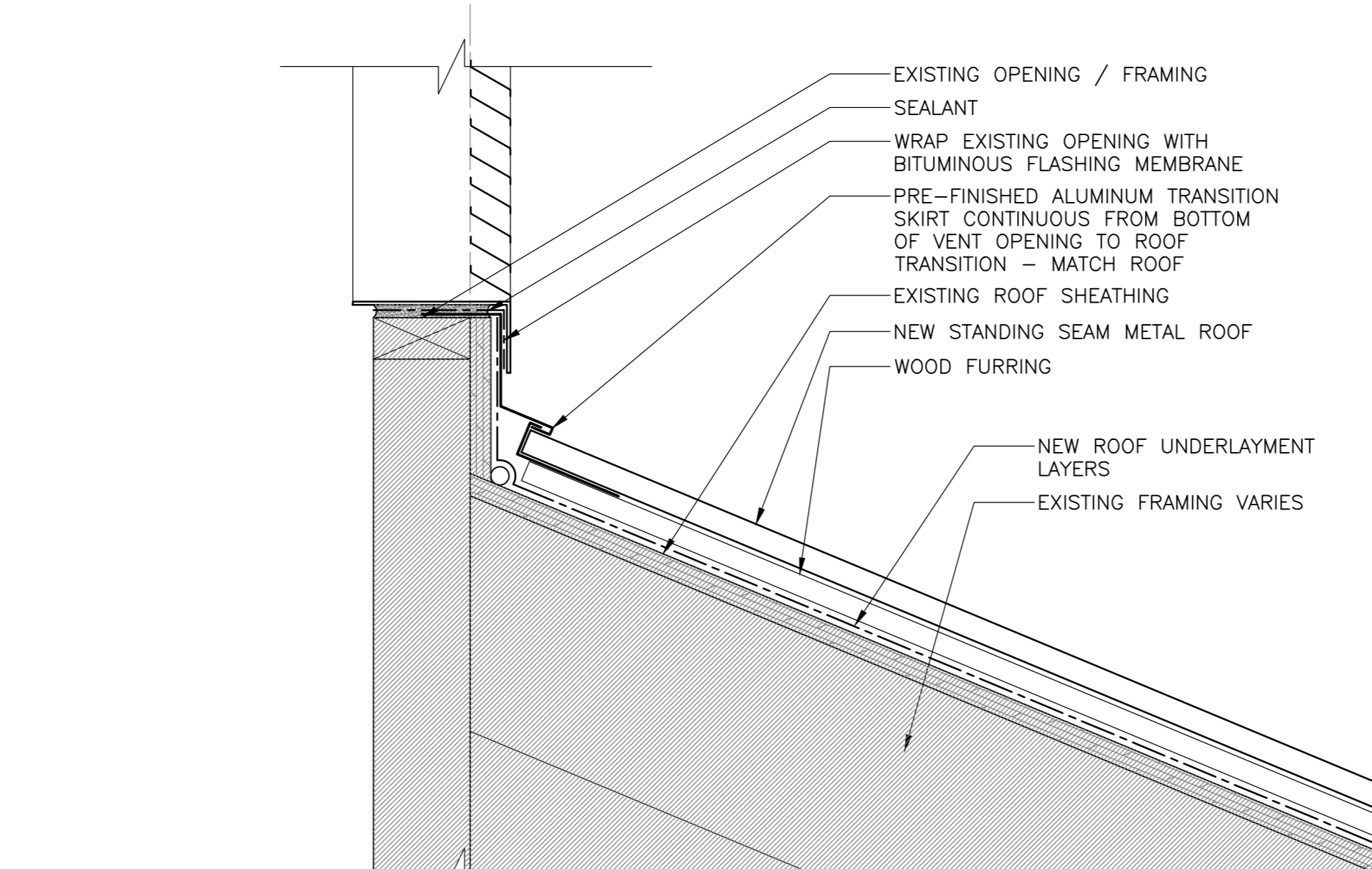
9 SECTION DETAIL - VENT ADMIN BLD.  
SCALE: 1:5  
0mm 100mm 200mm 300mm 400mm 500mm



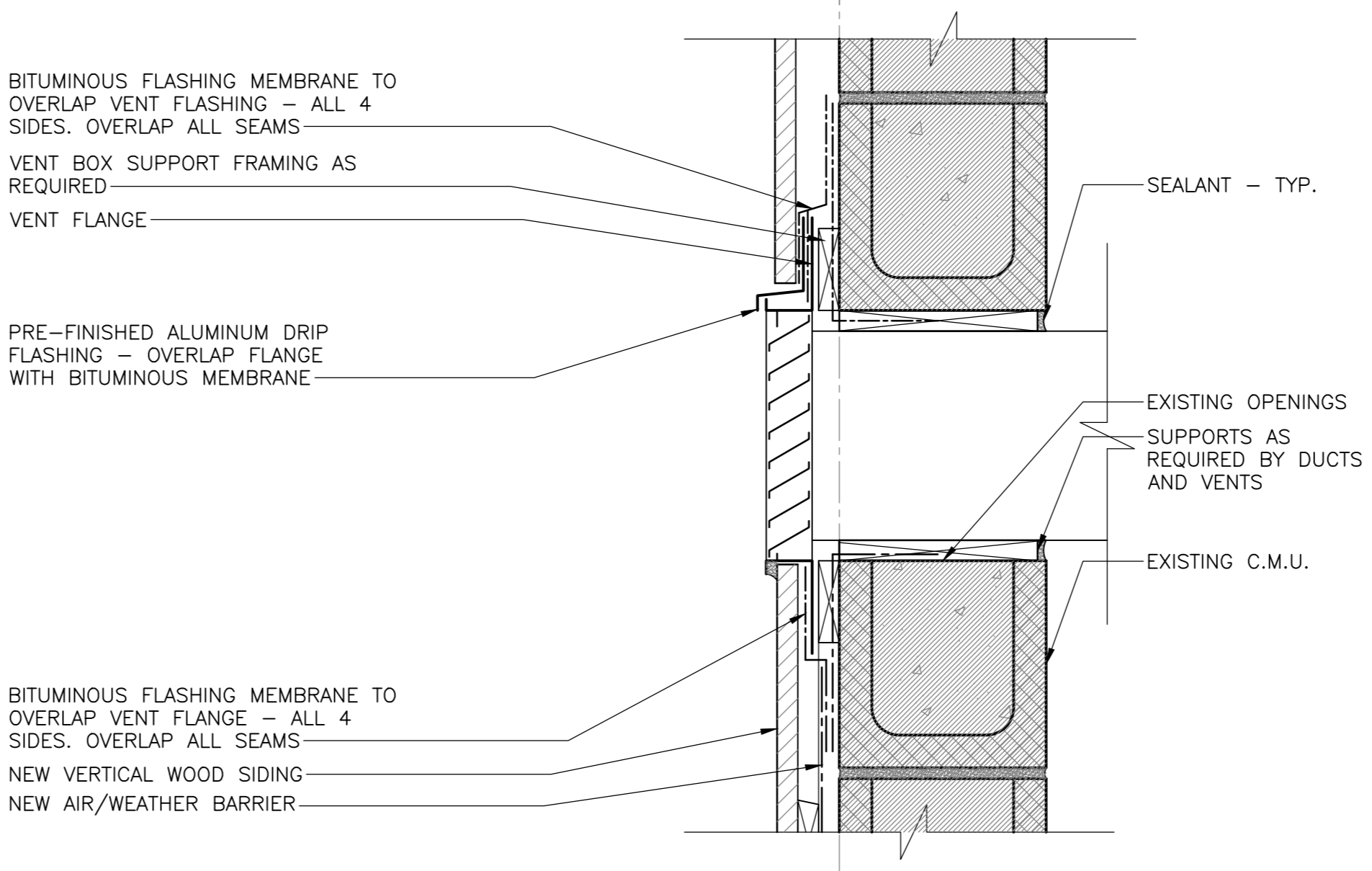
13 SECTION DETAIL - WALL BASE K1,K2  
SCALE: 1:5  
0mm 100mm 200mm 300mm 400mm 500mm



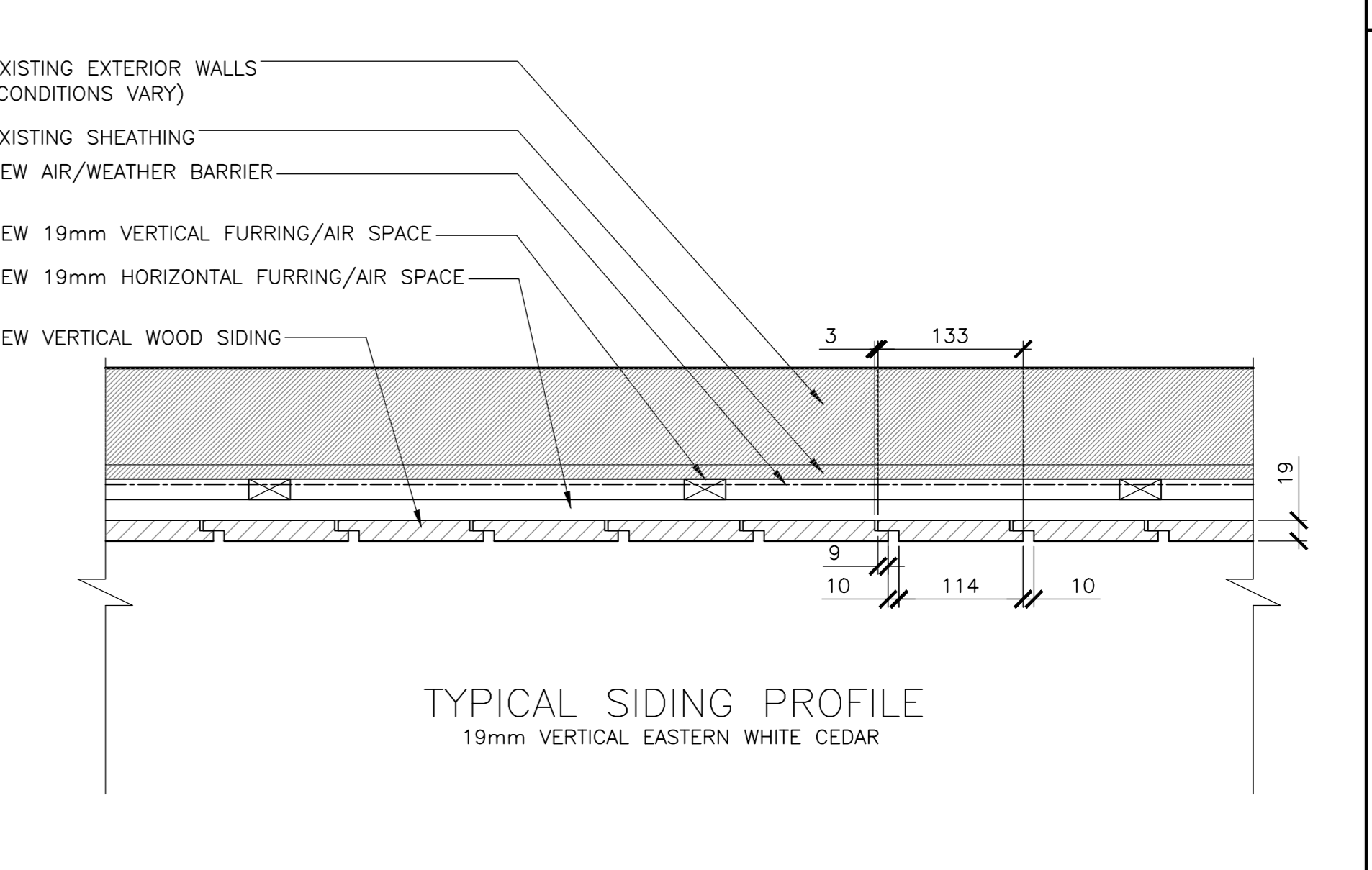
2 SECTION DETAIL - TYP. TRANSITION  
SCALE: 1:5  
0mm 100mm 200mm 300mm 400mm 500mm



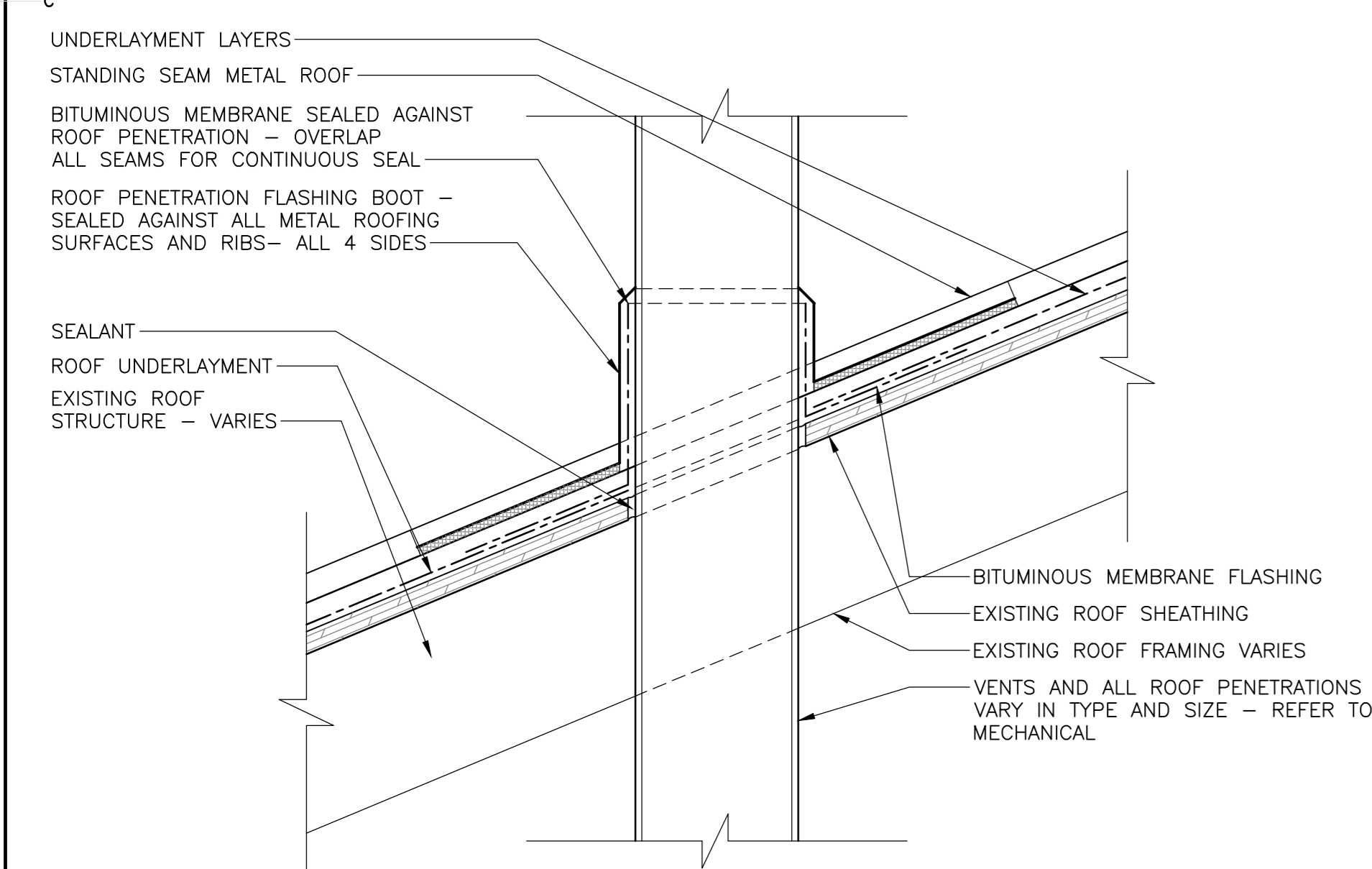
6 SECTION DETAIL - BOTTOM OF VENT  
SCALE: 1:5  
0mm 100mm 200mm 300mm 400mm 500mm



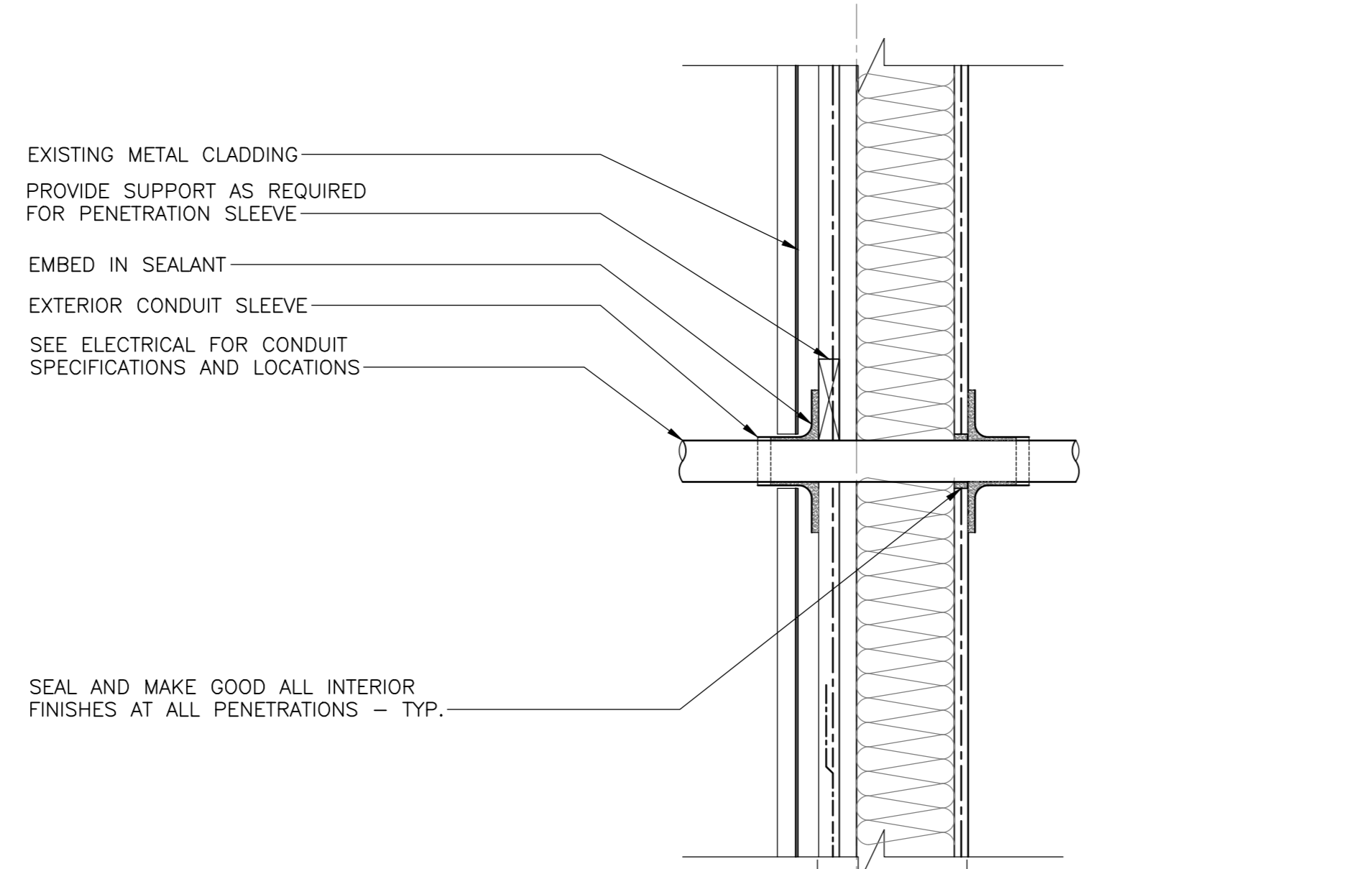
10 SECTION DETAIL - VENT KELLY'S BLD.  
SCALE: 1:5  
0mm 100mm 200mm 300mm 400mm 500mm



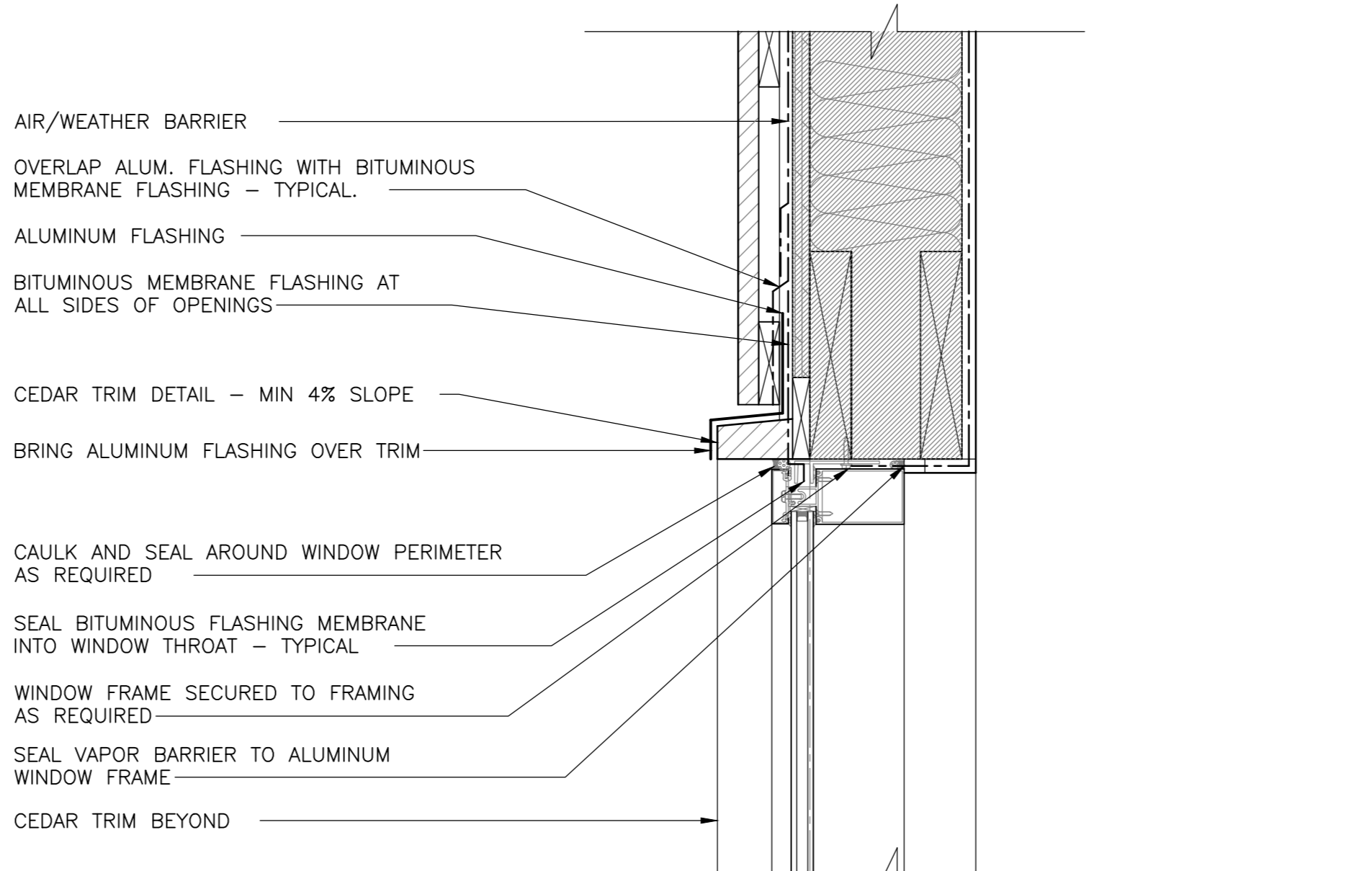
14 PLAN DETAIL - VERTICAL SIDING, TYP.  
SCALE: 1:5  
0mm 100mm 200mm 300mm 400mm 500mm



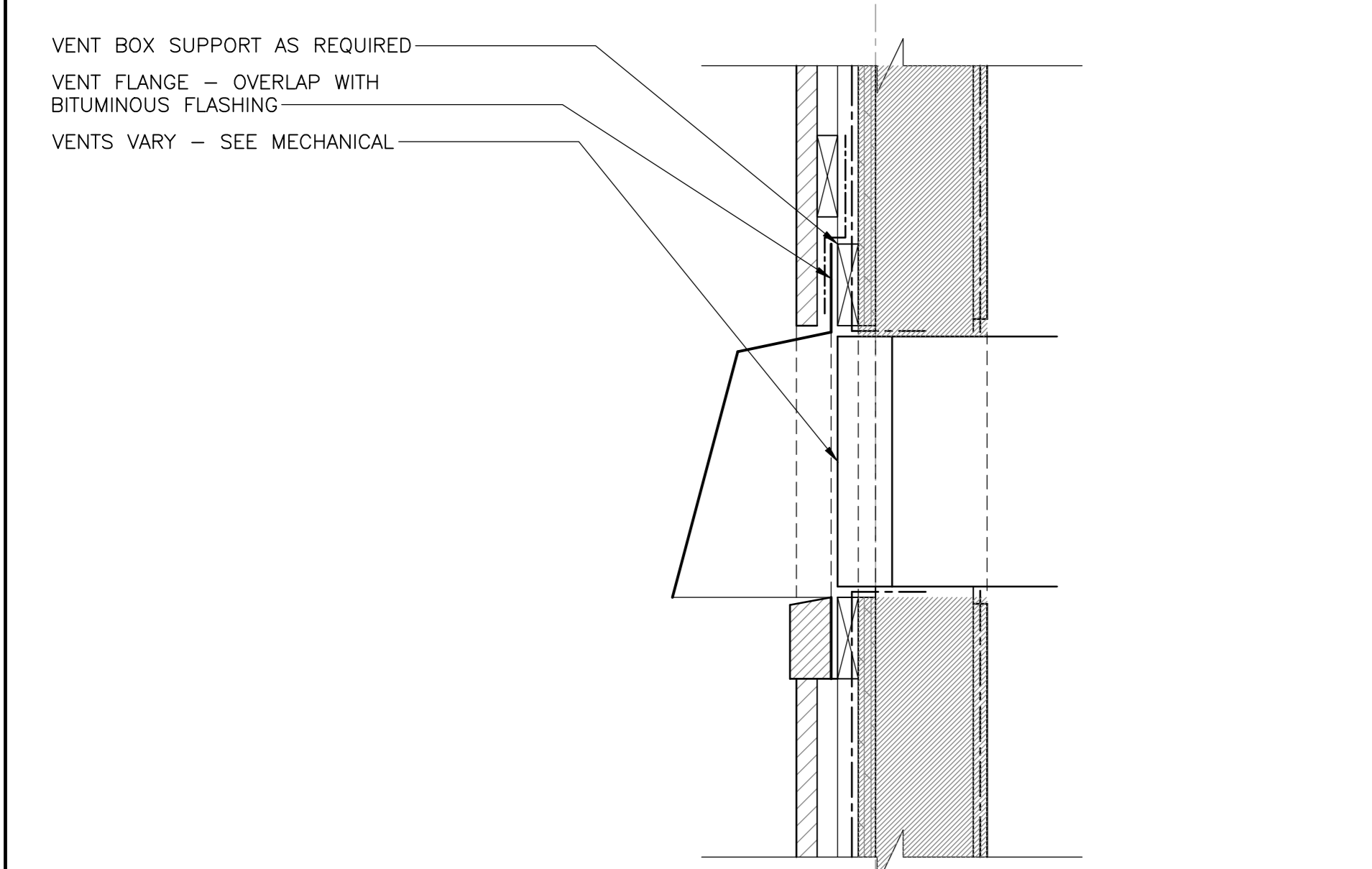
3 SECTION DETAIL - METAL ROOF PENETRATION  
SCALE: 1:5  
0mm 100mm 200mm 300mm 400mm 500mm



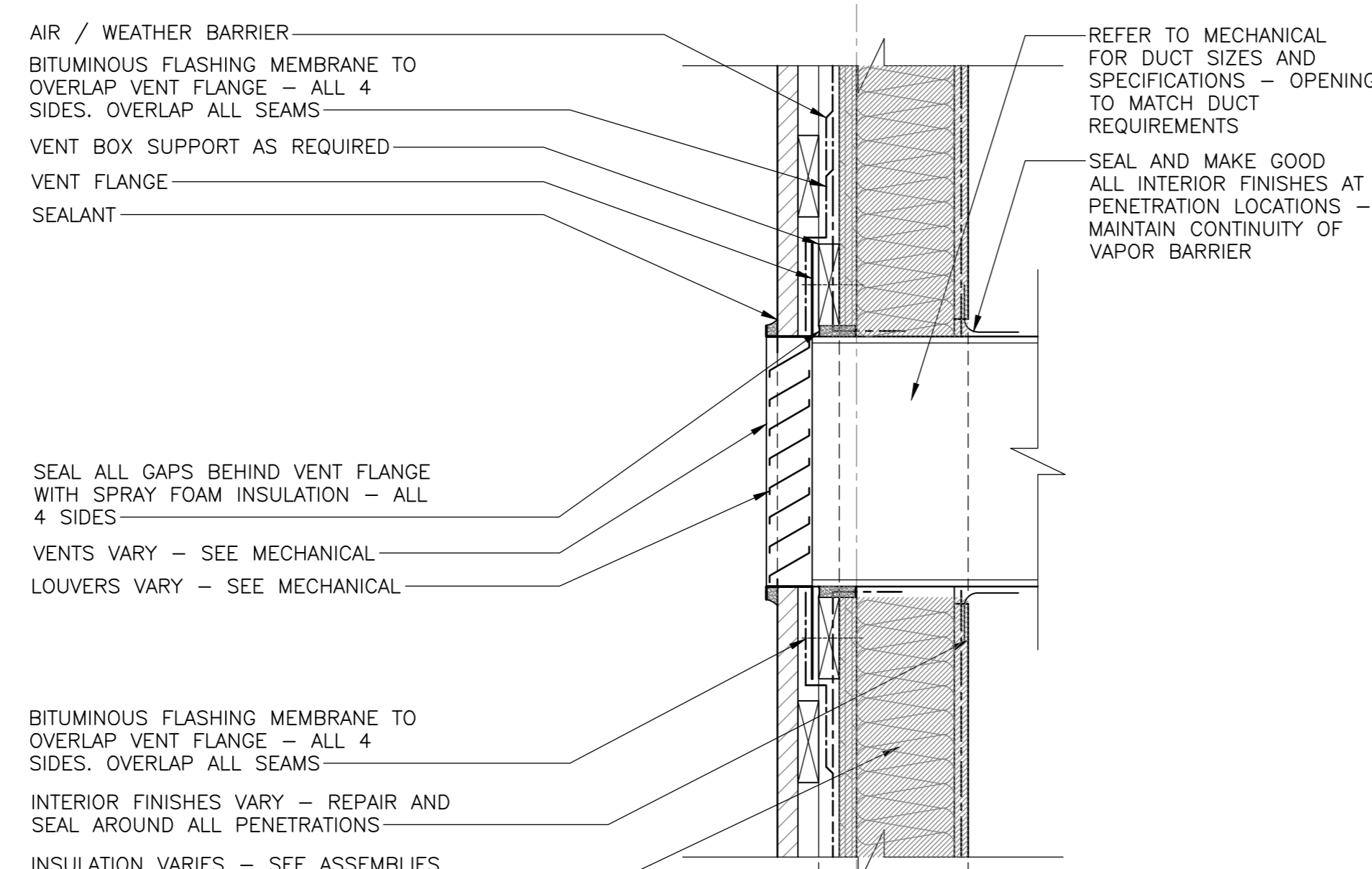
7 SECTION DETAIL - CONDUIT EXT WALL ADMIN BLD.  
SCALE: 1:5  
0mm 100mm 200mm 300mm 400mm 500mm



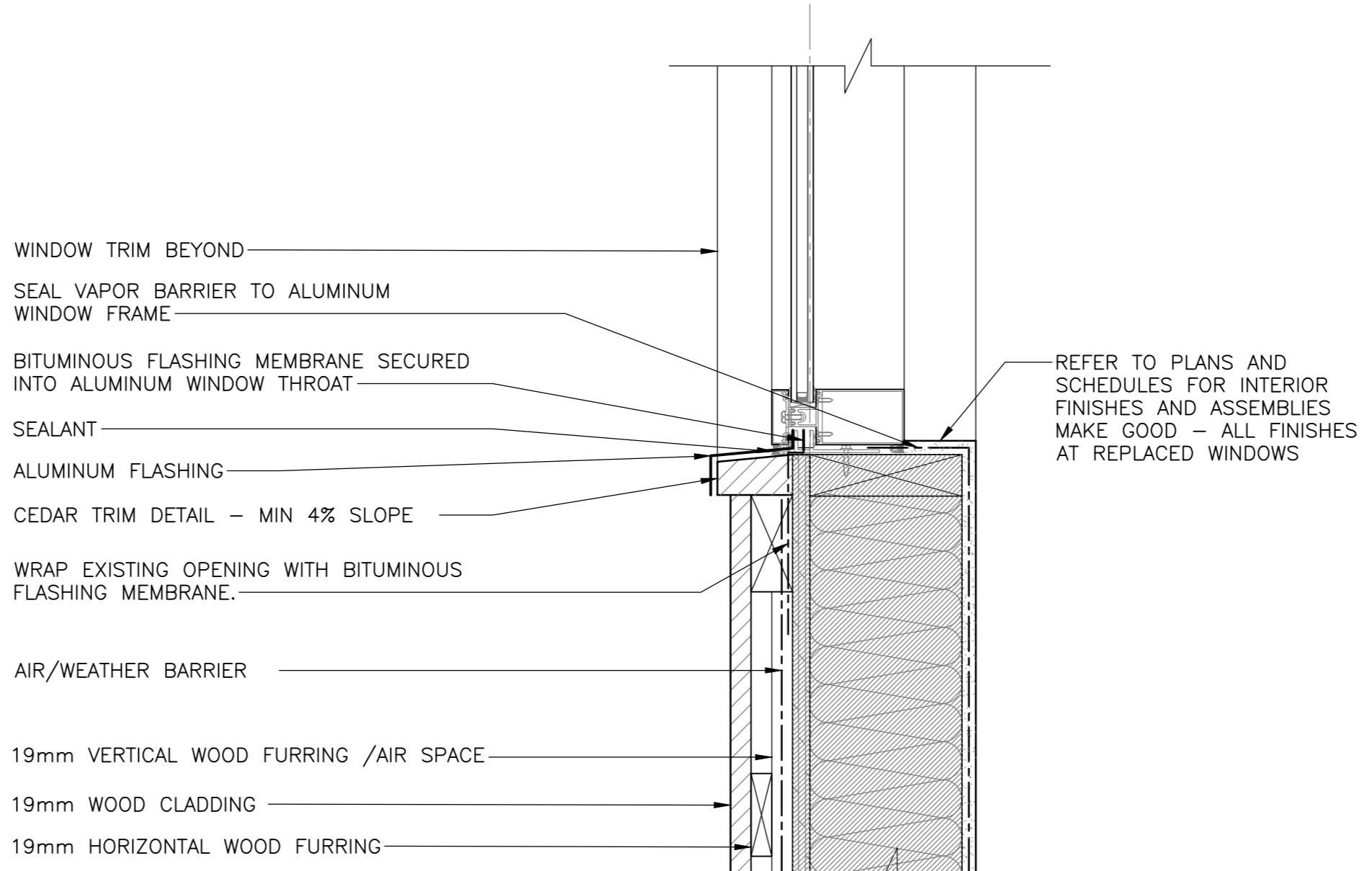
11 SECTION DETAIL - TYP. HEADER K1,K2  
SCALE: 1:5  
0mm 100mm 200mm 300mm 400mm 500mm



4 SECTION DETAIL - VENT HOOD  
SCALE: 1:5  
0mm 100mm 200mm 300mm 400mm 500mm



8 SECTION DETAIL - VENT WOOD BLD.  
SCALE: 1:5  
0mm 100mm 200mm 300mm 400mm 500mm



12 SECTION DETAIL - TYP. SILL K1,K2  
SCALE: 1:5  
0mm 100mm 200mm 300mm 400mm 500mm

Canada  
EKISTICS PLANNING & DESIGN  
1 STARR LANE, DARTMOUTH  
PH: (902)461-2525 FAX: (902)465-3131



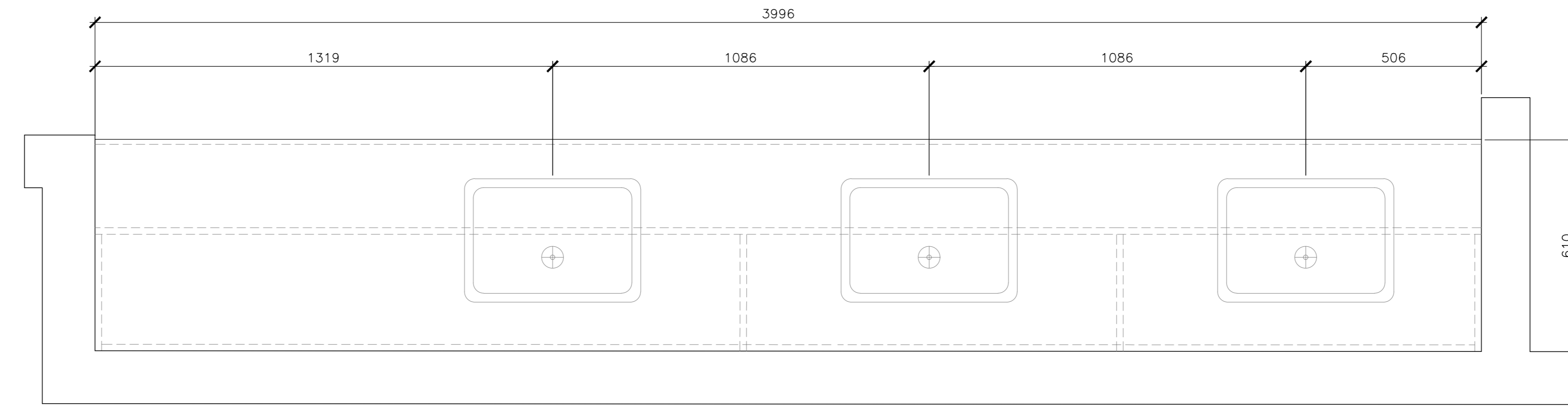
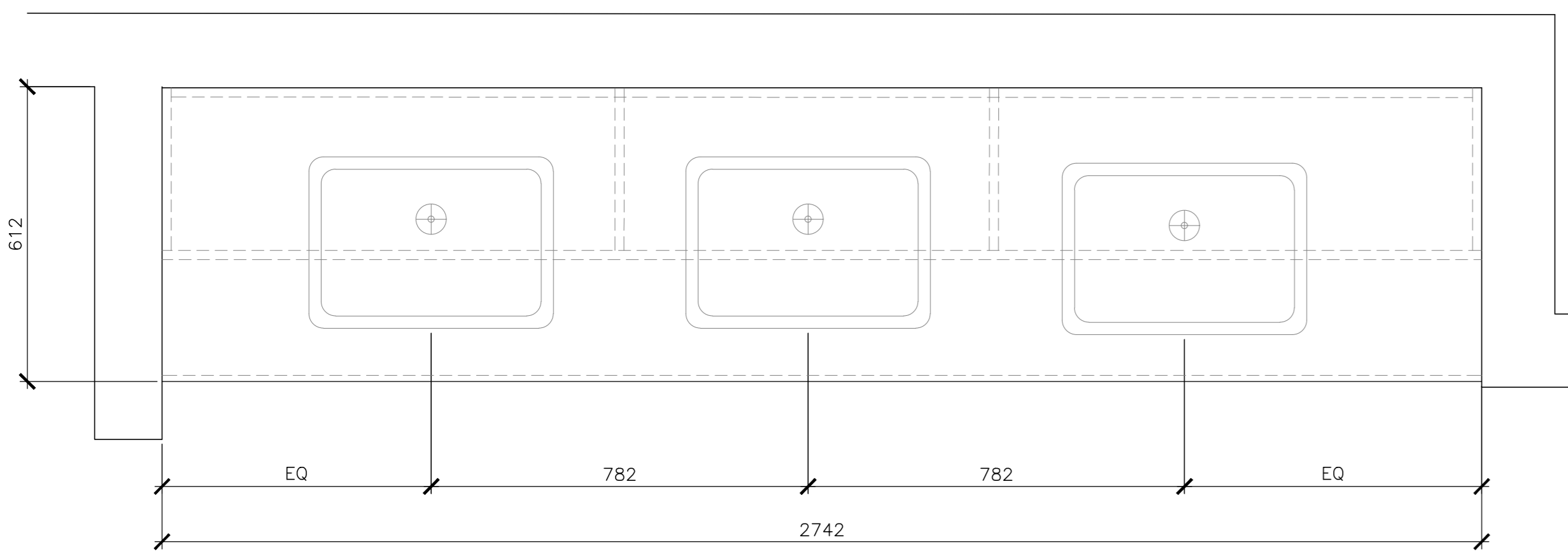
5	ISSUED FOR TENDER	01/31
4	ISSUED FOR BS8	12/21
3	ISSUED FOR BS4	11/15
2	ISSUED FOR BS3	09/25
1	ISSUED FOR BS2	08/09

FACILITY REHABILITATION  
KOUCHIBOUGUAC  
NATIONAL PARK  
KOUCHIBOUGUAC  
NEW BRUNSWICK

MISCELLANEOUS DETAILS

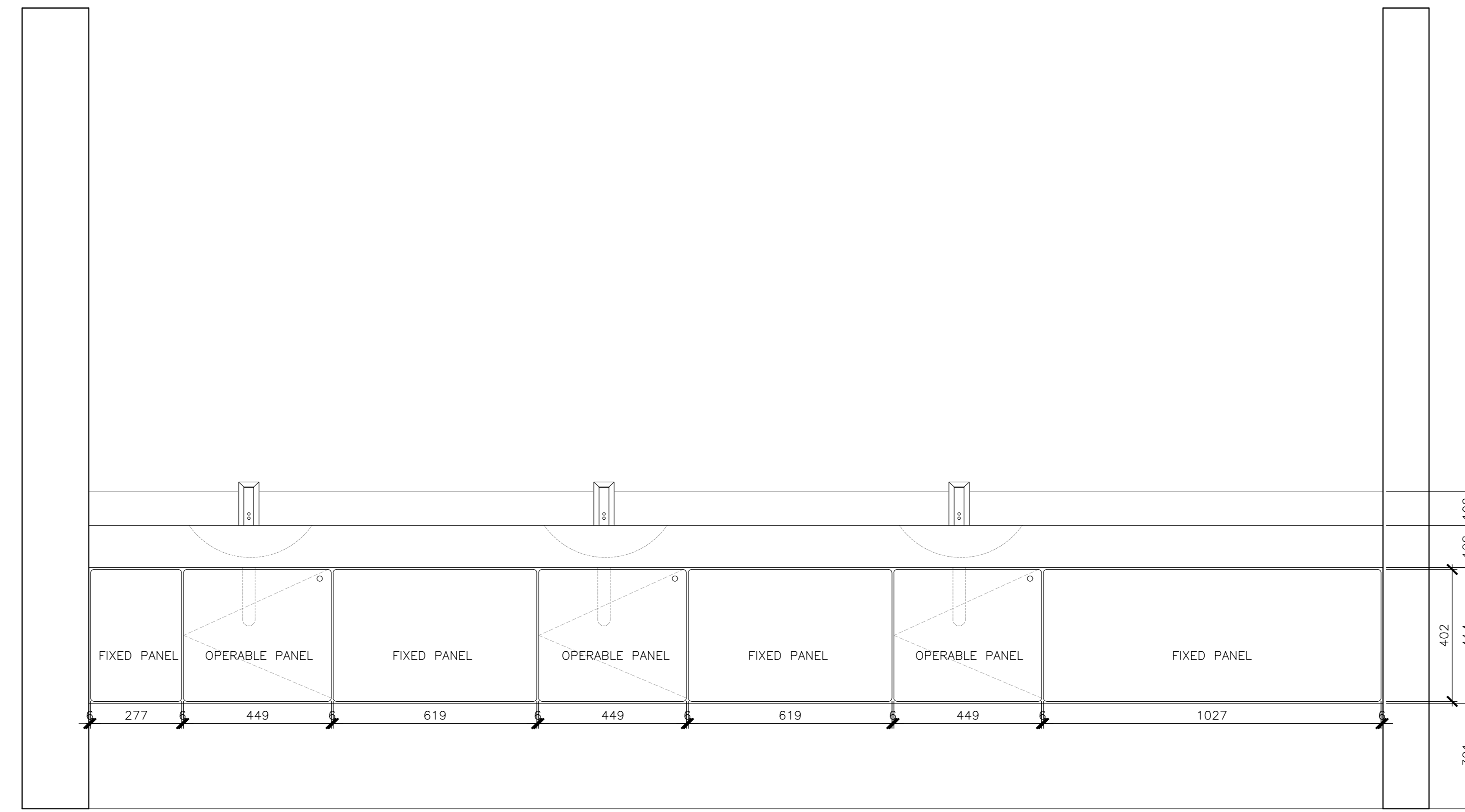
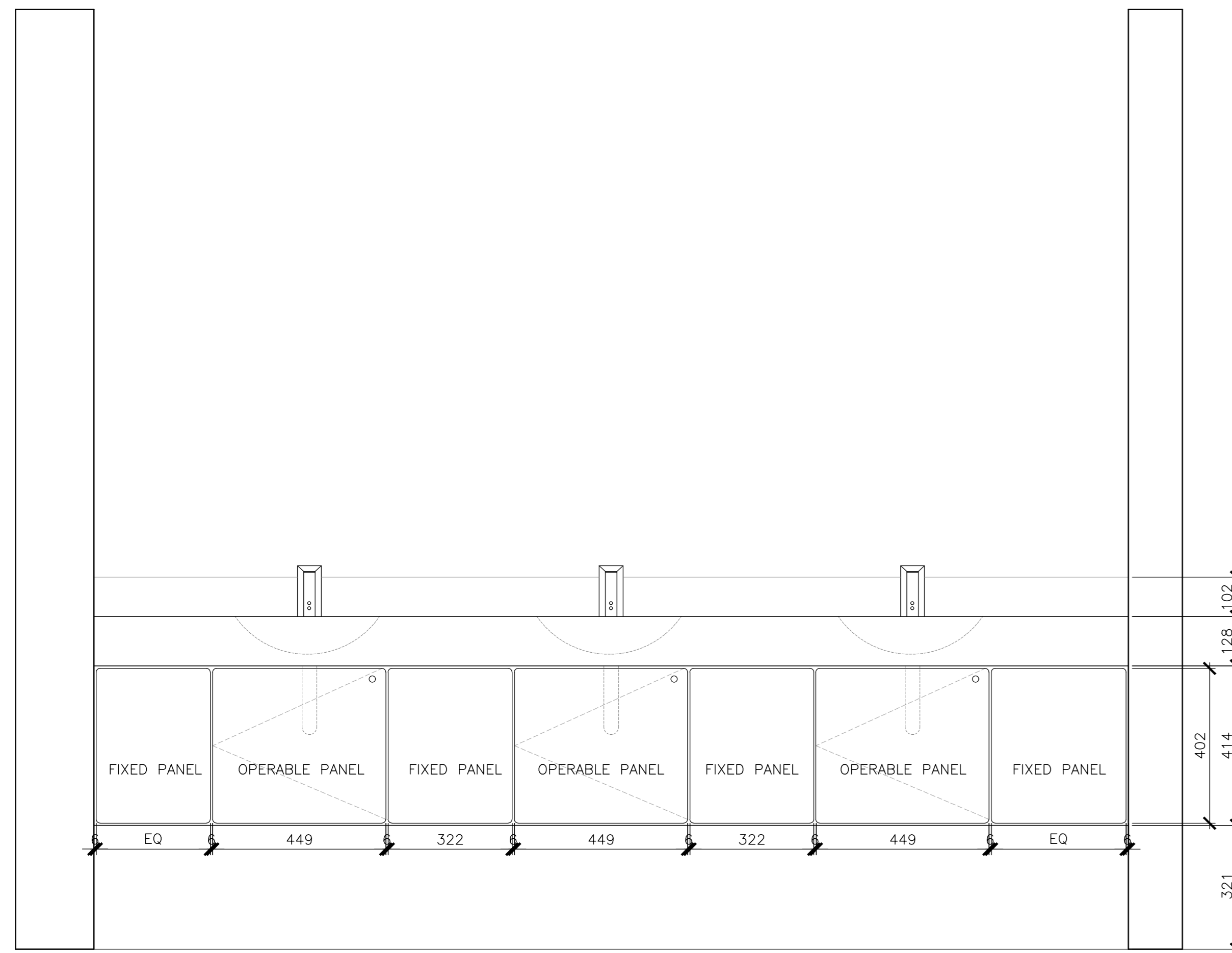
designed	Ekistics Planning & Design	concep
drawn		dessiné
approved		approuvé
Tender		Submission
Project Manager	Administrateur de projets TPSC	
drawing no.		no. du dessin





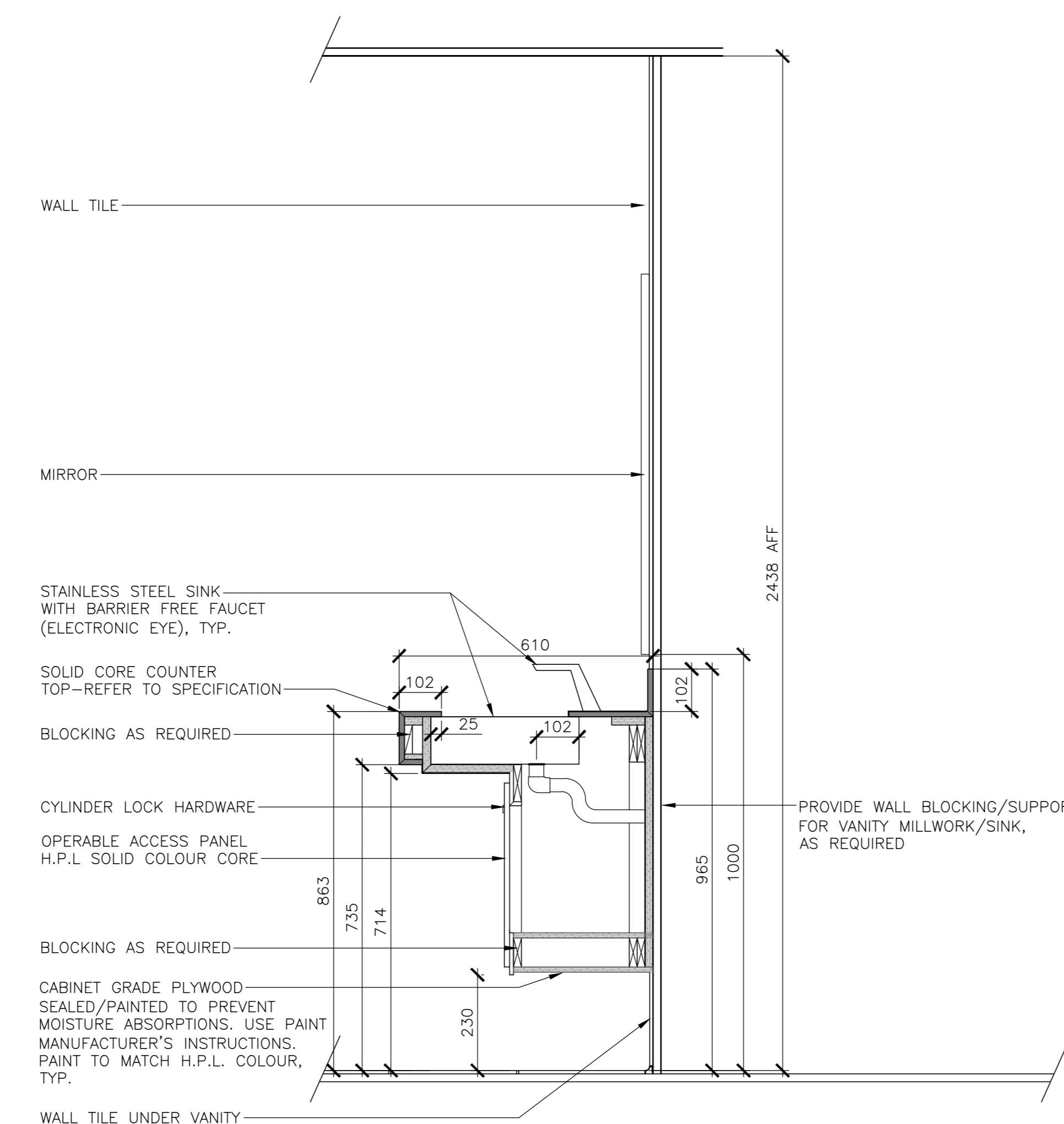
1  
601 MW1 - PLAN  
SCALE : 1:10  
0mm 100 200 300 400 500 600 700 800 900 1000mm

3  
601 MW2 - PLAN  
SCALE : 1:10  
0mm 100 200 300 400 500 600 700 800 900 1000mm



2  
601 MW1 FRONT ELEVATIONS  
SCALE : 1:10  
0mm 100 200 300 400 500 600 700 800 900 1000mm

4  
601 MW2 FRONT ELEVATIONS  
SCALE : 1:10  
0mm 100 200 300 400 500 600 700 800 900 1000mm



5  
601 MW1 - SECTION  
SCALE : 1:10  
0mm 100 200 300 400 500 600 700 800 900 1000mm

**MILLWORK GENERAL NOTES**

1. ALL DIMENSIONS ARE TO BE VERIFIED ON SITE.
2. PROVIDE BLOCKING AS NEEDED
3. REFER TO ARCHITECTURAL SPECIFICATIONS FOR DETAILS



revisions	date
5	01/31
4	12/21
3	11/15
2	09/25
1	08/09

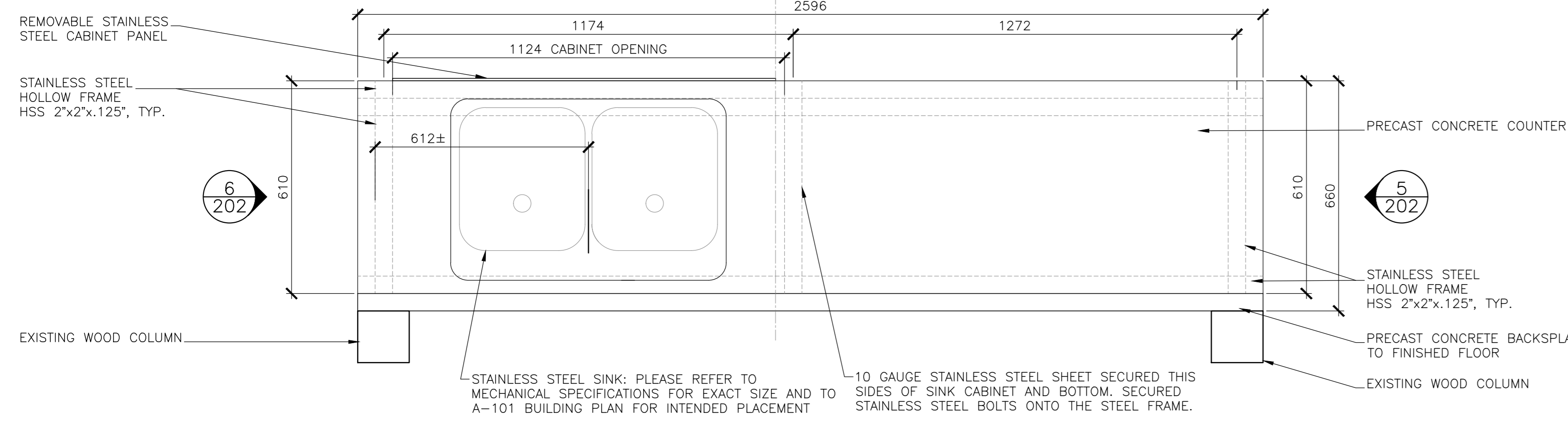
project  
FACILITY REHABILITATION  
KOUCHIBOUQUAC  
NATIONAL PARK  
KOUCHIBOUQUAC  
NEW BRUNSWICK

drawing  
SERVICE BUILDING 'E'  
WASHROOM MILLWORK

designed  
drawn  
date  
approved  
date  
Tender  
Project Manager  
1848-954  
drawing no.  
A-601

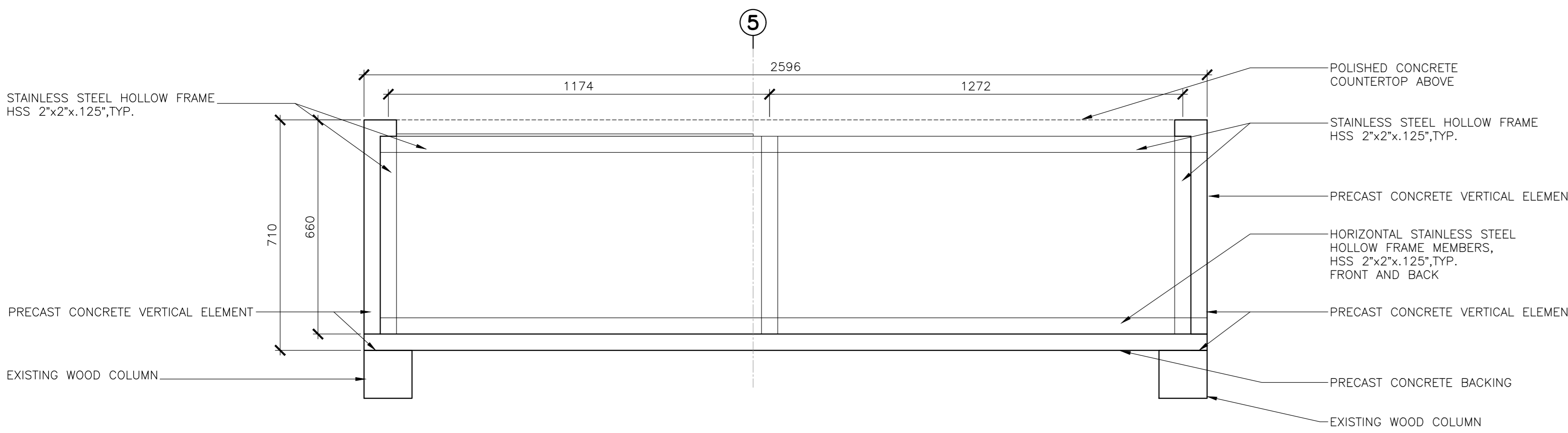


FOR MILLWORK ORIENTATION  
PLEASE REFER TO  
A-101 FLOOR PLAN



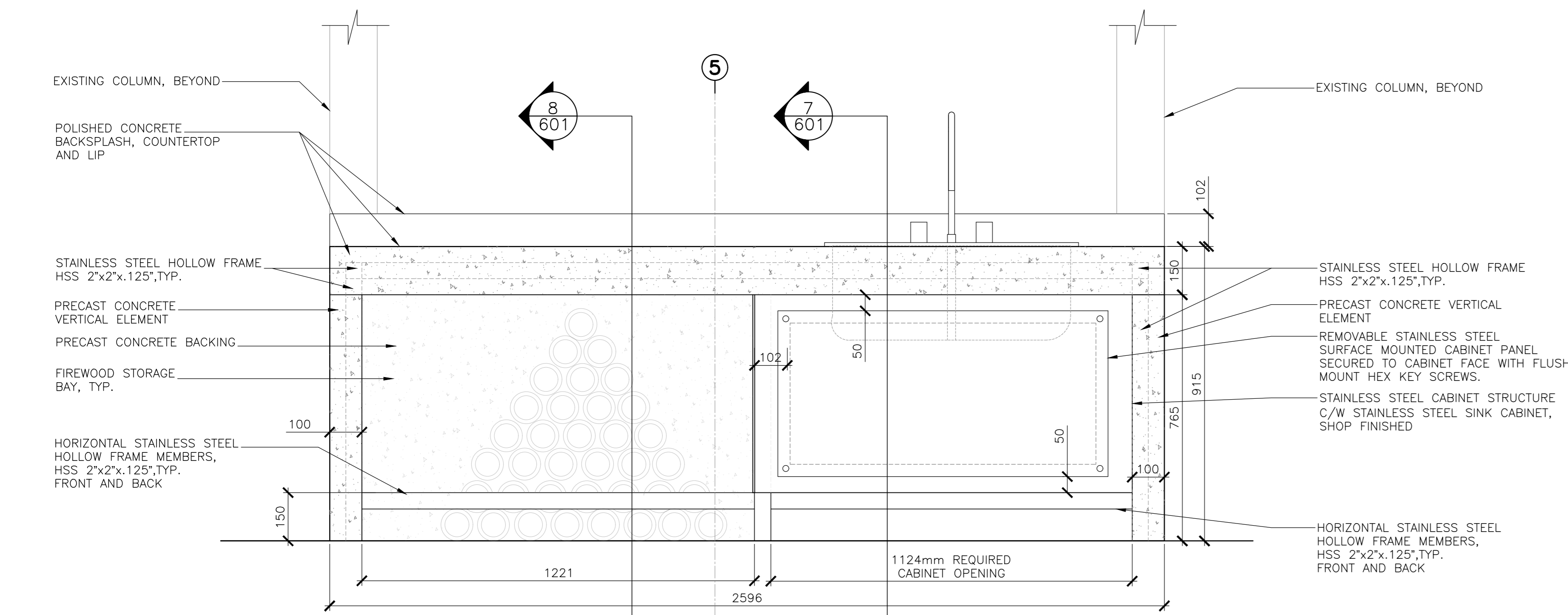
1 MW1: WORK COUNTER - PLAN

602 SCALE: 1:10  
0mm 100 200 300 400 500 600 700 800 900 1000mm



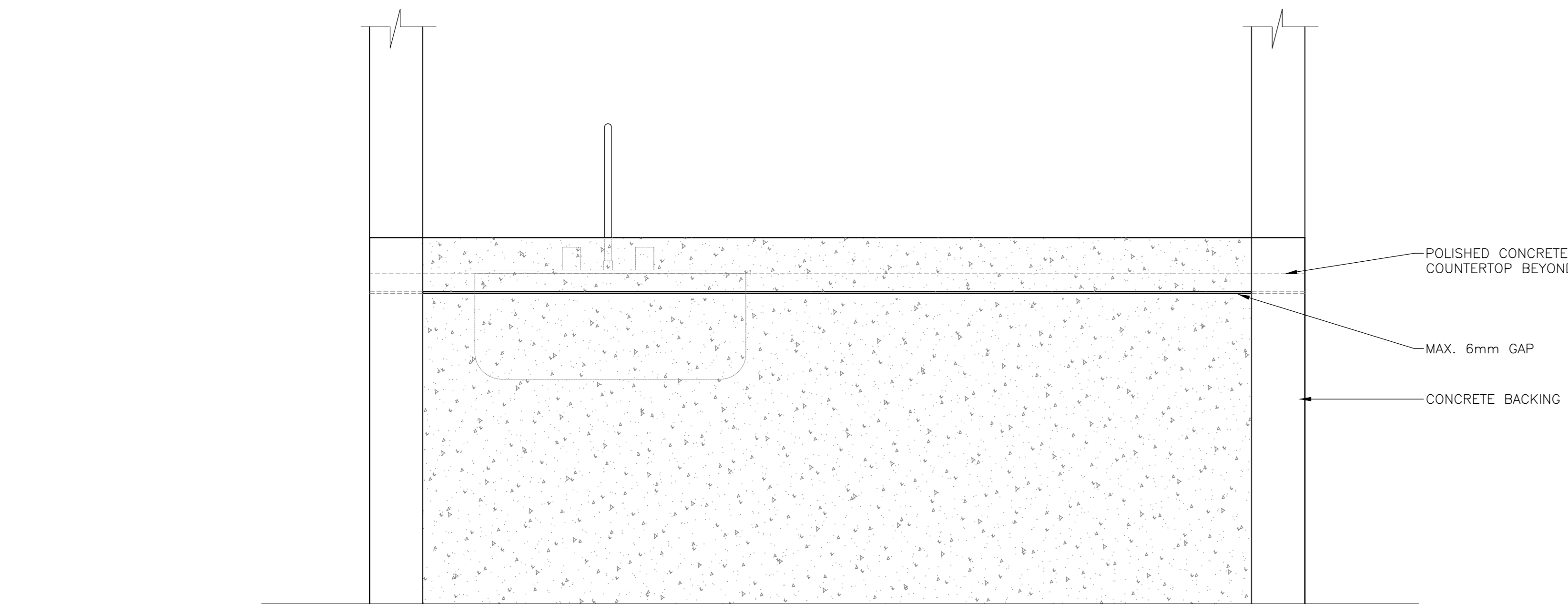
2 MW1: WORK COUNTER - FRAMING PLAN

602 SCALE: 1:10  
0mm 100 200 300 400 500 600 700 800 900 1000mm



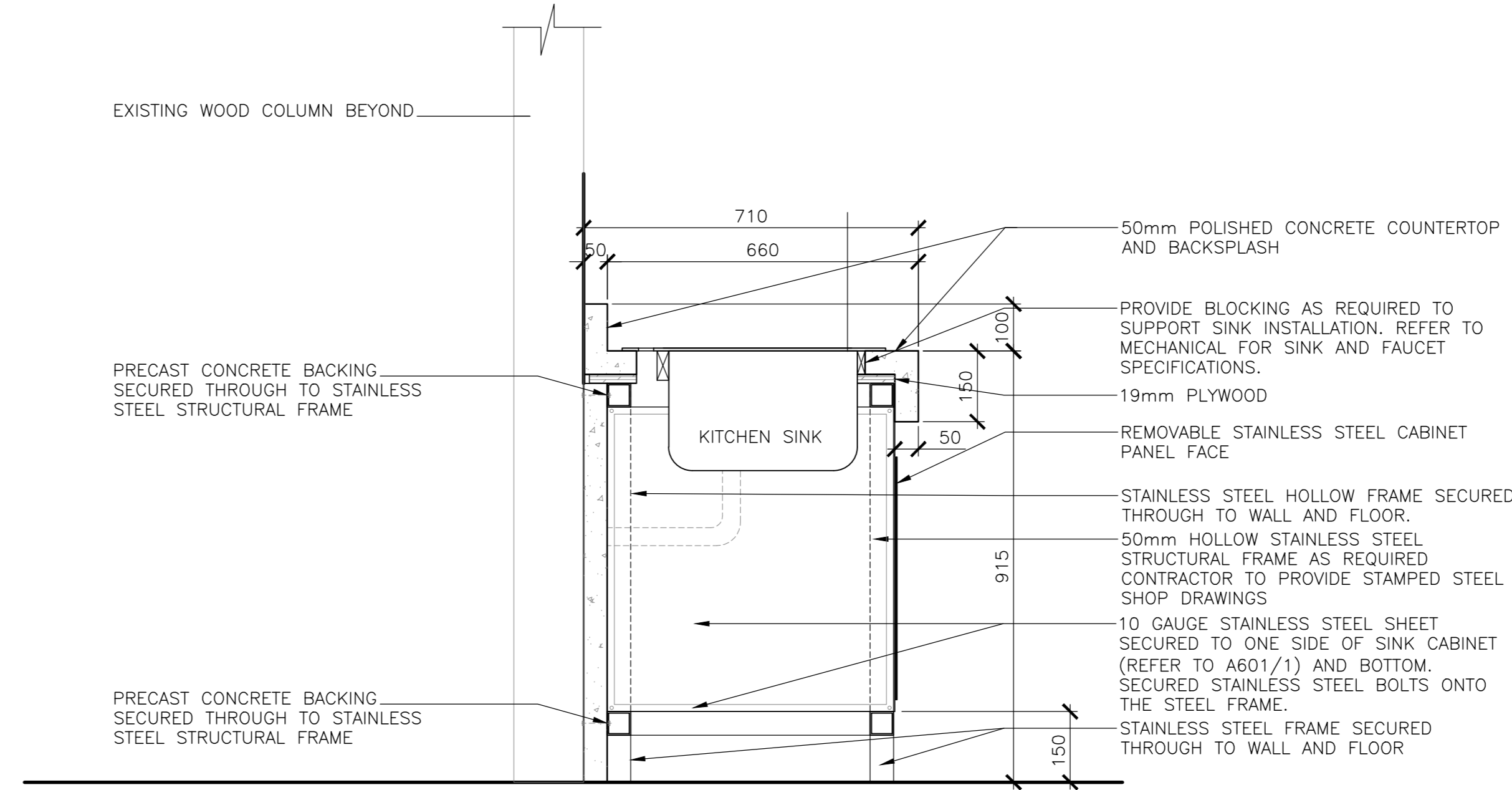
3 MW1: WORK COUNTER - FRONT ELEVATION

602 SCALE: 1:10  
0mm 100 200 300 400 500 600 700 800 900 1000mm



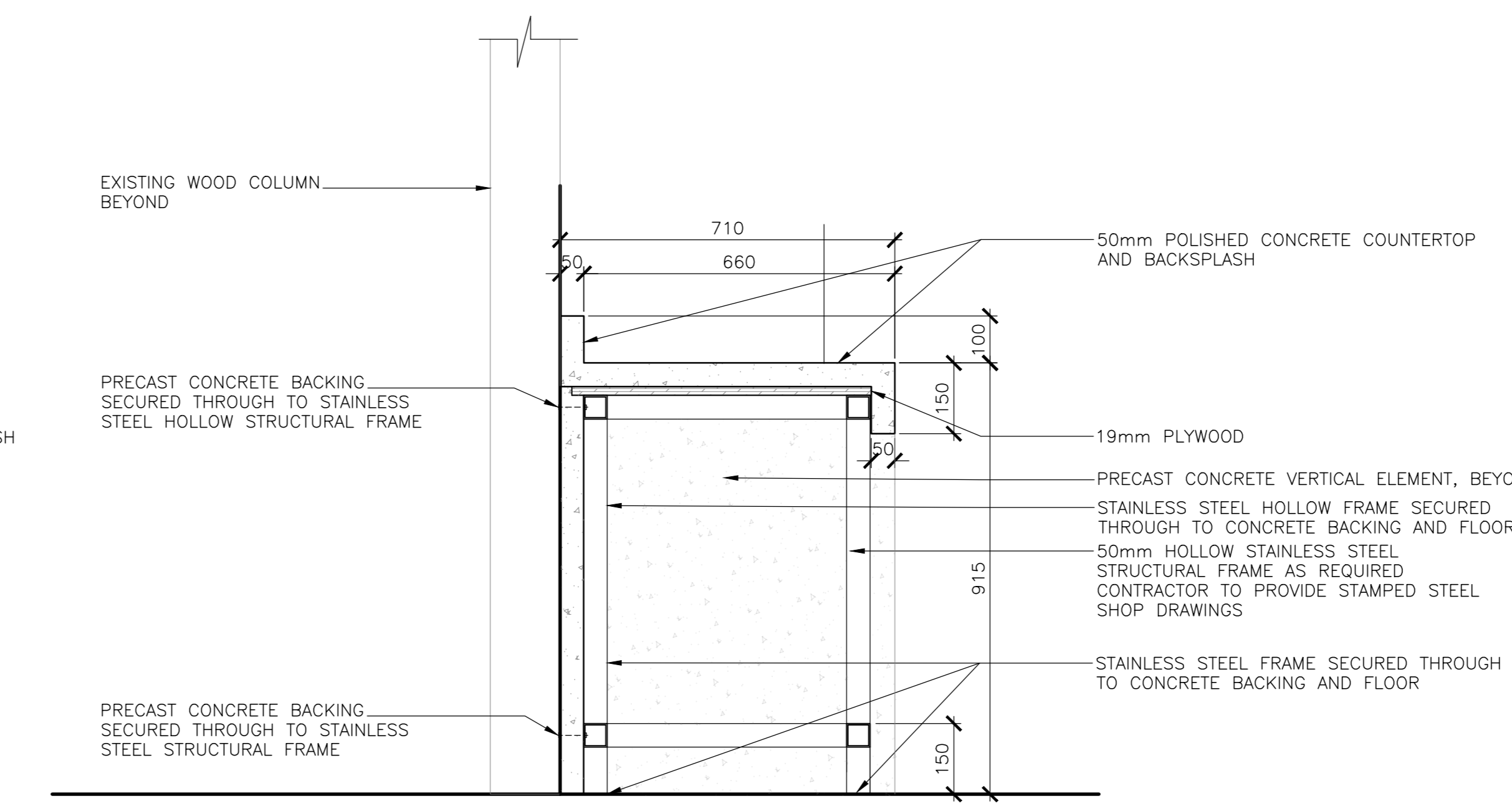
4 MW1: WORK COUNTER - BACK ELEVATION

602 SCALE: 1:10  
0mm 100 200 300 400 500 600 700 800 900 1000mm



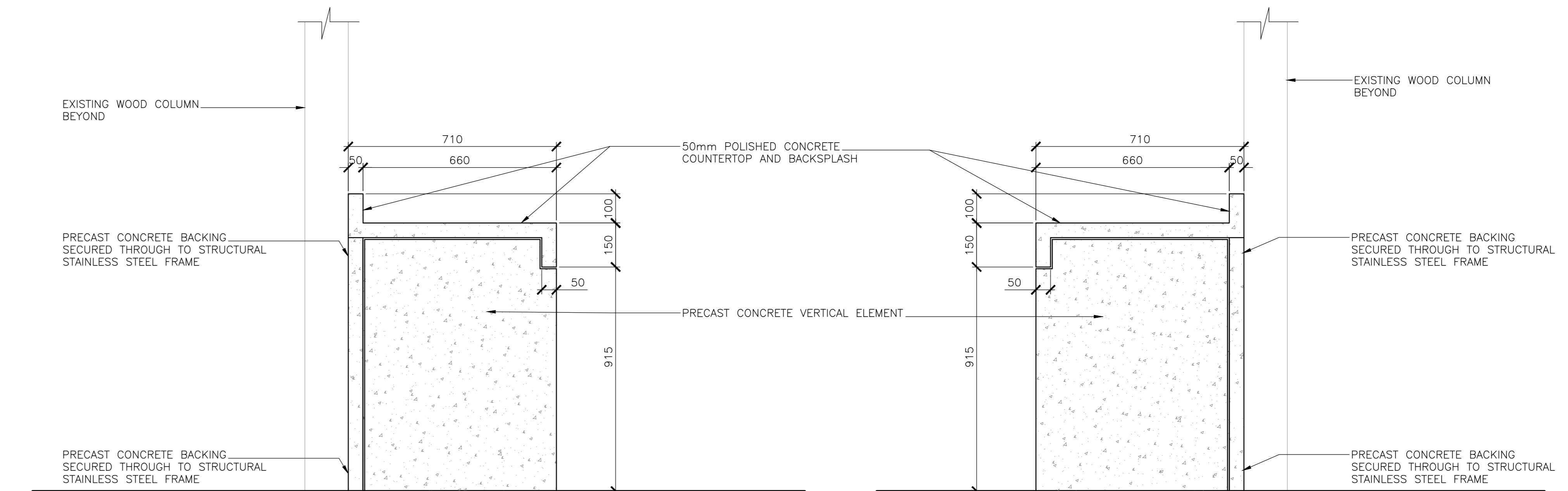
3 SECTION DETAIL - WOOD STORAGE

602 SCALE: 1:10  
0mm 500mm 1000mm 1500mm 2000mm 2500mm



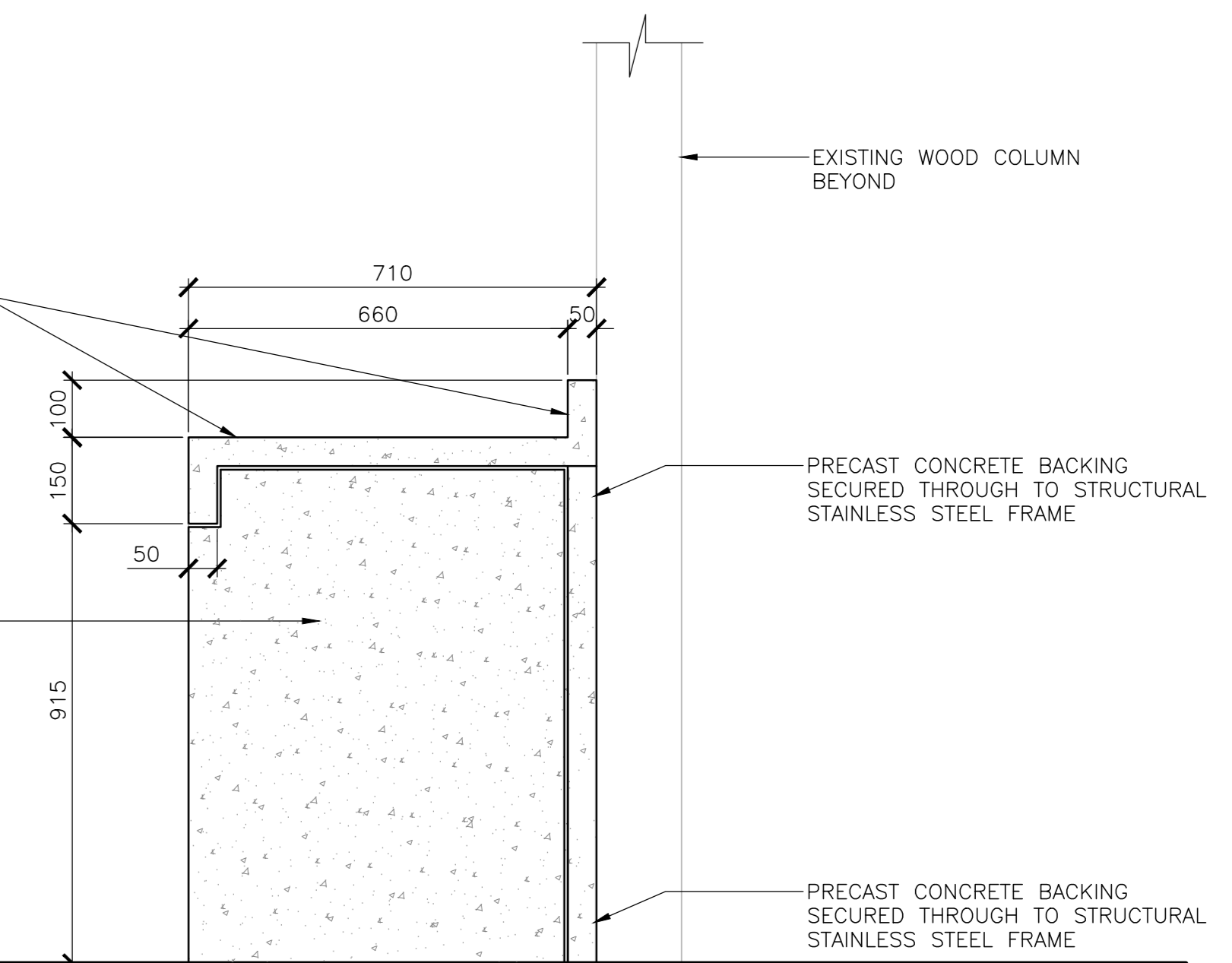
3 SECTION DETAIL - WOOD STORAGE

602 SCALE: 1:10  
0mm 500mm 1000mm 1500mm 2000mm 2500mm



5 MW1: WORK COUNTER - SIDE ELEVATION

602 SCALE: 1:10  
0mm 500mm 1000mm 1500mm 2000mm 2500mm



6 MW1: WORK COUNTER - SIDE ELEVATION

602 SCALE: 1:10  
0mm 500mm 1000mm 1500mm 2000mm 2500mm



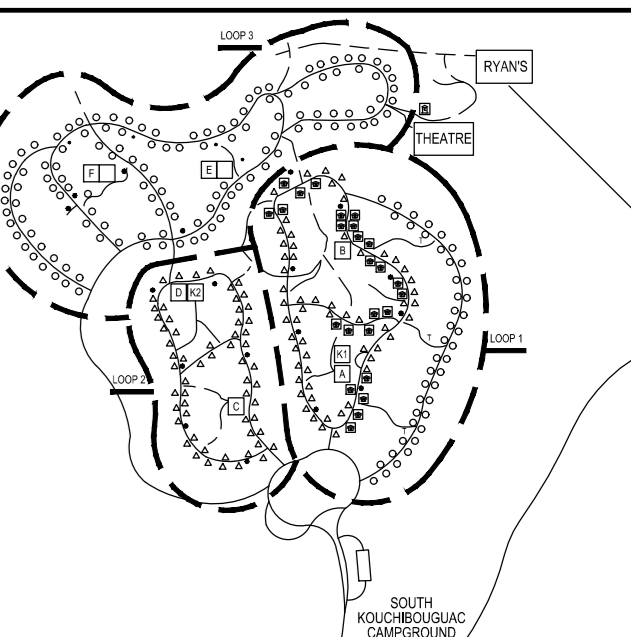
5	ISSUED FOR TENDER	01/31
4	ISSUED FOR BS8	12/21
3	ISSUED FOR BS4	11/15
2	ISSUED FOR BS3	09/25
1	ISSUED FOR BS2	08/09

project  
FACILITY REHABILITATION  
KOUCHIBOUQUAC  
NATIONAL PARK  
KOUCHIBOUQUAC  
NEW BRUNSWICK

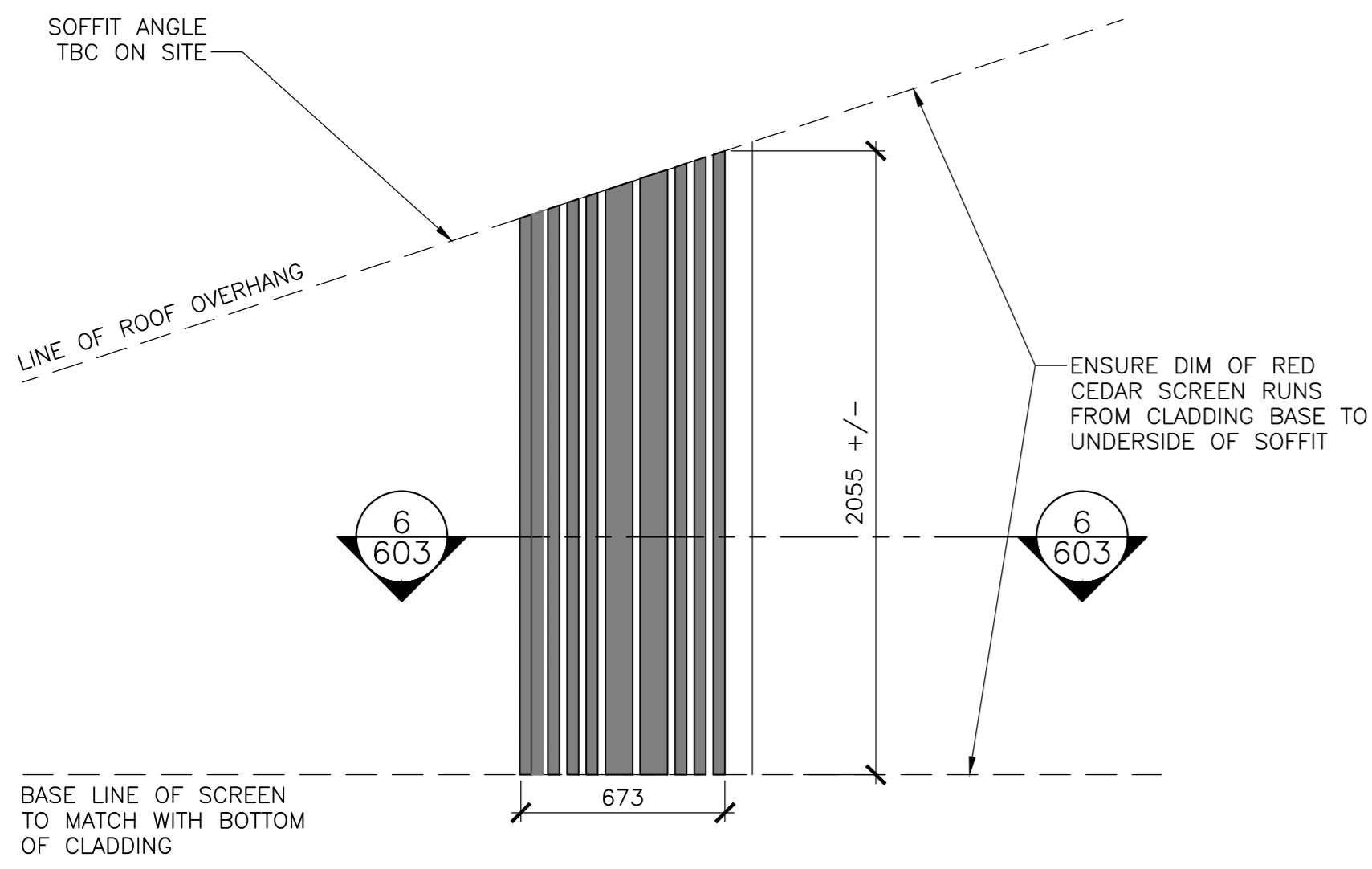
drawing  
SERVICE BUILDING 'E'  
KITCHEN MILLWORK

designed  
date  
drawn  
date  
approved  
date  
Tender  
date  
Submission  
PWSC Project Manager  
Administrateur de projets TPSC  
project number  
1848-954  
drawing no.  
A-602  
no. du dessin

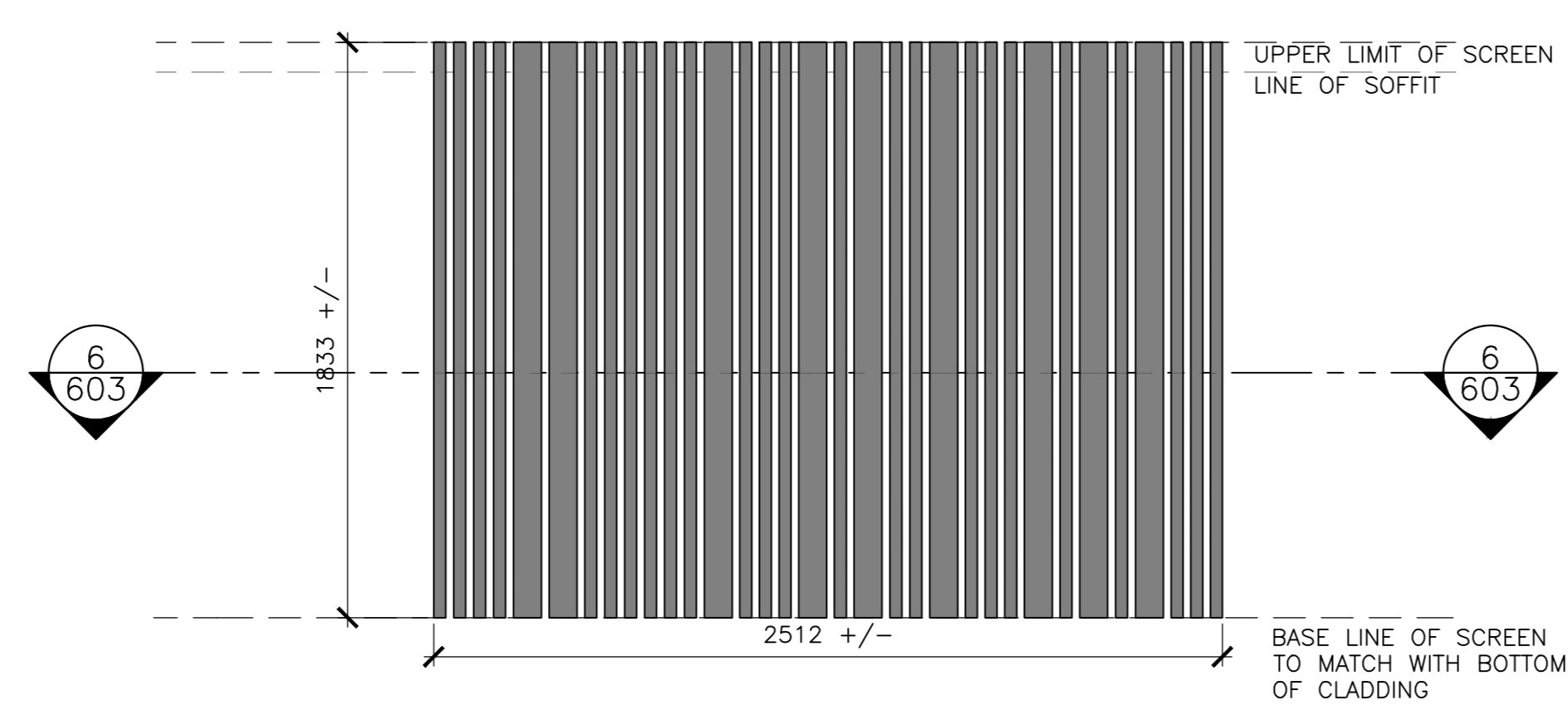




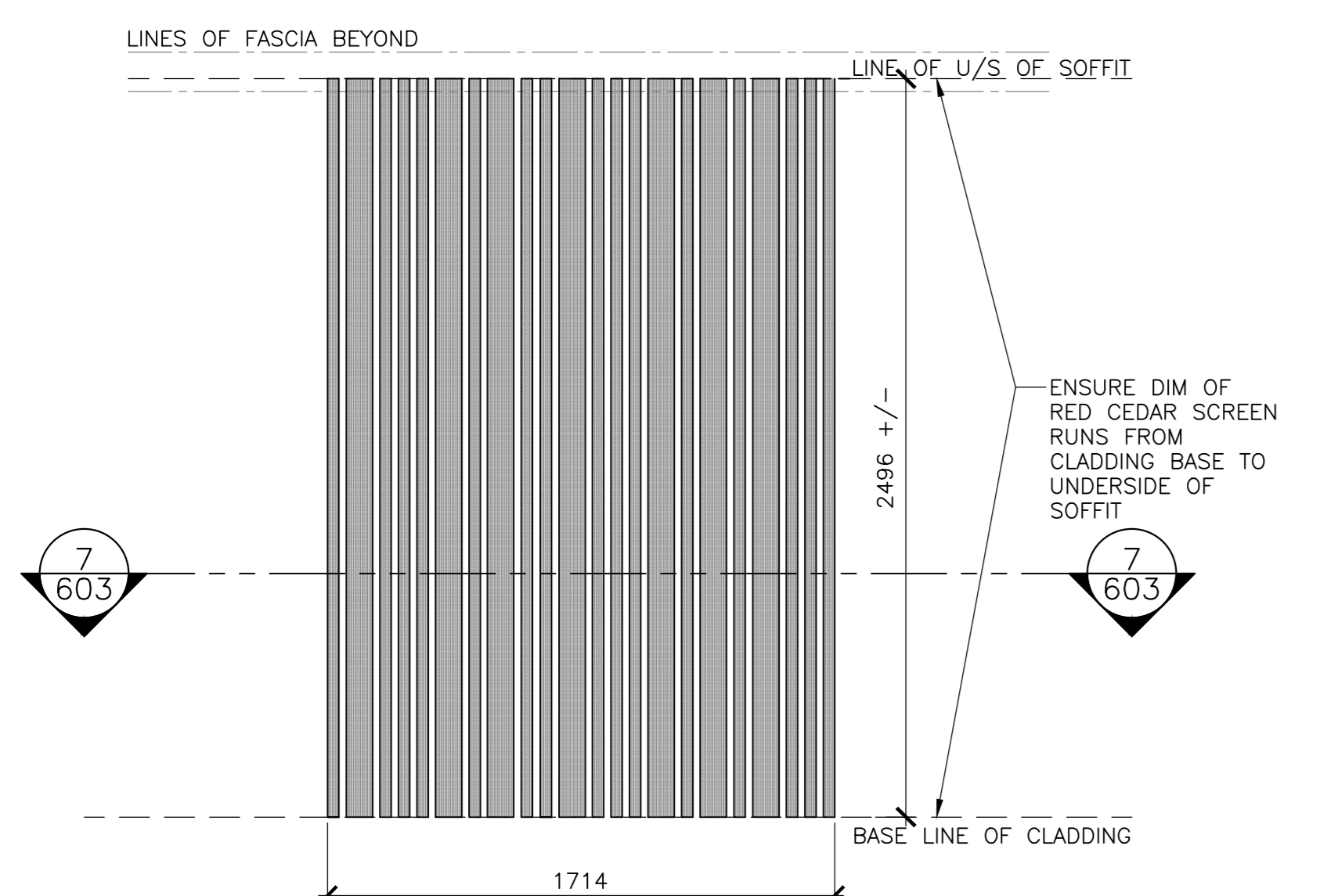
**EKISTICS PLANNING & DESIGN**  
 1 STARR LANE, DARTMOUTH  
 PH: (902)461-2525 FAX: (902)465-3131



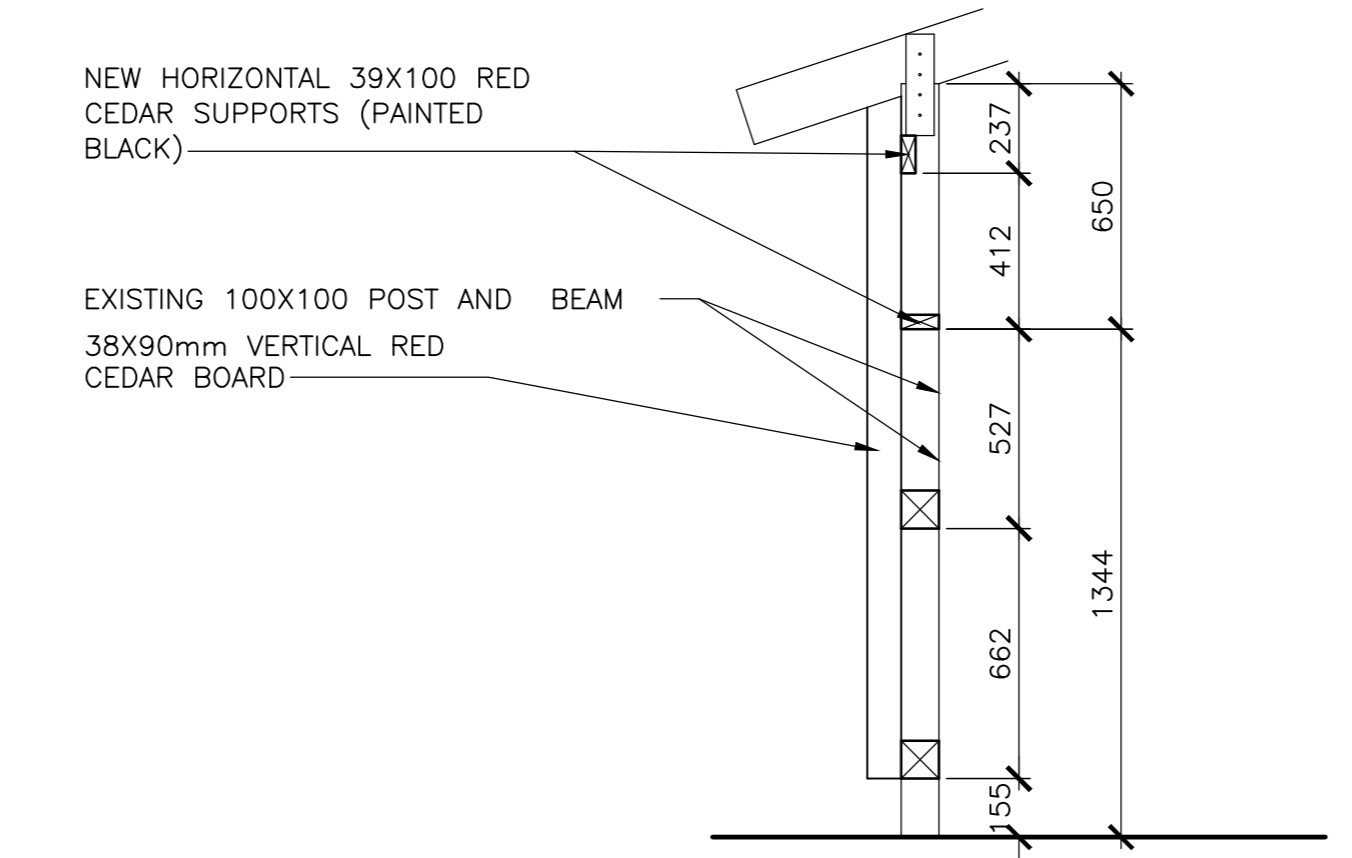
**1** RED CEDAR PORCH SCREEN ELEVATION - E AND F  
 SCALE : 1:20



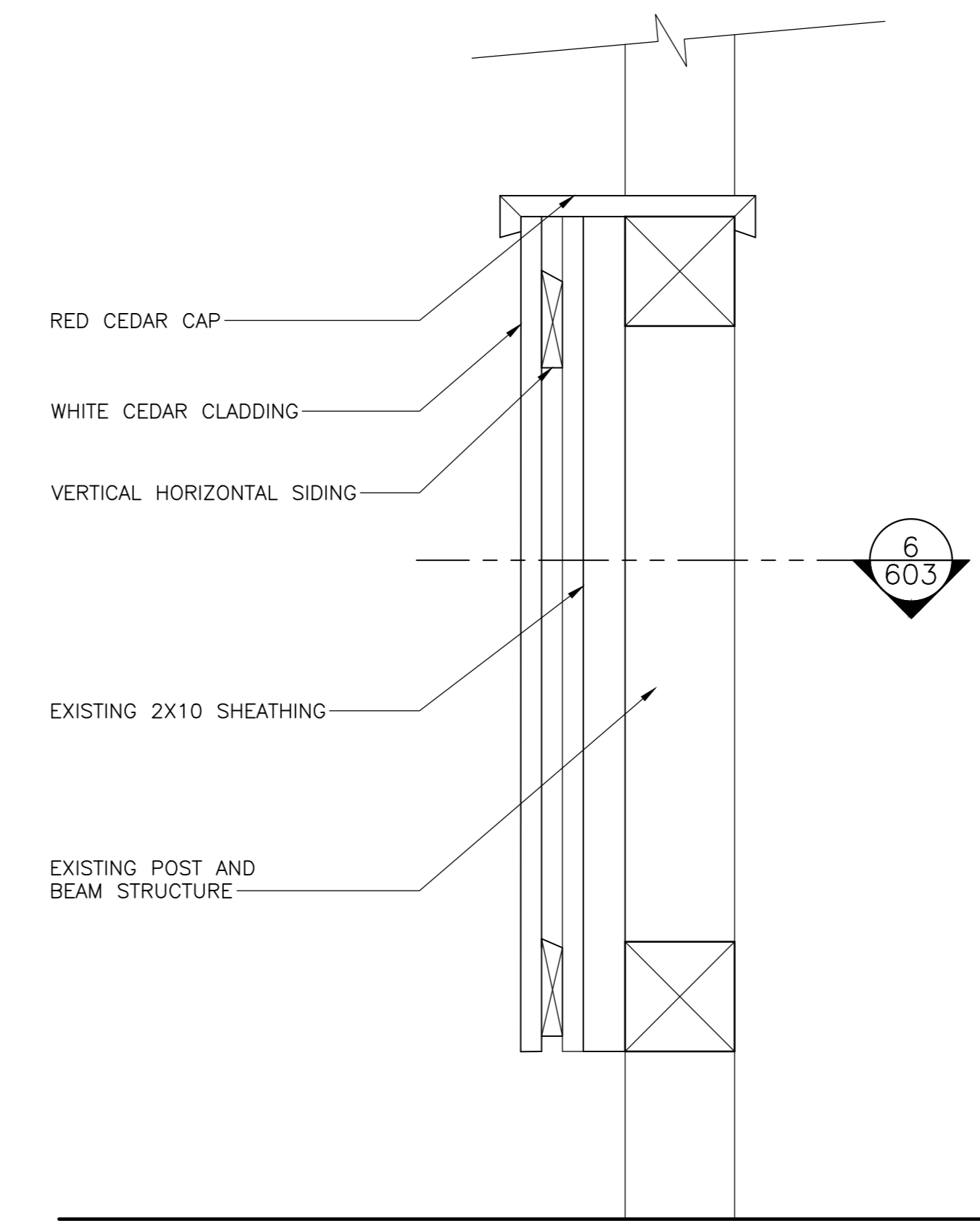
**2** RED CEDAR PORCH SCREEN ELEVATION - E AND F  
 SCALE : 1:20



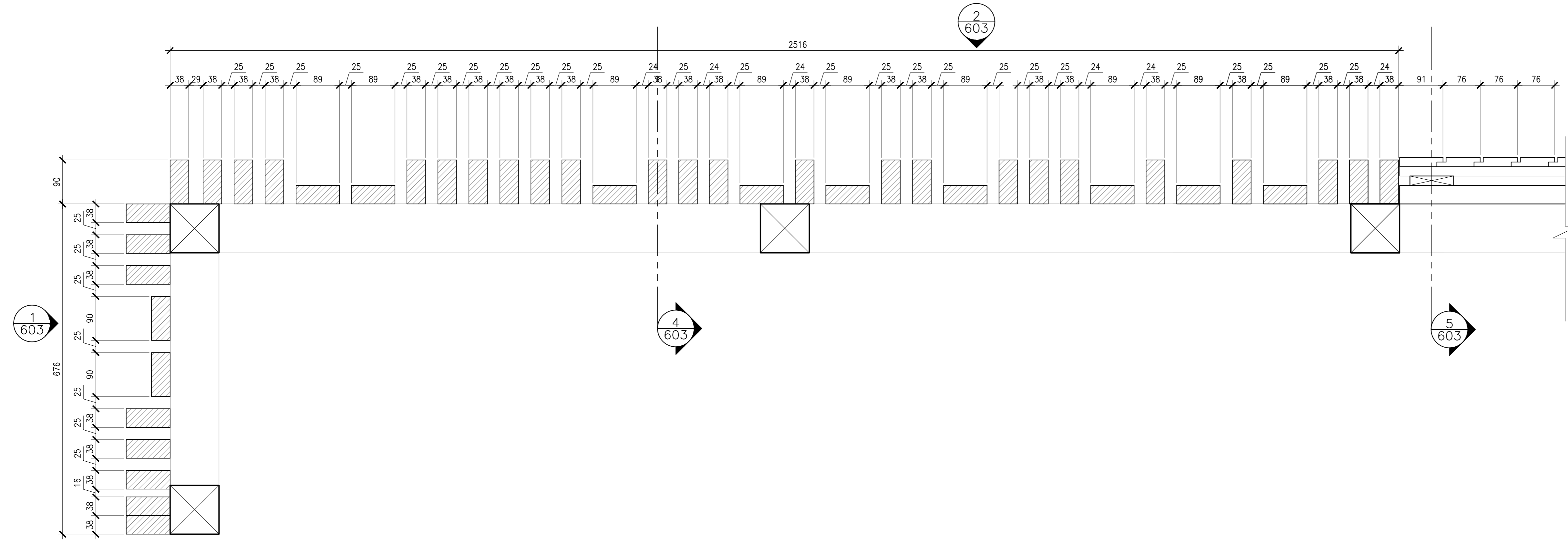
**3** RED CEDAR SCREEN ELEVATION - BUILDINGS E&F  
 SCALE : 1:20



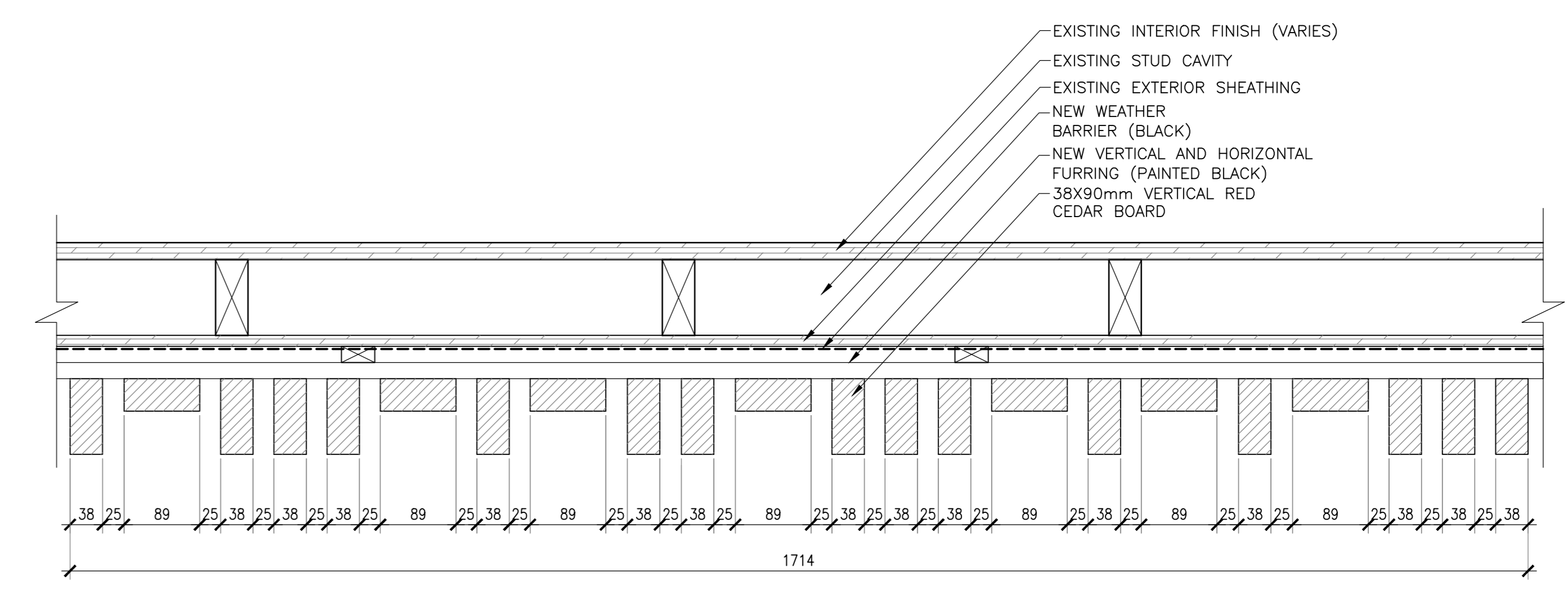
**4** RED CEDAR SCREEN SECTION - BUILDINGS A-D  
 SCALE : 1:20



**5** PORCH RAILING DETAIL  
 SCALE : 1:5



**6** RED CEDAR SCREEN CLADDING DETAIL  
 SCALE : 1:5



**7** RED CEDAR SCREEN CLADDING DETAIL  
 SCALE : 1:5

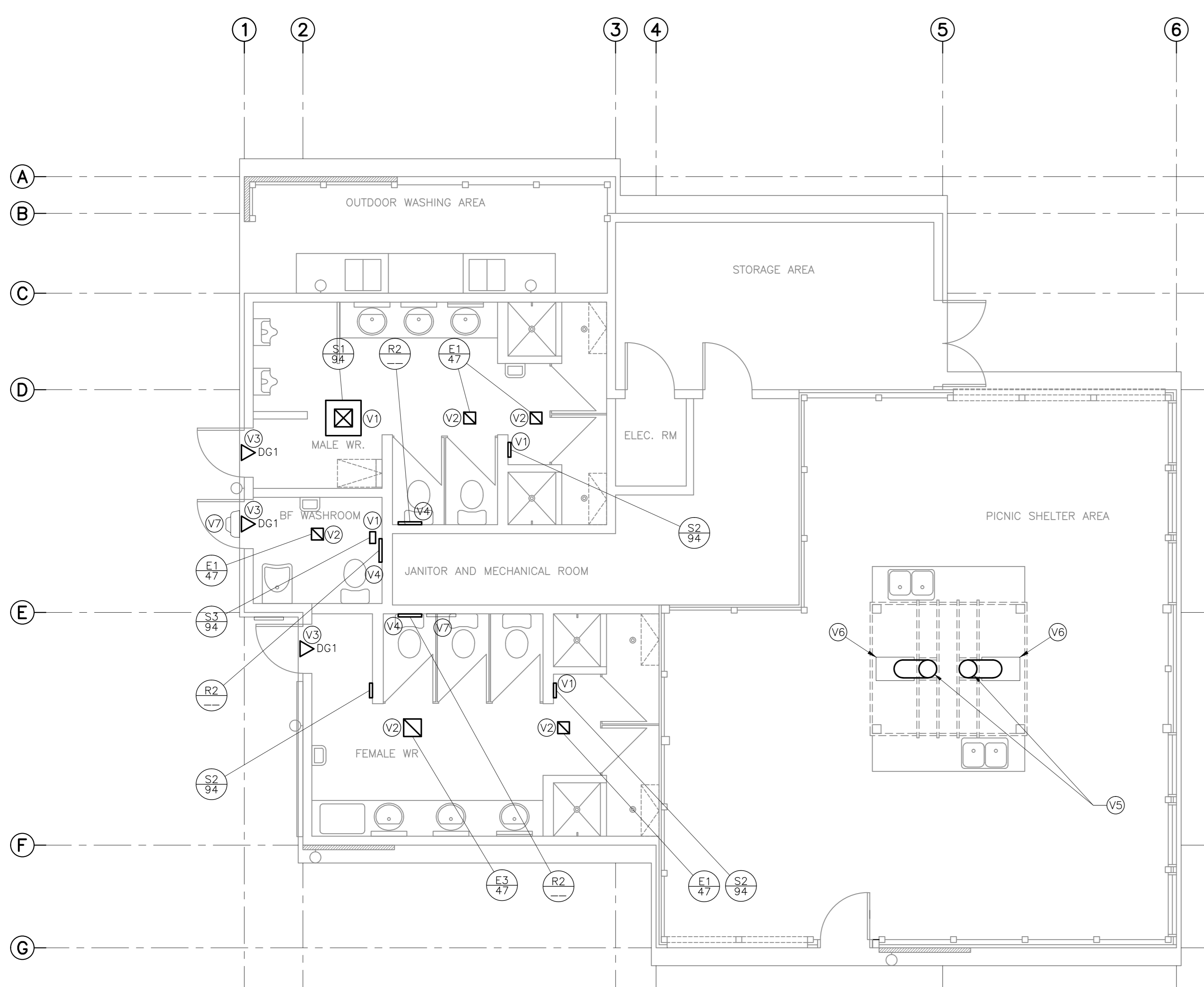
5	ISSUED FOR TENDER	01/31
4	ISSUED FOR BS8	12/21
3	ISSUED FOR BS4	11/15
2	ISSUED FOR BS3	09/25
1	ISSUED FOR BS2	08/09

project  
 FACILITY REHABILITATION  
 KOUCHIBOUGUAC  
 NATIONAL PARK  
 KOUCHIBOUGUAC  
 NEW BRUNSWICK

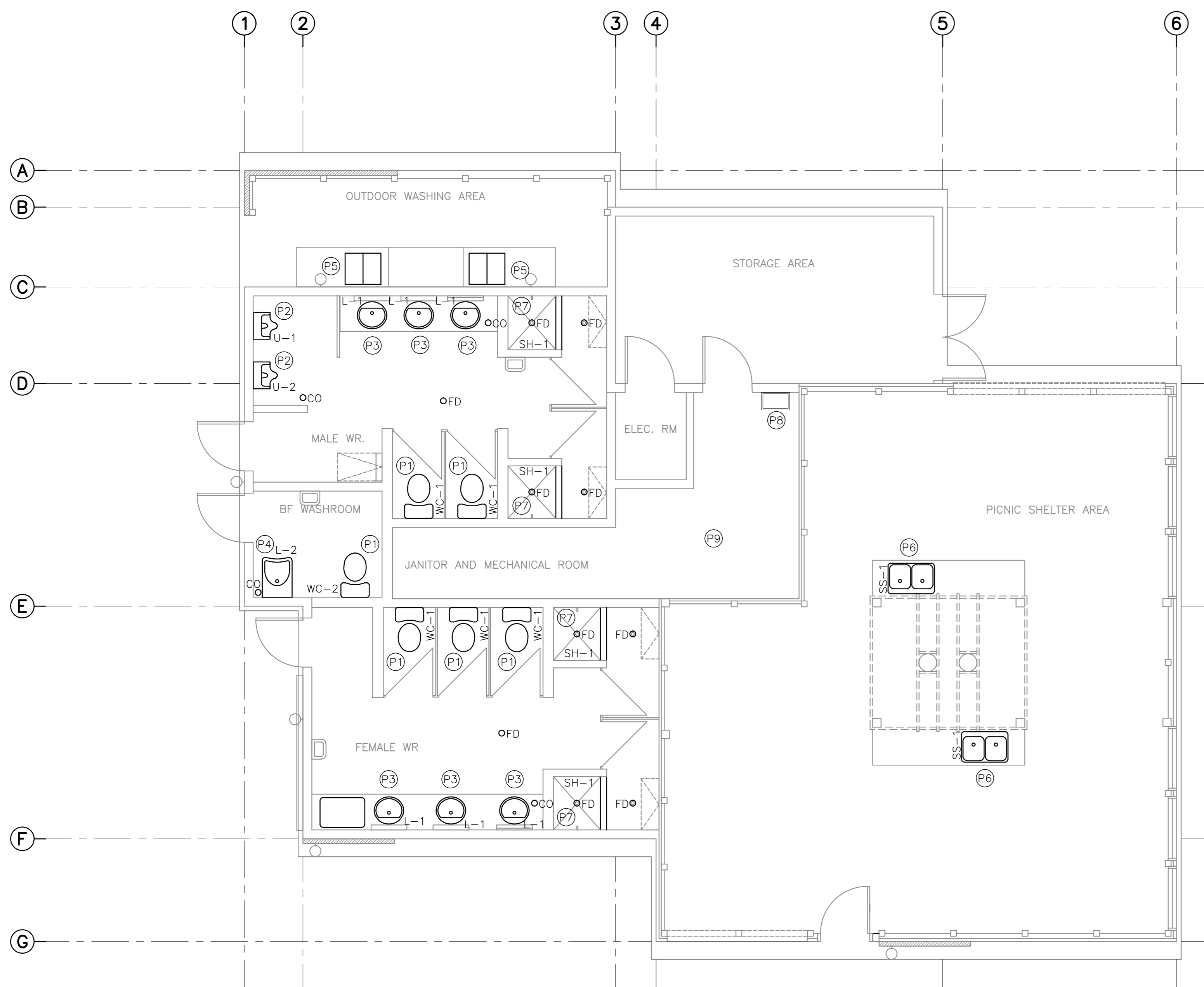
drawing  
**SERVICE BUILDINGS**  
 E,F  
 SCREEN  
 DETAILS

designed Ekistics Planning & Design  
 drawn  
 approved  
 date  
 Tender  
 PWSGC Project Manager  
 project number  
 1848-954  
 drawing no.  
 A-603





**SERVICE BUILDING 'E' -- VENTILATION**  
SCALE : 1:50



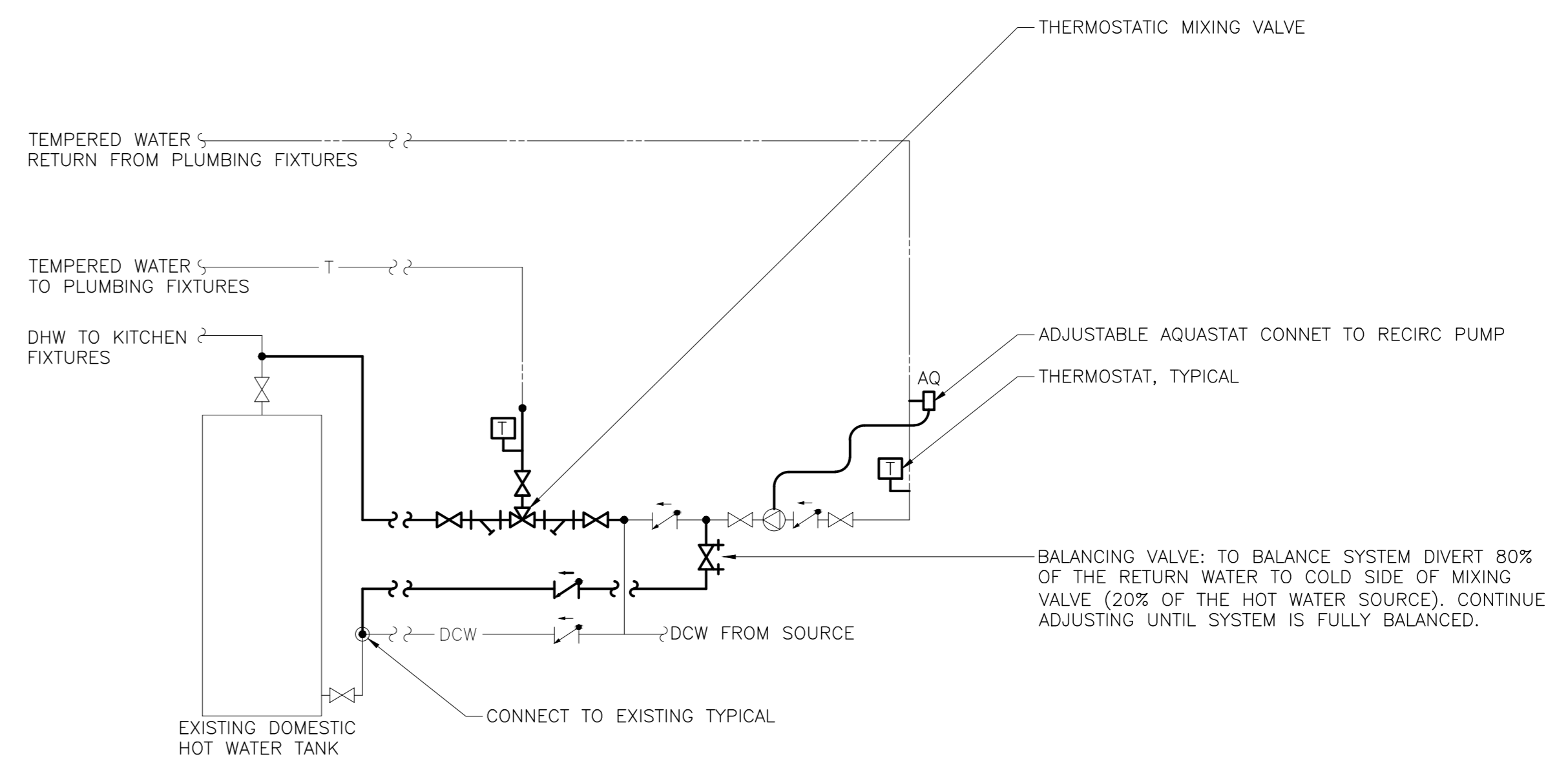
**SERVICE BUILDING 'E' -- DOMESTIC SERVICES**  
SCALE : 1:50

- CONFIRM EXACT SIZES FOR EXISTING GRILLES AND DIFFUSERS ON SITE PRIOR TO SHOP DRAWING SUBMISSION.
  - RE-BALANCE AIR FLOW FROM EXISTING FURNACE EQUALLY AMONGST SUPPLY DIFFUSERS.
- (V1) REMOVE EXISTING SUPPLY DIFFUSER AND REPLACE WITH NEW SUPPLY DIFFUSER. EXTEND DUCTWORK TO SUIT DIFFUSER LOCATION.
  - (V2) REMOVE EXISTING EXHAUST GRILLE AND REPLACE WITH NEW EXHAUST GRILLE.
  - (V3) NEW DOOR GRILLE. COORDINATE SIZE WITH FINAL DOOR SHOP DRAWING.
  - (V4) REMOVE EXISTING RETURN GRILL AND REPLACE WITH NEW RETURN GRILLE.
  - (V5) REMOVE EXISTING STOVE PIPE AND CHIMNEY. INSTALL NEW STOVE PIPE FROM STOVE TO U/S OF ROOF STRUCTURE. INCLUDE OFFSETS, SECTIONS OF PIPE AND ADAPTER FROM 150Ø TO 200Ø. PROVIDE SUITABLE FLASHING FOR STANDING METAL SEAM ROOF. FLASHING TO BE PRODUCT FROM CHIMNEY MANUFACTURER. ALLOW FOR 4M FOR OVERALL HEIGHT OF EACH STACK.
  - (V6) EXISTING WOOD STOVE TO REMAIN.
  - (V7) EXISTING WALL MOUNTED EXHAUST FAN TO REMAIN.
  - (V8) EXISTING LOUVER, AT HIGH LEVEL, TO BE REMOVED FOR RE-GLAZING OF EXTERIOR WALL. RE-INSTALL LOUVER ONCE EXTERIOR WALL IS COMPLETED.
  - (V9) REMOVE FURNACE AND HOT WATER TANK CHIMNEYS THROUGH ROOF, NOT SHOWN. INSTALL NEW CHIMNEY FOR FURNACE AND RE-INSTALL EXISTING CHIMNEY FOR HOT WATER TANK. EXTEND CHIMNEY MINIMUM 600mm ABOVE ROOF RIDGE LINE. PROVIDE SUITABLE FLASHING FOR STANDING METAL SEAM ROOF OR ASPHALT SHINGLES. FLASHING TO BE PRODUCT FROM CHIMNEY MANUFACTURER. FINAL DECISION ON FLASHING TYPE TO BE DETERMINED ON SITE.

- (P1) REMOVE EXISTING WATER CLOSET AND REPLACE WITH NEW WATER CLOSET C/W SEAL, BRAIDED FLEXIBLE RISER AND STOPS.
- (P2) REMOVE EXISTING FLOOR MOUNT URINAL AND REPLACE WITH NEW WALL MOUNT URINAL C/W FLUSH VALVE, P-TRAP AND HANGER. EXTEND SANITARY PIPING FROM FLOOR LEVEL IN WALL TO NEW URINAL.
- (P3) REMOVE EXISTING LAVATORY AND REPLACE WITH NEW LAVATORY C/W FAUCET, WASTE AND P-TRAP, BRAIDED FLEXIBLE RISERS AND STOPS.
- (P4) REMOVE EXISTING WALL MOUNTED LAVATORY AND REPLACE WITH NEW WALL MOUNTED LAVATORY C/W FAUCET, WASTE, P-TRAP, BRAIDED FLEXIBLE RISERS AND STOPS.
- (P5) REMOVE EXISTING FREE STANDING SCULLERY SINK AND EXPOSED SANITARY PIPING ON EXTERIOR WALL. RE-INSTALL EXISTING SCULLERY SINK AND FAUCET. PROVIDE NEW SANITARY PIPING AND P-TRAP, BRAIDED FLEXIBLE RISERS AND STOPS.
- (P6) REMOVE EXISTING STAINLESS STEEL SINK AND REPLACE WITH STAINLESS STEEL SINK C/W FAUCET, P-TRAP, BRAIDED FLEXIBLE RISERS AND STOPS.
- (P7) REMOVE EXISTING SHOWER TRIM AND REPLACE WITH NEW.
- (P8) EXISTING FREESTANDING UTILITY SINK TO REMAIN.
- (P9) REMOVE EXISTING THERMOSTATIC MIXING VALVE AND REPLACE WITH NEW THERMOSTATIC MIXING VALVE IN MECHANICAL ROOM. PROVIDE AQUASTAT ON THERMOSTATIC MIXING VALVE FIXTURE RETURN LINE FOR OPERATION OF SYSTEM RE-CIRCULATION PUMP.
- (P10) ALLOW FOR THE REPLACEMENT OF (1 - NPS 4) PLUMBING VENTS, NOT SHOWN THROUGH ROOF. CONFIRM SIZE OF PLUMBING VENT ON SITE. PROVIDE SUITABLE FLASHING FOR STANDING METAL SEAM ROOF OR ASPHALT SHINGLES. FINAL DECISION ON FLASHING TYPE TO BE DETERMINED ON SITE.
- (P11) REPLACE FLOOR DRAIN (FD) GRATES IN WASHROOMS. GRATE TO BE OF SAME MANUFACTURER AS EXISTING. CONFIRM QUANTITIES ON SITE.
- (P12) REPLACE CLEAN-OUT (CO) PLUGS AND O-RINGS IN WASHROOMS. PLUG AND O-RING TO BE OF SAME MANUFACTURER AS EXISTING. CONFIRM QUANTITIES ON SITE.

ITEM	PIPE CONNECTION				DESCRIPTION
	DCW	DHW	SANITARY	VENT	
WC-1	1/2	-	3	1 1/2	WATER CLOSET - FLOOR MOUNTED
WC-2	1/2	-	3	1 1/2	WATER CLOSET - FLOOR MOUNTED, BARRIER FREE
U-1	3/4	-	2	1 1/4	URINAL - WALL HUNG
U-2	3/4	-	2	1 1/4	URINAL - WALL HUNG - BARRIER FREE
L-1	1/2	1/2	1 1/4	1 1/4	LAVATORY - VANITY - BARRIER FREE
L-2	1/2	1/2	1 1/4	1 1/4	LAVATORY - WALL HUNG
SH-1	-	-	-	-	EXISTING SHOWER - TRIM TO BE REPLACED
SS-1	1/2	1/2	1 1/2	1 1/2	DOUBLE STAINLESS STEEL SINK - DROP IN

No.	DESCRIPTION	NECK DIA. (mm)	CEILING PANEL SIZE (mmXmm)	FACE SIZE (mmXmm)	FLOW RATE (l/s)	REMARKS
S1	SQUARE PLAQUE DIFFUSER	150Ø	600x600	300x300		c/w BALANCING DAMPER
S2	WALL DIFFUSER	-	-	250x150		c/w BALANCING DAMPER
S3	FLOOR DIFFUSER	-	-	200x100		c/w BALANCING DAMPER
E1	EGG CRATE FACE EXHAUST	-	-	200x200		c/w OPPOSED BLADE DAMPER
E3	EGG CRATE FACE EXHAUST	-	-	300x300		c/w OPPOSED BLADE DAMPER
R1	LOUVERED FACE RETURN	-	-	400x300		c/w BALANCING DAMPER
R2	LOUVERED FACE RETURN	-	-	250x150		c/w BALANCING DAMPER
DG1	DOOR GRILLE	-	-	500x400		c/w BORDER BOTH SIDES



**SERVICE BUILDING 'E' -- TYPICAL RECIRCULATION PIPING DIAGRAM**

**IKISTICS PLANNING & DESIGN**  
1 STARR LANE, DARTMOUTH  
PH: (902)461-2529 FAX: (902)465-3131

**amec foster wheeler**



1	RE-ISSUED FOR TENDER	FEB. 21 2018
0	ISSUED FOR TENDER	JAN. 31 2018

Facility Rehabilitation  
Kouchibouguac  
National Park  
Kouchibouguac,  
New Brunswick

**SERVICE BUILDING E  
MECHANICAL SERVICES,  
DEMOLITION AND  
NEW CONDITIONS**

designed	K.M.	conçu
date	FEBRUARY 21, 2018	
drawn	R.A.	dessiné
date	FEBRUARY 21, 2018	
approved	K.M.	approuvé
date	FEBRUARY 21, 2018	

Tender: Submission  
PM/SC Project Manager: Administrateur de projets TFGSC  
project number: no. du projet

drawing no. no. du dessin  
**H-101**



LUMINAIRE SCHEDULE				
TYPE	VOLTAGE	LAMP	DESCRIPTION	CATALOGUE NUMBER
A	120	LED 4000K 10W	100mm SQUARE RECESSED DOWNLIGHT SUITABLE FOR MOUNTING IN IMPERIAL T-BAR CEILING, GYPSUM BOARD OR LINEAR METAL CEILING, SEMI SPECULAR REFLECTOR, POLISHED INTEGRAL FLANGE, WIDE BEAM SPREAD, APPROXIMATELY 700 LUMENS	ACUITY CAT.# EVO SO 40/07 4AR LSS 120 OR APPROVED EQUAL
B	120	LED 4000K 42W	65x1220mm SUSPENDED STRIPLIGHT FIXTURE, FROSTED LENS, CHAIN SUSPEND TO 2750mm A.F.F. UNLESS OTHERWISE INDICATED, APPROXIMATELY 3900 LUMENS, WHITE FINISH	PHILIPS CAT.# LF4FR3940UDZT CHAIN HANGING KIT (AS REQUIRED); FKR-126 ACUITY CAT.# ZL2N L48 3000LM MDD MVOLT 40K 80CRI WH CHAIN HANGING KIT (AS REQUIRED); HC36 METALUX CAT.# 45NLED-LD4-34SL-LN-UNV-L840-CD1-U CHAIN HANGING KIT (AS REQUIRED); AVC-CHAIN/SET
C	120	LED 4000K 27W	1220mm WALL MOUNTED VANITY LIGHT, APPROXIMATELY 2600 LUMENS, WHITE FINISH	ALW CAT.# FB5MB 4' LOW 4000K 0/10V/ EXT/R 120 WH OR APPROVED EQUAL
C1	120	LED 4000K 16W	610mm WALL MOUNTED VANITY LIGHT, APPROXIMATELY 1300 LUMENS, WHITE FINISH	ALW CAT.# FB5MB 2' LOW 4000K 0/10V/ EXT/R 120 WH OR APPROVED EQUAL
D	120	LED 4000K 16W	1220mm RECESSED LINER LIGHT FIXTURE, FROSTED LENS, APPROXIMATELY 1500 LUMENS, WHITE FINISH	PHILIPS CAT.# 39COLAKLS34FT71E ACUITY BRANDS CAT.# SL4L LOP 4FT FLP GB 80CRI 40K 400LMF 120 ZT AXIS LIGHTING CAT.# BRLED 400 80 40 FL 4 W 120 DP 1 D
D1	120	LED 4000K 16W	610mm RECESSED LINER LIGHT FIXTURE, FROSTED LENS, APPROXIMATELY 1500 LUMENS, WHITE FINISH	PHILIPS CAT.# 39COLAKLS34FT71E ACUITY BRANDS CAT.# SL4L LOP 4FT FLP GB 80CRI 40K 400LMF 120 ZT AXIS LIGHTING CAT.# BRLED 400 80 40 FL 4 W 120 DP 1 D
E	120	LED 4000K 12W	150mm ROUND RECESSED SHOWER LIGHT, IP65 RATED, WHITE.	METALUX CAT.# EVO 40/10 6 DFR 120 OR APPROVED EQUAL
F	120	LED 4000K 18W	LOW PROFILE EXTERIOR WALL PACK, DIE-CAST ALUMINUM CONSTRUCTION, STAINLESS STEEL HARDWARE, BLACK FINISH, MATCH EXISTING FIXTURE MOUNTING HEIGHTS	EUREKA CAT.# 3456-BLKE OR APPROVED EQUAL
G	120	LED 4000K 22W	100x1524mm LINER STRIPLIGHT, WET LISTED, BLACK FINISH	AXIS LIGHTING CAT.# WBSLED 500 80 40 S 5 BLK 120 DP 1 SC OR APPROVED EQUAL

DEMOLITION LEGEND	
SYMBOL	DESCRIPTION
'E'	INDICATES EXISTING TO REMAIN.
'D'	INDICATES EXISTING TO BE REMOVED BY THIS CONTRACTOR

LIGHTING LEGEND	
SYMBOL	DESCRIPTION
'g' \$	SINGLE POLE LINE VOLTAGE LIGHT SWITCH, 'g' INDICATES SWITCHING.
⌘	CEILING MOUNT OCCUPANCY SENSOR
A	1220mm SUSPENDED OR SURFACE MOUNTED LIGHT FIXTURE, 'A' INDICATES FIXTURE TYPE.
B	1220mm RECESSED LIGHT FIXTURE, 'B' INDICATES FIXTURE TYPE.
C	610mm WALL MOUNTED LIGHT FIXTURE, 'C' INDICATES FIXTURE TYPE.
D	RECESSED SQUARE POT LIGHT 'D' DENOTES FIXTURE TYPE.
E	WALL MOUNTED LIGHT FIXTURE 'E' INDICATES FIXTURE TYPE.
⚡	EMERGENCY LIGHTING BATTERY UNIT, WALL MOUNTED, c/w BATTERY PACK, DUAL HEADS

OCCUPANCY SENSOR SCHEDULE		
TYPE	DESCRIPTION	CATALOGUE NUMBER
⌘	PIR/ULTRASONIC MULTI-TECHNOLOGY TYPE SENSOR, CEILING MOUNTED, 120V, WHITE, 360° FIELD OF VIEW, ADJUST SENSOR COVERAGE ON SITE TO HAVE 93m2 COVERAGE MAX (ULTRASONIC)	LEVITON CAT.# 03C10-MDW HUBBELL CAT.# OMNIDT2000BP1277 GREENGATE CAT.# OAC-DT-2000-MV

POWER LEGEND	
SYMBOL	DESCRIPTION
⊖	15A, 120V SINGLE RECEPTACLE
⊖⊖	15A, 120V DUPLEX RECEPTACLE
⊖⊖	DUPLEX RECEPTACLE MOUNTED ABOVE COUNTER
⊖⊖GFCI	DUPLEX RECEPTACLE c/w GROUND FAULT CIRCUIT INTERRUPTER, MOUNTED ABOVE COUNTER
⊖	DIRECT CONNECTION TO EQUIPMENT
■	LIGHTING/POWER PANEL

EMERGENCY FIXTURE SCHEDULE				
TYPE	VOLTAGE	LAMP	DESCRIPTION	CATALOGUE NUMBER
⚡	120	6W MR16 LED	STEEL BATTERY UNIT RATED FOR 72 WATTS FOR 30 MINUTES MOUNTED 2400mm A.F.F. UNLESS OTHERWISE NOTED, 120V SUPPLY VOLTAGE c/w CORD AND PLUG, NUMBER OF LAMPS AS SHOWN ON DRAWINGS, INSTALL SINGLE RECEPTACLE AT SAME HEIGHT ADJACENT TO BATTERY UNIT.	LUMACELL CAT.# RG12C722LD10-ATN AIMLITE CAT.# EBST12072/2MB6WLAWH-ATD READY-LITE CAT.# LDXC1272ADN2LD10

EXISTING PANEL #	LOCATION:	BUILDING E - ELECTRICAL ROOM				INTERRUPTING RATING		10,000		AMPS			
		VOLTAGE	120/240	PANEL TYPE		MAINS	LUGS						
E	PHASE/WIRES	1φ, 3W	BKR TYPE	BOLT ON	MOUNTING		MCS	70	AMPS	BUS	100	AMPS	
					A	B							
	DESIGNATION	LOAD (VA)		AWG	CCT #	BKR	A	B	BKR	CCT #	AWG	LOAD (VA)	DESIGNATION
	RECEPTACLE PANEL				1A	15A			15A	2A			LIGHTING MECHANICAL
	OUTSIDE LIGHTING-KITCHEN				1B	15A			15A	2B			FURNACE
	WASHROOM RECEPTACLES				3	15A			15A	4A			WATER HEAT
									15A	4B			WASHROOM LIGHTING
									15A	6A			EXHAUST FAN
	WATER PUMP				5	15A			15A	6B			OUTSIDE LIGHTING WASHROOM
					7	2P			15A	8A			UNKNOWN
	UNKNOWN				9A	15A			15A	8B			UNKNOWN
(NOTE 1)	HAND DRYERS - MALE/BF WR.				9B	20A				10			SPACE
(NOTE 1)	HAND DRYER - FEMALE WR.				11A	20A				12			SPACE
	UNKNOWN				11B	15A							
	NOTES:												
	1. REMOVE EXISTING HANDLE TIE BETWEEN BREAKERS.												
	2. REMOVE EXISTING BLANK COVER PLATE & INSTALL NEW COVER PLATE.												
		LOAD			WATTS		AMPS						
		PHASE A											
		PHASE B											
		PHASE C											
		TOTAL						EXISTING MINI POWER CENTRE FED FROM 50A MAIN BREAKER					

REVISED PANEL #	LOCATION:	BUILDING E - ELECTRICAL ROOM				INTERRUPTING RATING		10,000		AMPS			
		VOLTAGE	120/240	PANEL TYPE		MAINS	LUGS						
E	PHASE/WIRES	1φ, 3W	BKR TYPE	BOLT ON	MOUNTING		MCS	70	AMPS	BUS	100	AMPS	
					A	B							
	DESIGNATION	LOAD (VA)		AWG	CCT #	BKR	A	B	BKR	CCT #	AWG	LOAD (VA)	DESIGNATION
	RECEPTACLE-ELEC. RM.	120		12	1A	15A			15A	2A	12	312	LIGHTING-MECH/IAN,ELEC. RM.
	EXTERIOR LIGHTING-KITCHEN	36		12	1B	15A			15A	2B			FURNACE
	WASHROOM RECEPTACLES		480	12	3	15A			15A	4A	12	589	WATER HEAT
									15A	4B			LIGHTING-WASHROOMS
									15A	6A			EXHAUST FAN
	WATER PUMP				5	15A			15A	6B	12	98	EXTERIOR LIGHTING
					7	2P			15A	8A			UNKNOWN
	EXISTING CIRCUIT				9A	15A			15A	8B			UNKNOWN
	EXISTING CIRCUIT				9B	20A				10			SPACE
	EXISTING CIRCUIT				11A	20A				12			SPACE
	EXISTING CIRCUIT				11B	15A							
	NOTES:												
		LOAD			WATTS		AMPS		BOLD TEXT INDICATES NEW				
		PHASE A						FADED TEXT INDICATES EXISTING					
		PHASE B											
		PHASE C											
		TOTAL						EXISTING MINI POWER CENTRE FED FROM 50A MAIN BREAKER					

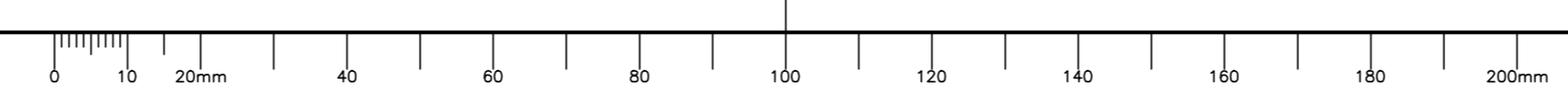


1	RE-ISSUED FOR TENDER	FEB. 21 2018
0	ISSUED FOR TENDER	JAN. 31 2018

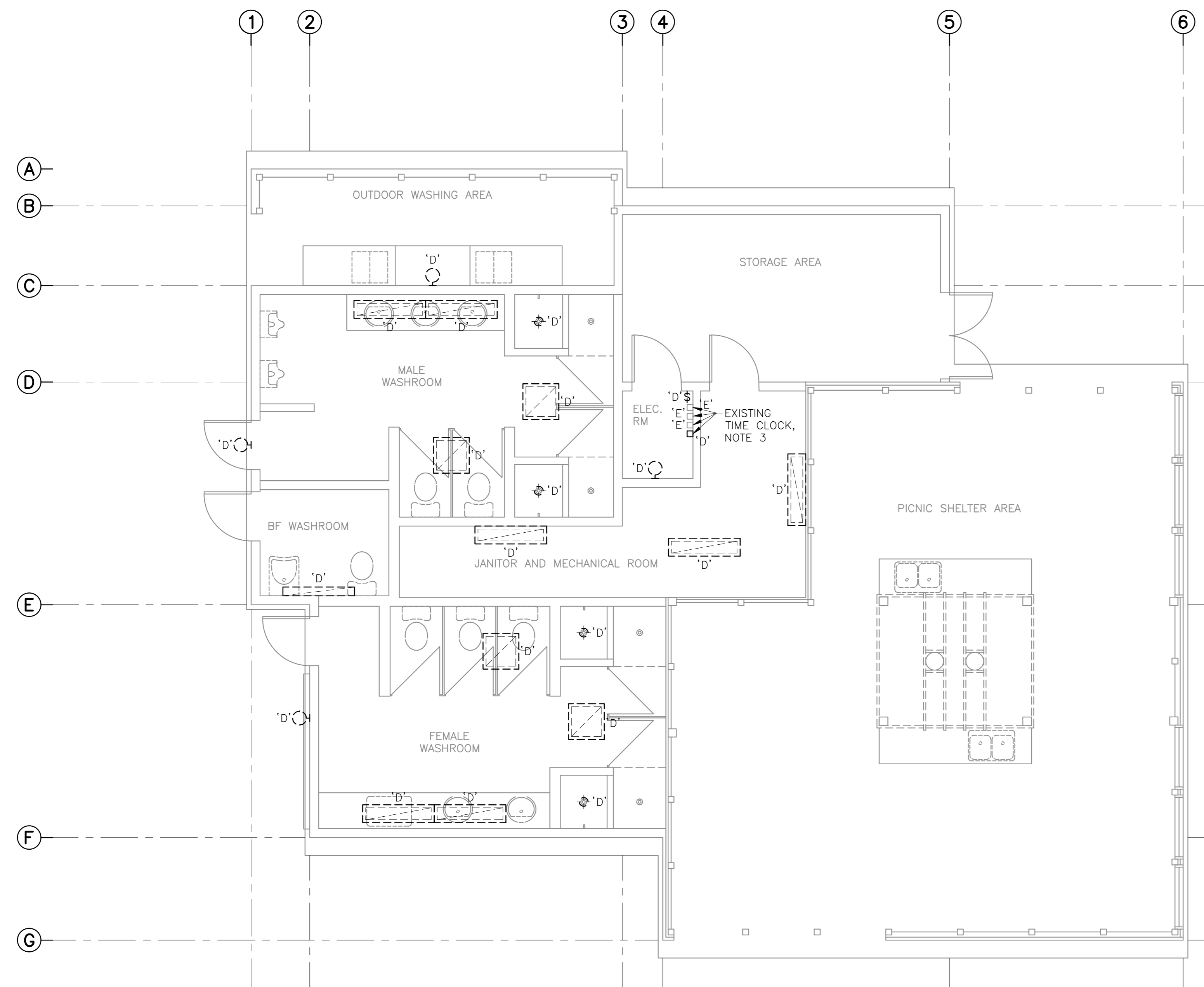
Facility Rehabilitation  
Kouchibouguac  
National Park  
Kouchibouguac,  
New Brunswick

SERVICE BUILDING E  
LEGENDS, FIXTURE  
AND PANEL SCHEDULES

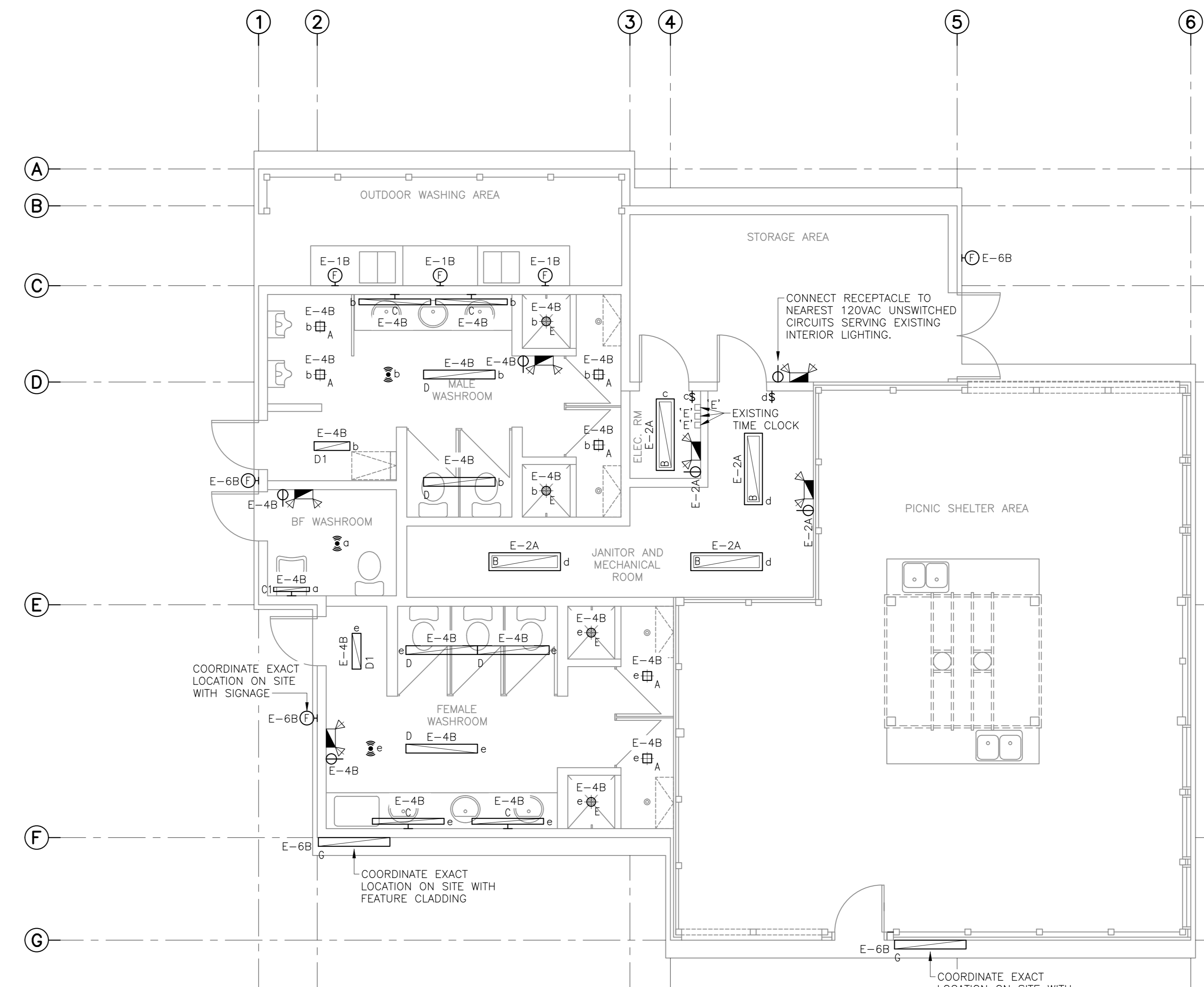
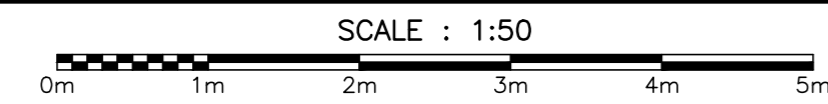
designed J.N./M.P.	conçu
date FEBRUARY 21, 2018	
drawn J.N./M.P.	dessiné
date FEBRUARY 21, 2018	
approved Z.H.	approuvé
date FEBRUARY 21, 2018	
Tender	Soumission
PM/SC Project Manager Administrateur de projets TFGSC	
project number	no. du projet
drawing no.	no. du dessin
E-101	



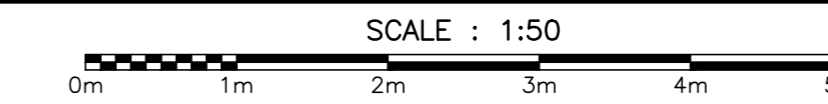




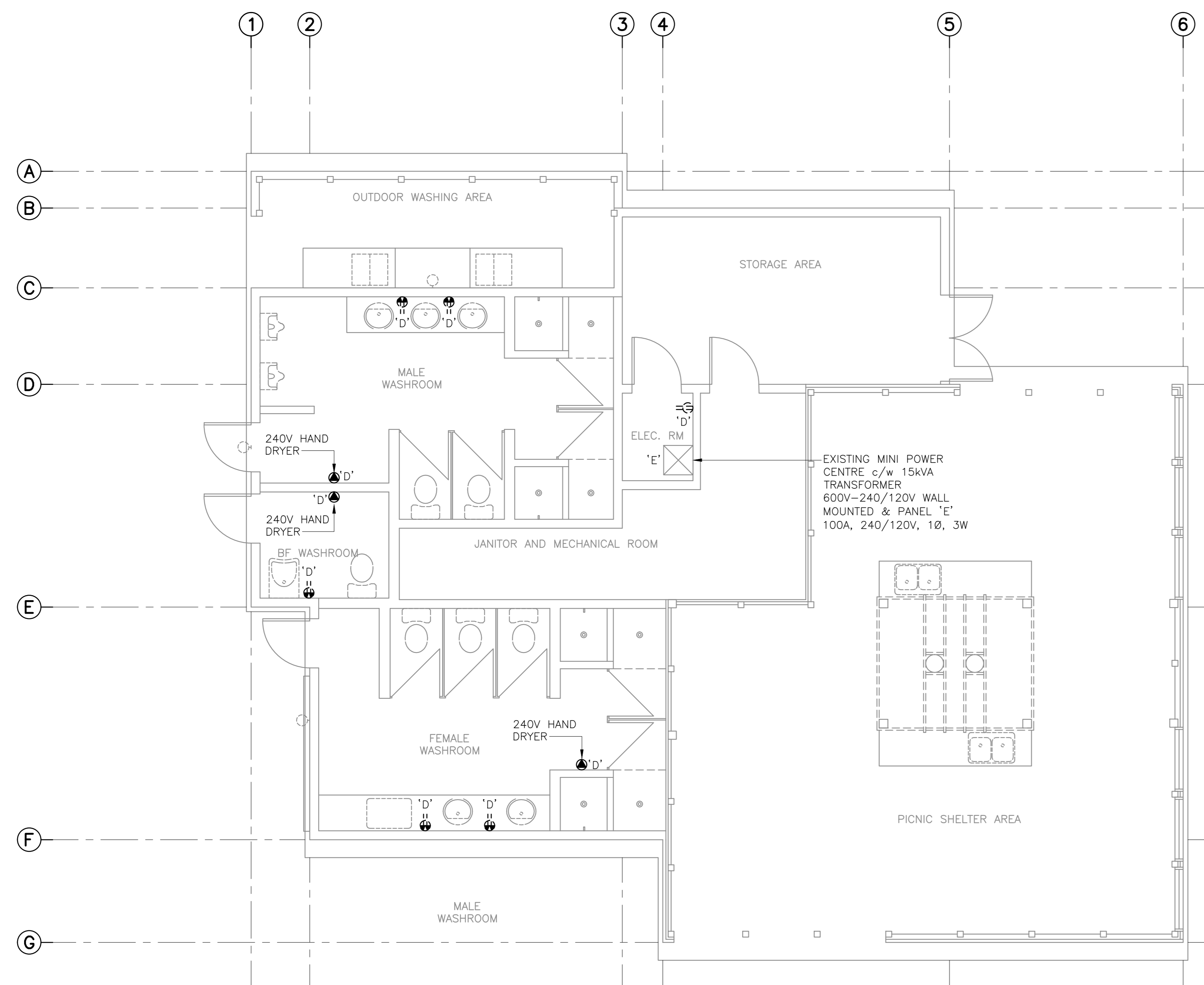
WASHROOM E - DEMOLITION LIGHTING PLAN



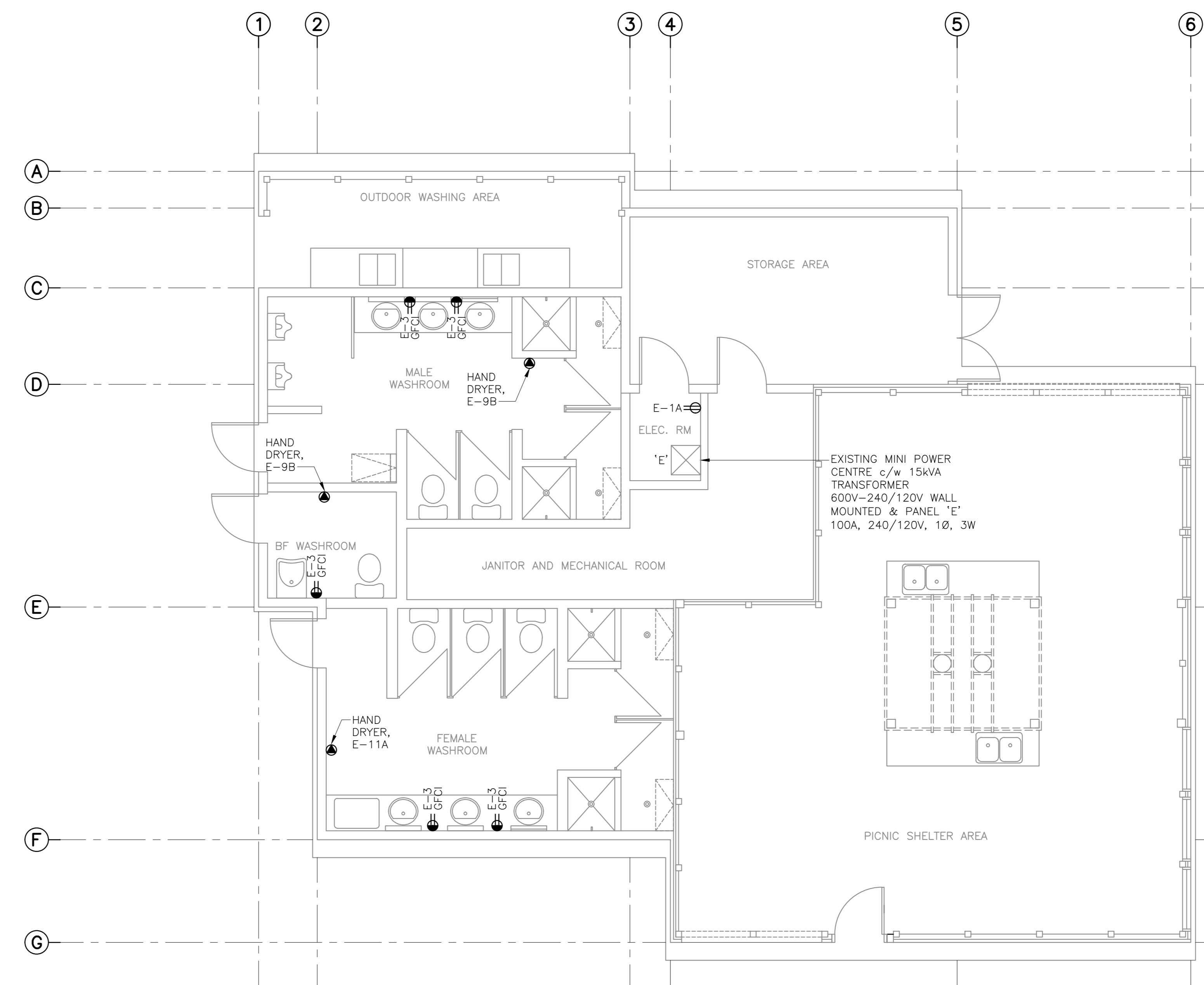
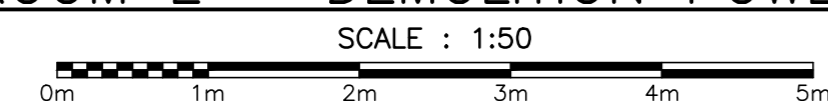
WASHROOM E - REVISED LIGHTING PLAN



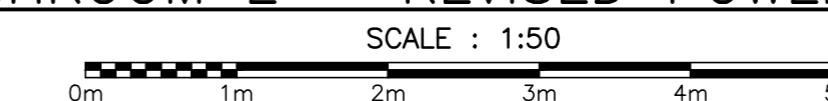
NOTES	
1	DEMOLITION DRAWINGS ARE BASED ON EXISTING AS-BUILT DRAWINGS AND INFORMATION COLLECTED ON SITE THROUGH VISUAL INSPECTIONS. NOT ALL EXISTING EQUIPMENT AND DEVICES MAY BE SHOWN AND LOCATIONS MAY VARY. CONFIRM EXISTING CONDITIONS PRIOR TO COMMENCING ANY WORK.
2	CONNECT RECEPTABLES FOR EMERGENCY LIGHTING BATTERY UNITS TO 120VAC UNSWITCHED CIRCUIT.
3	MAINTAIN EXISTING TIME CLOCK FOR FAN, EXTERIOR KITCHEN LIGHTING AND EXTERIOR LIGHTING. REMOVE TIME CLOCK CONTROLLING INTERIOR WASHROOM LIGHTING. INSTALL LAMICOID LABELS ON EXISTING TIME CLOCKS IDENTIFYING EQUIPMENT OR LIGHTING CONTROLLED.



WASHROOM E - DEMOLITION POWER PLAN



WASHROOM E - REVISED POWER PLAN



1	RE-ISSUED FOR TENDER	FEB. 21 2018
0	ISSUED FOR TENDER	JAN. 31 2018

Facility Rehabilitation  
Kouchibouguac  
National Park  
Kouchibouguac,  
New Brunswick

**SERVICE BUILDING E  
DEMOLITION, REVISED  
LIGHTING AND POWER  
PLANS**

designed J.N. conçoit  
date FEBRUARY 21, 2018  
drawn J.N. dessine  
date FEBRUARY 21, 2018  
approved Z.H. approuve  
date FEBRUARY 21, 2018

Tender Soumission  
PWSSC Project Manager Administrateur de projets TPSSC  
project number no. du projet