

KOUCHIBOUGUAC NATIONAL PARK

RYAN'S BUILDING (RENTAL BUILDING)

ARCHITECTURAL:

A-101 DEMOLITION PLANS
A-102 FLOOR & ROOF PLANS
A-103 REFLECTED CEILING PLAN
A-201 BUILDING ELEVATIONS
A-202 BATHROOM ELEVATIONS
A-203 BATHROOM ELEVATIONS
A-301 CLADDING AND ROOFING TYPICAL DETAILS
A-501 MISCELLANEOUS DETAILS
A-601 RENTAL MILLWORK
A-602 RENTAL MILLWORK
A-603 RENTAL MILLWORK
A-604 SCREEN DETAILS
A-605 CONCESSION WINDOW

MECHANICAL:

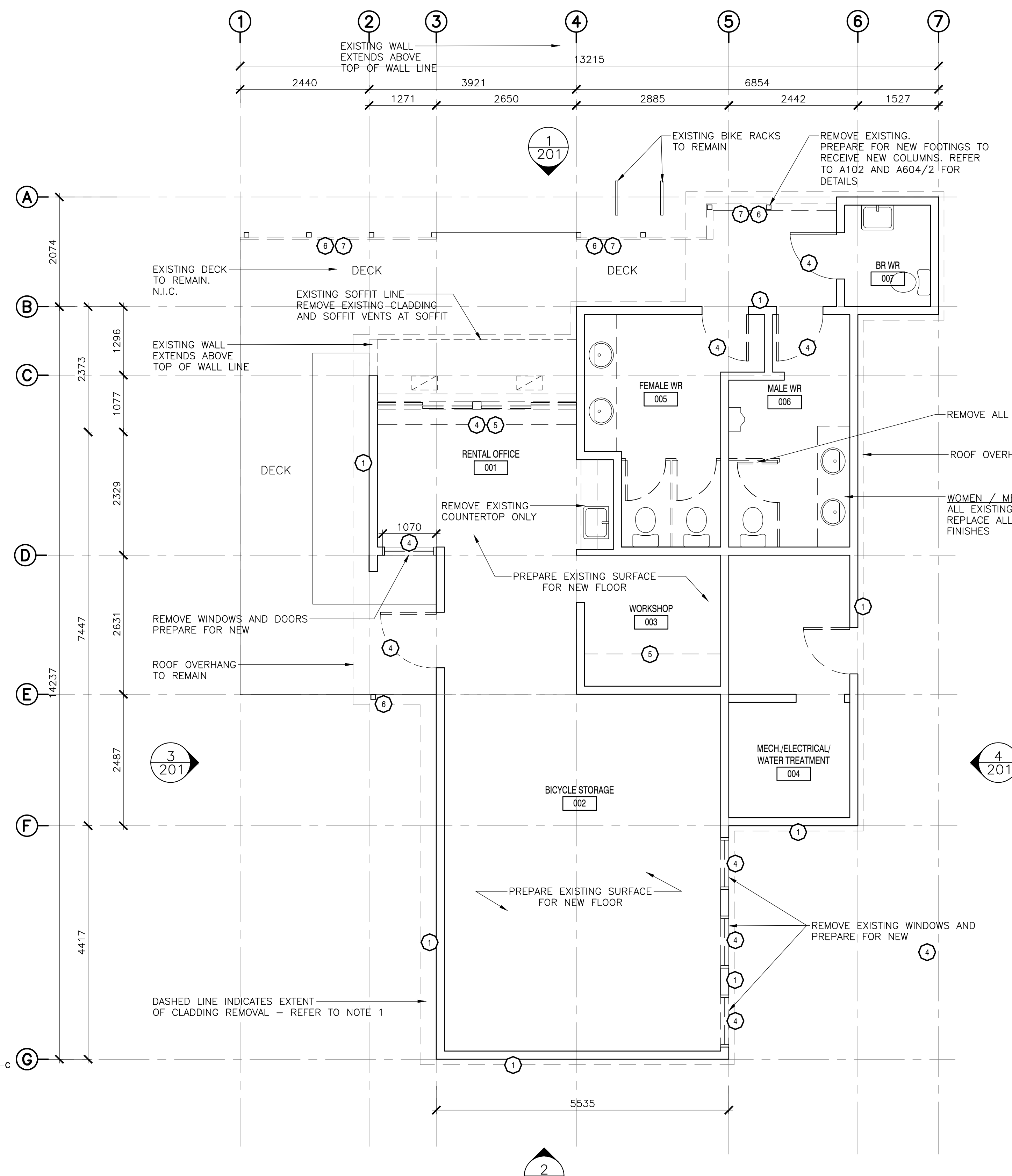
H-101 MECHANICAL SERVICES NEW CONDITIONS

ELECTRICAL:

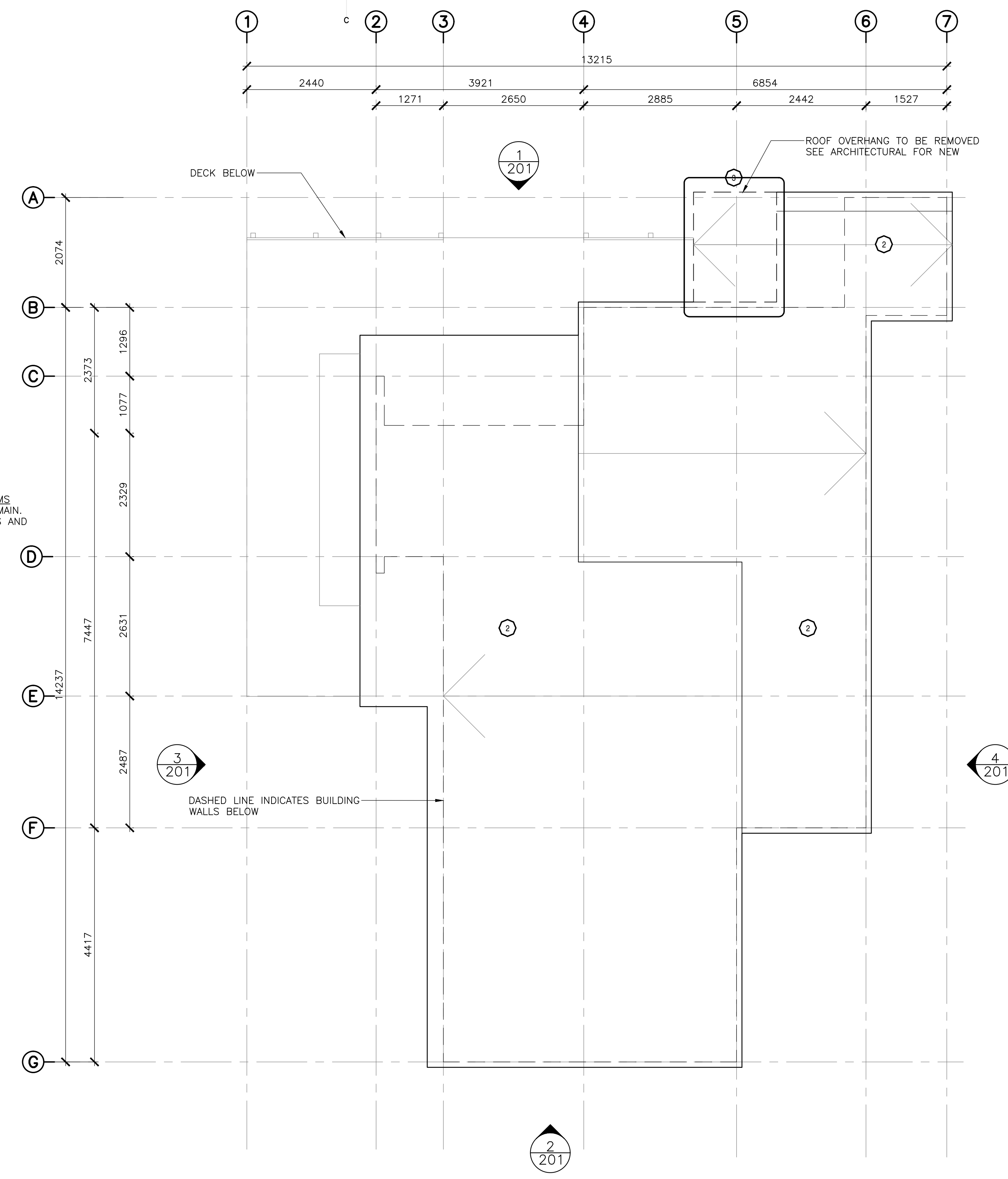
E-101 LEGENDS FIXTURES AND PANEL SCHEDULES
E-102 DEMOLITION AND REVISED LIGHTING AND POWER PLANS



ISSUED FOR TENDER
JANUARY 31, 2018



1
101 FLOOR PLAN – EXISTING / DEMOLITION
SCALE : 1:50



2
102 ROOF PLAN – EXISTING / DEMOLITION
SCALE : 1:50

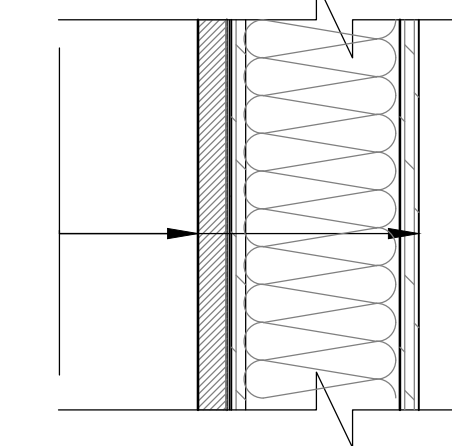
DEMOLITION NOTES – RYAN'S BUILDING	
SYMBOL	DESCRIPTION
①	CONTRACTOR TO REMOVE ALL EXISTING EXTERIOR CLADDING ASSEMBLY, INCLUDING STRAPPING, RIDG INSULATION AND BUILDING PAPER WHERE APPLICABLE. PREPARE FOR NEW ASSEMBLIES. EXTERIOR WALL SHEATHING TO BE ASSESSED FOR RECEIVING NEW SIDING. EXISTING FLASHING AND TRIMS TO BE REMOVED AND PREPARED TO RECEIVE NEW. ANY DAMAGED COMPONENTS OF THE EXISTING ASSEMBLY TO BE REPORTED TO PARKS CANADA REPRESENTATIVE. PREPARE SURFACES FOR NEW ASSEMBLY. REFER TO EXISTING AND NEW ASSEMBLIES.
②	CONTRACTOR TO DEMOLISH ALL EXISTING ROOF SHINGLES AND UNDERLAYMENT. PREPARE FOR NEW ASSEMBLIES. EXTERIOR ROOF SHEATHING TO BE ASSESSED FOR RECEIVING NEW ROOFING. ANY DAMAGE TO ROOF SHEATHING, ROOF / WALL TRANSITIONS AND ROOF SUB-STRUCTURE TO BE REPORTED TO PARKS CANADA REPRESENTATIVE. EXISTING FLASHING TO BE REMOVED. PREPARE SURFACES TO RECEIVE NEW FLASHING AT TRANSITIONS, ROOF PENETRATIONS AND WHERE REQUIRED. ROOF FASCIA BOARDS AND GUTTERS TO BE REMOVED AND REPLACED WHERE APPLICABLE. REFER TO EXISTING AND NEW ASSEMBLIES.
③	CONTRACTOR TO REMOVE EXISTING ROOF OVERHANG AS INDICATED – REFER TO ARCHITECTURAL DRAWINGS FOR NEW CONDITIONS
④	CONTRACTOR TO REMOVE ALL WINDOWS, EXISTING PASS-THROUGH WINDOW AND ALL DOORS. PREPARE FOR NEW CONDITIONS – REFER TO ALL ARCHITECTURAL DRAWINGS FOR REFERENCE
⑤	CONTRACTOR TO REMOVE EXISTING MILLWORK AND PREPARE FOR NEW, EXCEPT FOR MW6 WHICH IS TO RECEIVE NEW COUNTERTOP SURFACE ONLY.
⑥	CONTRACTOR TO REMOVE EXISTING EXTERIOR COLUMNS AND PREPARE NEW FOOTINGS TO RECEIVE NEW COLUMNS. REFER TO A102 AND A604 FOR DETAILS.
⑦	EXISTING RAILINGS TO BE REMOVED. REPAIR, PATCH, MAKE ALL SURFACES GOOD.

NOTE: ALL DRAWINGS TO BE REFERENCED FOR SCOPE OF DEMOLITION AND PREPARATION FOR NEW ASSEMBLIES/FINISHES

RENTAL BUILDING: RYAN'S – WOOD STRUCTURE WITH INSULATION

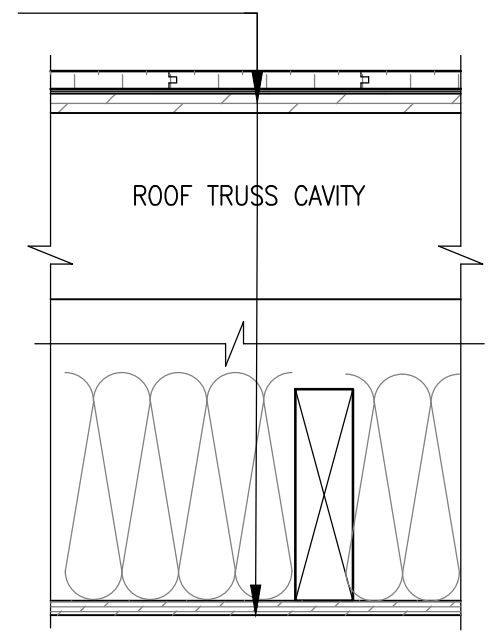
TYPICAL WALL ASSEMBLY (EXISTING)

- VERTICAL WOOD SIDING (1" X 5.6"7" ROUGH SAWN)
- 15# ASPHALT FELT BUILDING PAPER
- 9.5mm PARTICLE BOARD SHEATHING
- R-10 BATT INSULATION
- 38 X 89mm STUDS @ 400mm O.C.
- 38 X 89mm HORIZONTAL BLOCKING @ 610mm O.C.
- 9.5mm INTERIOR PLYWOOD – PAINTED



TYPICAL ROOF ASSEMBLY (EXISTING)

- ASPHALT SHINGLES
- 45# ROLL ROOFING
- 15mm PLYWOOD SHEATHING
- 38 X 235mm RAFTERS @ 400mm O.C. OVER RENTAL OFFICE
- 38 X 184mm RAFTERS @ 400mm O.C. OVER REMAINDER
- 38 X 140 CEILING JOISTS
- R-10 BATT INSULATION – CEILING
- 9.5mm PLYWOOD CEILING SUSPENDED



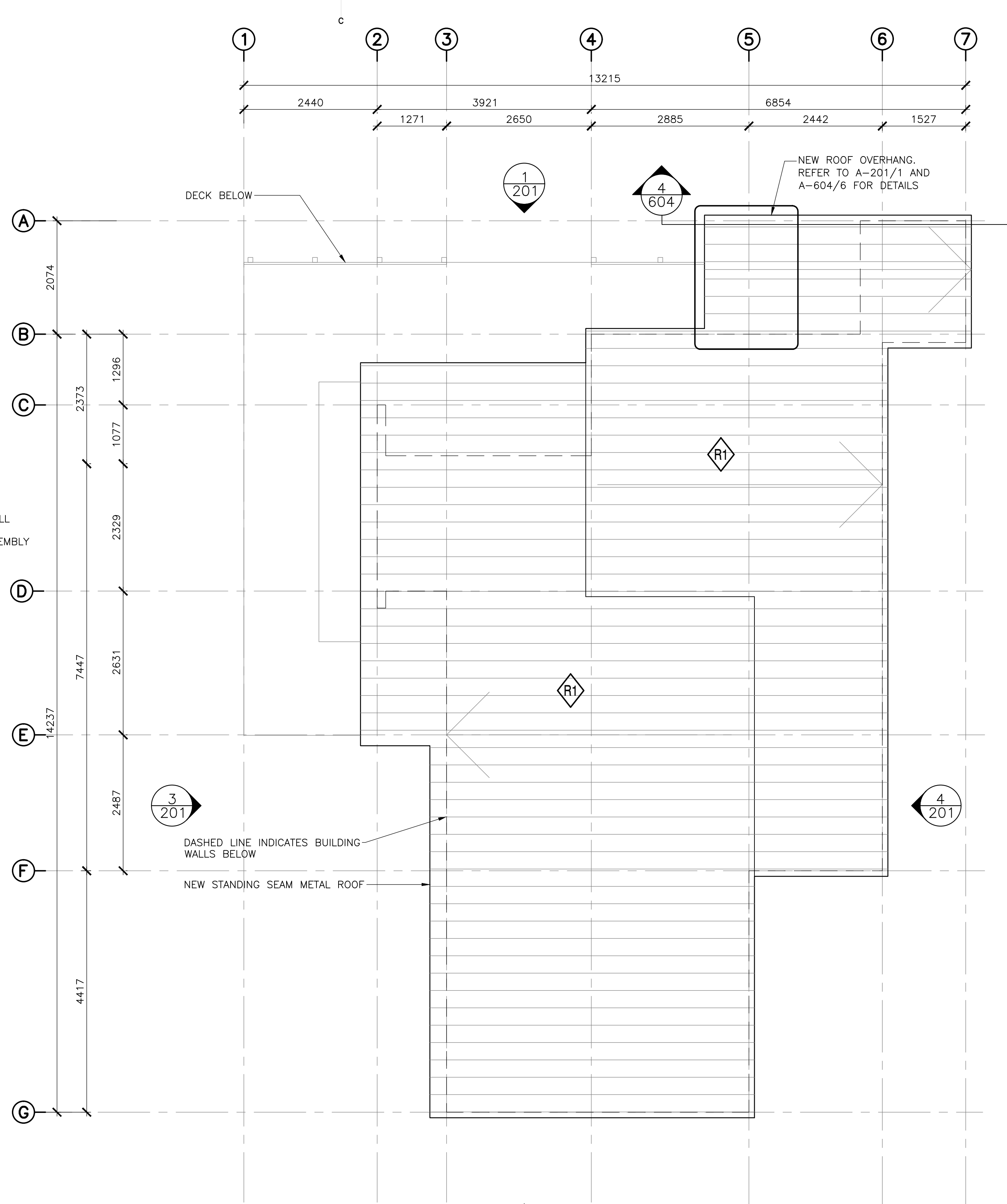
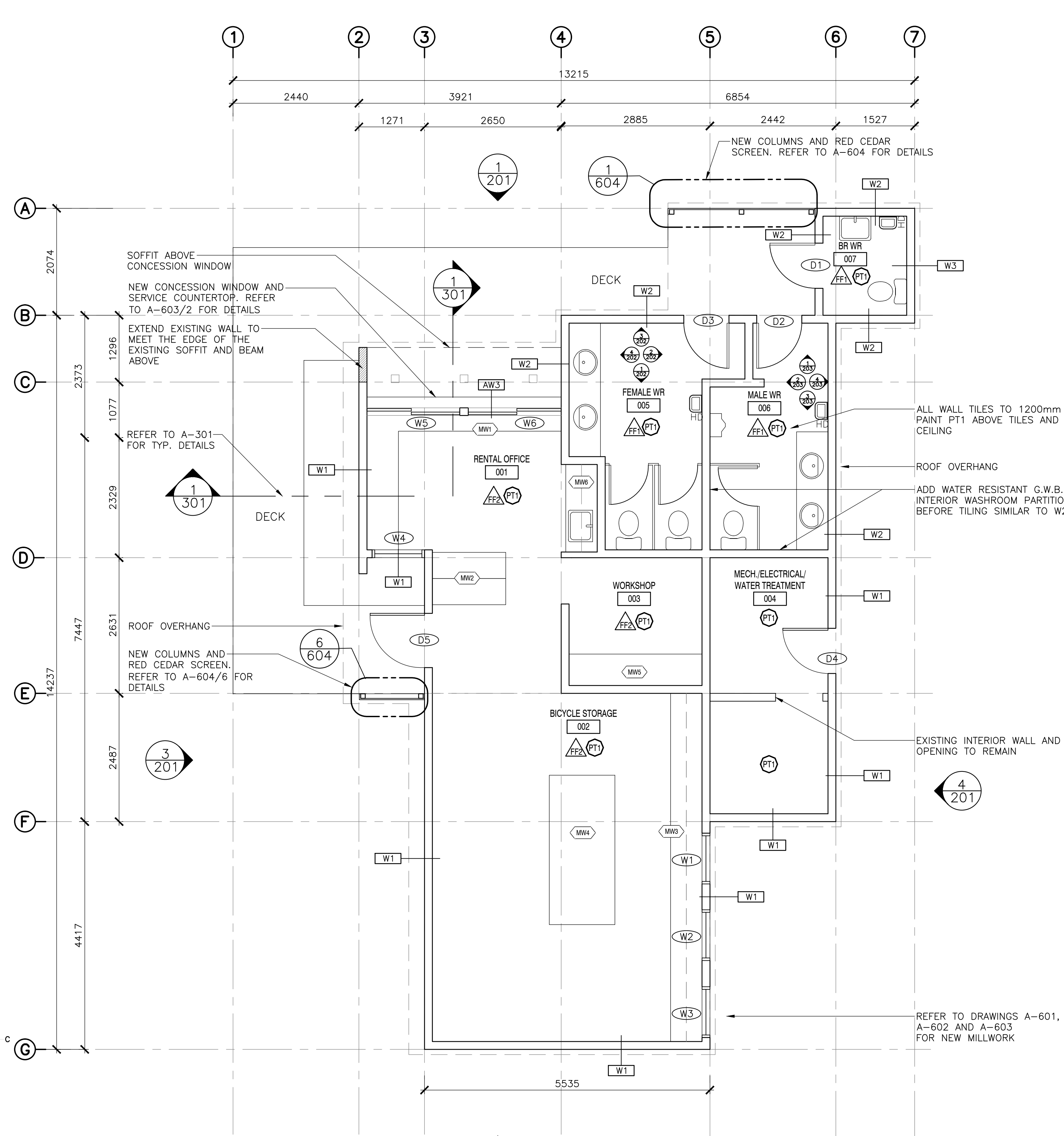
5	ISSUED FOR TENDER	01/31
4	ISSUED FOR BS8	12/21
3	ISSUED FOR BS4	11/15
2	ISSUED FOR BS3	09/25
1	ISSUED FOR BS2	08/09

revisors _____ date _____
project _____ project _____
FACILITY REHABILITATION
KOUCHIBOUQUAC
NATIONAL PARK
KOUCHIBOUQUAC
NEW BRUNSWICK

drawing _____ dessin _____
RYANS BUILDING
DEMOLITION PLANS

assigned _____ conçu _____
date _____
drawn _____ dessiné _____
date _____
approved _____ approuvé _____
date _____

Tender _____ Soumission _____
PWSC Project Manager Administrateur de projets TPSC
project number _____ no. du projet _____
1848-954
drawing no. _____ no. du dessin _____
A-101



- SCHEDULE TAG NOTES:**
1. WALL TAGS (W1) INDICATE ENTIRETY OF WALL TO BE RE-CLAD UNLESS NOTED OTHERWISE. SEE DRAWING A-301 FOR TYPICAL RE-CLADDING DETAILS.
 2. PAINT TAG (PT) INDICATES ALL ROOM WALLS AND CEILING TO BE PAINTED UNLESS NOTED OTHERWISE.
 3. WALL TILE TAG (TL) INDICATES WALLS TO BE TILED. SEE DETAILED PLANS AND INTERIOR ELEVATIONS FOR EXACT PLACEMENT AND HEIGHTS.
 4. FLOOR FINISH TAG (FF) INDICATES FLOOR FINISH. FOR DETAILS AND ORIENTATION OF FLOOR PATTERN, REFER TO DETAILED PLAN DRAWINGS.
- GENERAL NOTES:**
1. ALL DIMENSIONS TO BE VERIFIED BY CONTRACTOR
 2. ALL ROUGH OPENINGS TO BE CONFIRMED PRIOR TO ORDERING WINDOWS AND DOORS
 3. ALL CEILING HEIGHT DIMENSIONS ARE FOR GENERAL REFERENCE. CONTRACTOR TO CONFIRM FINISHED CEILING HEIGHTS ON SITE.
 4. ALL DRAWINGS TO BE REFERENCED FOR SCOPE OF DEMOLITION AND PREPARATION FOR NEW ASSEMBLIES/FINISHES
 5. WHERE SOFFIT FINISHES ARE TO BE REPLACED, PATCH, REPAIR, AND REPLACE FRAMING AS REQUIRED TO SUPPORT NEW FINISH.
 6. ANY REMOVAL, TEMPORARY RELOCATION AND REINSTALLATION OF THE EXISTING EQUIPMENT, FIXTURES, SIGNAGE, ETC., RELATED TO THE CONSTRUCTION AND FOR THE DURATION OF THE SAME TO BE DONE UNDER DIRECTIONS AND SUPERVISION OF PARKS CANADA REPRESENTATIVE.
 7. IF REQUIRED, RE-GRADE AROUND BUILDING PERIMETER TO ENSURE POSITIVE DRAINAGE AND MAINTAIN 203mm CLEARANCE FROM EXISTING SIDING TO GRADE. COORDINATE WITH PARKS CANADA.

PAINT FINISH SCHEDULE

SYMBOL	DESCRIPTION
PT1	FIELD PAINT MANUFACTURER: BENJAMIN MOORE COLOUR: CC-30 (OXFORD WHITE) FINISH: EGGSHELL
PT2	FIELD PAINT (POWDER-COATED/EXTERIOR) MANUFACTURER: BENJAMIN MOORE COLOUR: 2133-20 BLACK JACK FINISH: T.B.D. APPLICABLE TO PADDLE RACK. REFER TO A-601/4 AND A-601/5

WALL TILE FINISH

SYMBOL	DESCRIPTION
TL1	WALL TILE/FLOOR TILE MANUFACTURER: CIOT COLLECTION: PIETRA DI BASALTO COLOUR: BIANCO NAT. SIZE: 30cm X 60cm INSTALLATION: STACK BOND GROUT: FLEXITILE - SNOWHITE / *651 / 551 (3 mm UNSANDED)
TL2	PORCELAIN TILE MANUFACTURER: CERAGOS COLLECTION: SENIO LACCATI COLOUR: AZZURRO CHIARO SIZE: 102X305mm GROUT: FLEXITILE - SNOWHITE / *651 / 551 (3 mm UNSANDED)

FLOOR FINISH SCHEDULE

SYMBOL	DESCRIPTION
FF1	WALL TILE/FLOOR TILE MANUFACTURER: CIOT COLLECTION: PIETRA DI BASALTO COLOUR: BIANCO NAT. SIZE: 30cm X 60cm INSTALLATION: STACK BOND GROUT: FLEXITILE - SNOWHITE / *651 / 551 (3 mm UNSANDED)
FF2	RESILIENT SOLID SHEET FLOORING: MARMOLEUM MANUFACTURER: FORBO COLLECTION: WALTON COLOUR: 3368 GREY IRON WALL BASE: 102mm, STRAIGHT TOE PROFILE, COLOUR: TO MATCH 3368 GREY IRON/88 GREY IRON

WASHROOM ACCESSORY LEGEND

SYMBOL	DESCRIPTION	SYMBOL	DESCRIPTION
M	MIRROR - CENTER ON SINK	SD	SOAP DISPENSER
WR	WASTE RECEPTACLE / AS SHOWN	TP	TOILET PAPER DISPENSER

MILLWORK SCHEDULE (SEE A-601, A-602 FOR MILLWORK DRAWINGS)

SYMBOL	DESCRIPTION
MM1	CONCESSION WINDOW SERVICE COUNTER WITH STORAGE/SHELVING UNDERNEATH
MM2	DISPLAY SHELVING WITH BENCH (FULL HEIGHT)
MM3	LIFE JACKET STORAGE LOCKERS / UNDER COUNTER HELMET STORAGE
MM4	SHELVING AND RACKS / PADDLE AND OAR STORAGE
MM5	WORK BENCH/SHELVING
MM6	NEW KITCHENETTE COUNTER TOP AND PAINT

DOOR SCHEDULE

SYMBOL	DOOR WIDTH	DOOR HEIGHT	DESCRIPTION	DOOR TYPE	HARDWARE
D1	915mm	2134mm	HOLLOW METAL DOOR / PRESSED STEEL FRAME / INSULATED	A	H2
D2	915mm	2134mm	HOLLOW METAL DOOR / PRESSED STEEL FRAME / INSULATED	A	H3
D3	915mm	2134mm	HOLLOW METAL DOOR / PRESSED STEEL FRAME / INSULATED	A	H5
D4	915mm	2134mm	HOLLOW METAL DOOR / PRESSED STEEL FRAME / INSULATED	A	
D5	1050mm	2134mm	HOLLOW METAL DOOR / PRESSED STEEL FRAME / INSULATED	B	

NOTE: - DOOR SCHEDULE SIZES ARE FOR DOOR LEAF ONLY
- PRESSED STEEL FRAME SIZE: STANDARD / 50mm
- REFER TO FLOOR PLAN FOR DOOR SWING

WINDOW SCHEDULE

SYMBOL	WIDTH	HEIGHT	DESCRIPTION
W1	985mm	1287mm	FIBERGLASS WINDOW WITH OPERABLE PANES, BLACK
W2	985mm	1287mm	FIBERGLASS WINDOW WITH OPERABLE PANES, BLACK
W3	985mm	1287mm	FIBERGLASS WINDOW WITH OPERABLE PANES, BLACK
W4	1015mm	1070mm	FIBERGLASS WINDOW WITH FIXED PANES
W5	1762mm	1145mm	ANODIZED ALUMINUM PASS-THROUGH WINDOW WITH OPERABLE SLIDING PANES / COLOUR: BLACK
W6	1762mm	1145mm	ANODIZED ALUMINUM PASS-THROUGH WINDOW WITH OPERABLE SLIDING PANES / COLOUR: BLACK



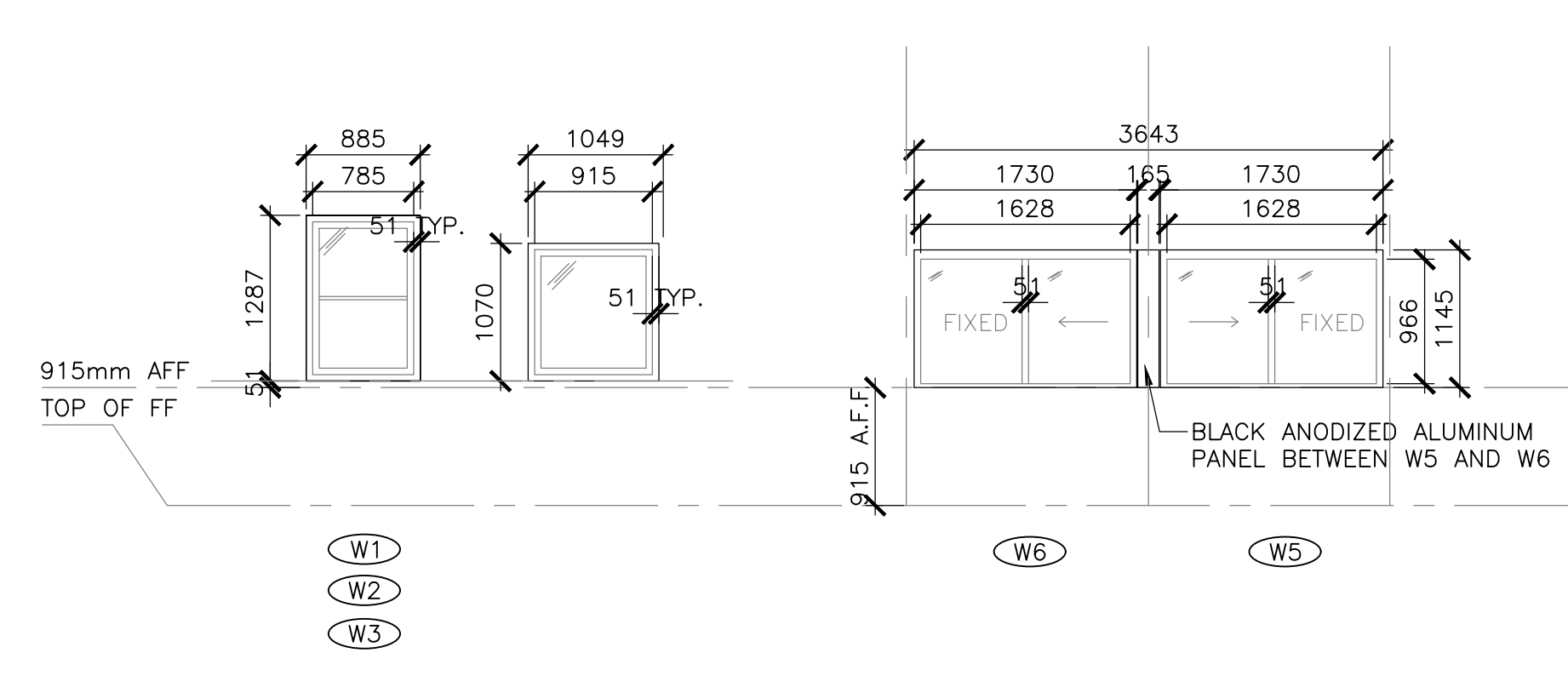
EKISTICS PLANNING & DESIGN
1 STARR LANE, DARTMOUTH
PH: (902)461-2525 FAX: (902)465-3131



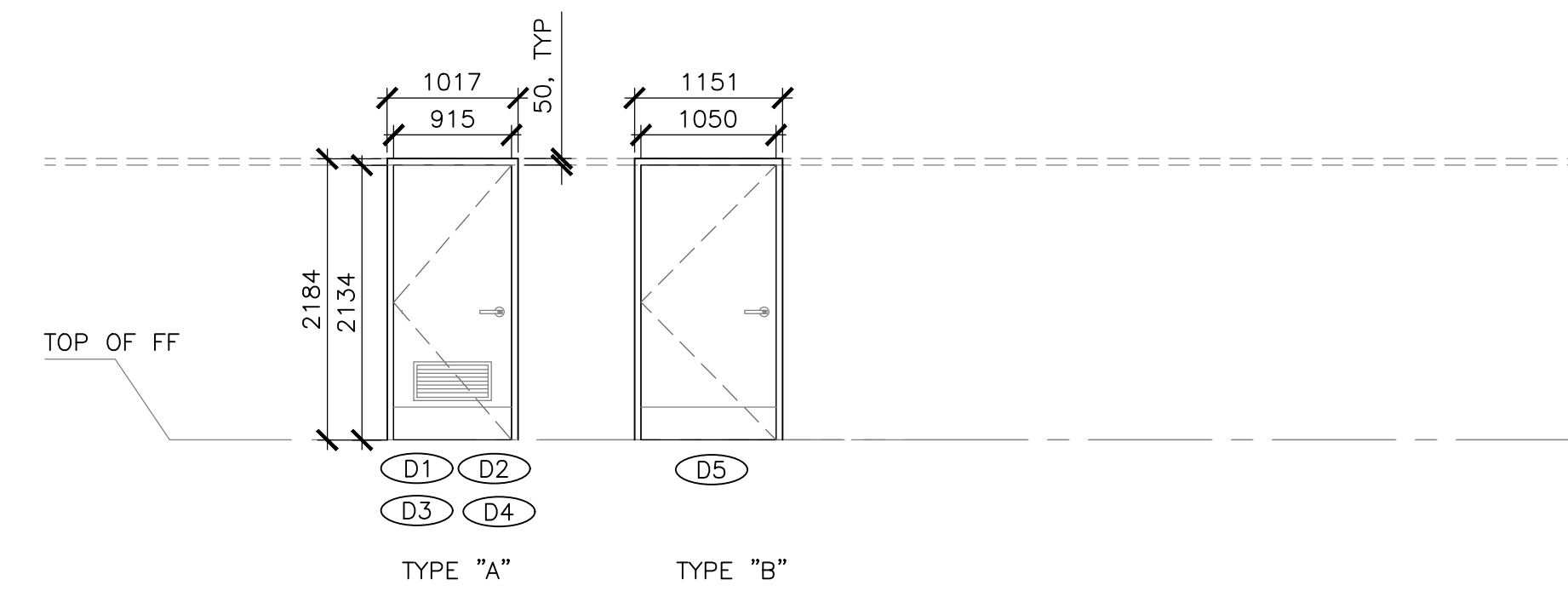
1 FLOOR PLAN - NEW
SCALE: 1:50

2 ROOF PLAN - NEW
SCALE: 1:50

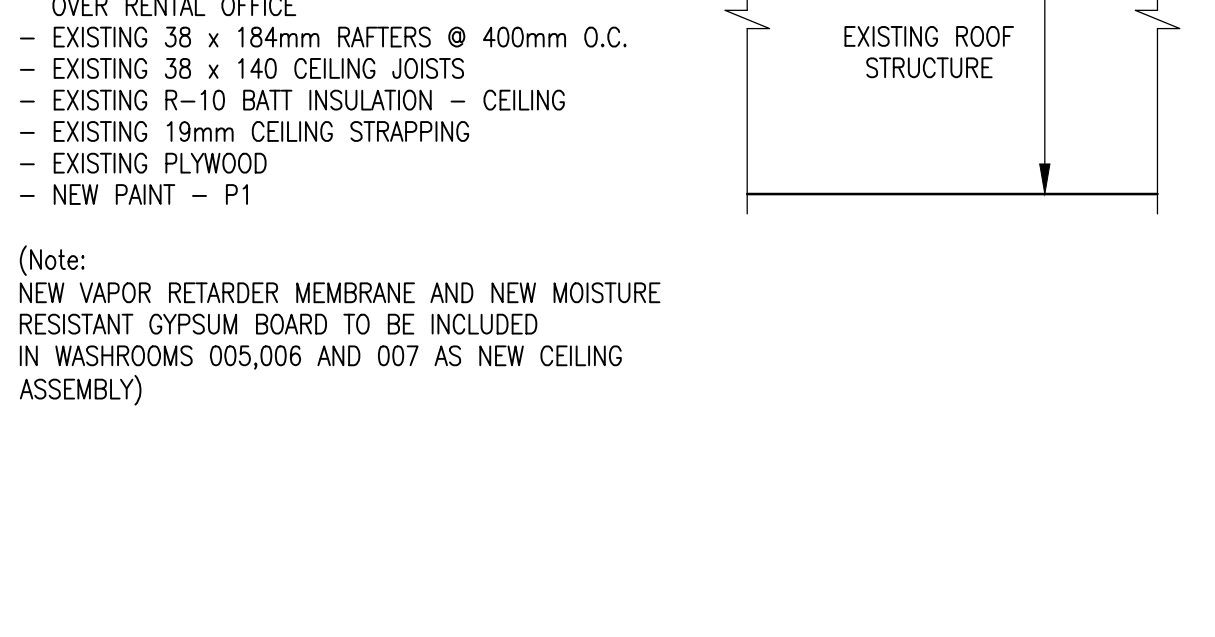
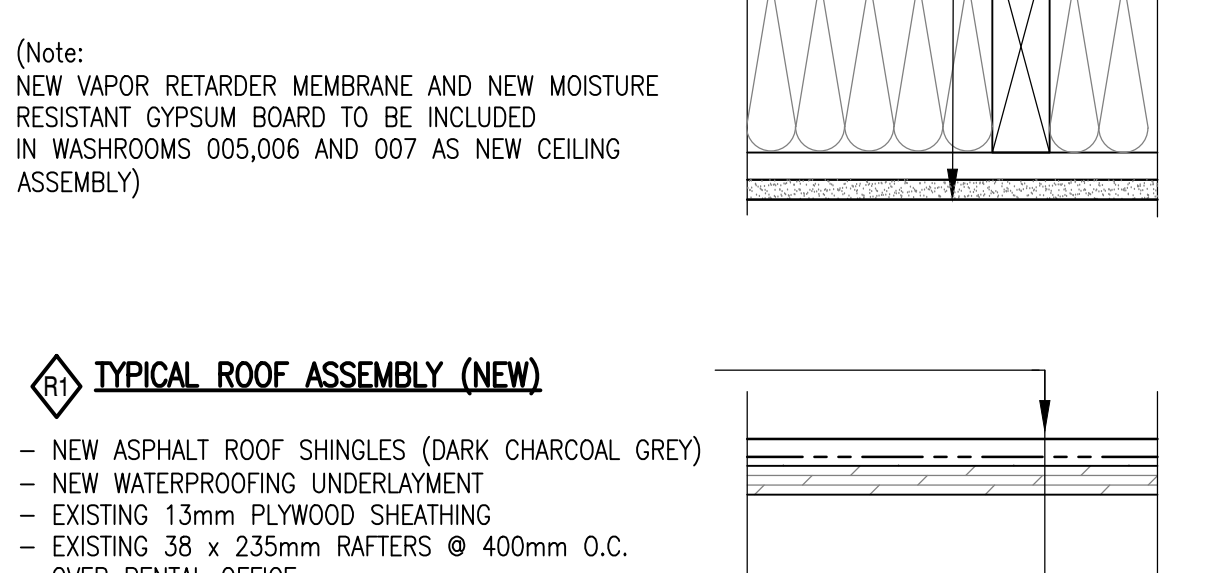
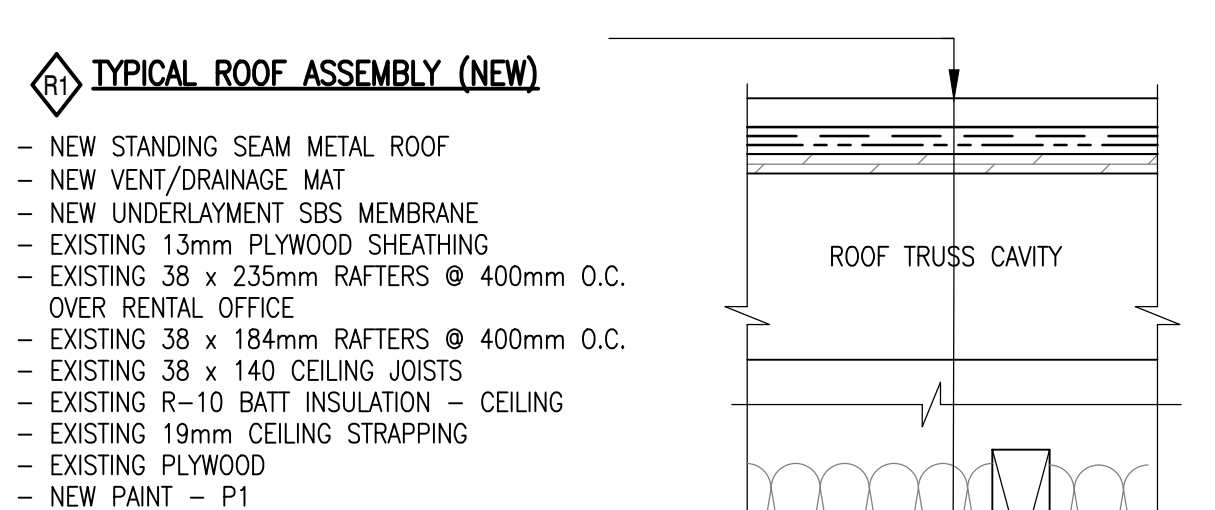
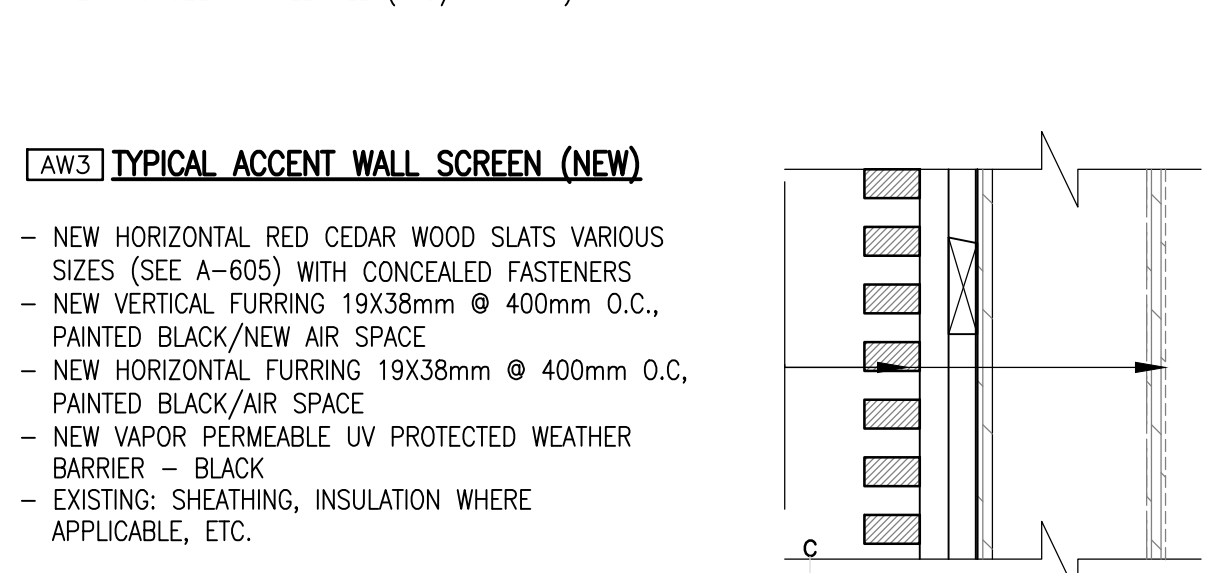
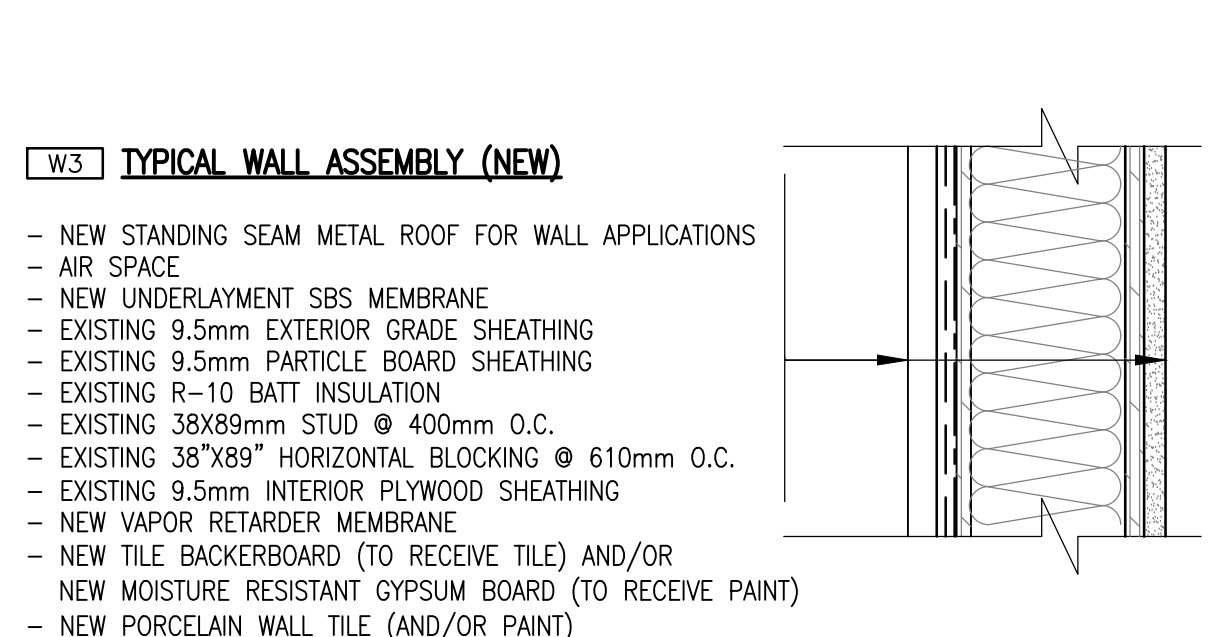
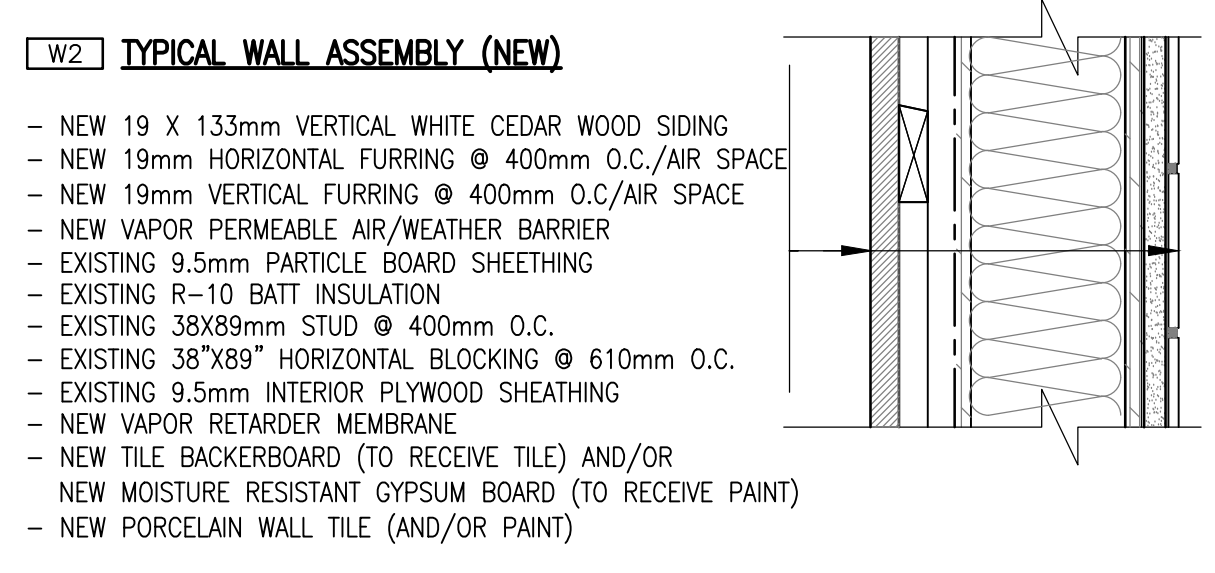
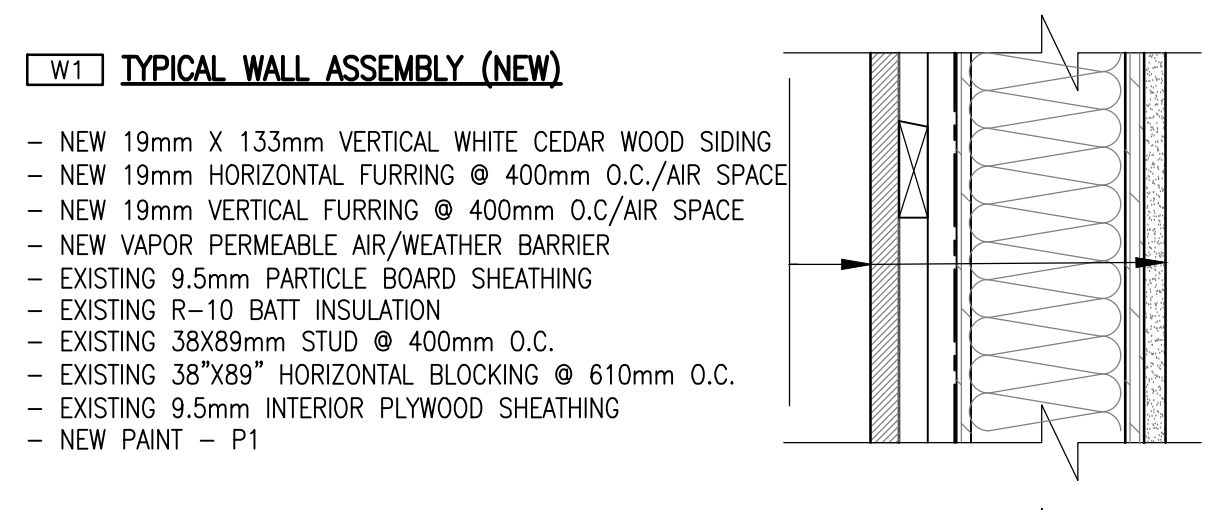
- NOTES:**
1. ALL BUILDING DIMENSIONS TO BE VERIFIED ON SITE
 2. ALL R.O. TO BE CONFIRMED PRIOR TO ORDERING WINDOWS AND DOORS
 3. ALL DOOR VENTS/GRILLES TO HAVE INSECT SCREEN
 4. DOOR GRILLES - COLOUR/FINISH TO MATCH DOOR COLOUR



3 WINDOW SCHEDULE
SCALE: 1:50



4 DOOR SCHEDULE
SCALE: 1:50

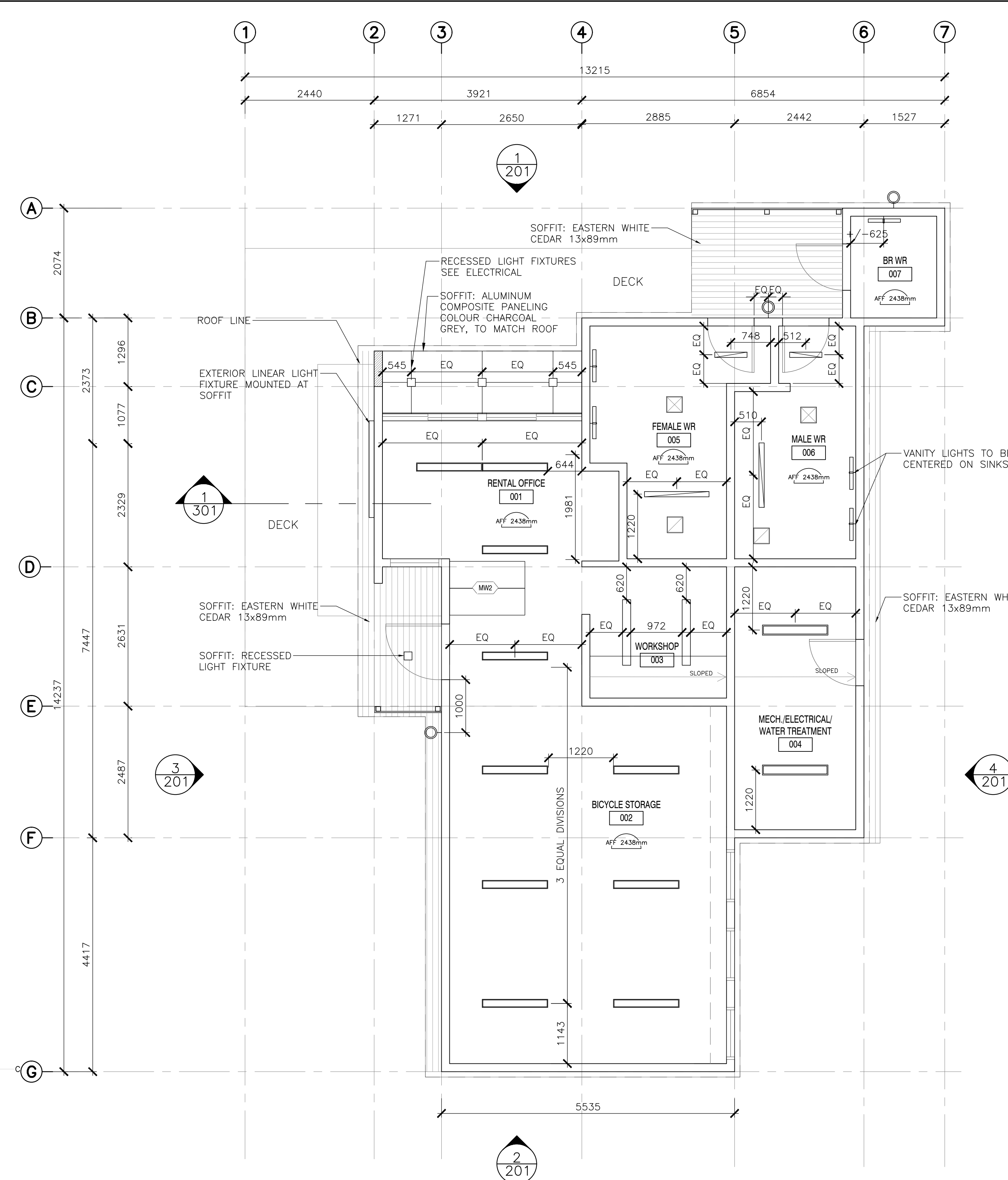


NO.	ISSUED FOR	DATE
5	ISSUED FOR TENDER	01/31
4	ISSUED FOR BS8	12/21
3	ISSUED FOR BS4	11/15
2	ISSUED FOR BS3	09/25
1	ISSUED FOR BS2	08/09

PROJECT: FACILITY REHABILITATION KOUCHIBOUQUAC NATIONAL PARK KOUCHIBOUQUAC NEW BRUNSWICK

drawing: RYANS BUILDING FLOOR & ROOF PLANS

designed: conju
date:
drawn: dessin
date:
approved: approuv
date:
Tender: Submission
PWSC Project Manager / Administrateur de projets TPSC
project number: 1848-954
drawing no.: A-102



1
103 REFLECTED CEILING PLAN - NEW
SCALE: 1:150

NOTES:
 1. EXISTING CEILING (PLYWOOD) IN ALL ROOMS TO BE PAINTED PT1
 2. REFER TO ELECTRICAL DRAWINGS FOR LIGHT TYPES AND PLACEMENT OF EMERGENCY LIGHTS, EXIT SIGNS, ETC.



EKISTICS PLANNING & DESIGN
 1 STARR LANE, DARTMOUTH
 PH: (902)461-2525 FAX: (902)465-3131



revisions	date
5	01/31
4	12/21
3	11/15
2	09/25
1	08/09

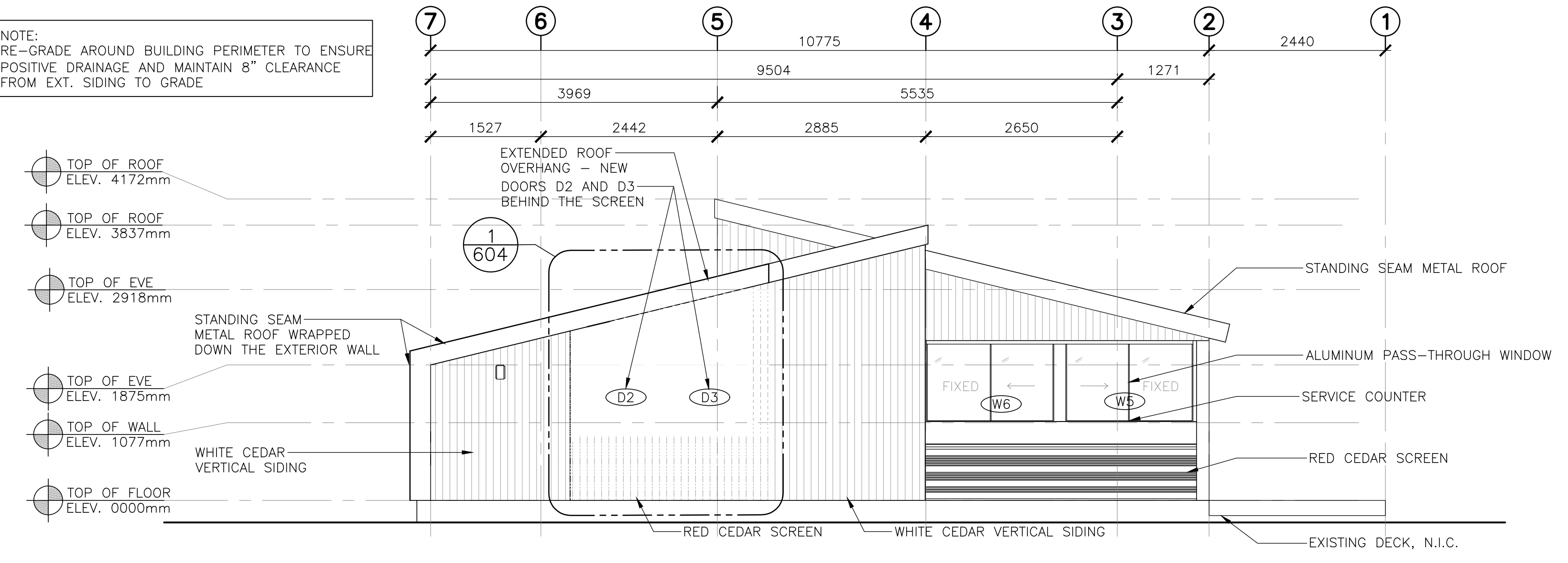
project
 FACILITY REHABILITATION
 KOUCHIBOUQUAC
 NATIONAL PARK
 KOUCHIBOUQUAC
 NEW BRUNSWICK

drawing
 RYANS BUILDING
 REFLECTED CEILING
 PLAN

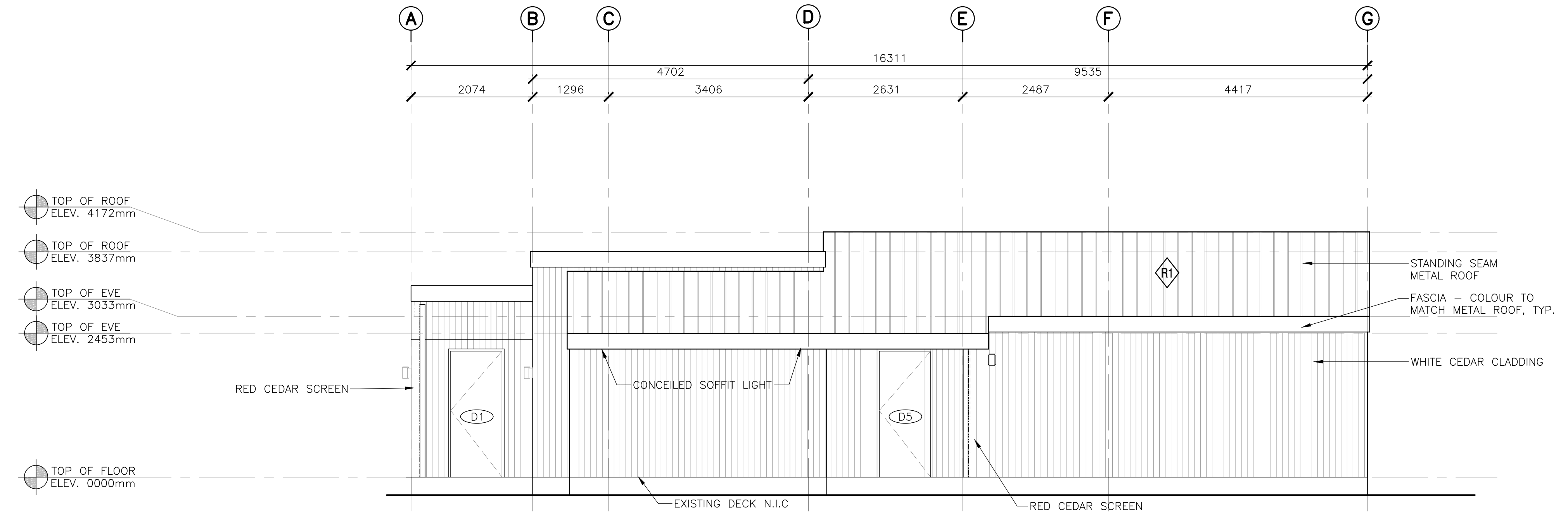
designed	conçu
drawn	dessiné
approved	approuvé
Tender	Submission
PWSC Project Manager	Administrateur de projets TPSC
project number	no. du projet
1848-954	
drawing no.	no. du dessin
A-103	



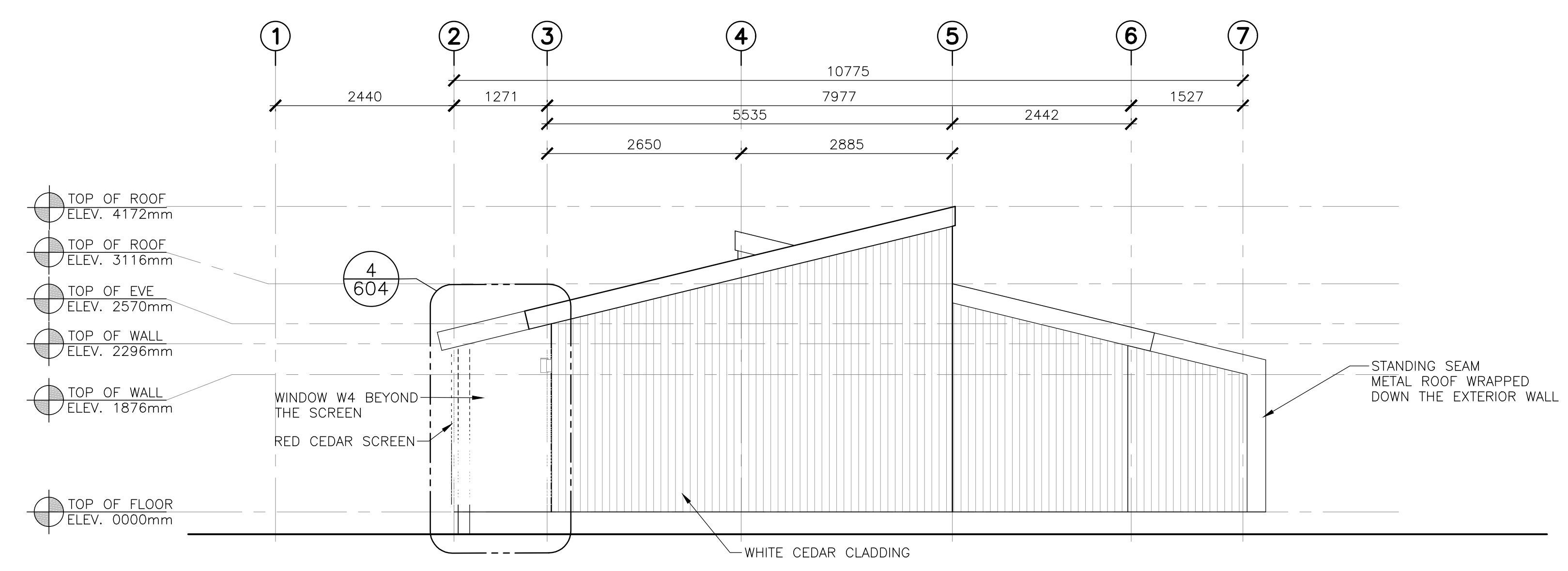
NOTE:
 RE-GRADE AROUND BUILDING PERIMETER TO ENSURE
 POSITIVE DRAINAGE AND MAINTAIN 8" CLEARANCE
 FROM EXT. SIDING TO GRADE



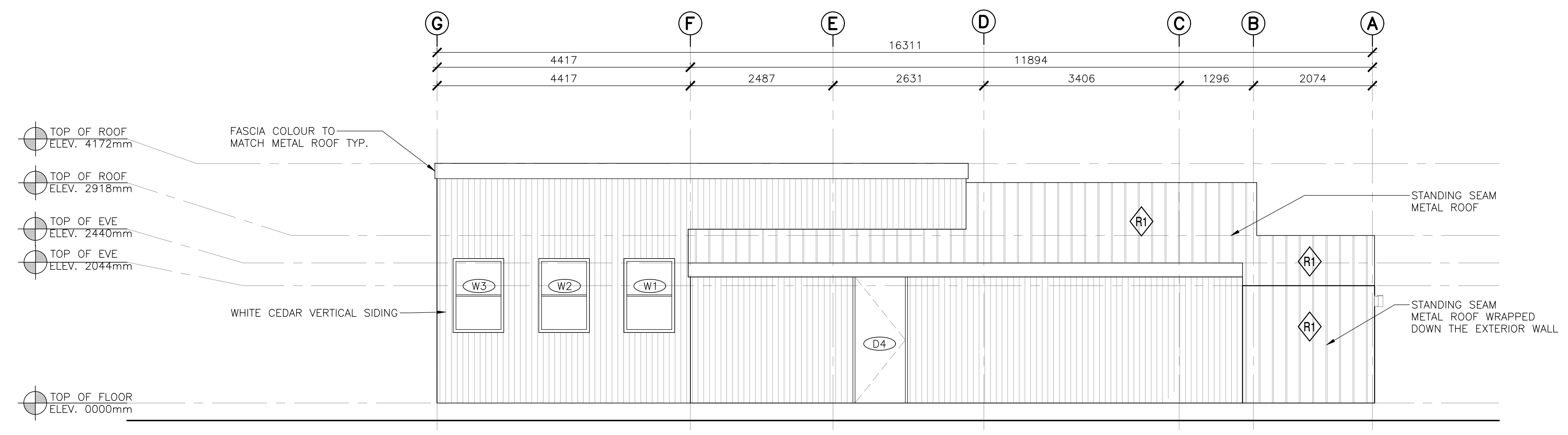
1
 201 RYAN'S ELEVATION - FRONT
 SCALE : 1:50
 0m 1m 2m 3m 4m 5m



3
 201 RYAN'S ELEVATION - RIGHT
 SCALE : 1:50
 0m 1m 2m 3m 4m 5m



2
 201 RYAN'S ELEVATION - BACK
 SCALE : 1:50
 0m 1m 2m 3m 4m 5m



4
 201 RYAN'S ELEVATION - LEFT
 SCALE : 1:50
 0m 1m 2m 3m 4m 5m

5	ISSUED FOR TENDER	01/31
4	ISSUED FOR BS8	12/21
3	ISSUED FOR BS4	11/15
2	ISSUED FOR BS3	09/25
1	ISSUED FOR BS2	08/09
revisions		date

project FACILITY REHABILITATION
 KOUCHIBOUQUAC
 NATIONAL PARK
 KOUCHIBOUQUAC
 NEW BRUNSWICK

drawing RYANS BUILDING
 BUILDING ELEVATIONS

designed	conqu
date	
drawn	dessin
date	
approved	approuv
date	
Tender	Submission
FWSC Project Manager	Administrateur de projets TPSGC
project number	no. du projet
1848-954	
drawing no.	no. du dessin
A-201	

FIXTURES AND FINISHES GENERAL NOTES

1. ALL INTERIOR WALL FINISHES TO BE PT1 U.N.O.
2. ALL TOILET AND SHOWER PARTITIONS TO BE HIGH PRESSURE LAMINATE SOLID CORE COLOUR, FLOOR MOUNTED. REFER TO SPECIFICATIONS.
3. ALL BARRIER FREE TOILETS TO BE MOUNTED 460mm FROM WALL TO CENTERLINE OF FIXTURE. ALL OTHER TOILETS TO BE CENTERED ON STALL.
4. ALL TILE TRANSITIONS TO HAVE STAINLESS STEEL STRIP - REFER TO SPECIFICATIONS.
5. NO TILE TO RUN BEHIND MILLWORK. MILLWORK TO BE MOUNTED DIRECTLY TO DRYWALL. PROVIDE BLOCKING AS REQUIRED.
6. ALL PT1 WALLS WITHOUT TILE TO RECEIVE 4" TL1 TILE BASE.
7. ALL ACCESSORIES AND FIXTURES TO BE MOUNTED AT BARRIER FREE HEIGHTS U.N.O.
8. REFER TO MECHANICAL DRAWINGS FOR ALL PLUMBING FIXTURES.

FIXTURES AND FINISHES KEY NOTES

FLOOR FINISH TILE

FF1 WALL TILE/FLOOR TILE
 MANUFACTURER: DOT
 COLLECTION: PIETRA DI BASALTO
 COLOUR: BIANCO NAT.
 SIZE: 30cm X 60cm
 INSTALLATION: STACK BOND
 GROUT: FLEXITILE - SNOWWHITE / *651 / 551 (3 mm UNSANDED)

PAINT FINISH SCHEDULE

PT1 FIELD PAINT
 MANUFACTURER: BENJAMIN MOORE
 COLOUR: CC-30 OXFORD WHITE
 FINISH: EGGSHELL

WALL TILE FINISH

TL1 WALL TILE/FLOOR TILE
 MANUFACTURER: CIOT
 COLLECTION: PIETRA DI BASALTO
 COLOUR: BIANCO NAT.
 SIZE: 30cm X 60cm
 INSTALLATION: HORIZONTAL STACK BOND TO 1220mm A.F.F.
 GROUT: FLEXITILE - SNOWWHITE / *651 / 551 (3 mm UNSANDED)

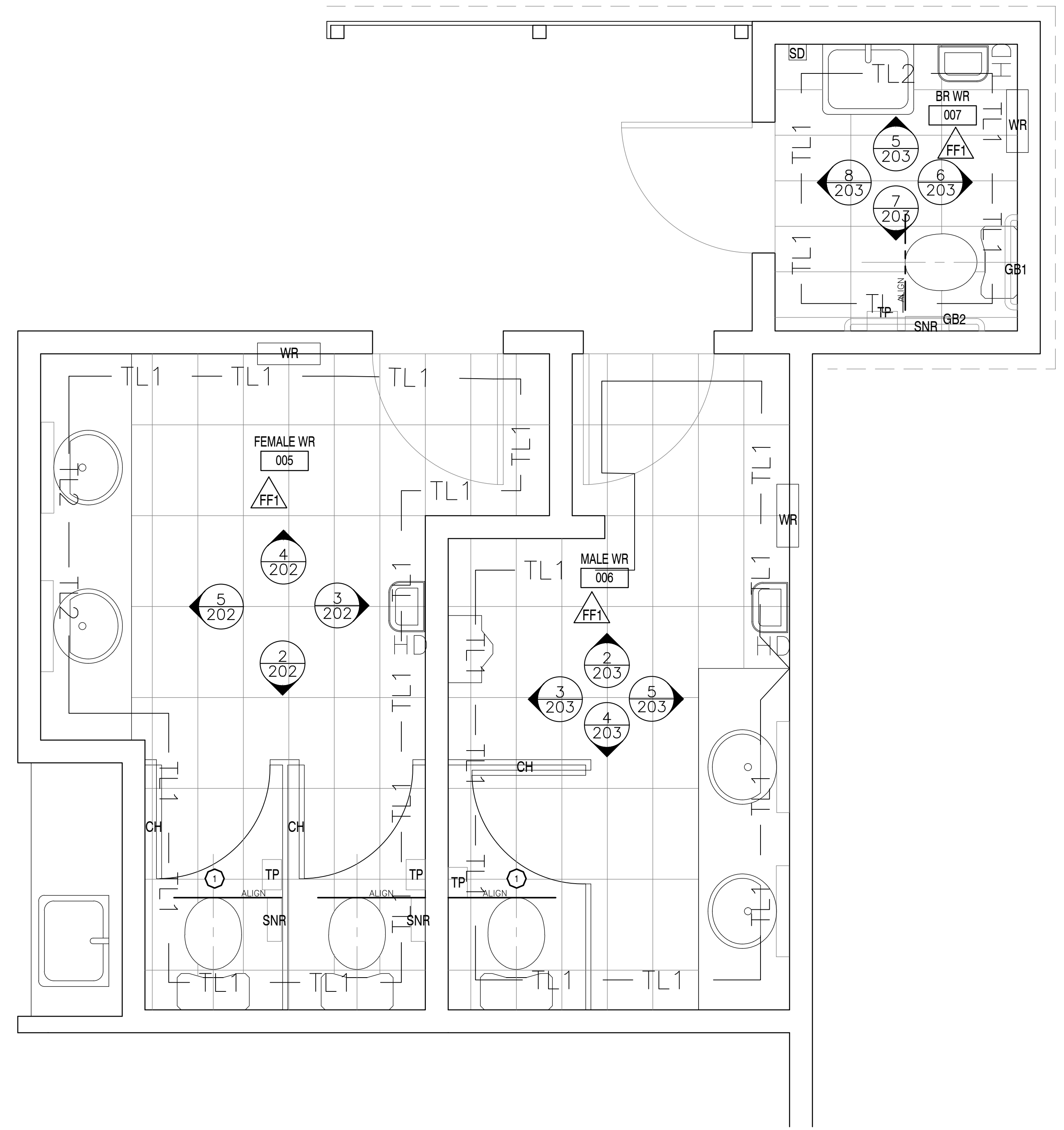
TL2 PORCELAIN TILE
 MANUFACTURER: CERAGRES
 COLLECTION: SENIO LACCATI
 COLOUR: AZZURO CHIARO
 SIZE: 102mm X 305mm
 INSTALLATION: HORIZONTAL STACKBOND
 GROUT: FLEXITILE - SNOWWHITE / *651 / 551 (3 mm UNSANDED)

WASHROOM ACCESSORY LEGEND

M MIRROR - CENTER ON SINK
 WR WASTE RECEPTICAL / AS SHOWN
 SD SOAP DISPENSER - REFER TO SPECIFICATION
 TP TOILET PAPER DISPENSER
 CH CLOTHS HOOK
 GB1 STAINLESS STEEL GRAB BAR 610mm, CENTERED ON TOILET
 GB2 STAINLESS STEEL L-SHAPED GRAB BAR 750mm AFF
 HD HAND DRYER
 SNR FEMINE NAPKIN DISPOSAL BIN

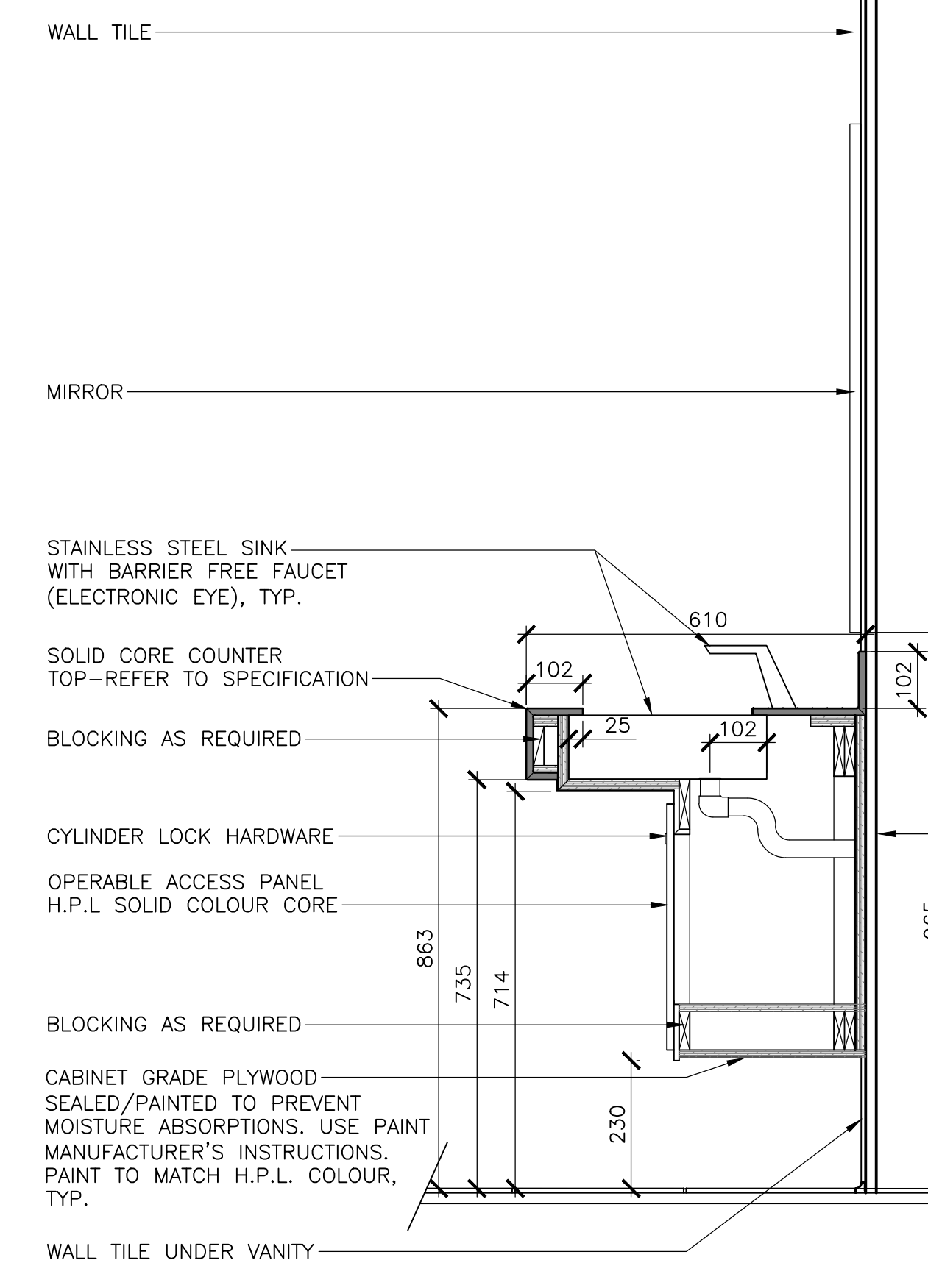
MILLWORK SCHEDULE (SEE A-600'S FOR MILLWORK DRAWINGS)

MW7 WASHROOM VANITY:
 VANITY COUNTERTOP: SOLID COLOUR CORE, DUPONT CORIAN, SILVERITE
 VANITY CABINET: HIGH PRESSURE LAMINATE, BLACK (EXACT FINISH TBD)



1 WASHROOMS - DETAILED FLOOR PLAN
 SCALE: 1:20

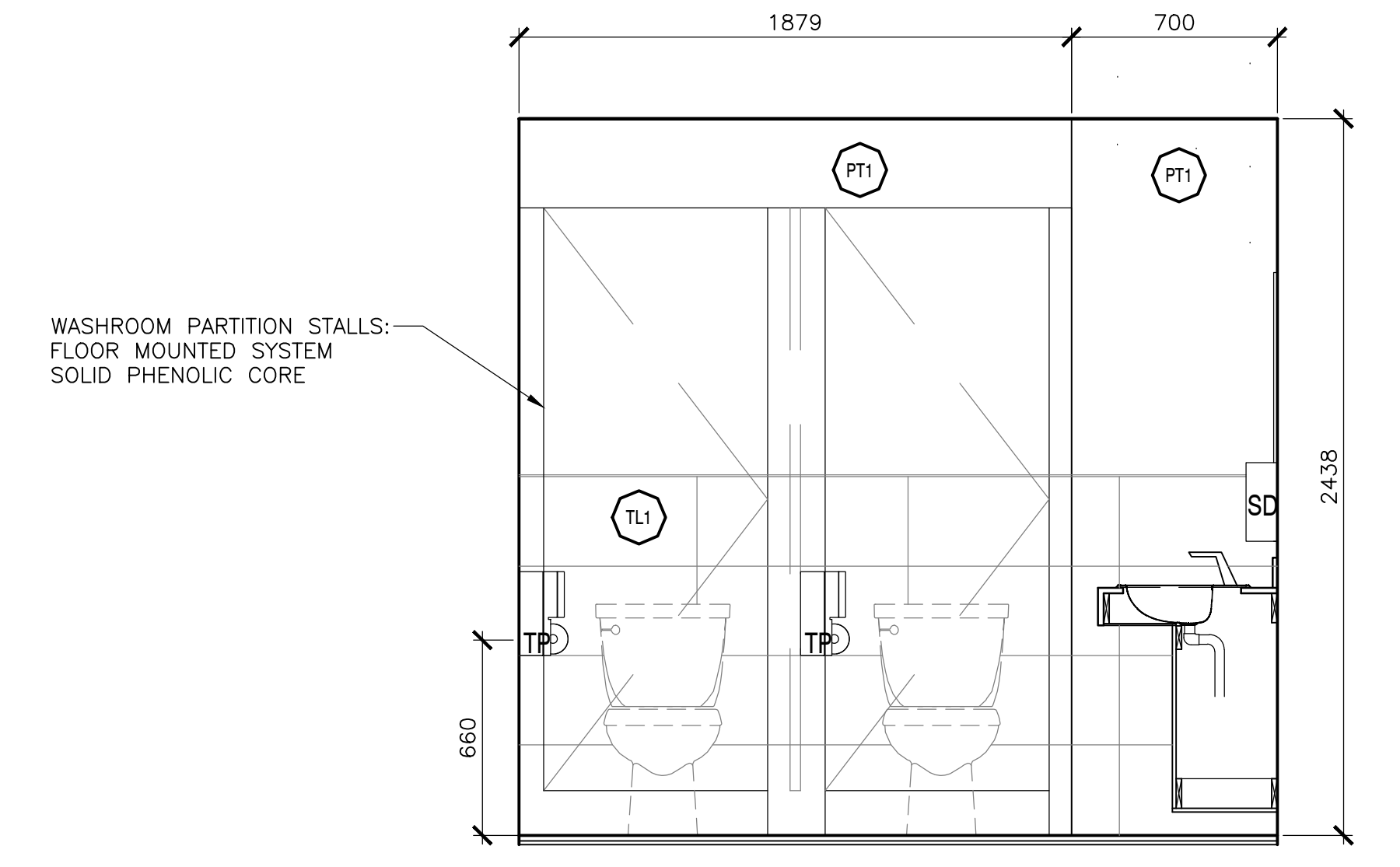
NOTE: ALL CEILING HEIGHT DIMENSIONS ARE FOR GENERAL REFERENCE. CONTRACTOR TO CONFIRM FINISHED CEILING HEIGHTS ON SITE.



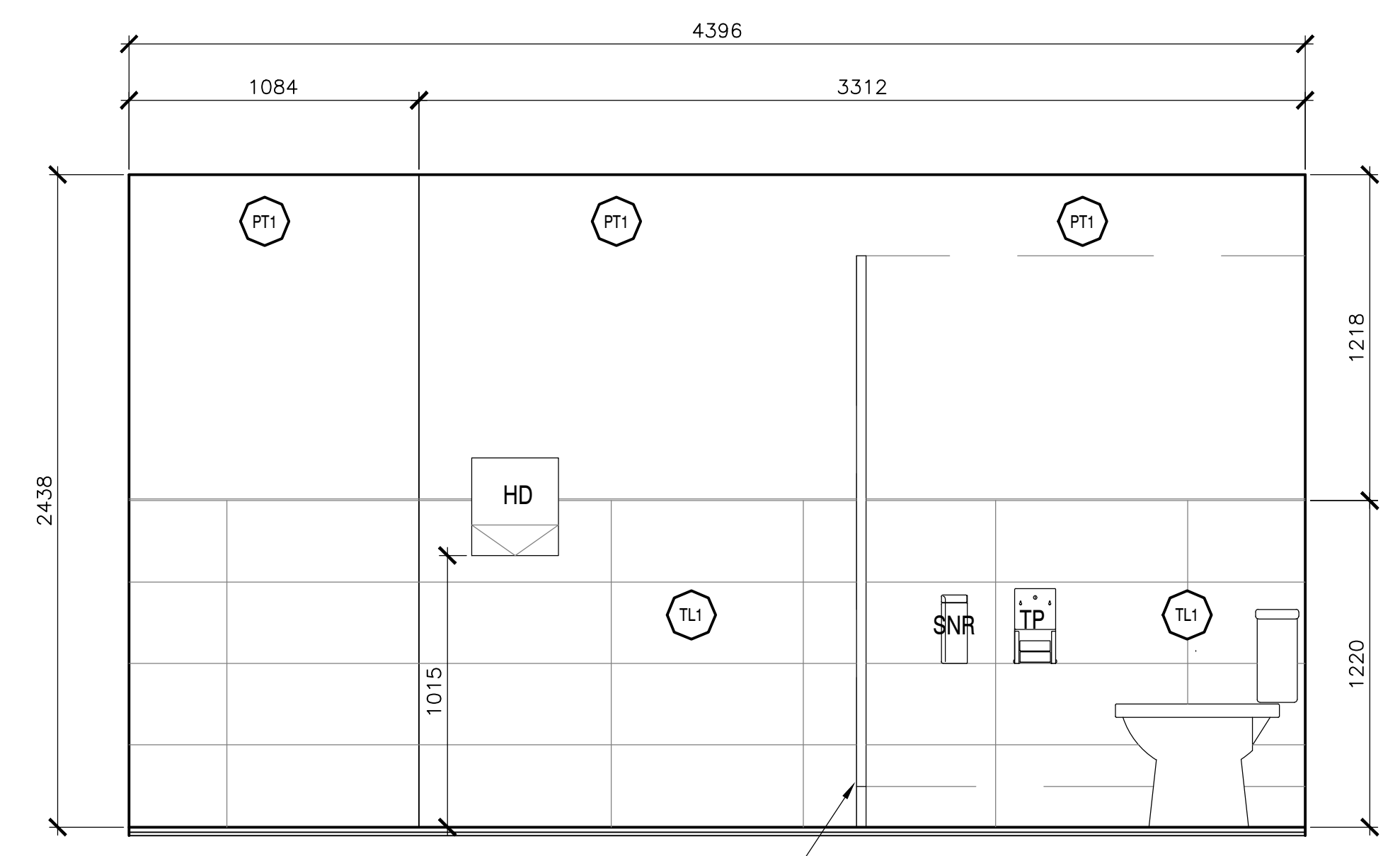
6 MW7 - SECTION
 SCALE: 1:10

MILLWORK GENERAL NOTES

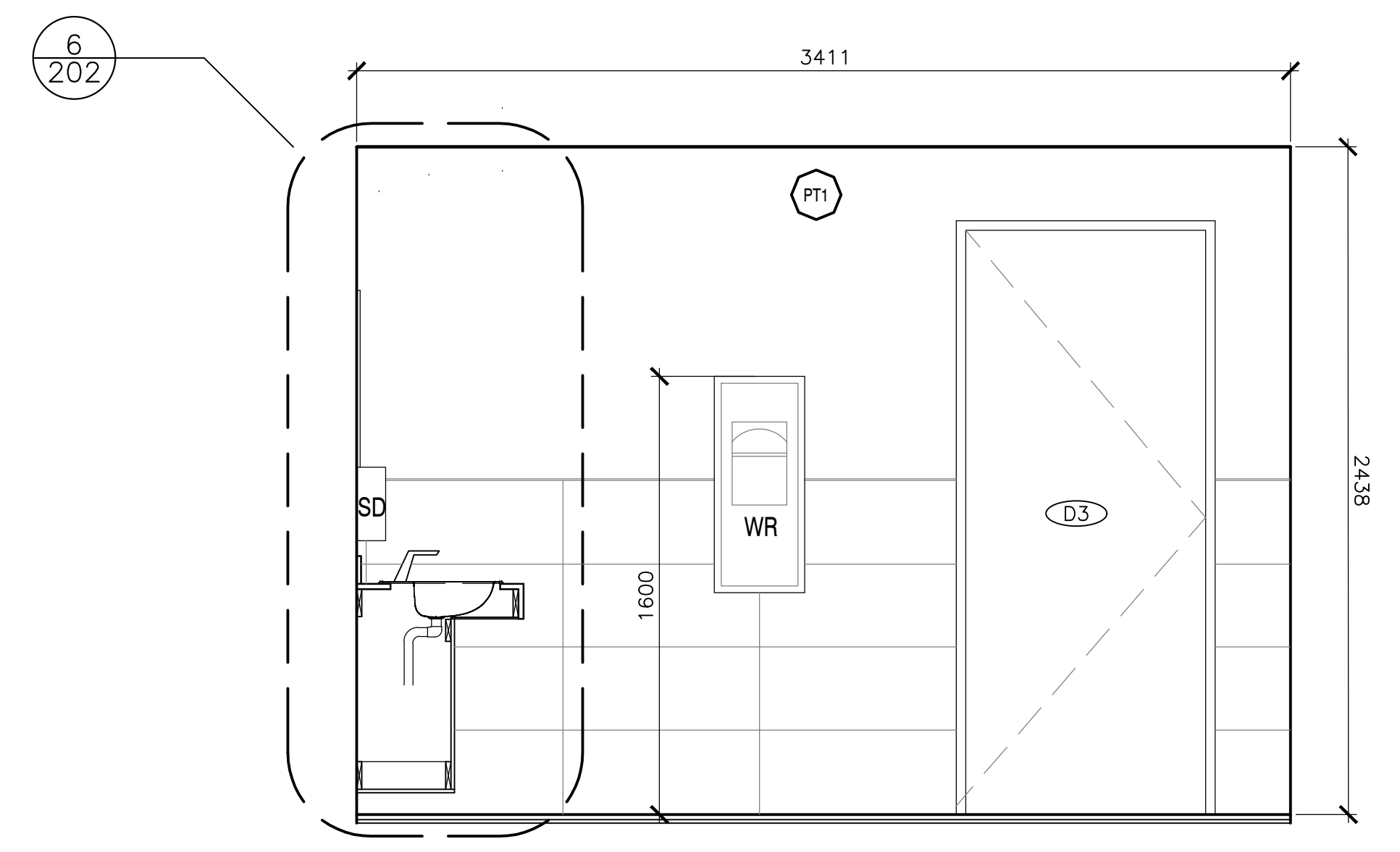
1. ALL DIMENSIONS ARE TO BE VERIFIED ON SITE.
2. PROVIDE BLOCKING AS NEEDED
3. REFER TO ARCHITECTURAL SPECIFICATIONS FOR DETAILS
4. ALL EXPOSED PLYWOOD AT U/S OF VANITY TO BE SEALED AND PAINTED.
5. ALL FASTENERS TO BE STAINLESS STEEL.



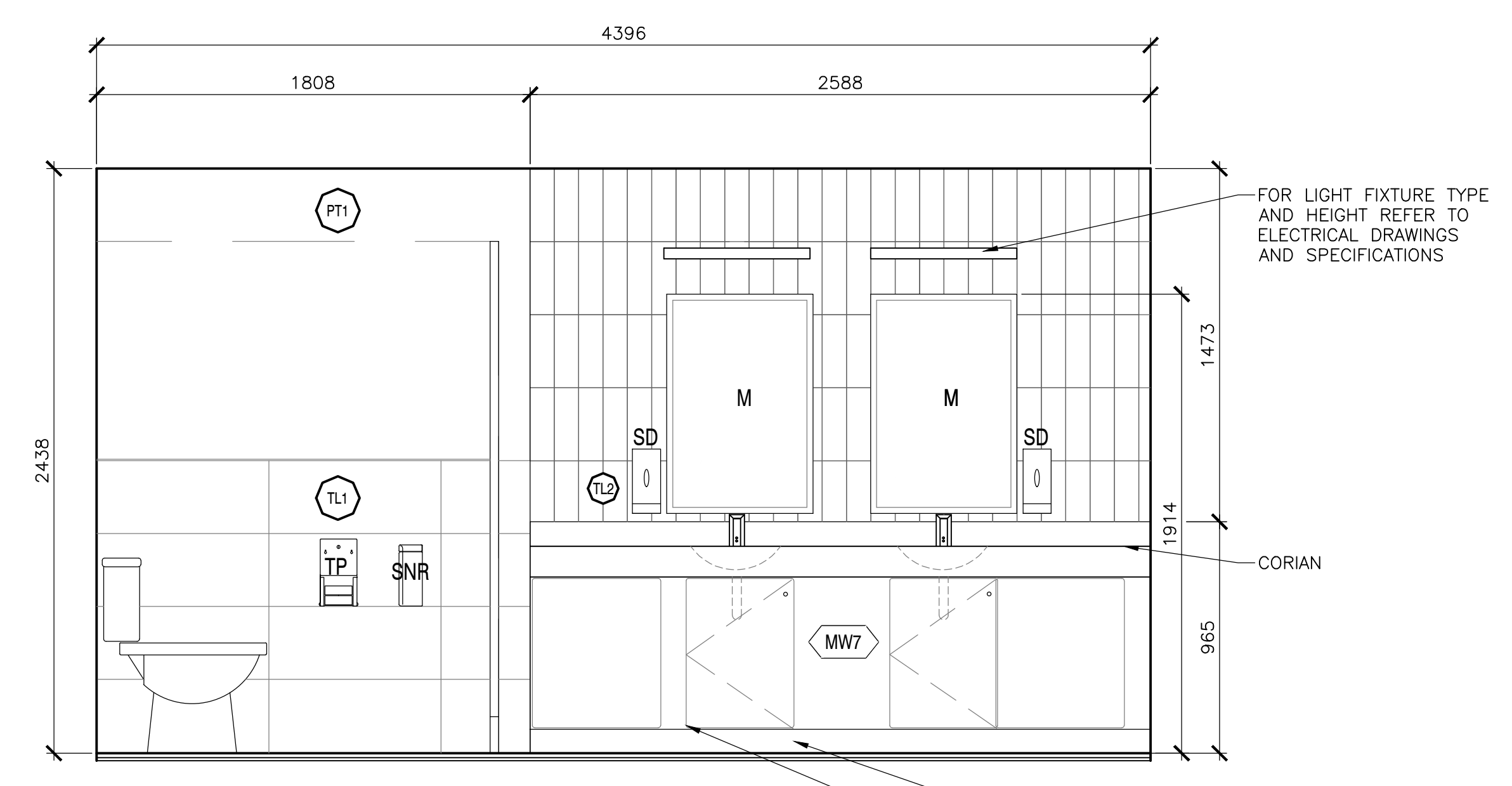
2 FEMALE WASHROOM - ELEVATION
 SCALE: 1:20



3 FEMALE WASHROOM - ELEVATION
 SCALE: 1:20



4 FEMALE WASHROOM - SECTION / ELEVATION
 SCALE: 1:20



5 FEMALE WASHROOM - ELEVATION
 SCALE: 1:20



EKISTICS PLANNING & DESIGN
 1 STARR LANE, DARTMOUTH
 PH: (902)461-2525 FAX: (902)465-3131



revisions	date
5	01/31
4	12/21
3	11/15
2	09/25
1	08/09

project
 FACILITY REHABILITATION
 KOUCHIBOUQUAC
 NATIONAL PARK
 KOUCHIBOUQUAC
 NEW BRUNSWICK

dessin
 RYANS BUILDING
 BATHROOM ELEVATIONS

designé conçu
 date
 drawn dessiné
 date
 approved approuvé
 date
 Tender Soumission
 PWSC Project Manager Administrateur de projets TPSC
 project number no. du projet
 1848-954
 drawing no. no. du dessin
 A-202

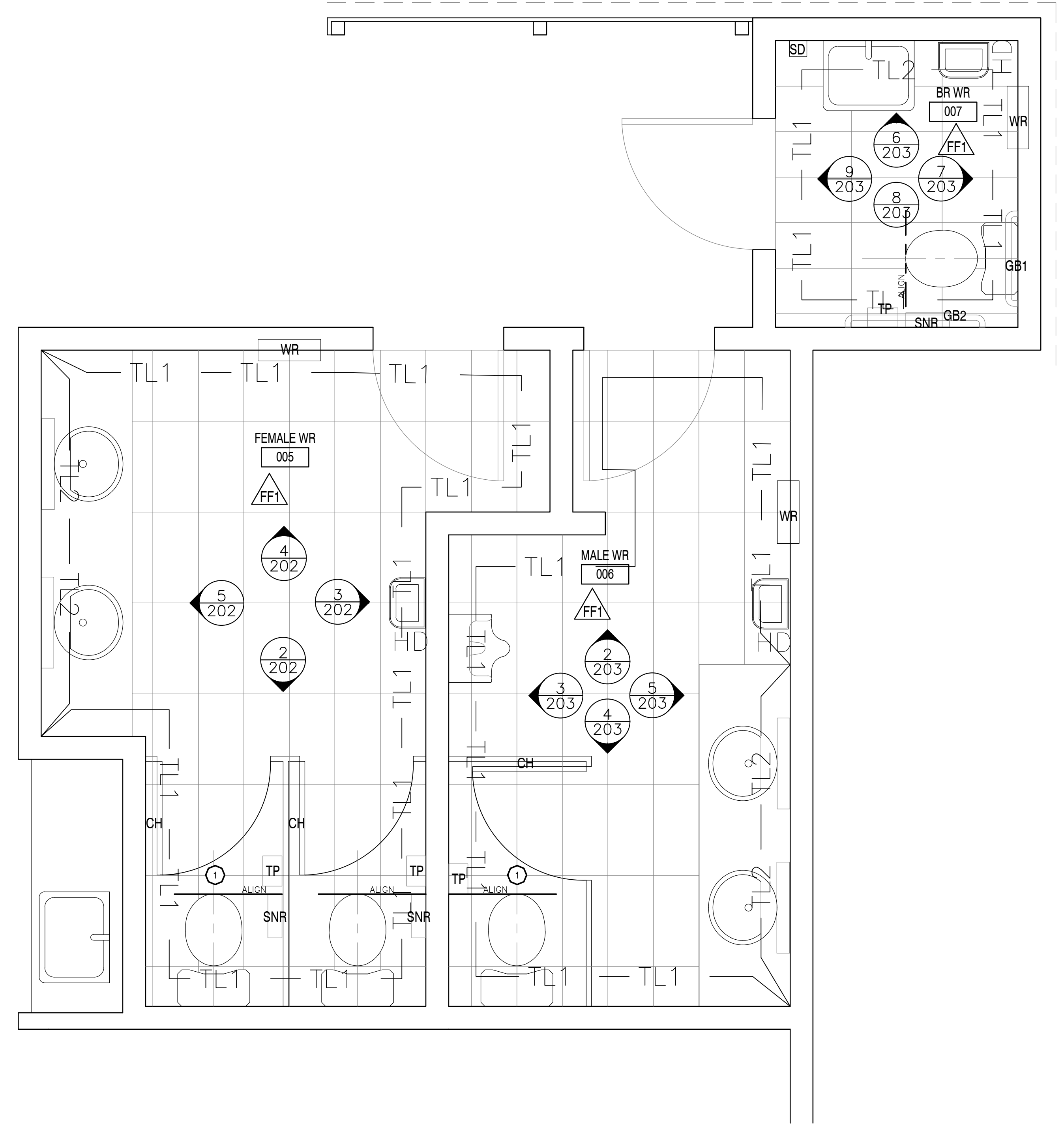
FIXTURES AND FINISHES GENERAL NOTES	
1.	ALL INTERIOR WALL FINISHES TO BE PT1 U.N.O.
2.	ALL TOILET AND SHOWER PARTITIONS TO BE HIGH PRESSURE LAMINATE SOLID CORE COLOUR, FLOOR MOUNTED. REFER TO SPECIFICATIONS.
3.	ALL BARRIER FREE TOILETS TO BE MOUNTED 460mm FROM WALL TO CENTERLINE OF FIXTURE. ALL OTHER TOILETS TO BE CENTERED ON STALL.
4.	ALL TILE TRANSITIONS TO HAVE STAINLESS STEEL STRIP - REFER TO SPECIFICATIONS.
5.	NO TILE TO RUN BEHIND MILLWORK. MILLWORK TO BE MOUNTED DIRECTLY TO DRYWALL. PROVIDE BLOCKING AS REQUIRED.
6.	ALL PT1 WALLS WITHOUT TILE TO RECEIVE 4" TL1 TILE BASE.
7.	ALL ACCESSORIES AND FIXTURES TO BE MOUNTED AT BARRIER FREE HEIGHTS U.N.O.
8.	REFER TO MECHANICAL DRAWINGS FOR ALL PLUMBING FIXTURES.

FIXTURES AND FINISHES KEY NOTES	
1	THIS TOILET STALL CONTAINS ALL BARRIER FREE FIXTURES. REFER TO SPECIFICATIONS.
FLOOR FINISH TILE	
FF1	WALL TILE/FLOOR TILE MANUFACTURER: CIOT COLLECTION: PIETRA DI BASALTO COLOUR: BIANCO NAT. SIZE: 30cm X 60cm INSTALLATION: STACK BOND GROUT: FLEXITILE - SNOWWHITE / *651 / 551 (3 mm UNSANDED)
PAINT FINISH SCHEDULE	
PT1	FIELD PAINT MANUFACTURER: BENJAMIN MOORE COLOUR: CC-30 OXFORD WHITE FINISH: EGGSHELL

WALL TILE FINISH	
TL1	WALL TILE/FLOOR TILE MANUFACTURER: CIOT COLLECTION: PIETRA DI BASALTO COLOUR: BIANCO NAT. SIZE: 30cm X 60cm INSTALLATION: HORIZONTAL STACK BOND TO 1220mm A.F.F. GROUT: FLEXITILE - SNOWWHITE / *651 / 551 (3 mm UNSANDED)
TL2	PORCELAIN TILE MANUFACTURER: CERAGRES COLLECTION: SERIO LACCATI COLOUR: AZZURO CHIARO SIZE: 102mm X 305mm INSTALLATION: HORIZONTAL STACKBOND GROUT: FLEXITILE - SNOWWHITE / *651 / 551 (3 mm UNSANDED)

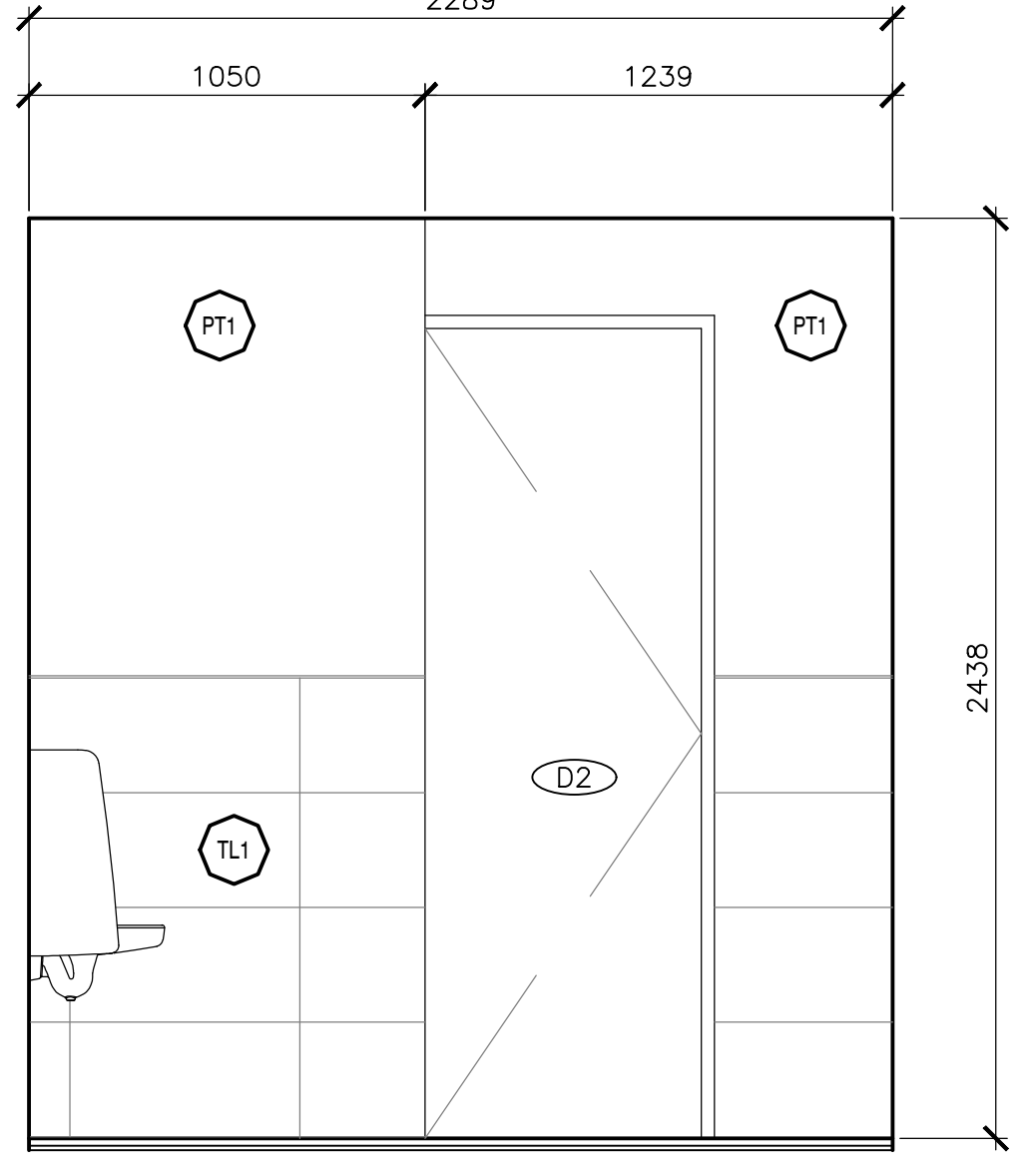
WASHROOM ACCESSORY LEGEND	
M	MIRROR - CENTER ON SINK
WR	WASTE RECEPTICAL / AS SHOWN
SD	SOAP DISPENSER - REFER TO SPECIFICATION
TP	TOILET PAPER DISPENSER
CH	CLOTHS HOOK
GB1	STAINLESS STEEL GRAB BAR 610mm, CENTERED ON TOILET
GB2	STAINLESS STEEL L-SHAPED GRAB BAR 750mm AFF
HD	HAND DRYER
SNR	FEMININE NAPKIN DISPOSAL BIN

MILLWORK SCHEDULE (SEE A-600'S FOR MILLWORK DRAWINGS)	
MM7	WASHROOM VANITY: VANITY COUNTERTOP: SOLID COLOUR CORE, DUPONT CORIAN, SILVERITE VANITY CABINET: HIGH PRESSURE LAMINATE, BLACK (EXACT FINISH TBD)

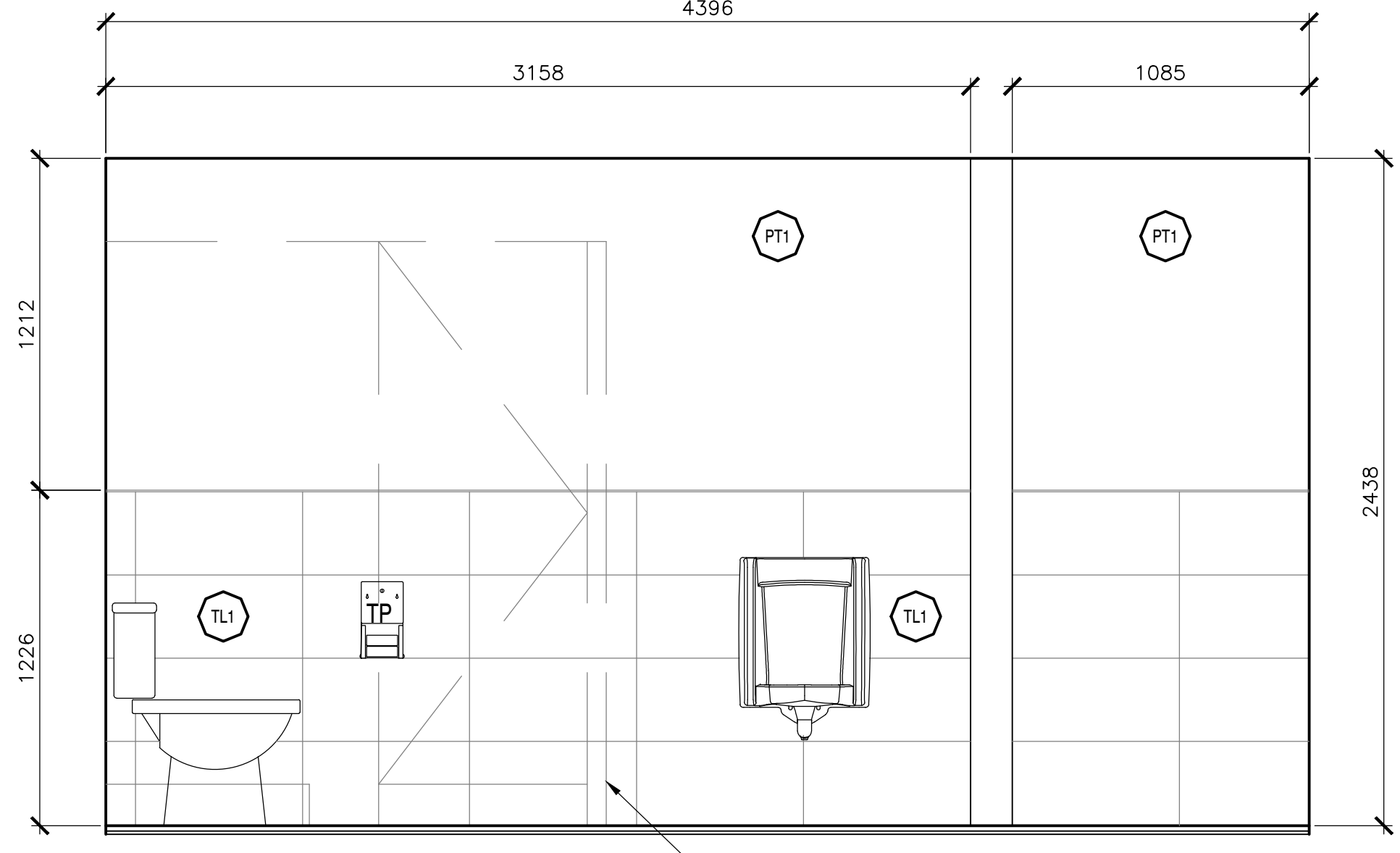


1 WASHROOMS - DETAILED FLOOR PLAN
SCALE: 1:20

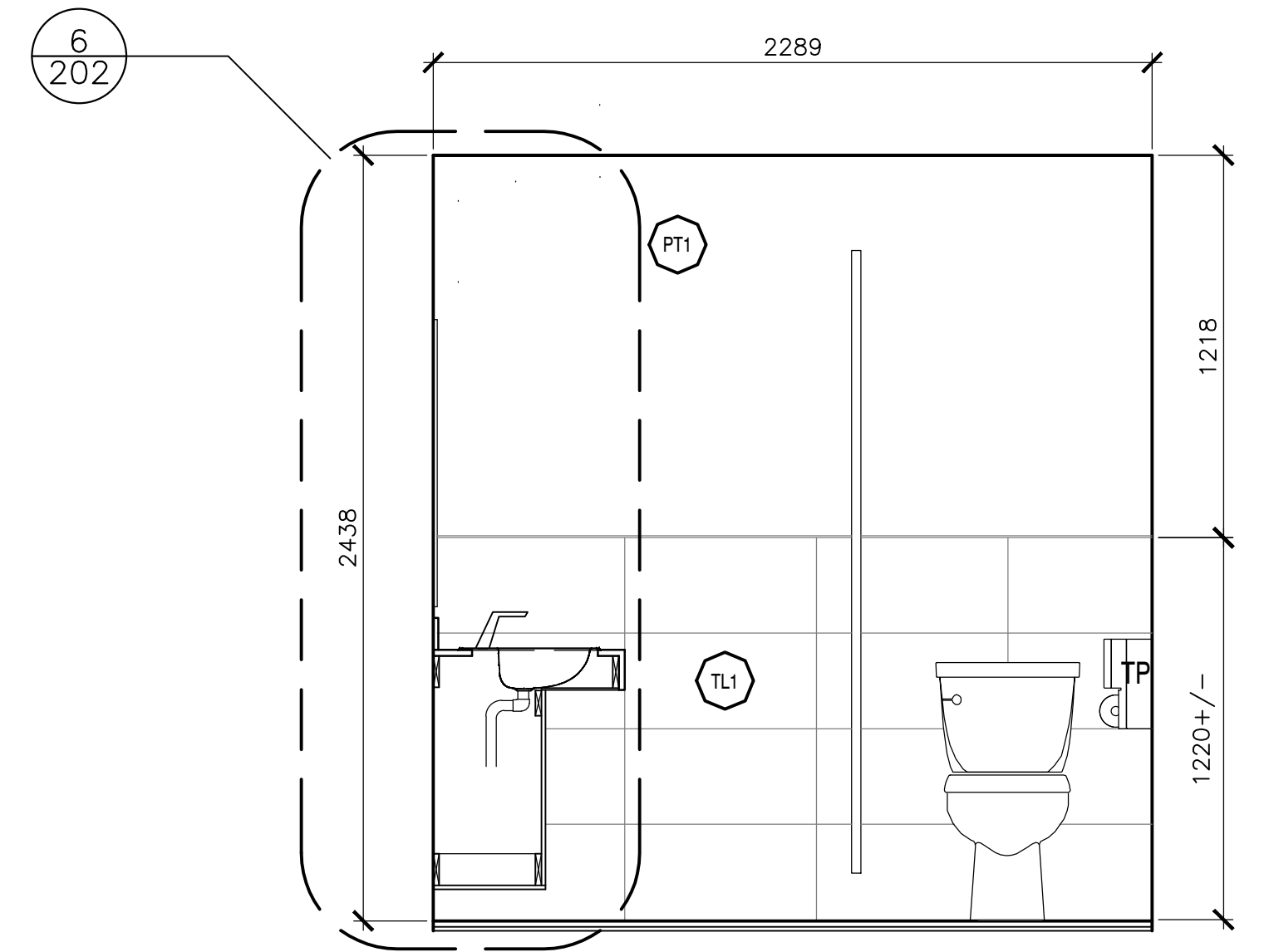
NOTE: ALL CEILING HEIGHT DIMENSIONS ARE FOR GENERAL REFERENCE. CONTRACTOR TO CONFIRM FINISHED CEILING HEIGHTS ON SITE.



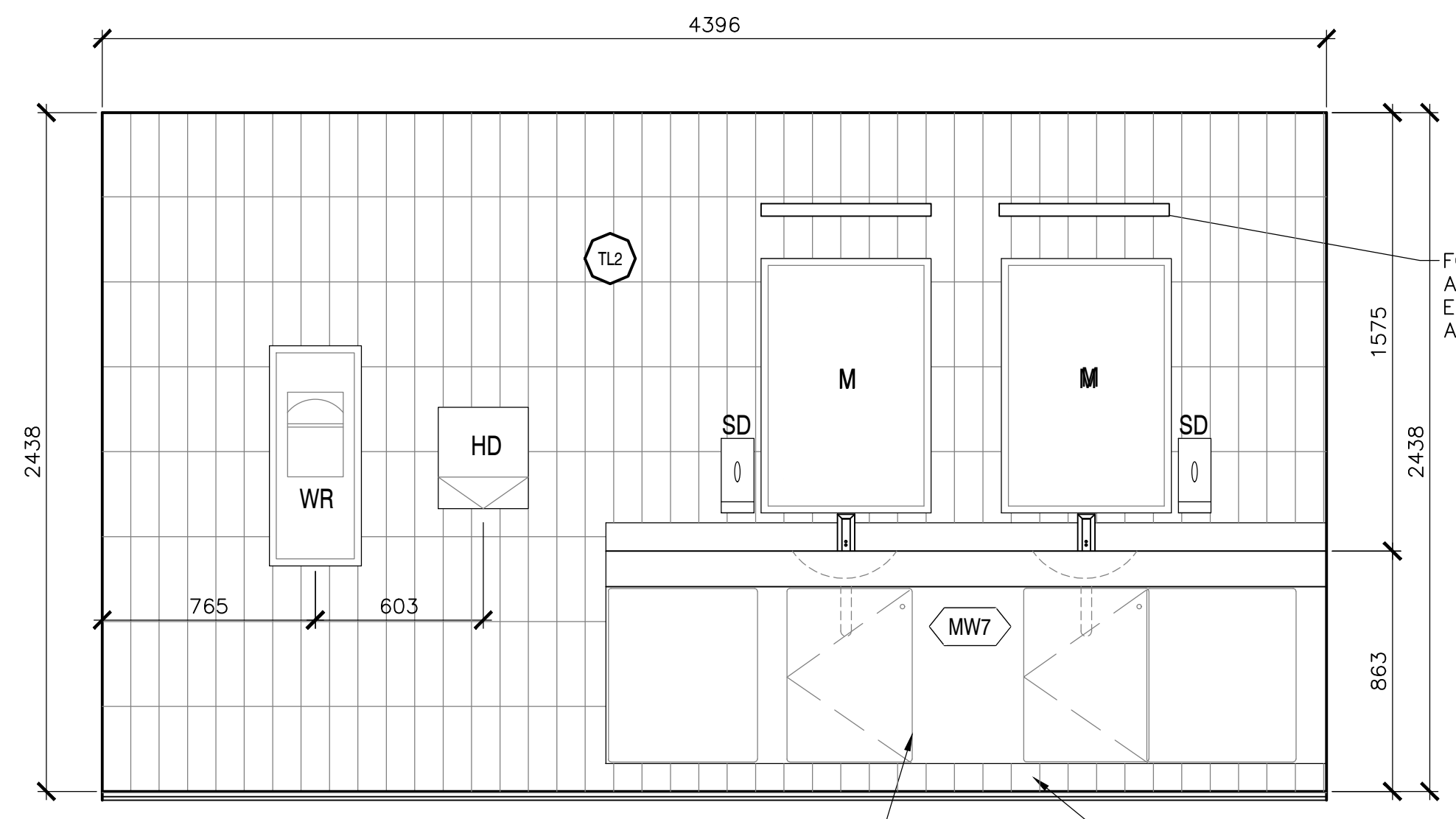
2 MALE WASHROOM - ELEVATION
SCALE: 1:20



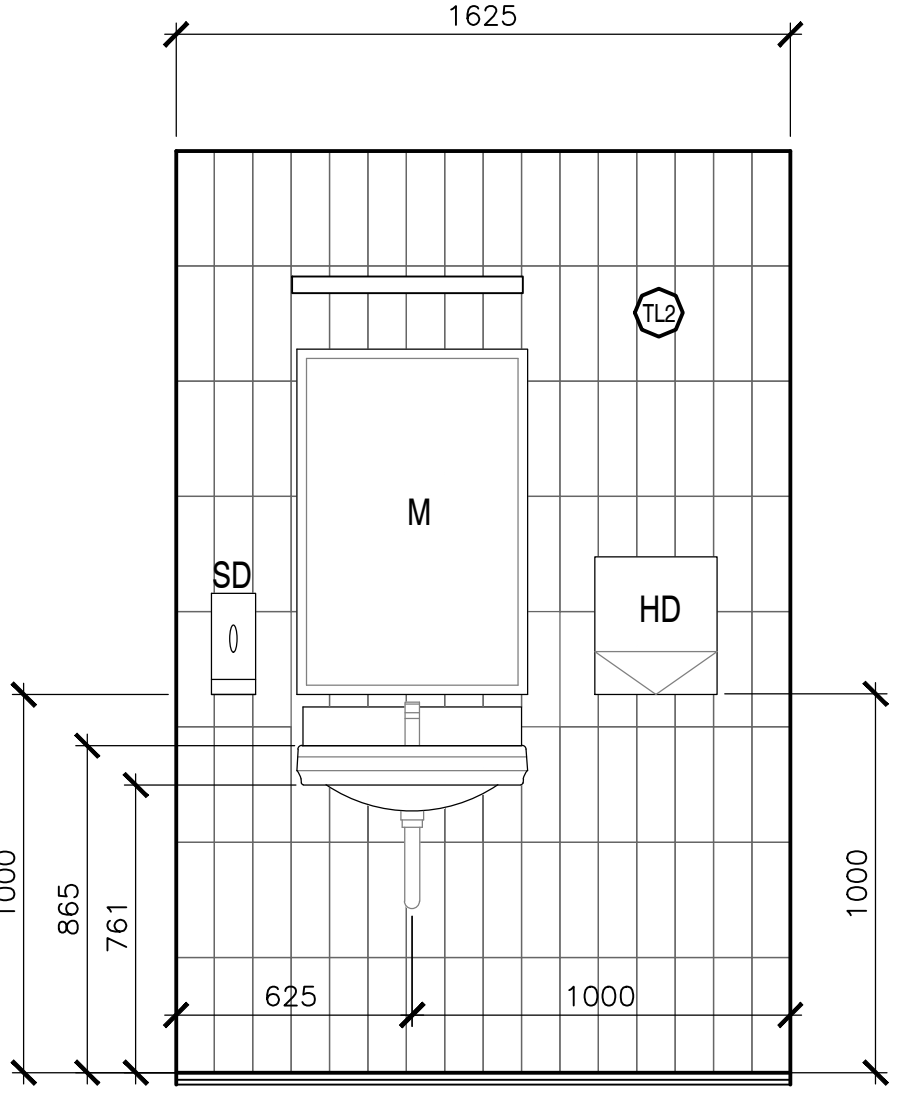
3 MALE WASHROOM - ELEVATION
SCALE: 1:20



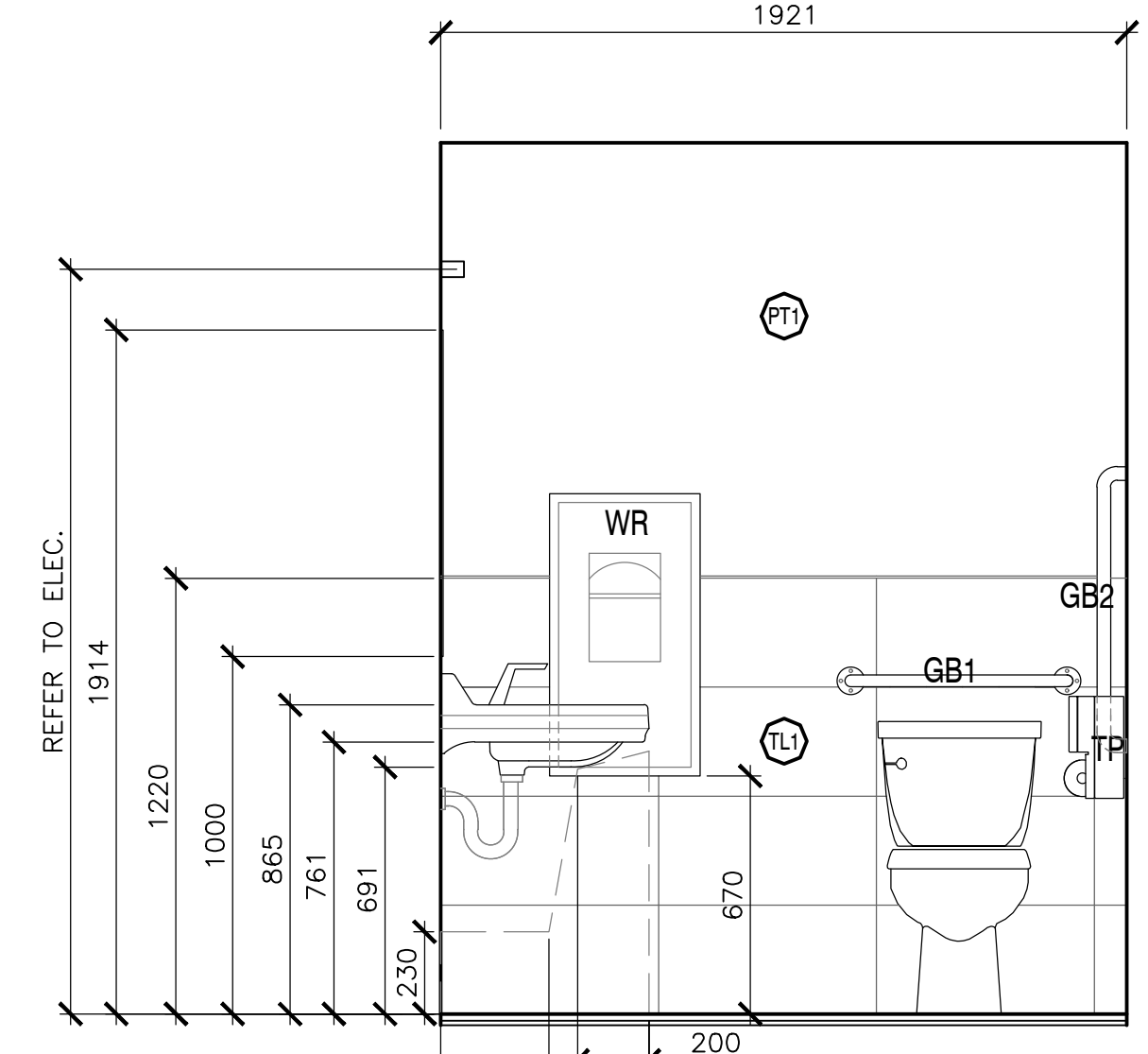
4 MALE WASHROOM - ELEVATION
SCALE: 1:20



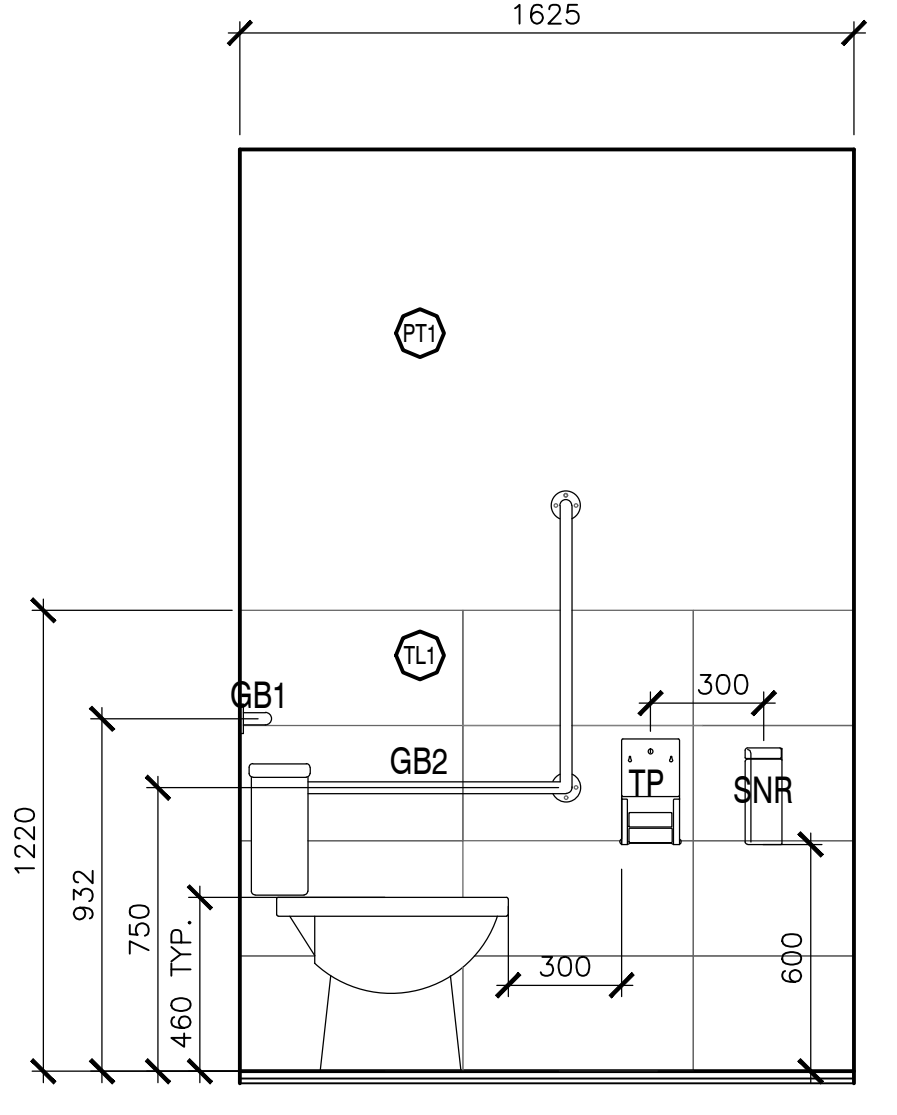
5 MALE WASHROOM - ELEVATION
SCALE: 1:20



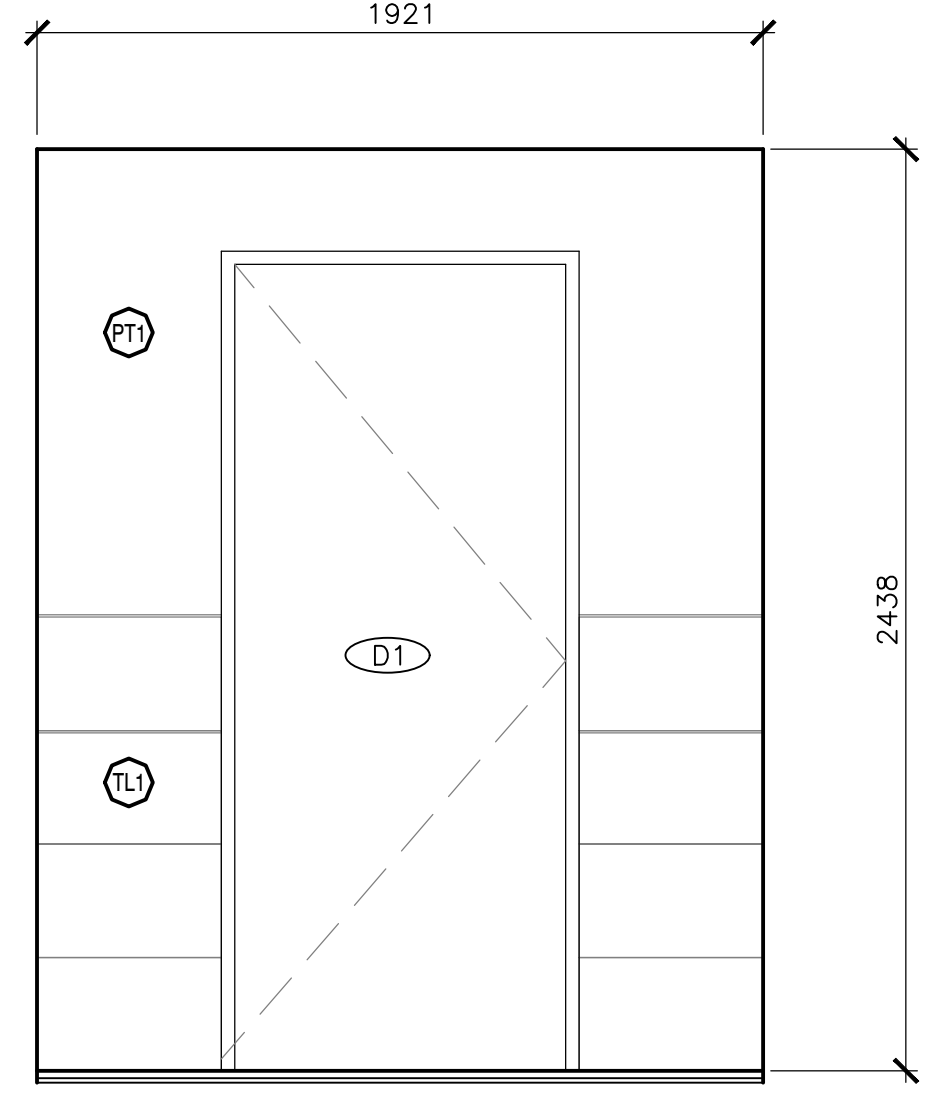
6 BARRIER FREE WASHROOM - ELEVATION
SCALE: 1:20



7 BARRIER FREE WASHROOM - ELEVATION
SCALE: 1:20



8 BARRIER FREE WASHROOM - ELEVATION
SCALE: 1:20



9 BARRIER FREE WASHROOM - ELEVATION
SCALE: 1:20



revision	description	date
5	ISSUED FOR TENDER	01/31
4	ISSUED FOR BS8	12/21
3	ISSUED FOR BS4	11/15
2	ISSUED FOR BS3	09/25
1	ISSUED FOR BS2	08/09

FACILITY REHABILITATION
KOUCHIBOUQUAC
NATIONAL PARK
KOUCHIBOUQUAC
NEW BRUNSWICK

RYANS BUILDING
WASHROOM ELEVATION
MALE

designed	conçu
date	
drawn	dessiné
date	
approved	approuvé
date	
Tender	Submission
FWSC Project Manager	Administrateur de projets TPSCG
project number	no. du projet
1848-954	
drawing no.	no. du dessin
A-203	

ENVELOPE REMEDIATION - GENERAL PROCEDURES

WALL, FLOOR AND ROOF CONDITIONS MAY VARY. INTENT OF DRAWINGS TO SHOW GENERAL PROCEDURE FOR RE-CLADDING AND ROOFING THE VARIOUS BUILDINGS BASED ON NEW DETAILS AND PROCEDURE:

1. REMOVE EXISTING WOOD CLADDING AND ROOFING
2. REMOVE EXISTING AIR/WEATHER BARRIER IF IN PLACE
3. INVESTIGATE EXISTING STRUCTURE FOR SIGNS OF MOISTURE DAMAGE. IDENTIFY ANY DAMAGE TO PARKS CANADA PROJECT REPRESENTATIVE. REMOVE ANY SHEATHING AND STRUCTURE DAMAGED BY MOISTURE AND REPLACE WITH NEW SHEATHING BOARDS OF REQUIRED THICKNESS FOR ASSEMBLY
4. CONTRACTOR TO ENSURE THAT ALL EXISTING SUBSTRATES (SHEATHING) ARE SUFFICIENTLY SIZED FOR ASSEMBLY MATERIALS (CLADDING, ROOFING) AS INDICATED IN SPECIFICATIONS. ANY EXISTING MATERIALS THAT DO NOT MEET THE REQUIREMENTS TO BE IDENTIFIED AND COMMUNICATED TO THE PARKS CANADA PROJECT REPRESENTATIVE FOR REPLACEMENT WITH APPROPRIATE SHEATHING/SUBSTRATE
5. CAREFULLY REMOVE EXISTING WINDOWS WHERE INDICATED
6. INSTALL NEW WINDOWS AS PER DETAILS AND SPECIFICATIONS
7. INSTALL NEW WALL CLADDING ASSEMBLY AS PER DETAILS AND SPECIFICATIONS
8. INSTALL NEW ROOF ASSEMBLY AS PER DETAILS AND SPECIFICATIONS
9. REPAIR AND MAKE GOOD ANY DAMAGED FINISHES RESULTING FROM THE WORK

TYPICAL WALL ASSEMBLY (EXISTING)

- VERTICAL WOOD SIDING (1" X 5.6" ROUGH SAWN)
- 15# ASPHALT FELT BUILDING PAPER
- EXTERIOR SHEATHING
- R-10 BATT INSULATION
- 38 X 89mm STUDS @ 400mm O.C.
- 38 X 89mm HORIZONTAL BLOCKING @ 610mm O.C.
- 9.5mm INTERIOR PLYWOOD - PAINTED

TYPICAL ROOF ASSEMBLY (EXISTING)

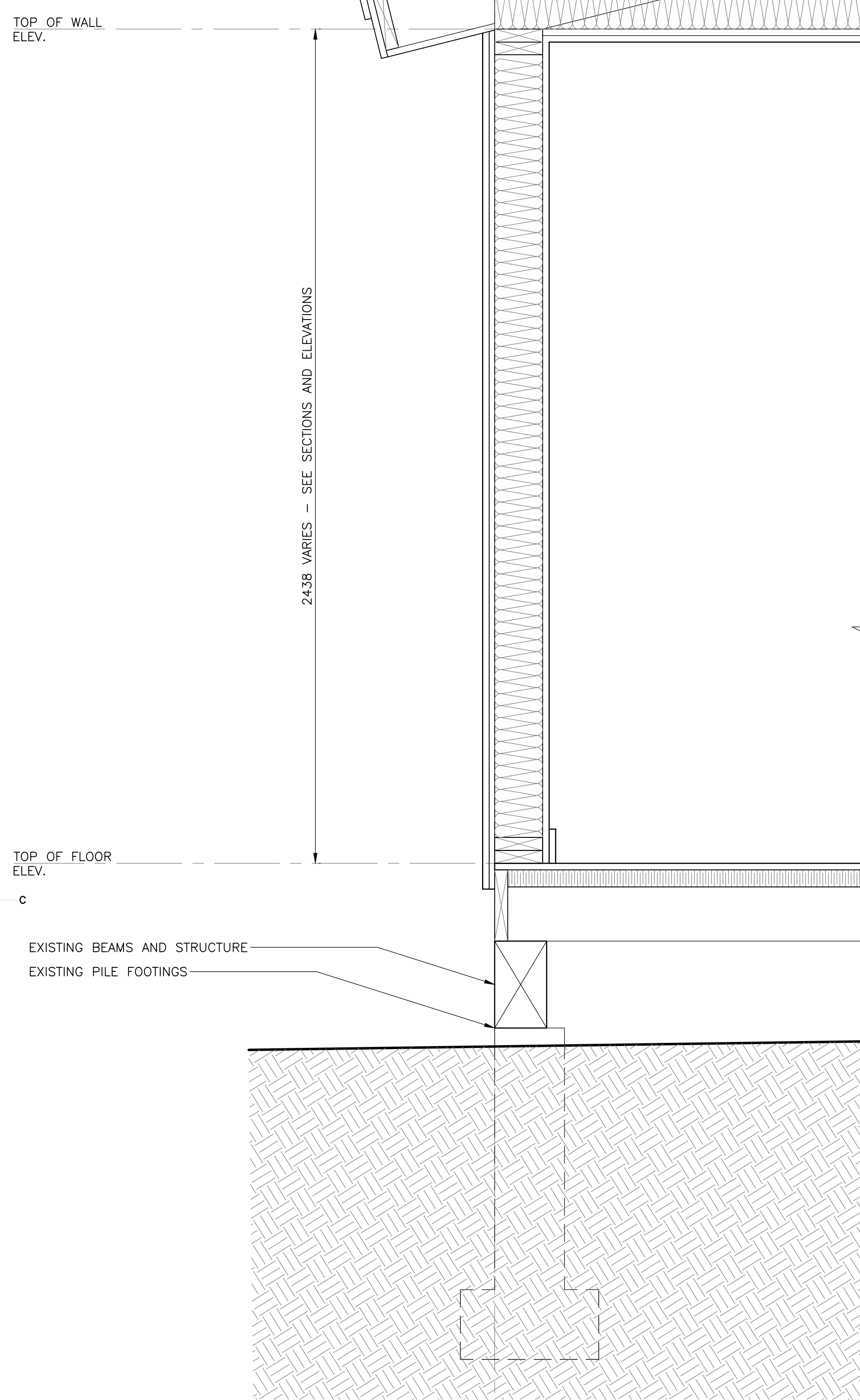
- ASPHALT SHINGLES
- 45# ROLL ROOFING
- 13mm PLYWOOD SHEATHING
- 38 X 235mm RAFTERS @ 400mm O.C.
- OVER RENTAL OFFICE
- 38 X 184mm RAFTERS @ 400mm O.C.
- OVER REMANDER
- 38 X 140 CEILING JOISTS
- R-10 BATT INSULATION - CEILING
- 9.5mm PLYWOOD CEILING SUSPENDED

TYPICAL WALL ASSEMBLY (EXISTING)

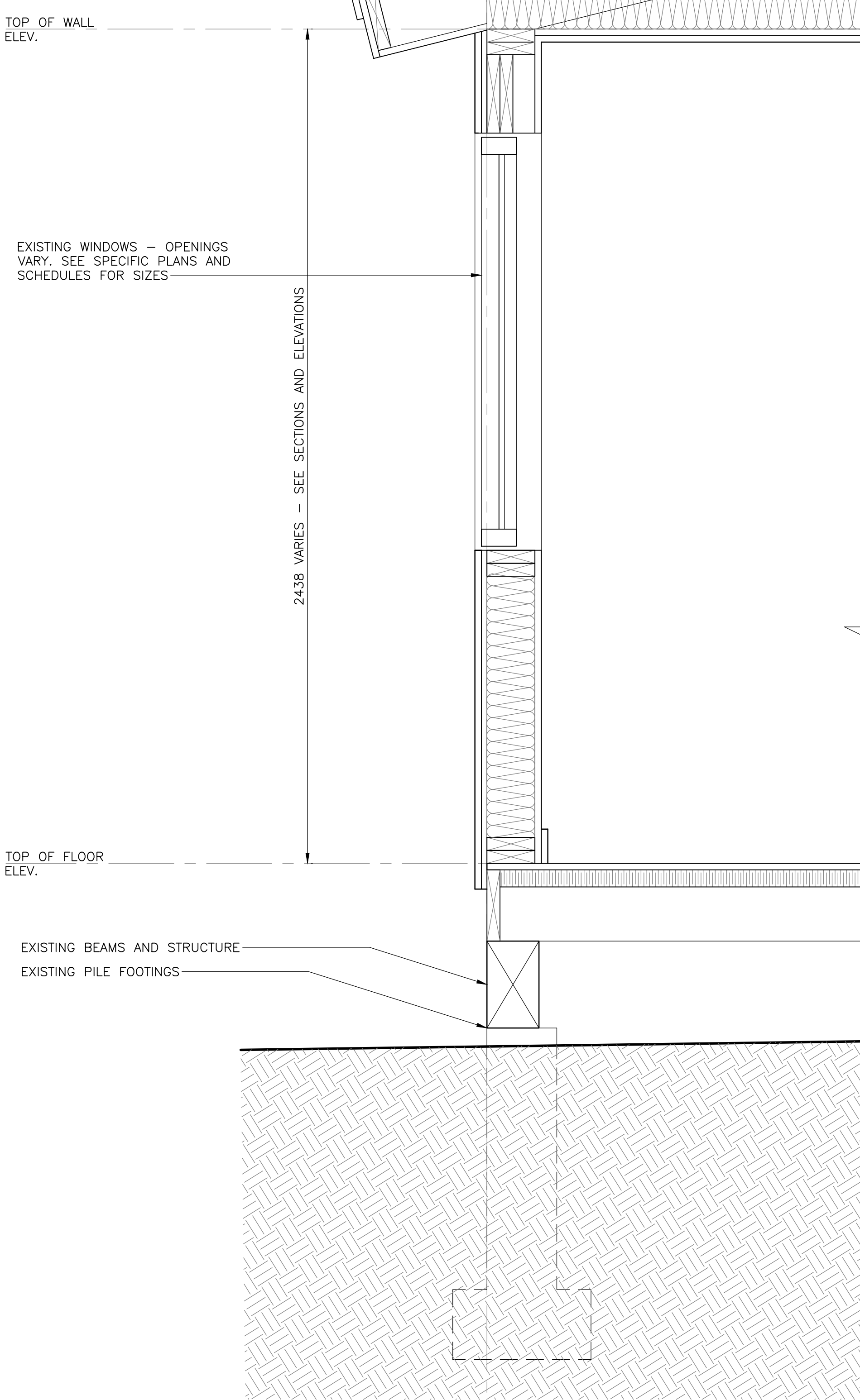
- VERTICAL WOOD SIDING (1" X 5.6" ROUGH SAWN)
- 15# ASPHALT FELT BUILDING PAPER
- EXTERIOR SHEATHING
- R-10 BATT INSULATION
- 38 X 89mm STUDS @ 400mm O.C.
- 38 X 89mm HORIZONTAL BLOCKING @ 610mm O.C.
- 9.5mm INTERIOR PLYWOOD - PAINTED

TYPICAL ROOF ASSEMBLY (EXISTING)

- ASPHALT SHINGLES
- 45# ROLL ROOFING
- 13mm PLYWOOD SHEATHING
- 38 X 235mm RAFTERS @ 400mm O.C.
- OVER RENTAL OFFICE
- 38 X 184mm RAFTERS @ 400mm O.C.
- OVER REMANDER
- 38 X 140 CEILING JOISTS
- R-10 BATT INSULATION - CEILING
- 9.5mm PLYWOOD CEILING SUSPENDED



1 301 EXISTING WALL CONDITION - TYP. SCALE : 1:10



2 301 EXISTING WALL - TYP. OPENINGS SCALE : 1:10

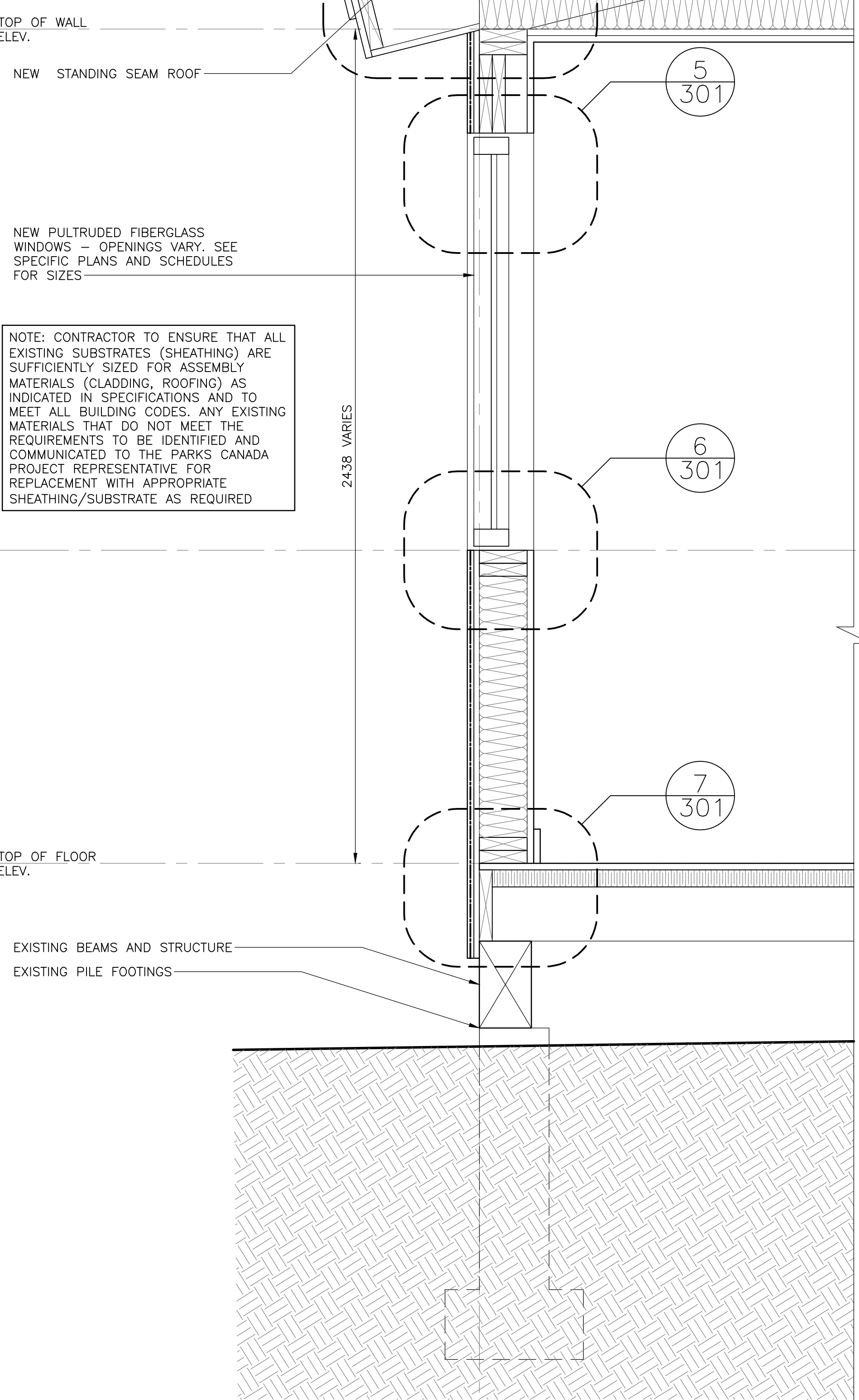
TYPICAL WALL ASSEMBLY (NEW)

- NEW 19mm X 133mm VERTICAL WHITE CEDAR WOOD SIDING
- NEW 19mm HORIZONTAL FURRING @ 400mm O.C./AIR SPACE
- NEW 19mm VERTICAL FURRING @ 400mm O.C./AIR SPACE
- NEW VAPOR PERMEABLE AIR/WEATHER BARRIER
- EXISTING PARTICLE BOARD SHEATHING
- EXISTING R-10 BATT INSULATION
- EXISTING 38X89mm STUD @ 400mm O.C.
- EXISTING 38X89mm HORIZONTAL BLOCKING @ 610mm O.C.
- EXISTING 38X235mm RAFTERS @ 400mm O.C.
- EXISTING 9.5mm INTERIOR PLYWOOD
- NEW PAINT - P1

TYPICAL ROOF ASSEMBLY (NEW)

- NEW ASPHALT ROOF SHINGLES (DARK CHARCOAL GREY)
- NEW WATERPROOFING UNDERLAYMENT
- (EXISTING) ROOF SHEATHING
- EXISTING ROOF STRUCTURE
- EXISTING 19mm CEILING STRAPPING
- EXISTING PLYWOOD
- NEW PAINT - P1

(Note: NEW VAPOR RETARDER MEMBRANE AND NEW MOISTURE RESISTANT GYPSUM BOARD TO BE INCLUDED IN WASHROOMS 005,006 AND 007 AS NEW CEILING ASSEMBLY)

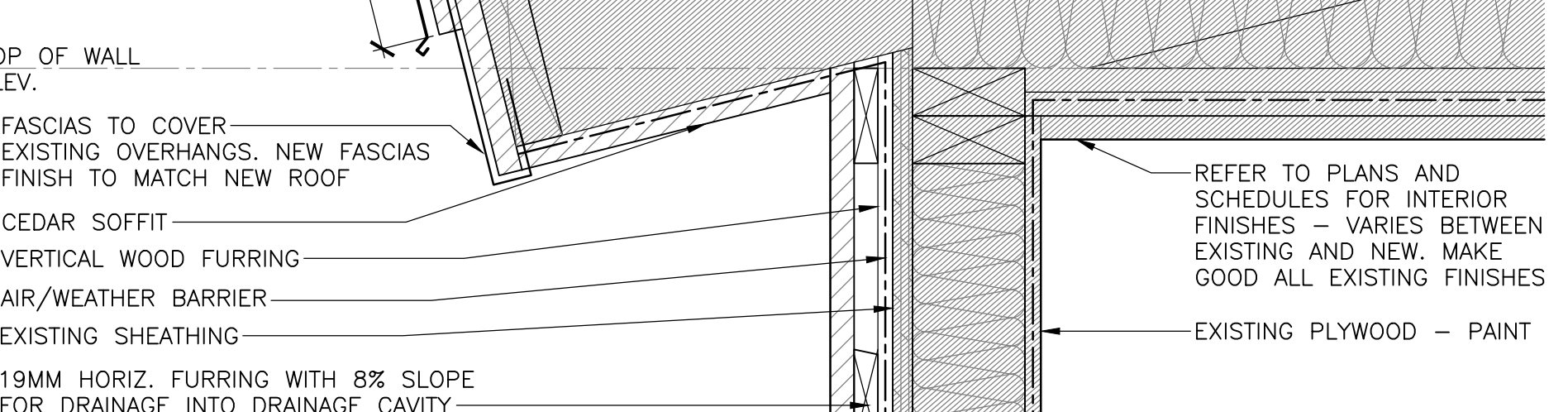


3 301 EXISTING WALL - RECLADDING SCALE : 1:10

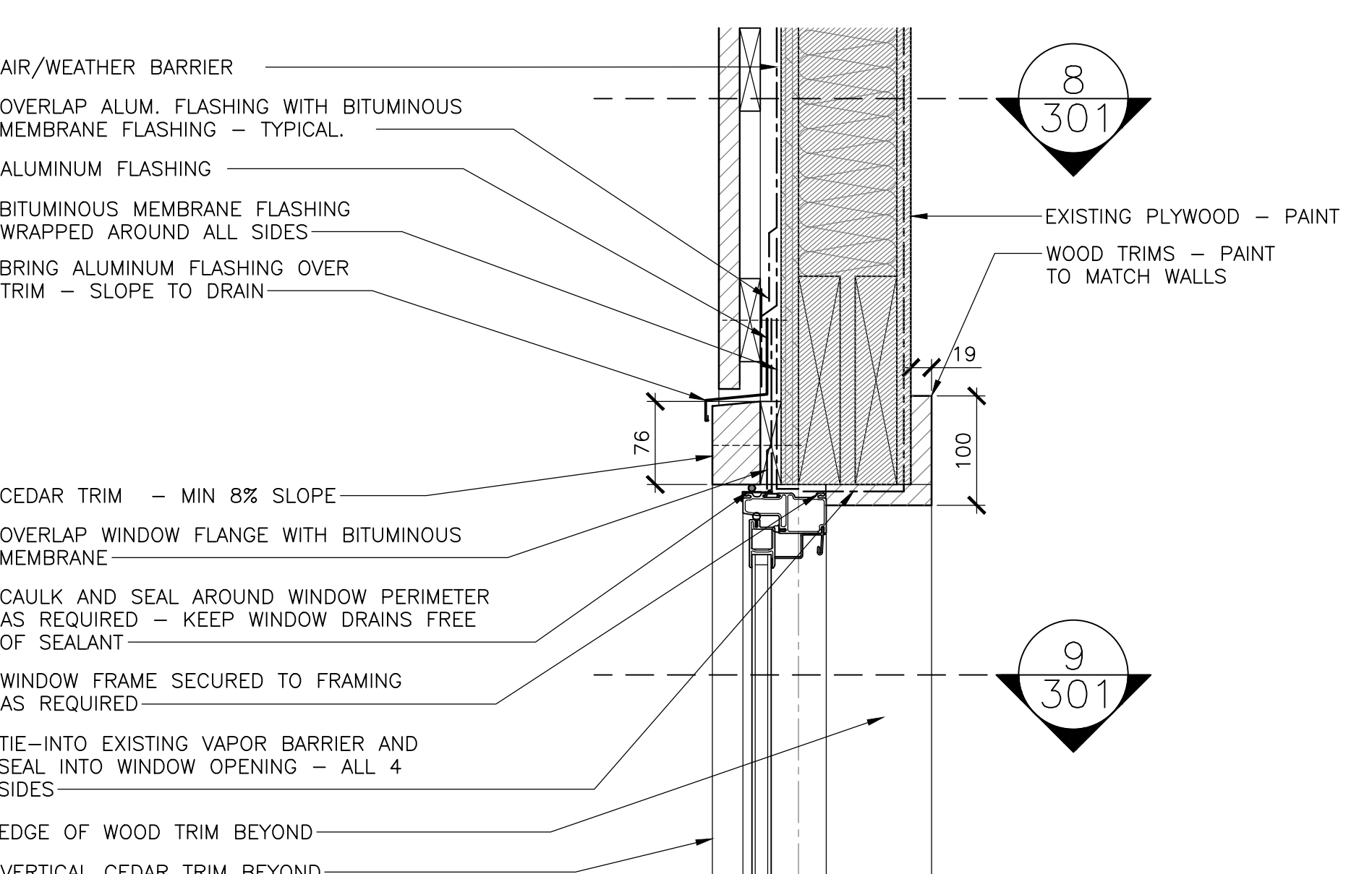
TYPICAL ROOF ASSEMBLY (NEW)

- NEW STANDING SEAM METAL ROOF
- NEW VENT/ DRAINAGE MAT
- NEW UNDERLAYMENT S/S MEMBRANE
- EXISTING 13mm PLYWOOD SHEATHING
- EXISTING 38 X 235mm RAFTERS @ 400mm O.C.
- OVER RENTAL OFFICE
- EXISTING 38 X 184mm RAFTERS @ 400mm O.C.
- EXISTING 38 X 140 CEILING JOISTS
- EXISTING R-10 BATT INSULATION - CEILING
- EXISTING 19mm CEILING STRAPPING
- EXISTING PLYWOOD
- NEW PAINT - P1

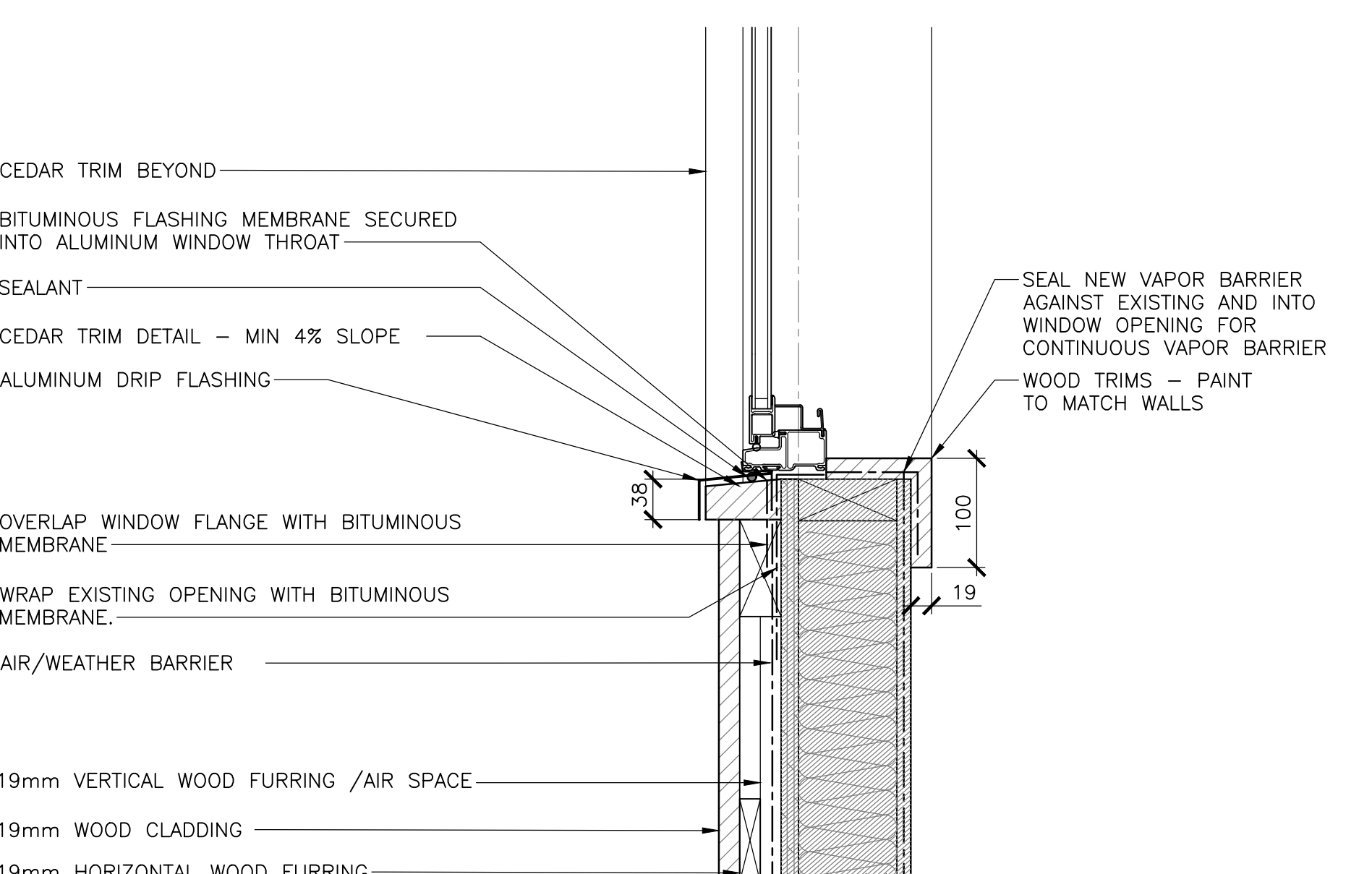
(Note: NEW VAPOR RETARDER MEMBRANE AND NEW MOISTURE RESISTANT GYPSUM BOARD TO BE INCLUDED IN WASHROOMS 005,006 AND 007 AS NEW CEILING ASSEMBLY)



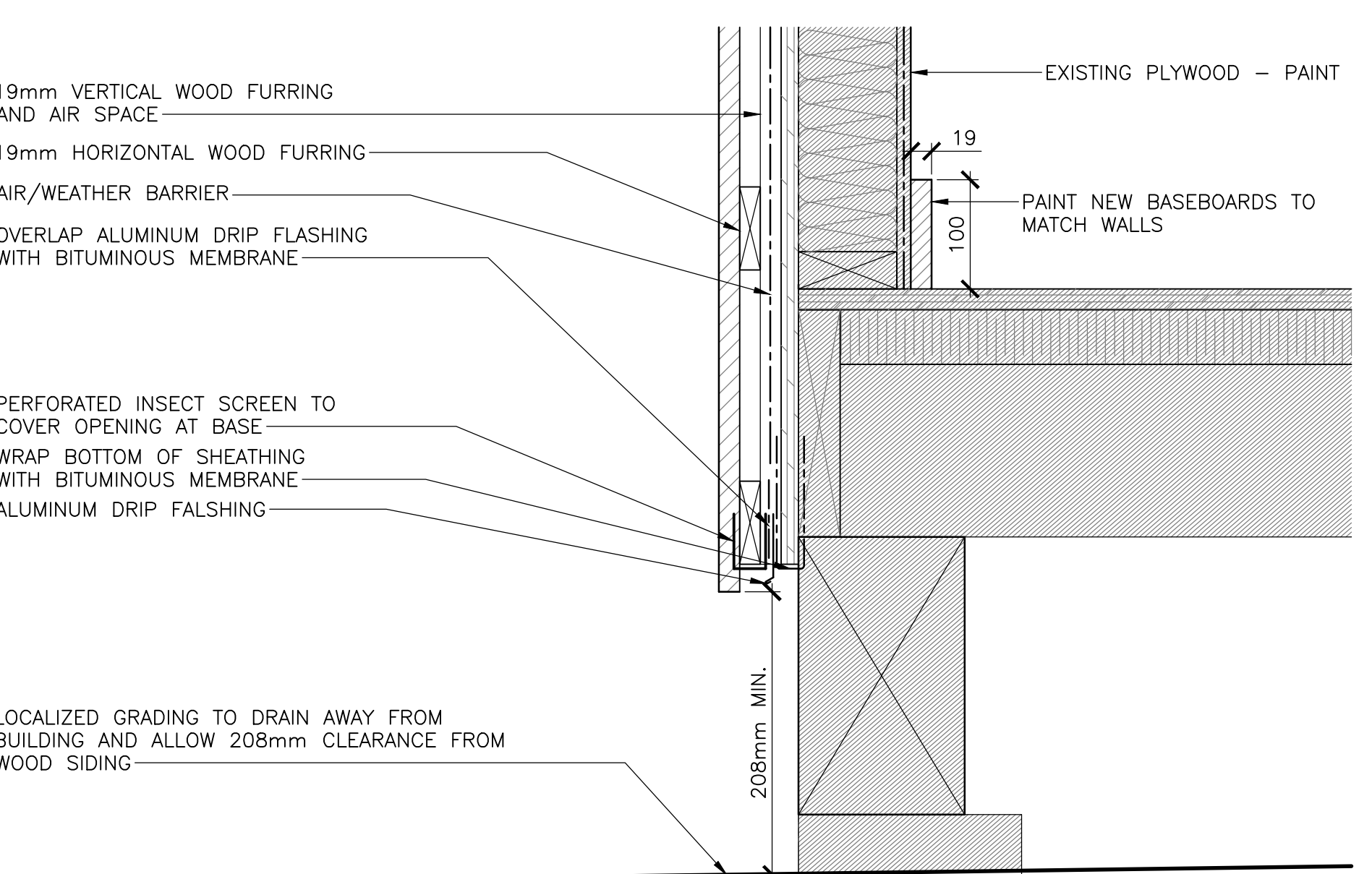
4 301 SECTION DETAIL - ROOF EAVES SCALE : 1:5



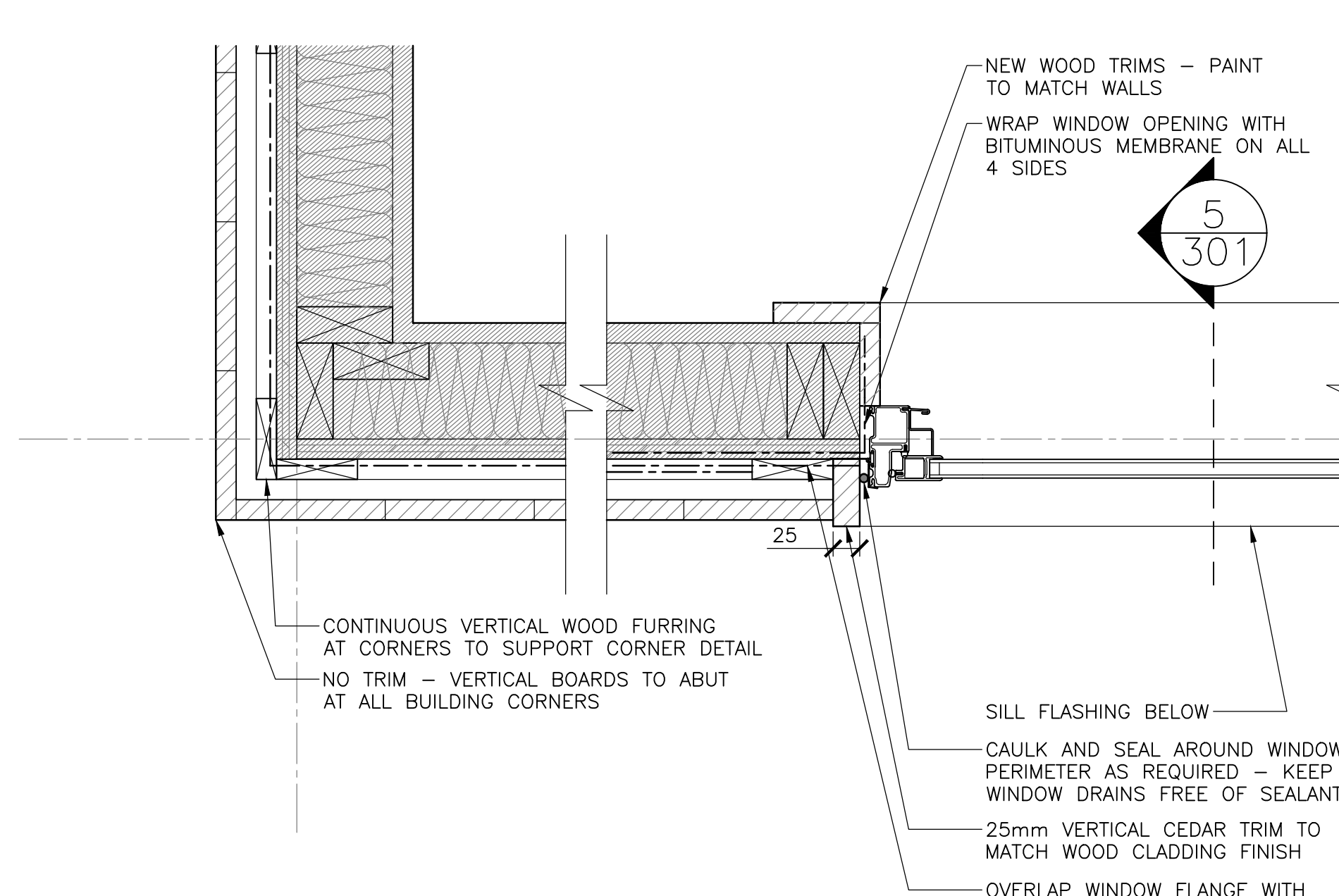
5 301 SECTION DETAIL - WINDOW HEADER SCALE : 1:5



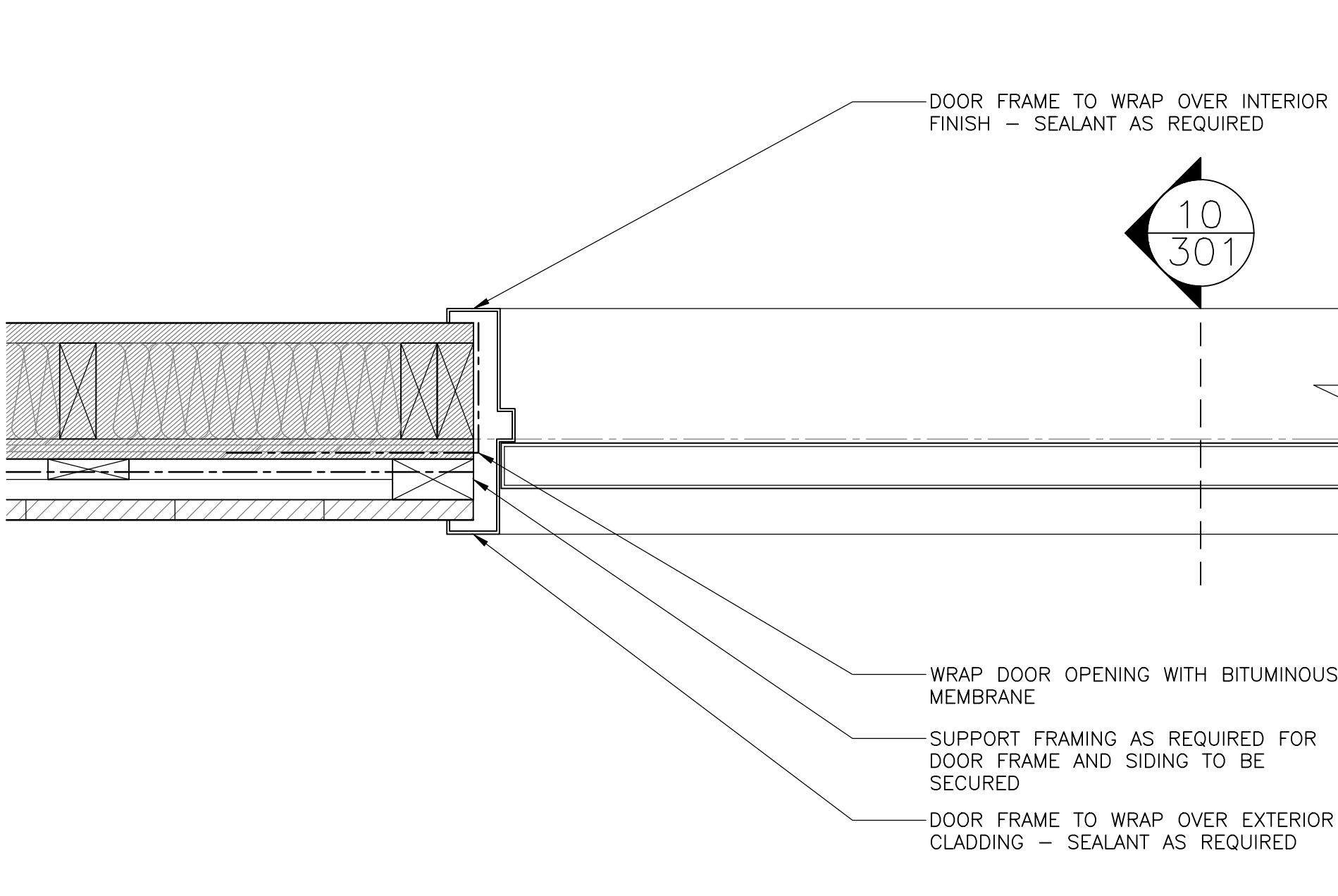
6 301 SECTION DETAIL - WINDOW SILL SCALE : 1:5



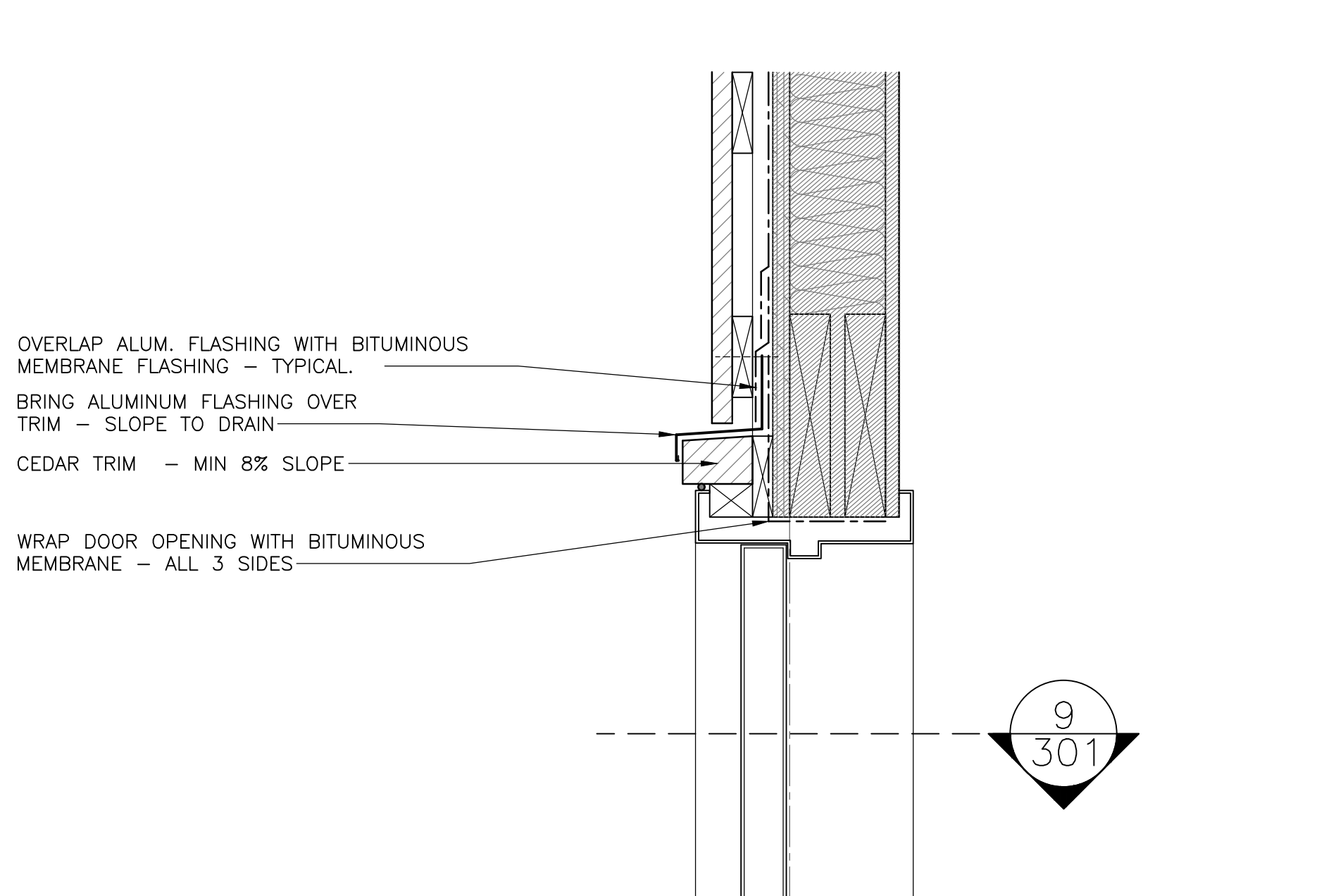
7 301 SECTION DETAIL - WALL BASE SCALE : 1:5



8 301 PLAN DETAIL - TYPICAL CONDITIONS SCALE : 1:5



9 301 PLAN DETAIL - DOOR JAMB SCALE : 1:5



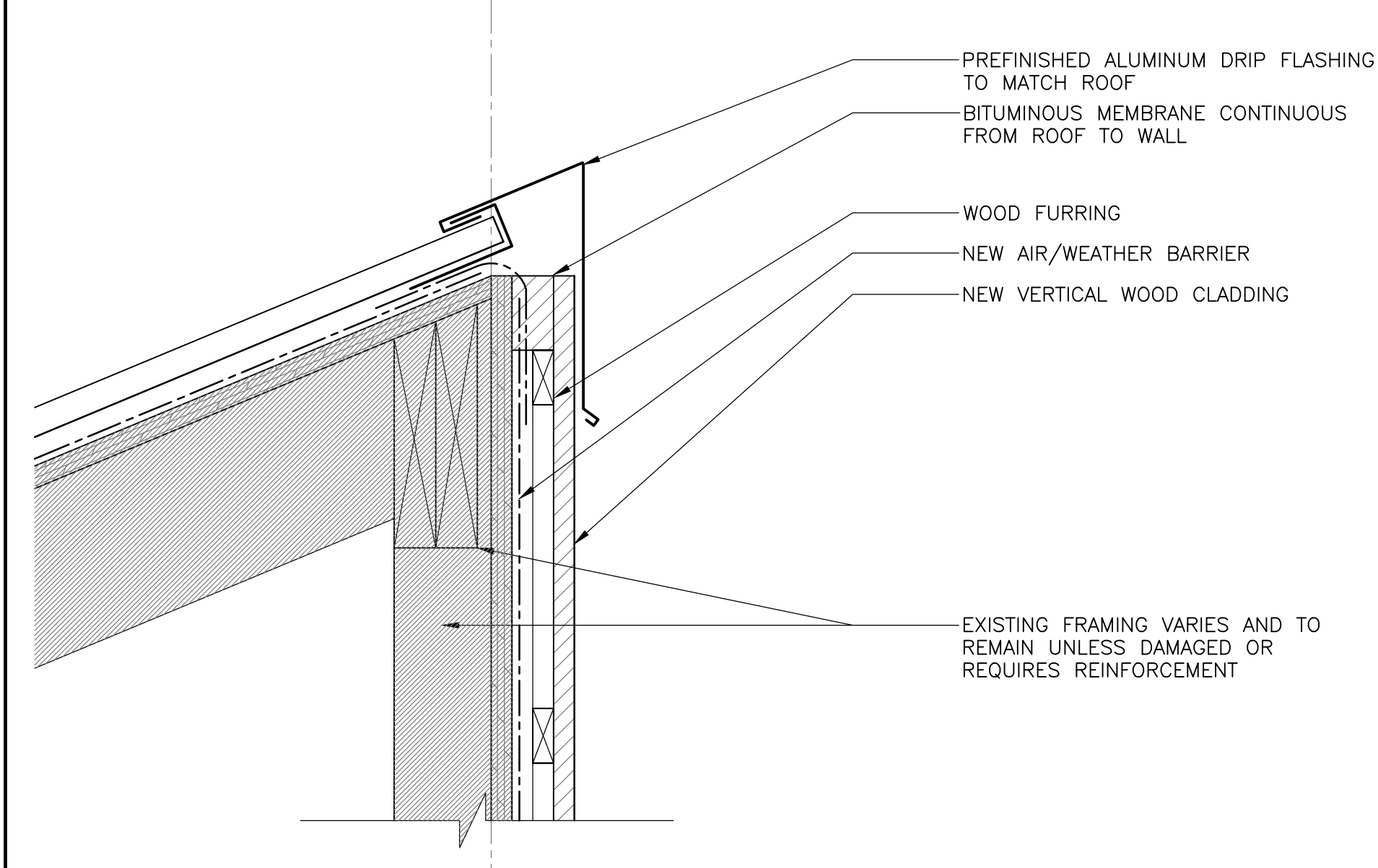
10 301 SECTION DETAIL - DOOR HEAD SCALE : 1:5

5	ISSUED FOR TENDER	01/31
4	ISSUED FOR BS8	12/21
3	ISSUED FOR BS4	11/15
2	ISSUED FOR BS3	09/25
1	ISSUED FOR BS2	08/09

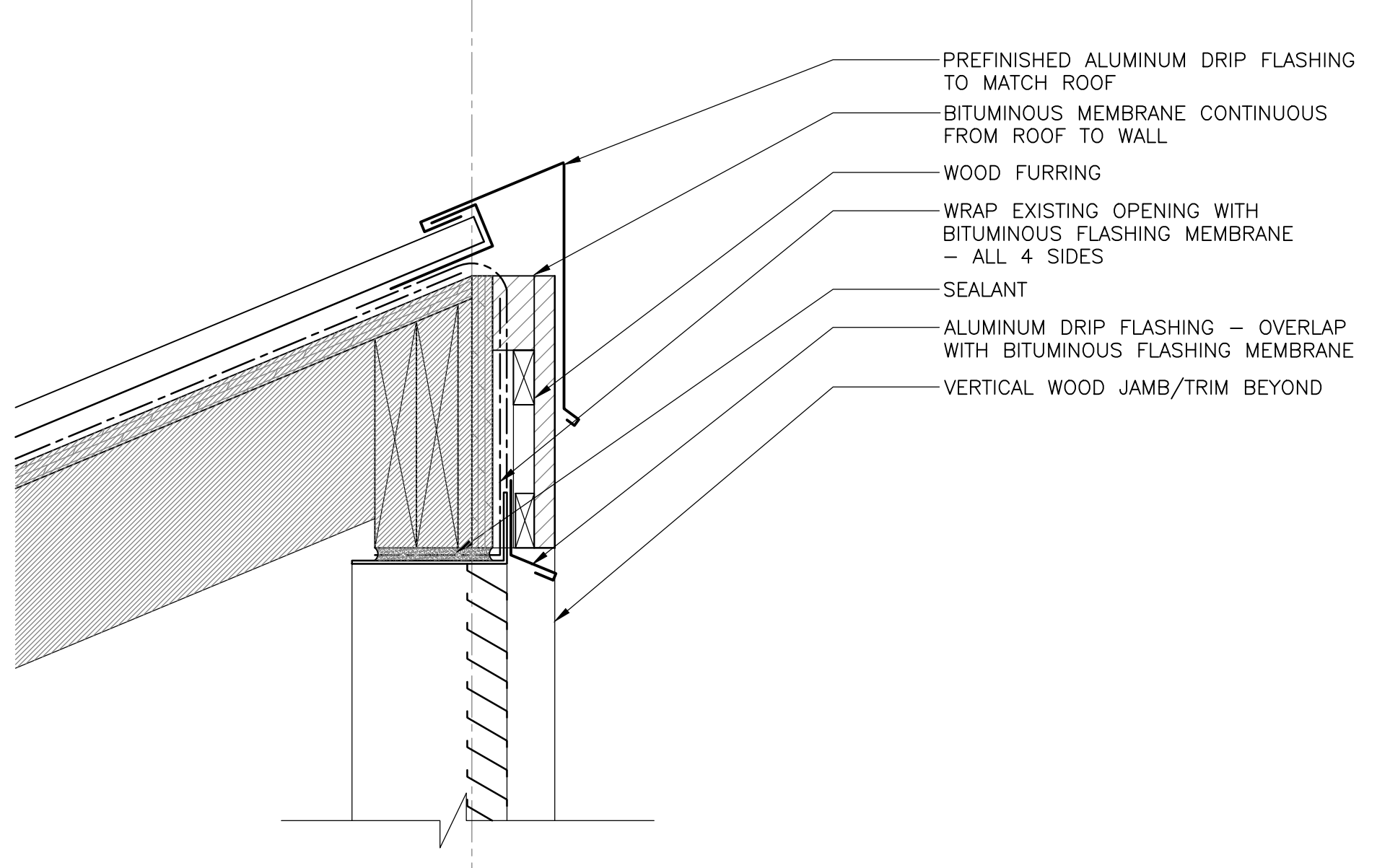
project
FACILITY REHABILITATION
KOUCHIBOUGUAC
NATIONAL PARK
KOUCHIBOUGUAC
NEW BRUNSWICK

drawing
RYAN'S BUILDING
CLADDING AND ROOFING
TYPICAL DETAILS

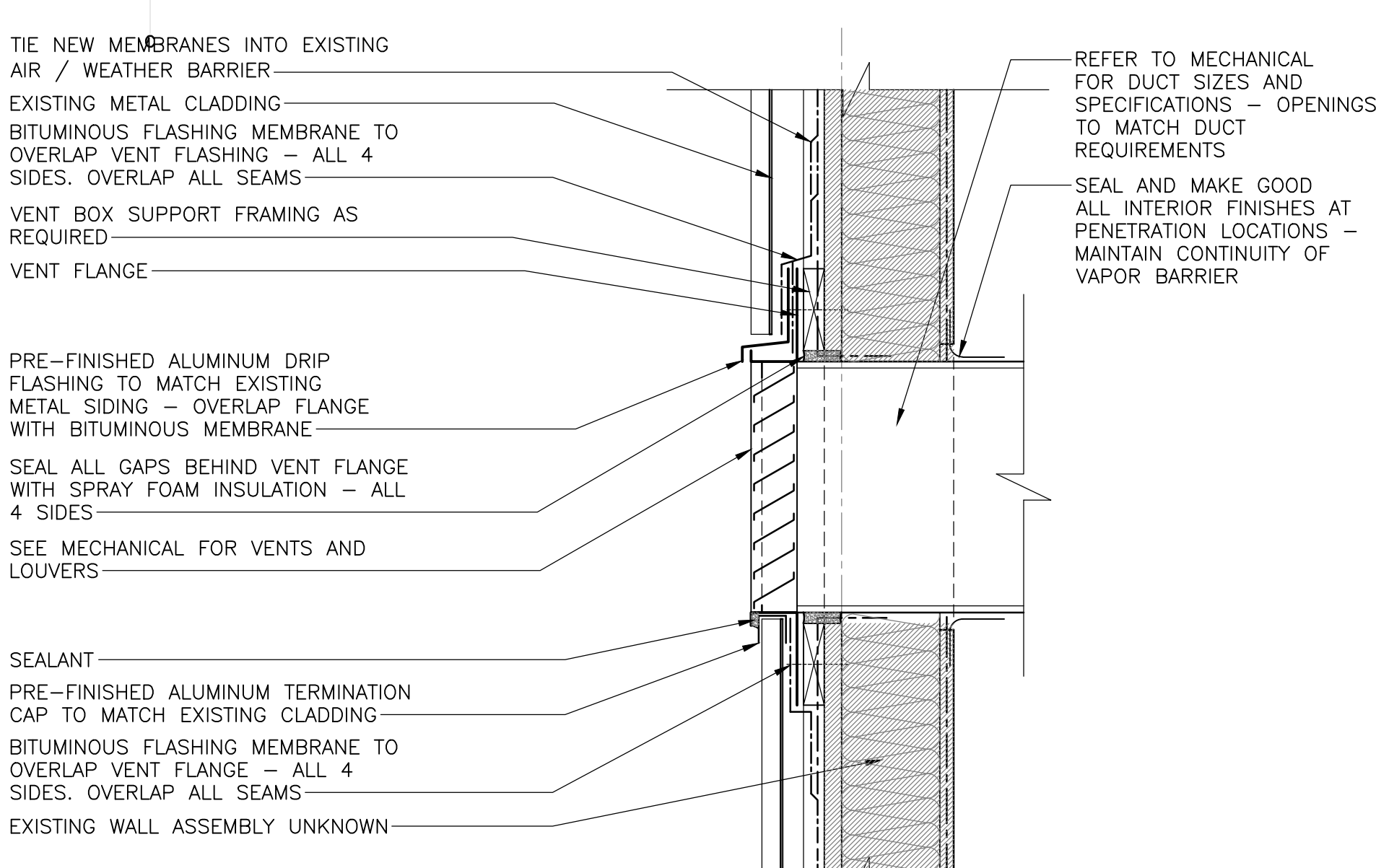
designed Ekistics Planning & Design
drawn
date
approved
date
Tender Submission
PWSC Project Manager Administrateur de projets TPSC
project number
drawing no. A-301



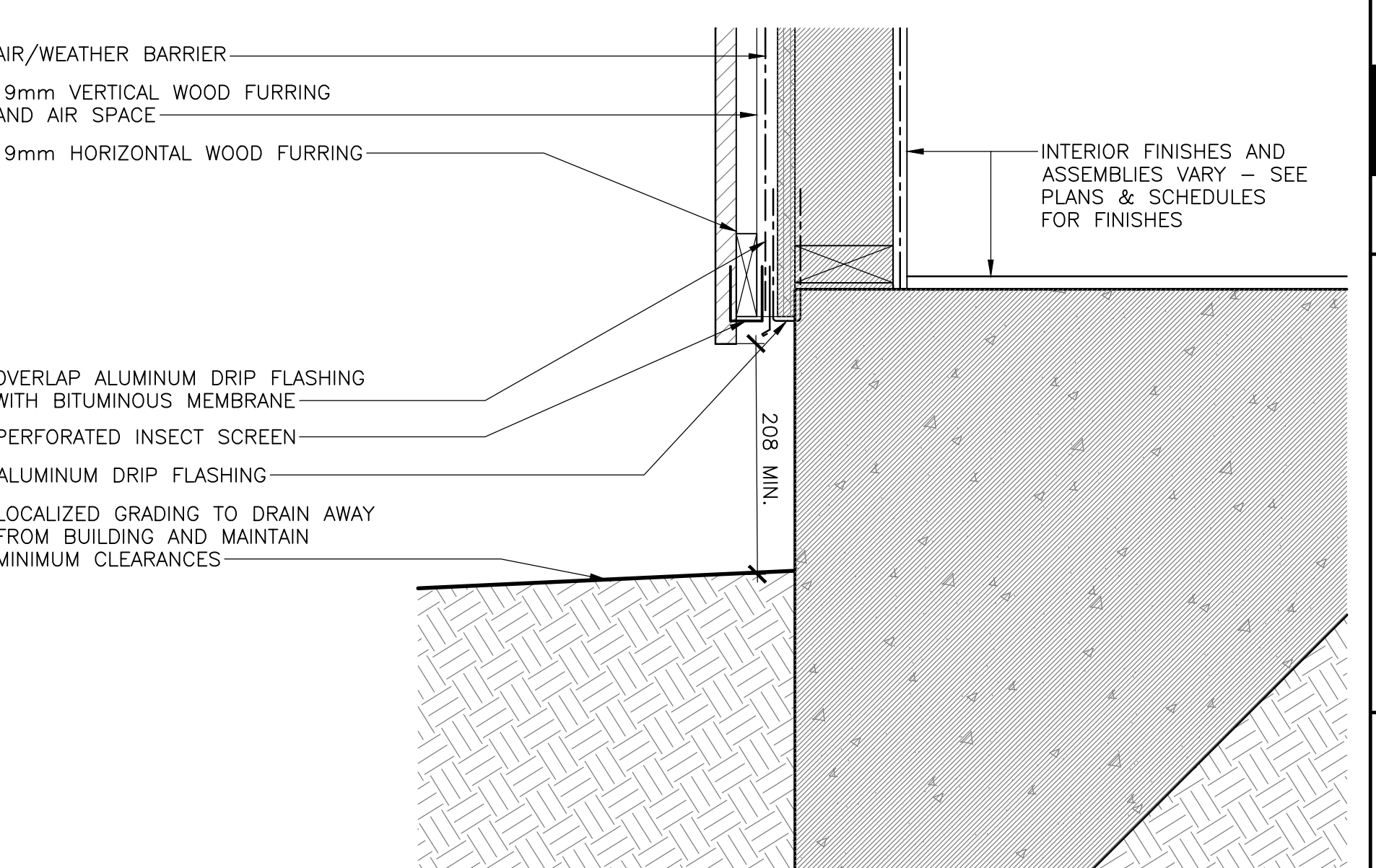
1 SECTION DETAIL - PEAK CONDITION
SCALE: 1:5
0mm 100mm 200mm 300mm 400mm 500mm



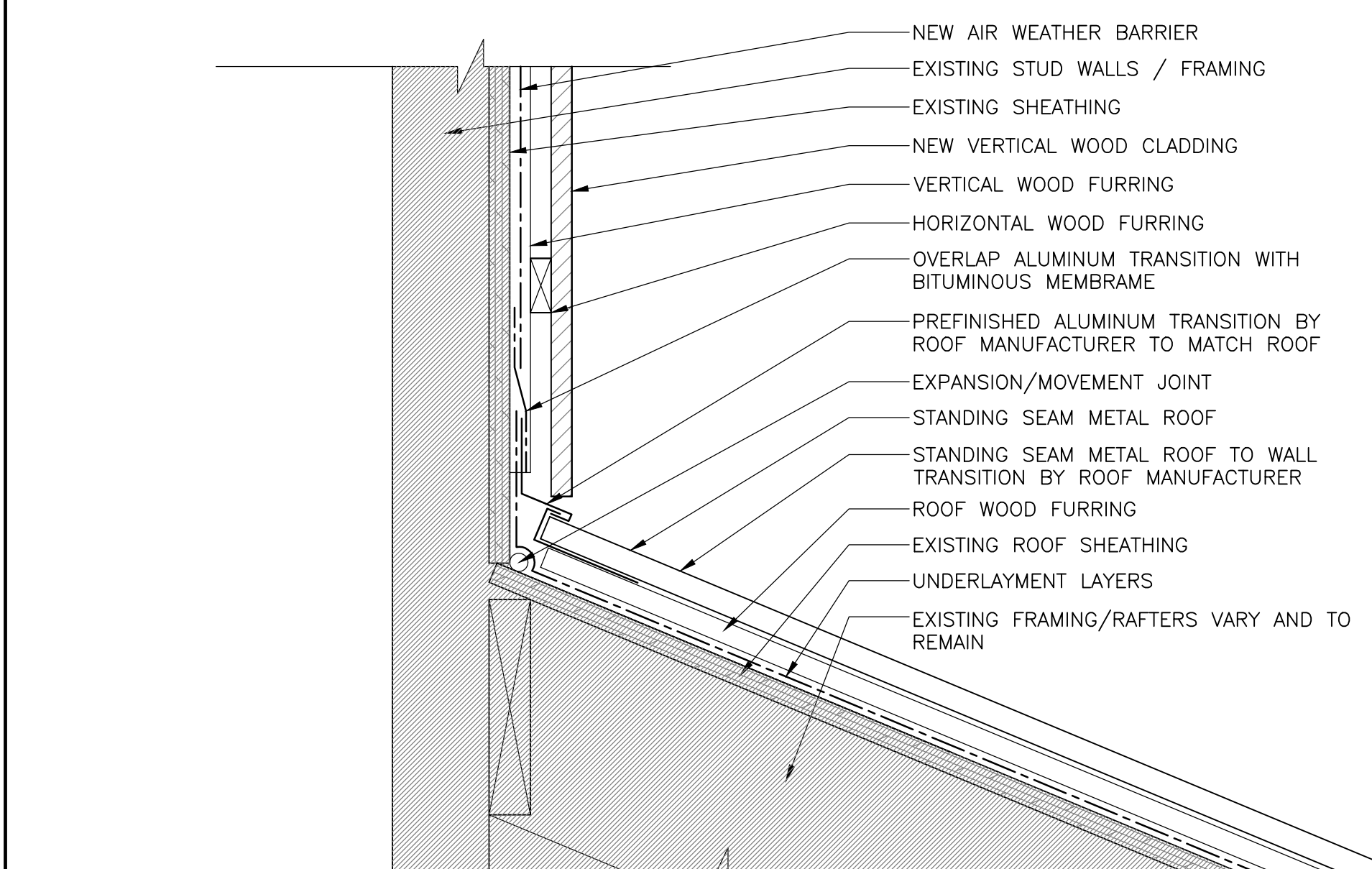
5 SECTION DETAIL - TOP OF VENT
SCALE: 1:5
0mm 100mm 200mm 300mm 400mm 500mm



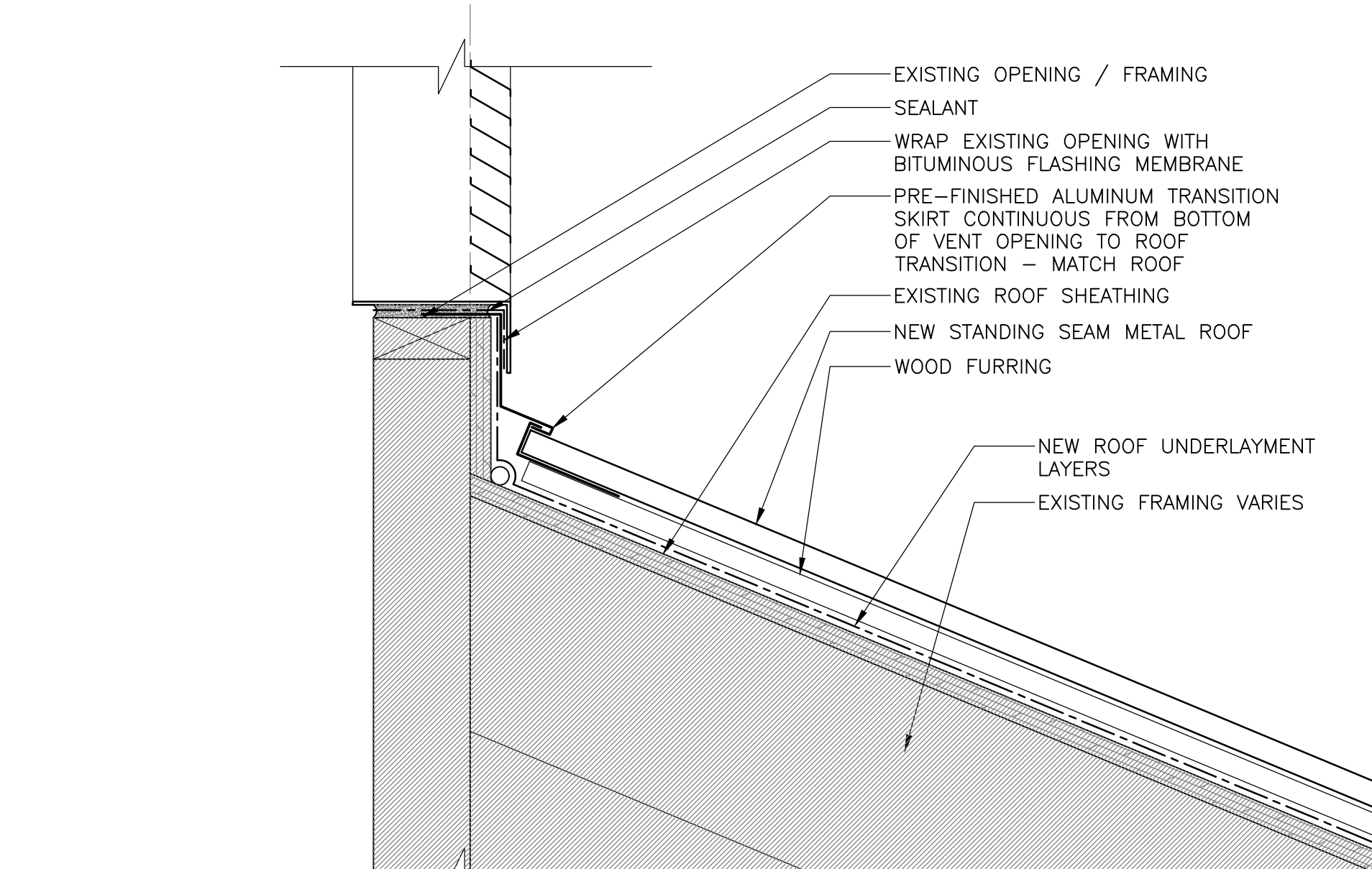
9 SECTION DETAIL - VENT ADMIN BLD.
SCALE: 1:5
0mm 100mm 200mm 300mm 400mm 500mm



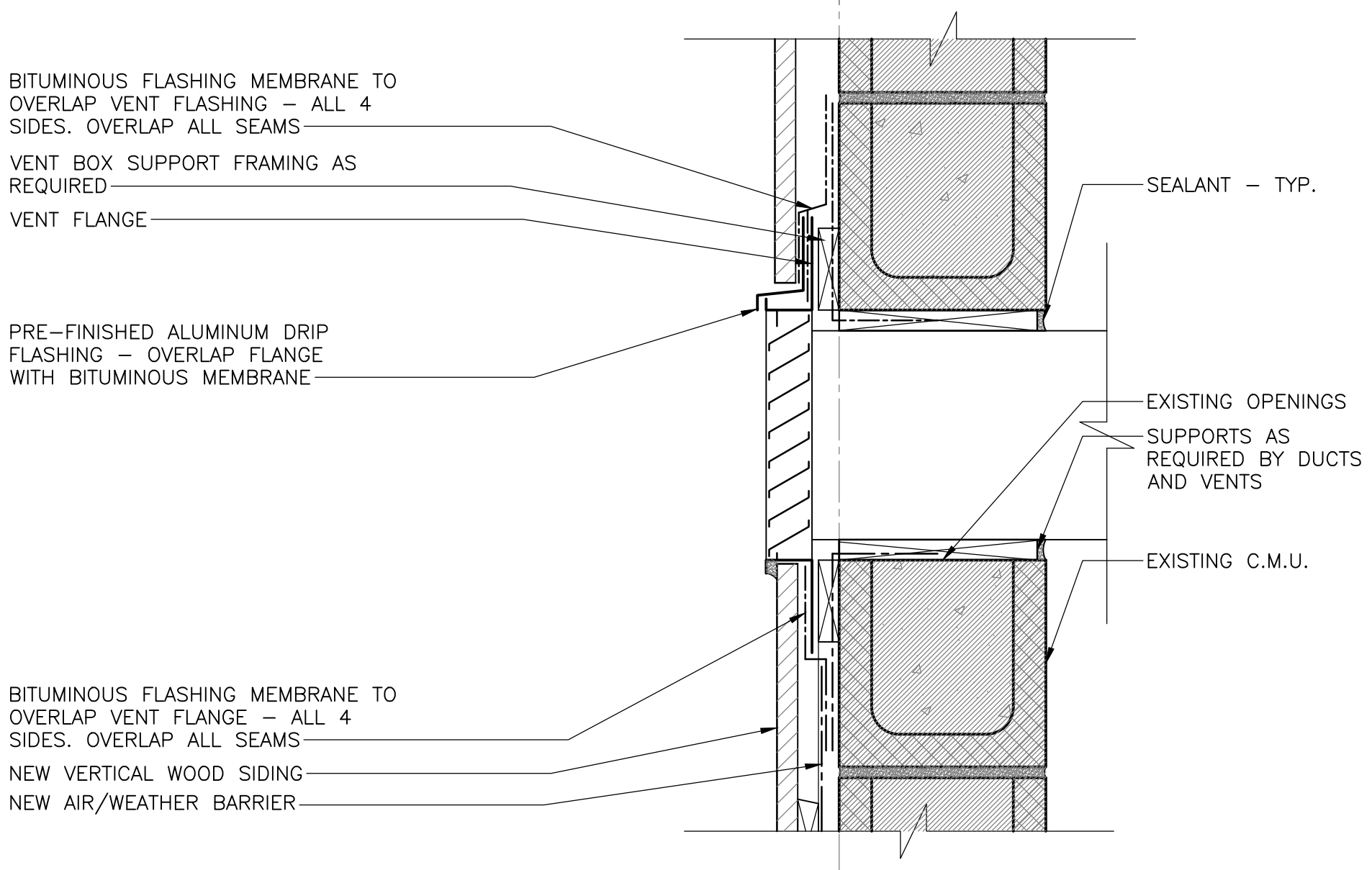
13 SECTION DETAIL - WALL BASE K1,K2
SCALE: 1:5
0mm 100mm 200mm 300mm 400mm 500mm



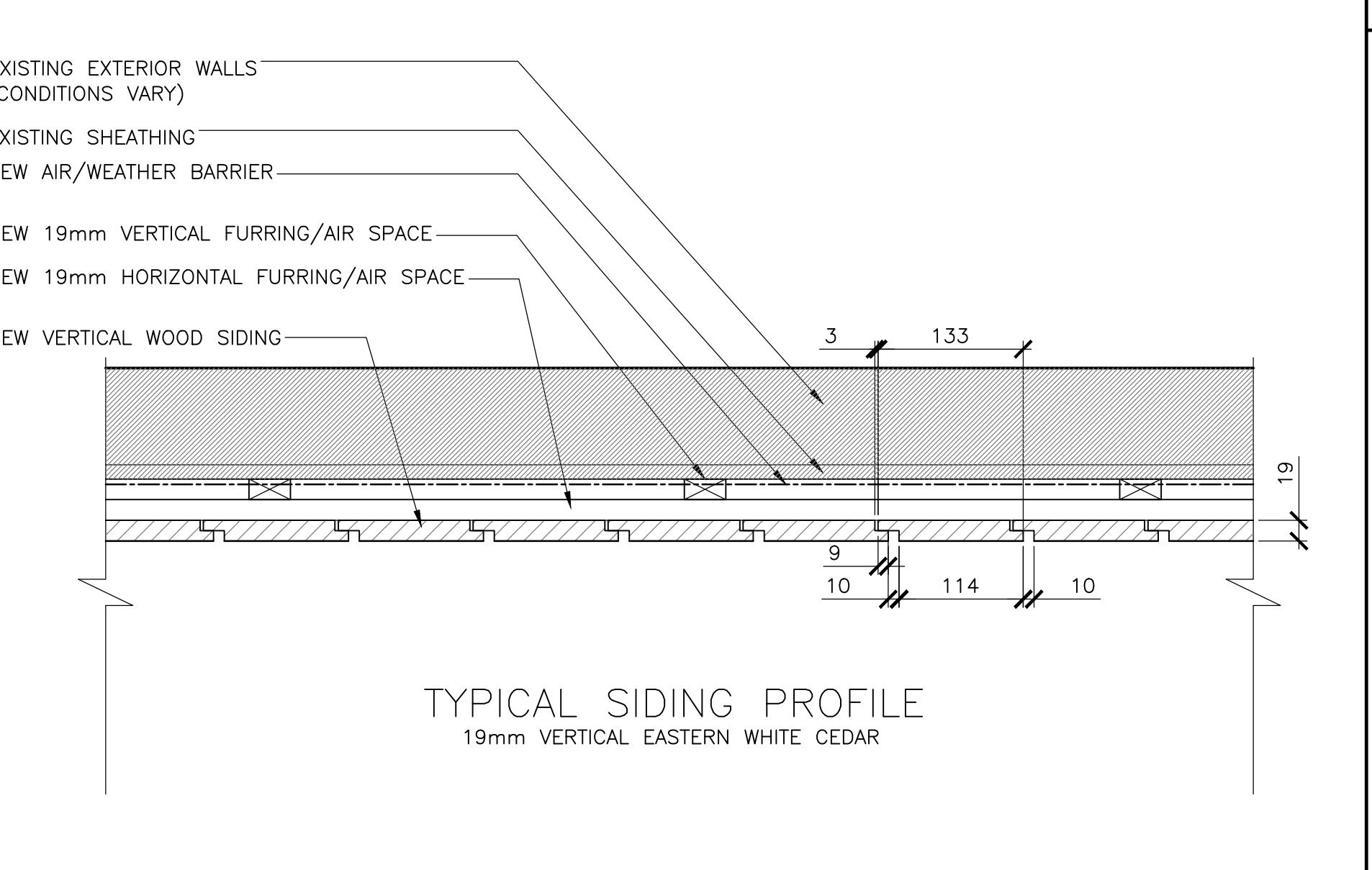
2 SECTION DETAIL - TYP. TRANSITION
SCALE: 1:5
0mm 100mm 200mm 300mm 400mm 500mm



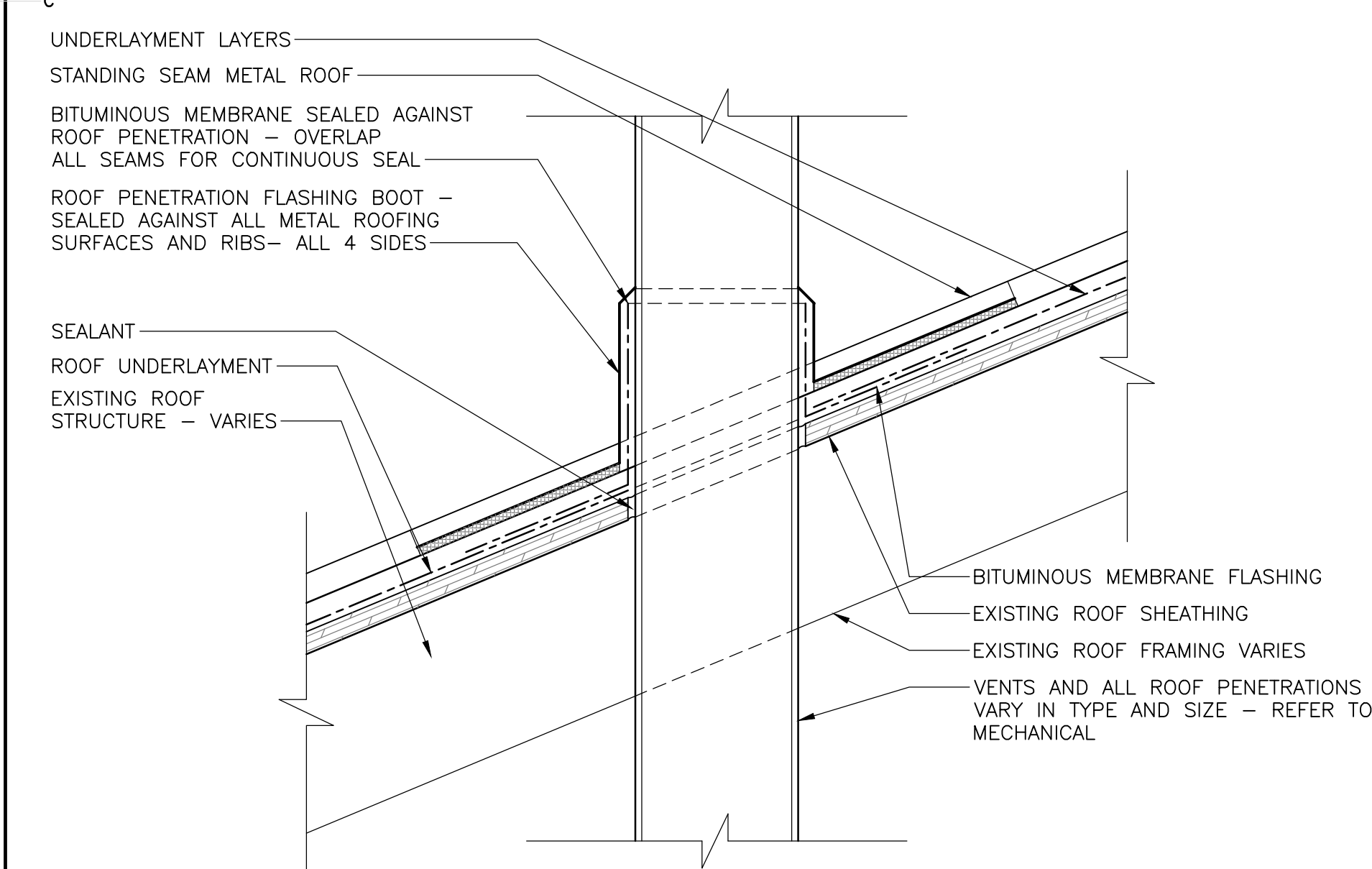
6 SECTION DETAIL - BOTTOM OF VENT
SCALE: 1:5
0mm 100mm 200mm 300mm 400mm 500mm



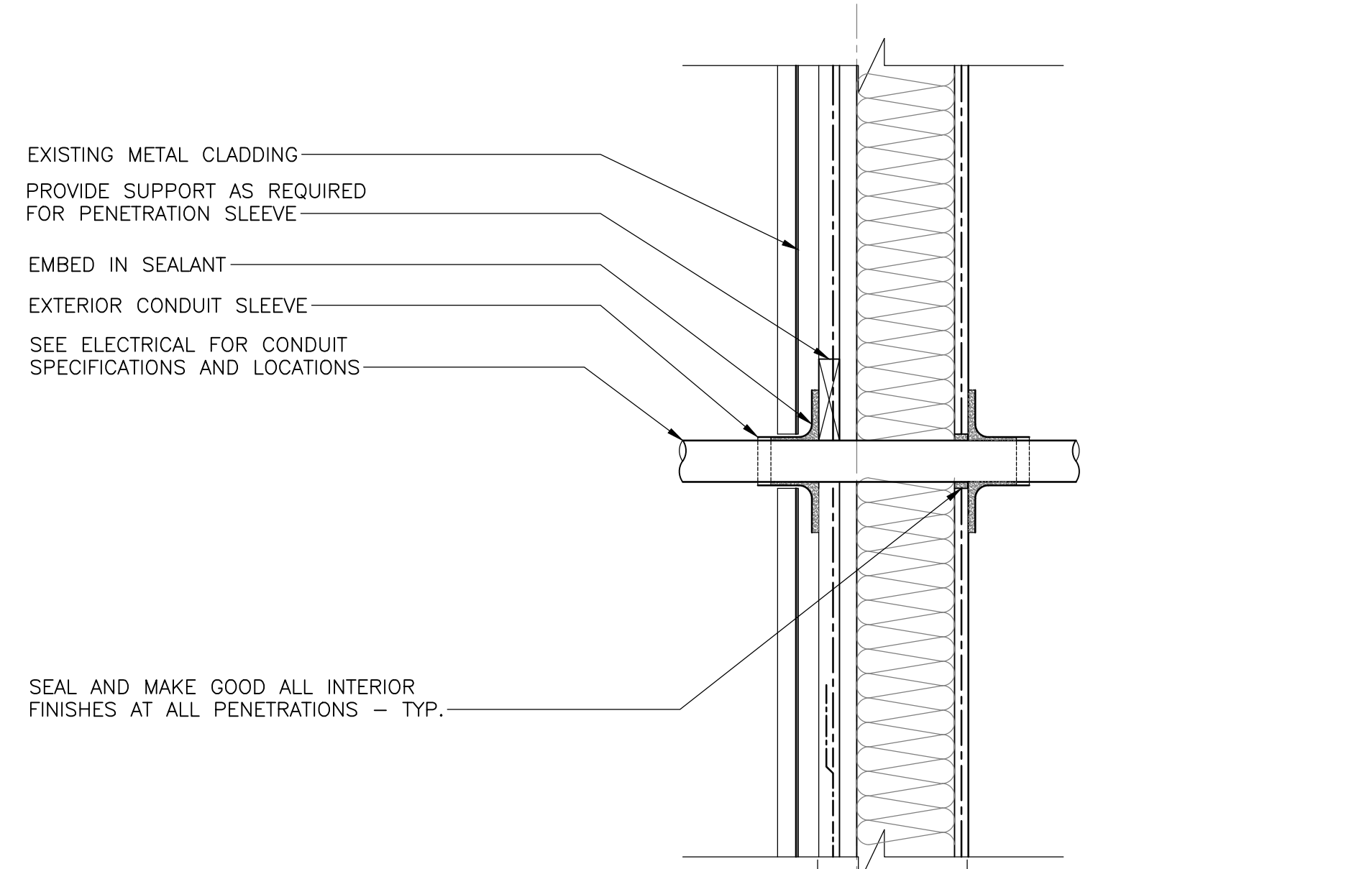
10 SECTION DETAIL - VENT KELLY'S BLD.
SCALE: 1:5
0mm 100mm 200mm 300mm 400mm 500mm



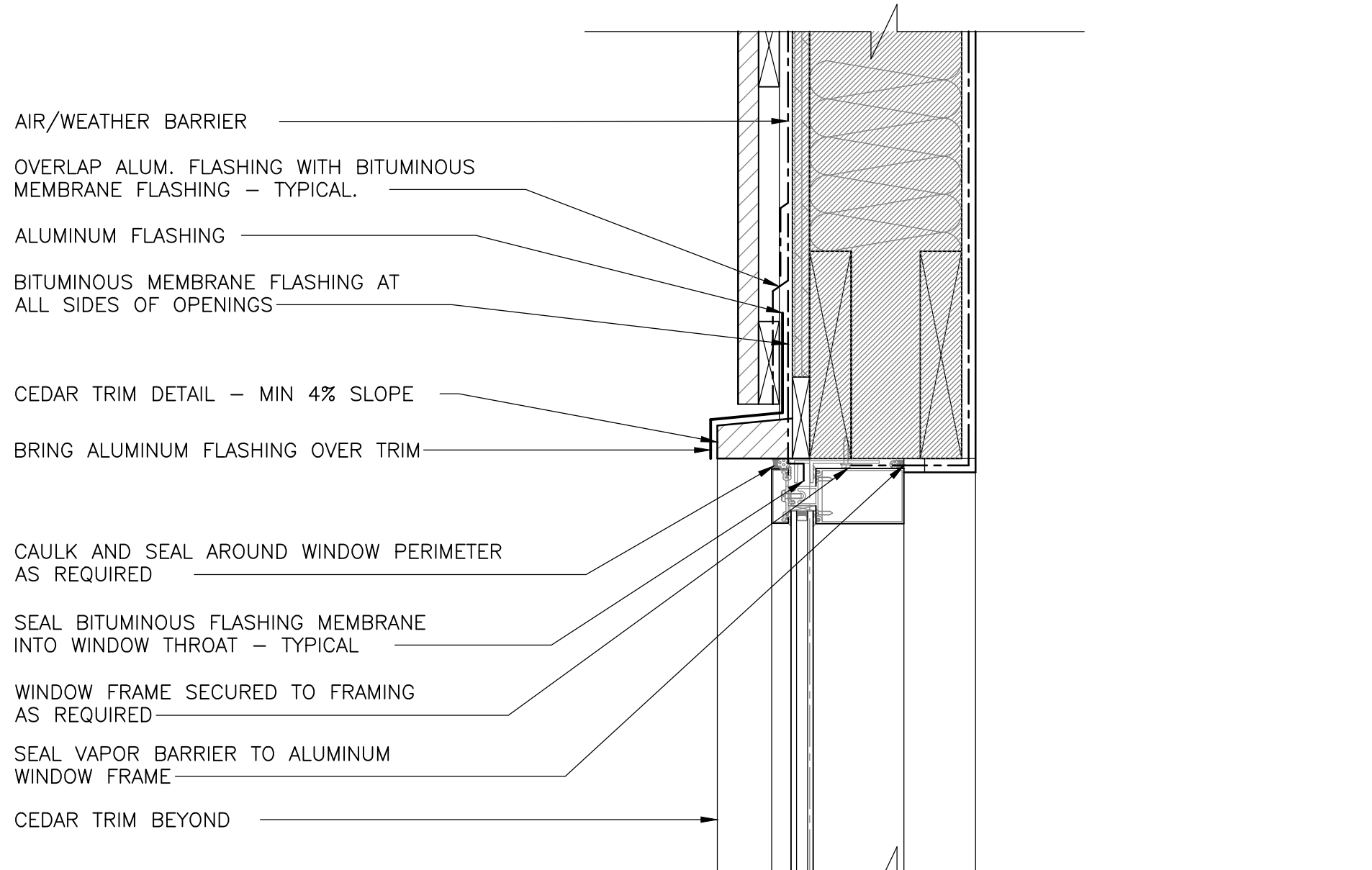
14 PLAN DETAIL - VERTICAL SIDING, TYP.
SCALE: 1:5
0mm 100mm 200mm 300mm 400mm 500mm



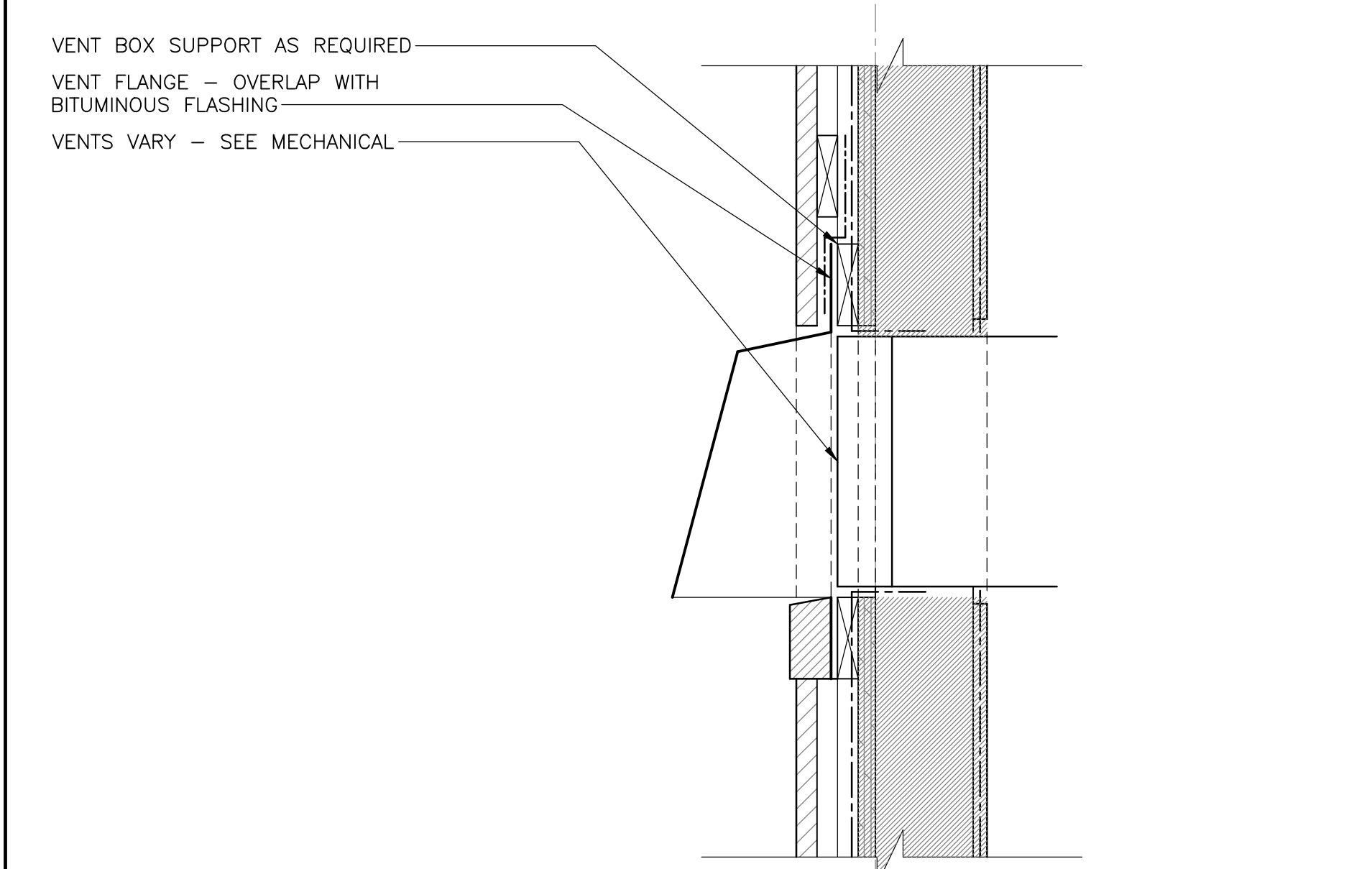
3 SECTION DETAIL - METAL ROOF PENETRATION
SCALE: 1:5
0mm 100mm 200mm 300mm 400mm 500mm



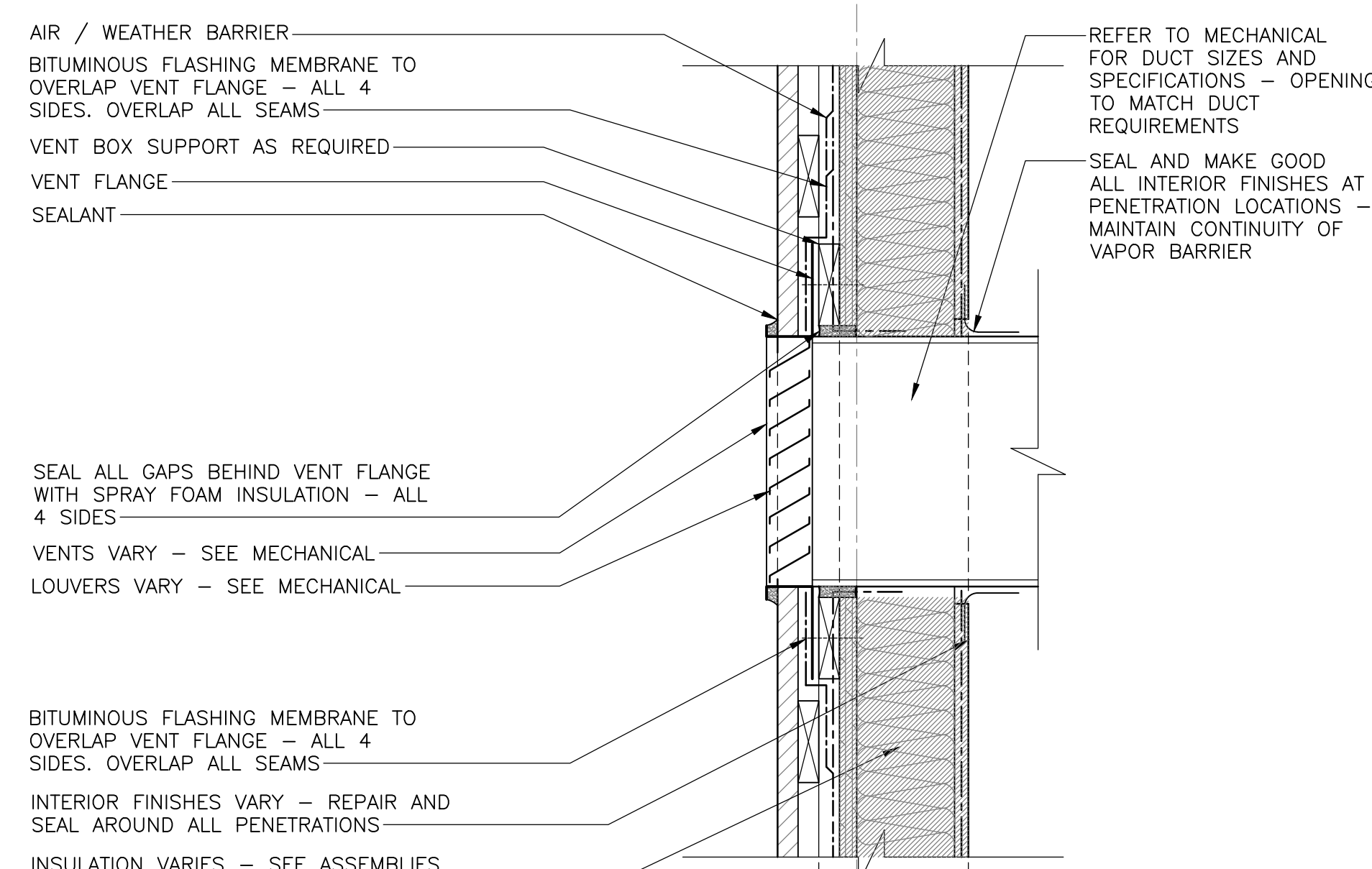
7 SECTION DETAIL - CONDUIT EXT WALL ADMIN BLD.
SCALE: 1:5
0mm 100mm 200mm 300mm 400mm 500mm



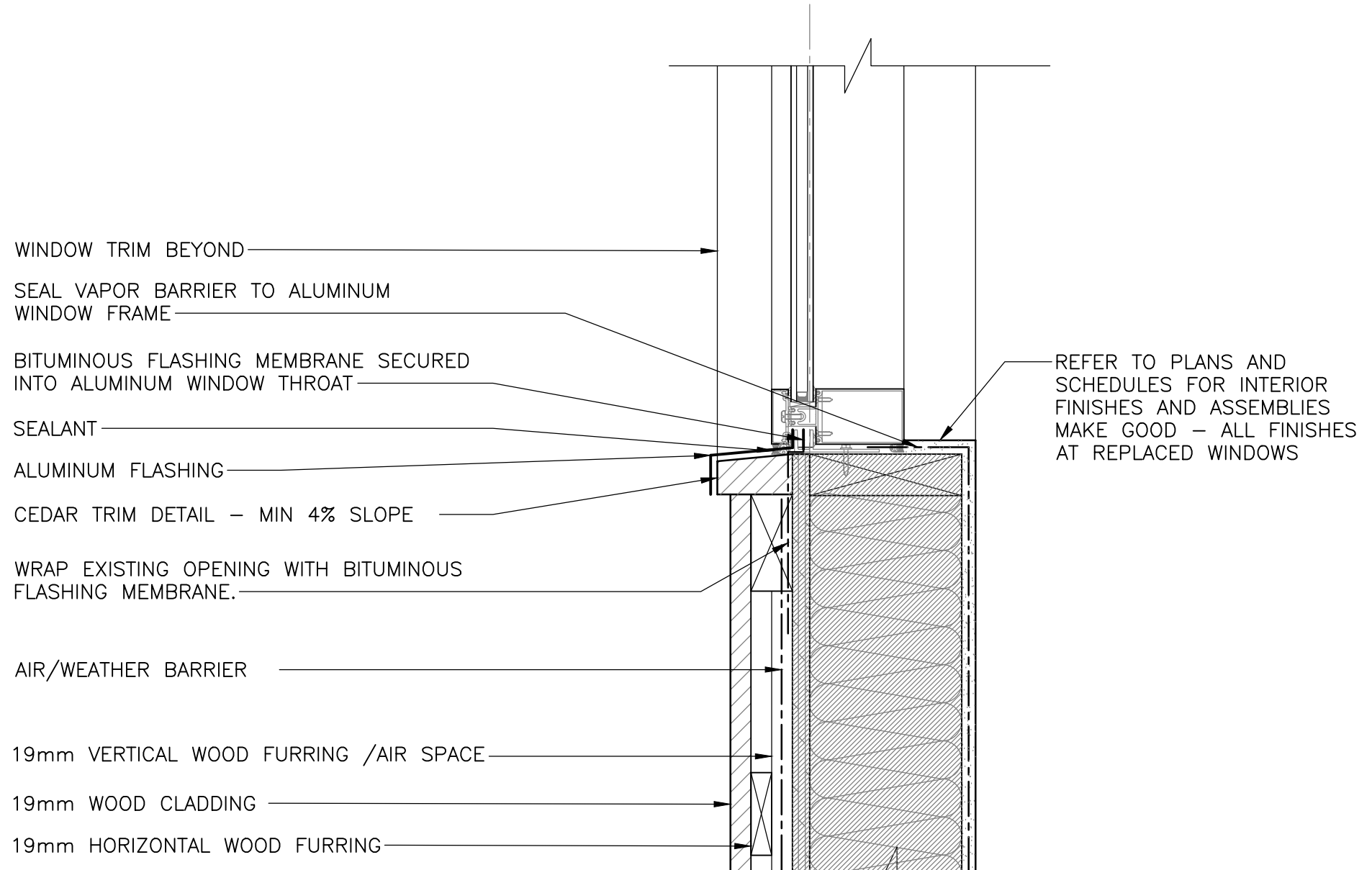
11 SECTION DETAIL - TYP. HEADER K1,K2
SCALE: 1:5
0mm 100mm 200mm 300mm 400mm 500mm



4 SECTION DETAIL - VENT HOOD
SCALE: 1:5
0mm 100mm 200mm 300mm 400mm 500mm



8 SECTION DETAIL - VENT WOOD BLD.
SCALE: 1:5
0mm 100mm 200mm 300mm 400mm 500mm



12 SECTION DETAIL - TYP. SILL K1,K2
SCALE: 1:5
0mm 100mm 200mm 300mm 400mm 500mm

Canada
EKISTICS PLANNING & DESIGN
1 STARR LANE, DARTMOUTH
PH: (902)461-2525 FAX: (902)465-3131

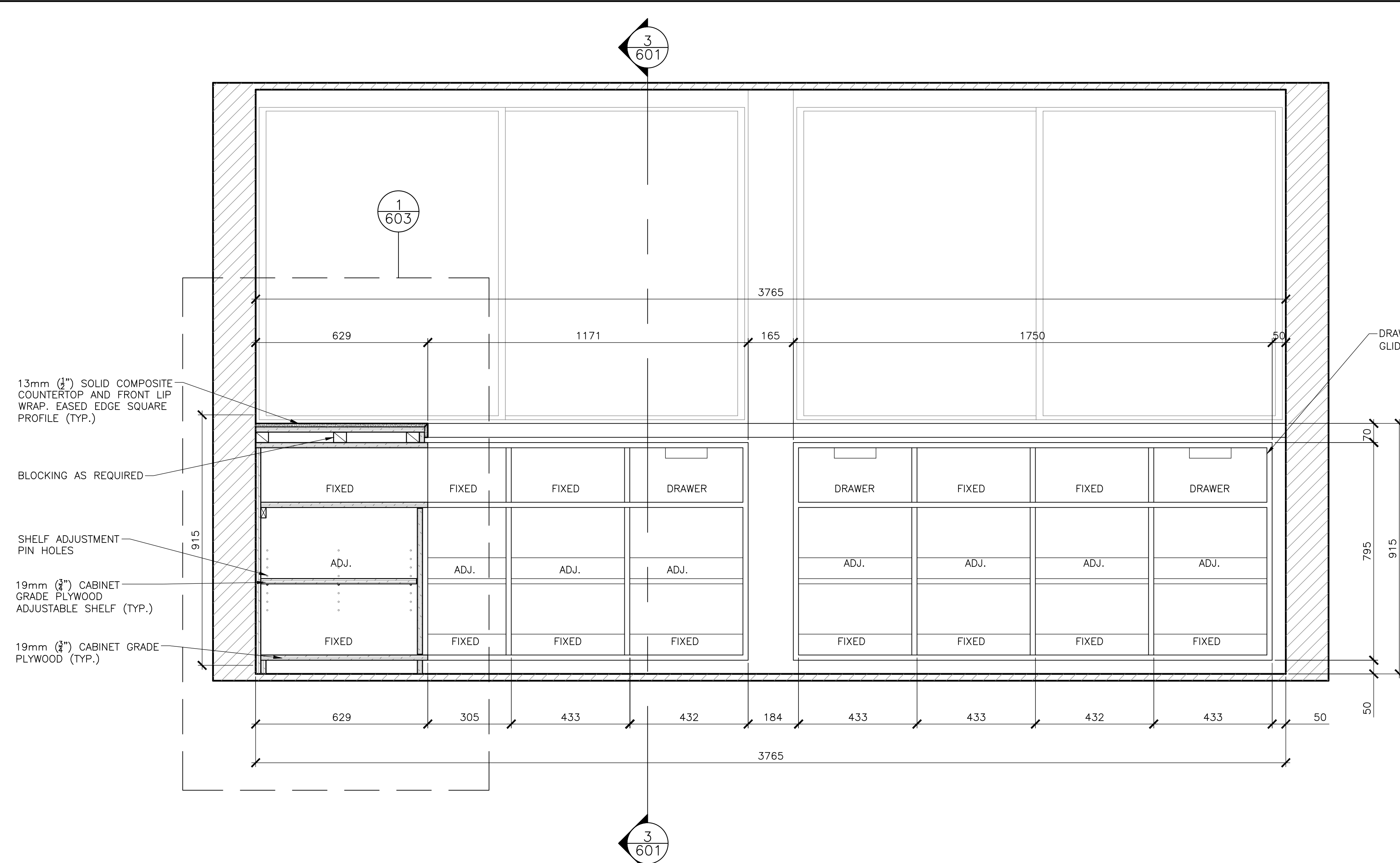


5	ISSUED FOR TENDER	01/31
4	ISSUED FOR BS8	12/21
3	ISSUED FOR BS4	11/15
2	ISSUED FOR BS3	09/25
1	ISSUED FOR BS2	08/09

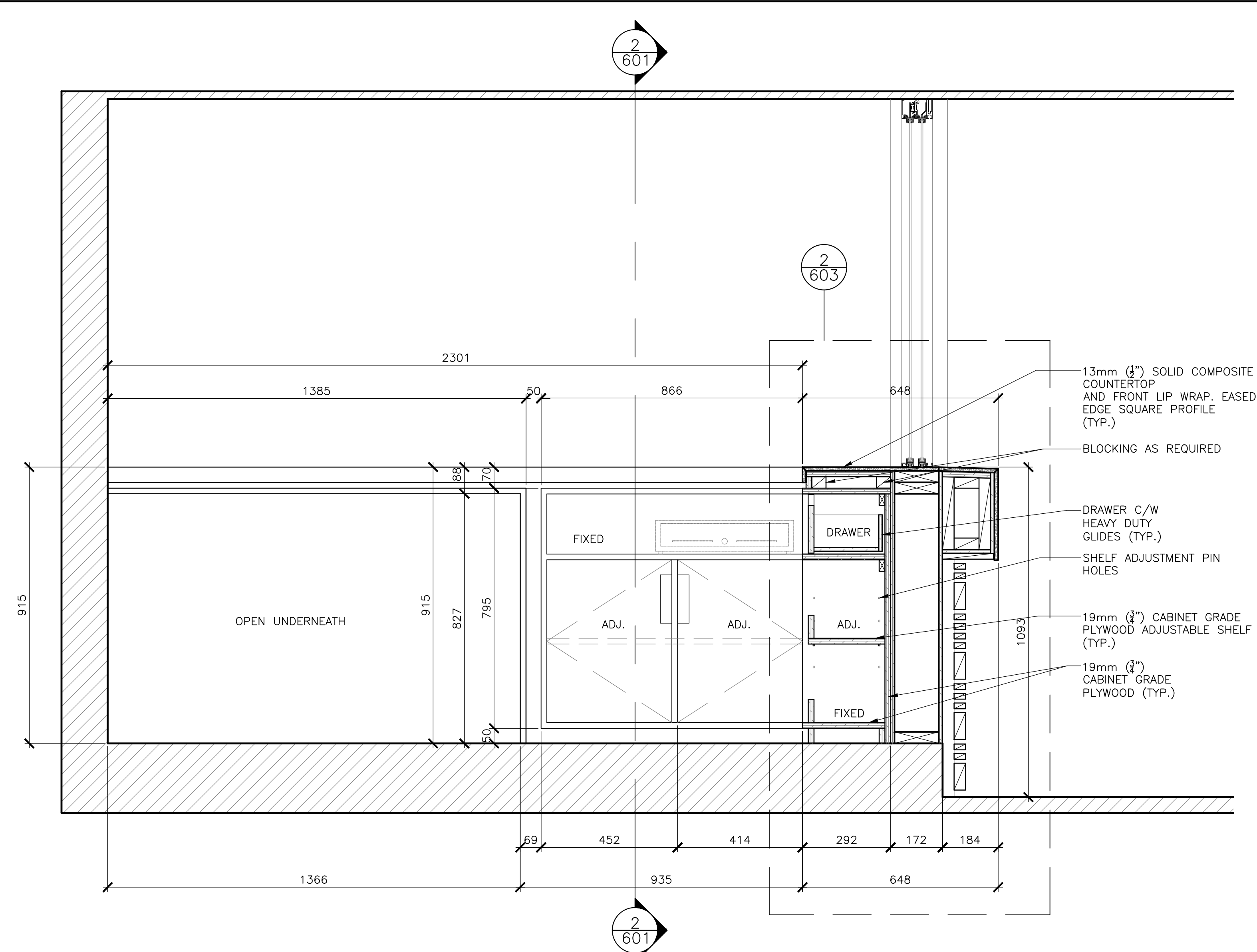
FACILITY REHABILITATION
KOUCHIBOUGUAC
NATIONAL PARK
KOUCHIBOUGUAC
NEW BRUNSWICK

MISCELLANEOUS DETAILS

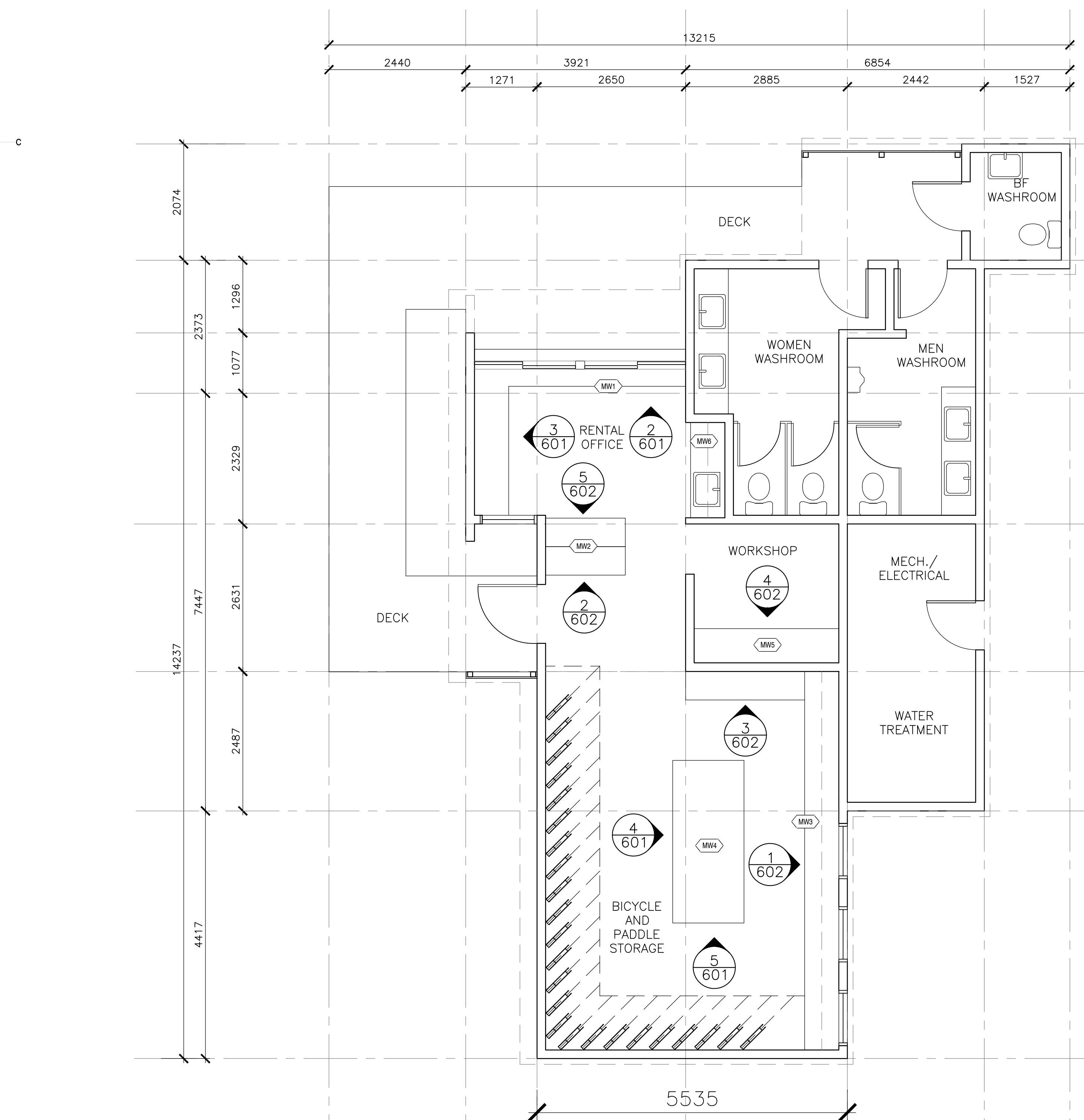
designed	Ekistics Planning & Design	concep
drawn		dessiné
approved		approuvé
Tender		Submission
Project Manager	Administrateur de projets TPSC	
drawing no.		no. du dessin



2 M1 CONCESSION SERVICE WINDOW COUNTER ELEVATION
 SCALE: 1:10

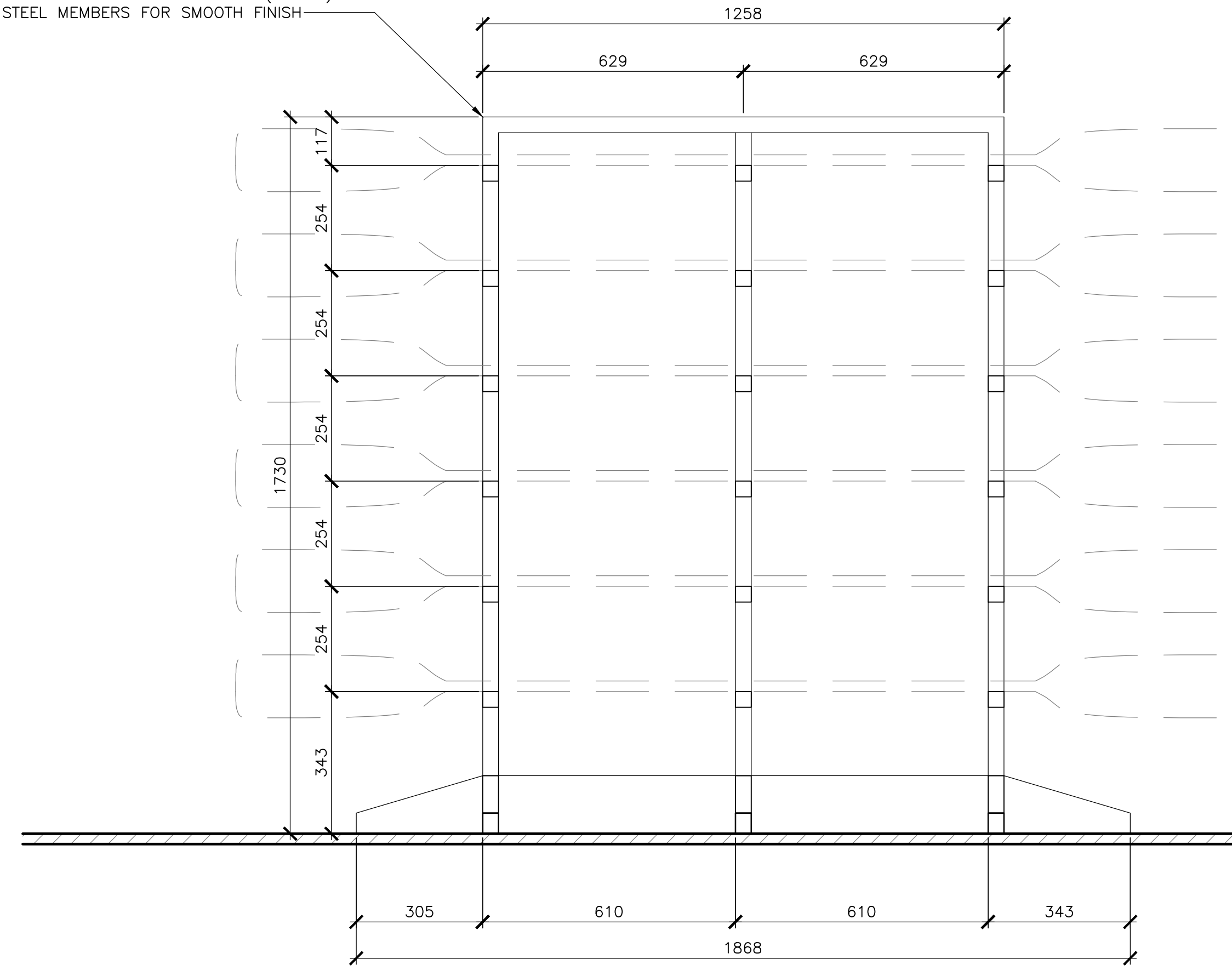


3 M1 CONCESSION SERVICE WINDOW / WORK STATION ELEVATION
 SCALE: 1:10

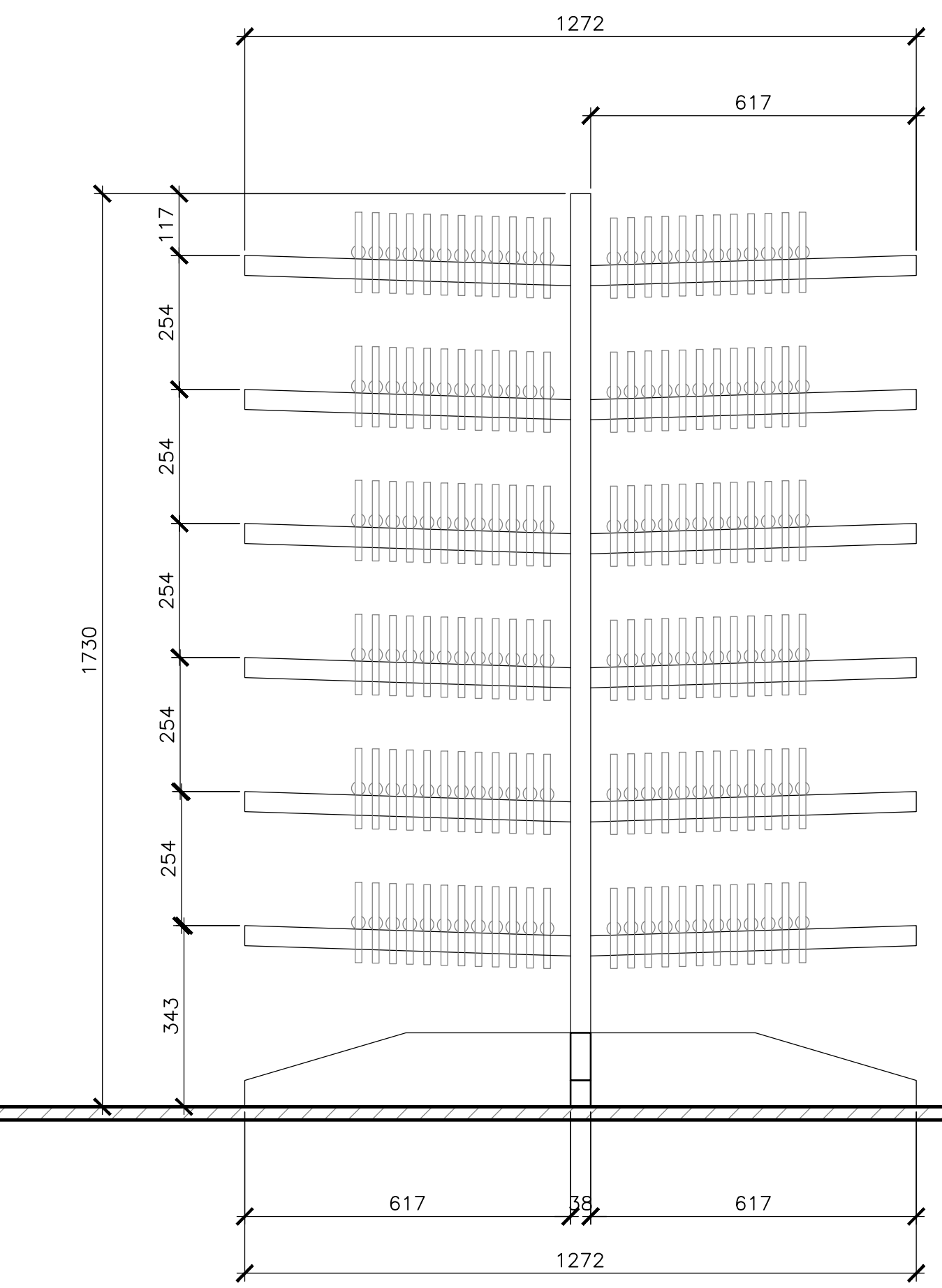


1 MILLWORK PLAN
 SCALE: 1:50

SQUARE SECTION STEEL TUBE FRAME.
 POWDER COATED STEEL (REFER TO PT2 FOR FINISH)
 SIZED AND WELDED TO SUPPORT WEIGHT (2" MIN)
 CAP ALL STEEL MEMBERS FOR SMOOTH FINISH



4 M4 PADDLE SHELving RACK ELEVATION
 SCALE: 1:10



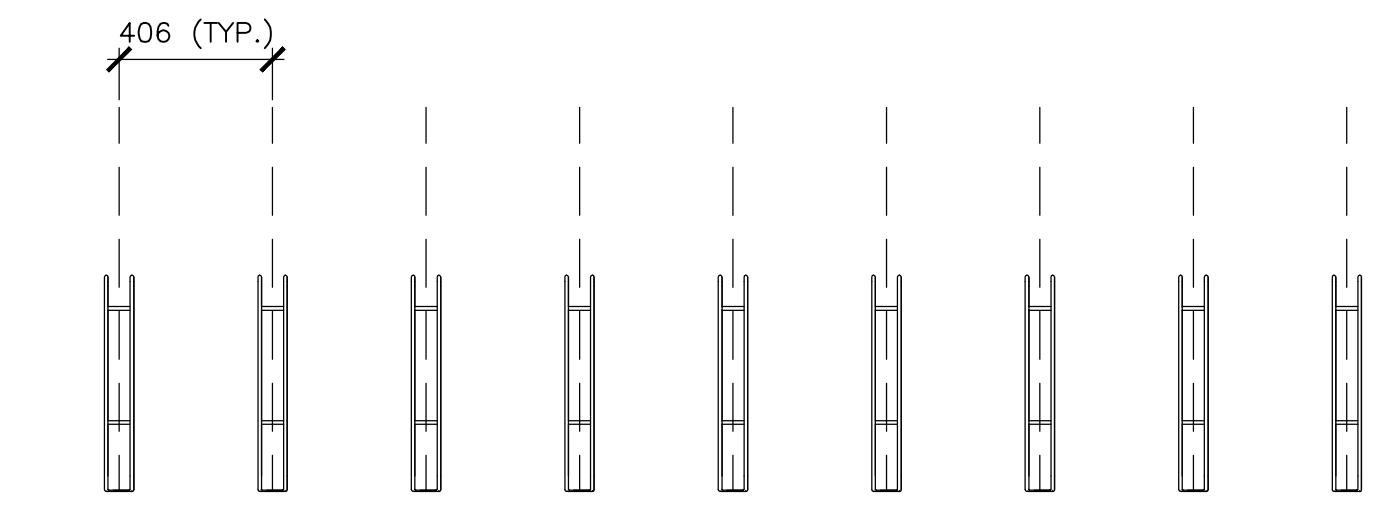
5 M4 PADDLE SHELving RACK ELEVATION
 SCALE: 1:10

NOTES:
 MILLWORK: BAL TIC BIRCH WITH 3 COATS OF CLEAR VARNISH

PROPOSED MILLWORK SCHEDULE

(MW)	CONCESSION WINDOW SERVICE COUNTER WITH STORAGE/SHELving UNDERNEATH
(MW)	DISPLAY SHELving WITH BENCH (FULL HEIGHT)
(MW)	LIFE JACKET STORAGE LOCKERS / UNDER COUNTER HELMET STORAGE
(MW)	SHELving AND RACKS / PADDLE AND OAR STORAGE
(MW)	WORK BENCH/SHELving
(MW)	NEW KITCHENETTE COUNTER TOP AND PAINT

*REFER TO A-601 FOR MILLWORK DRAWINGS AND DETAILS



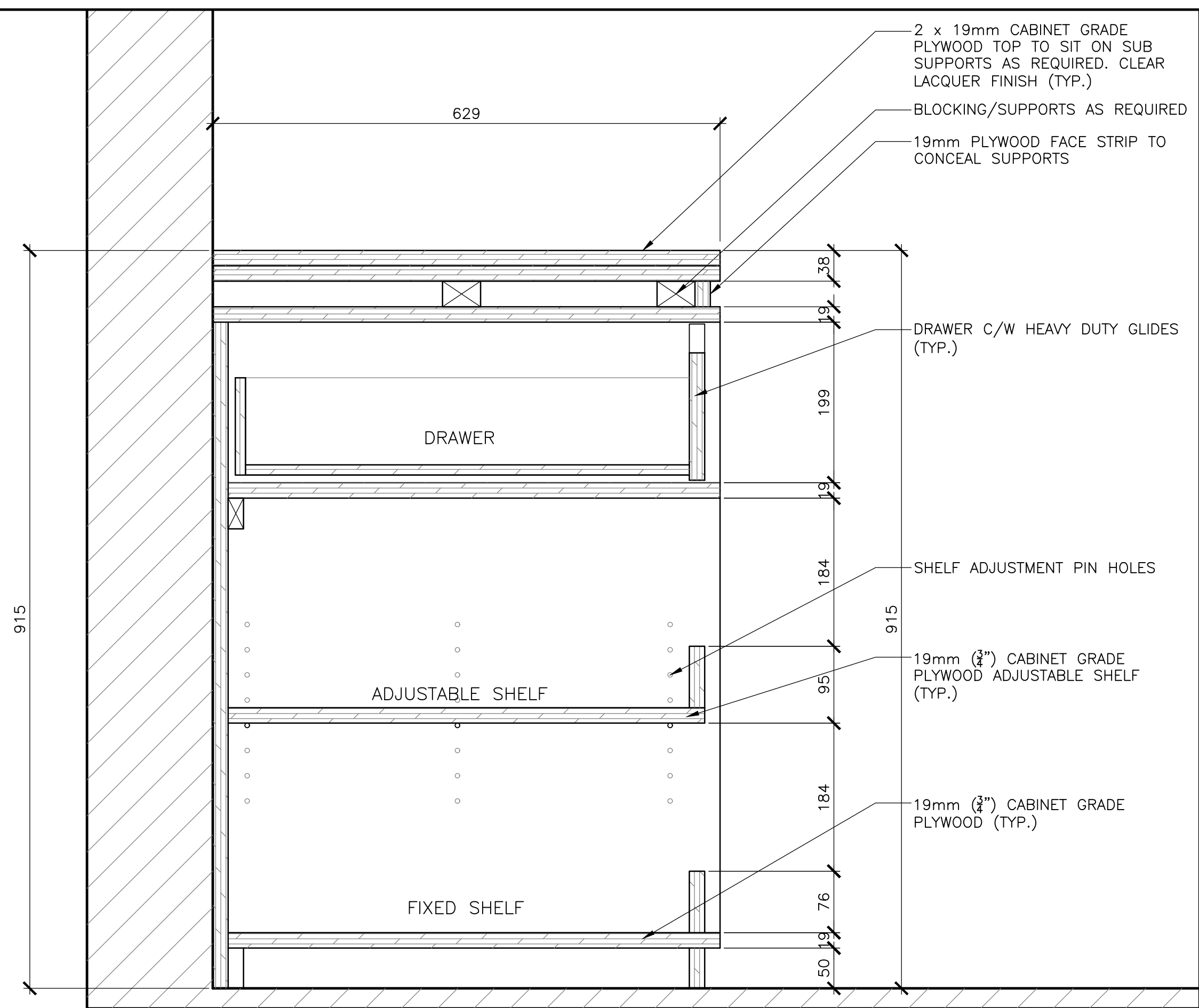
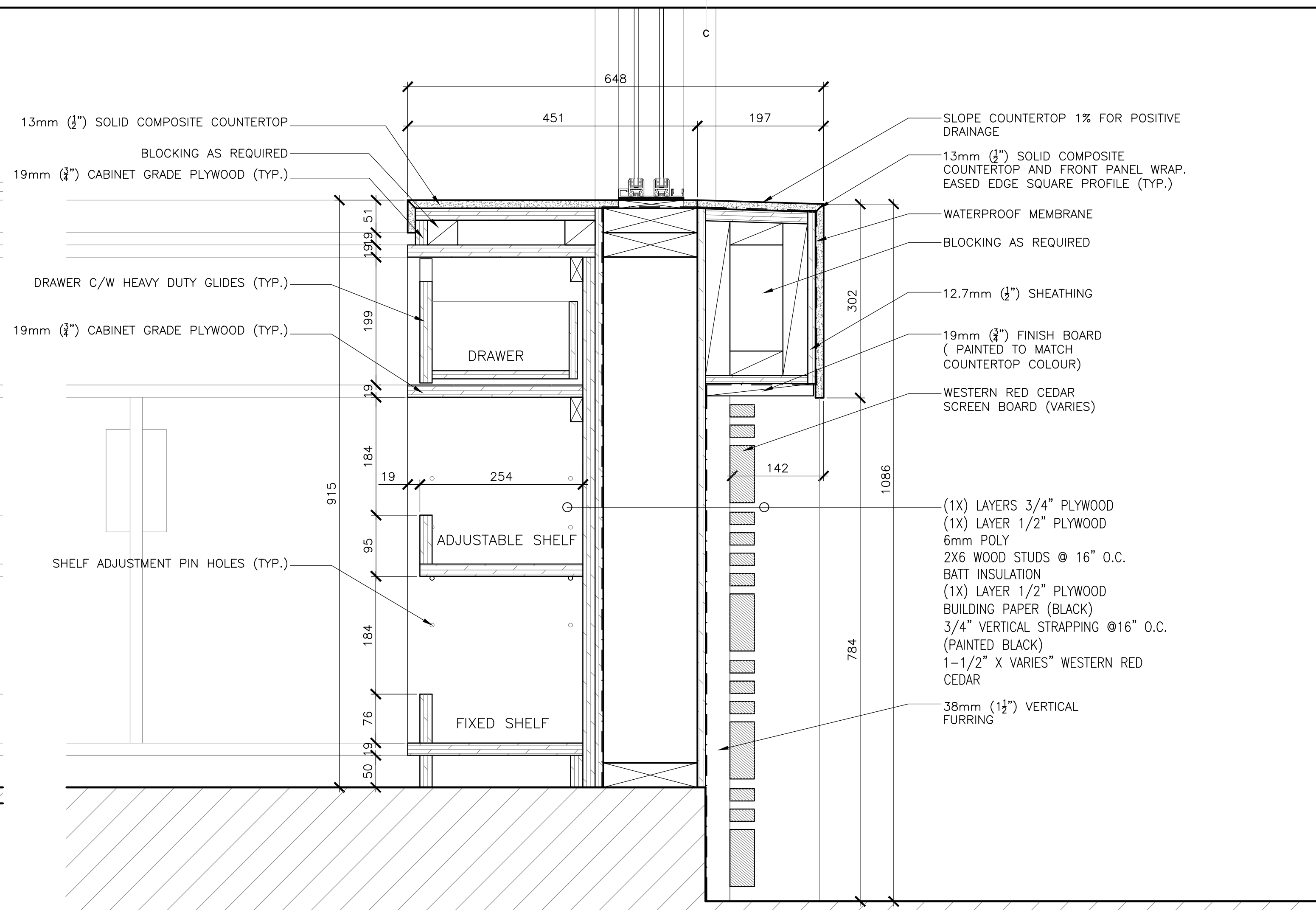
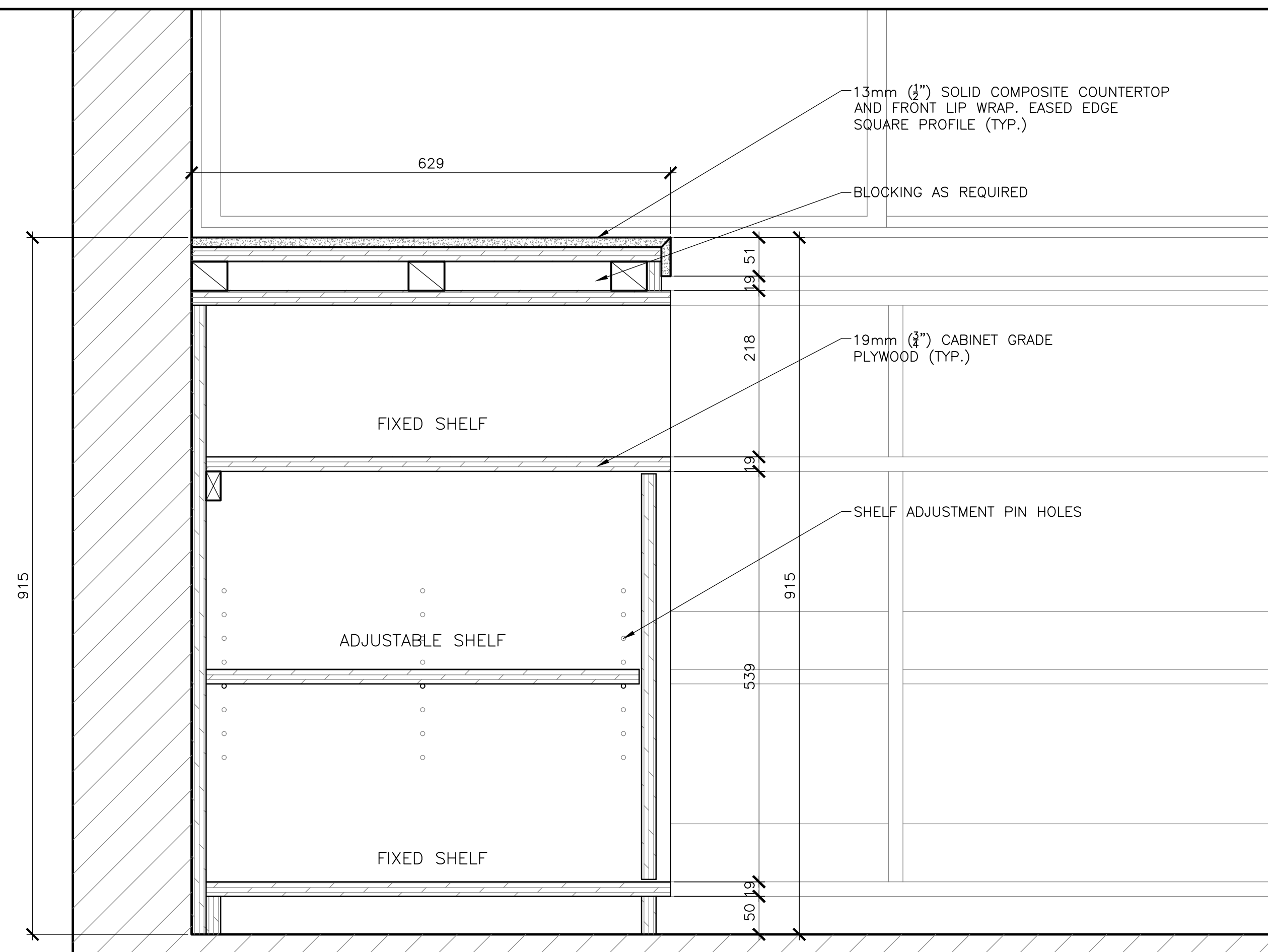
6 HANGING BIKE STORAGE
 SCALE: 1:20

revisions	date
5	ISSUED FOR TENDER 01/31
4	ISSUED FOR BS8 12/21
3	ISSUED FOR BS4 11/15
2	ISSUED FOR BS3 09/25
1	ISSUED FOR BS2 08/09

project
 FACILITY REHABILITATION
 KOUCHIBOUQUAC
 NATIONAL PARK
 KOUCHIBOUQUAC
 NEW BRUNSWICK

drawing
 RYANS BUILDING
 RENTAL MILLWORK

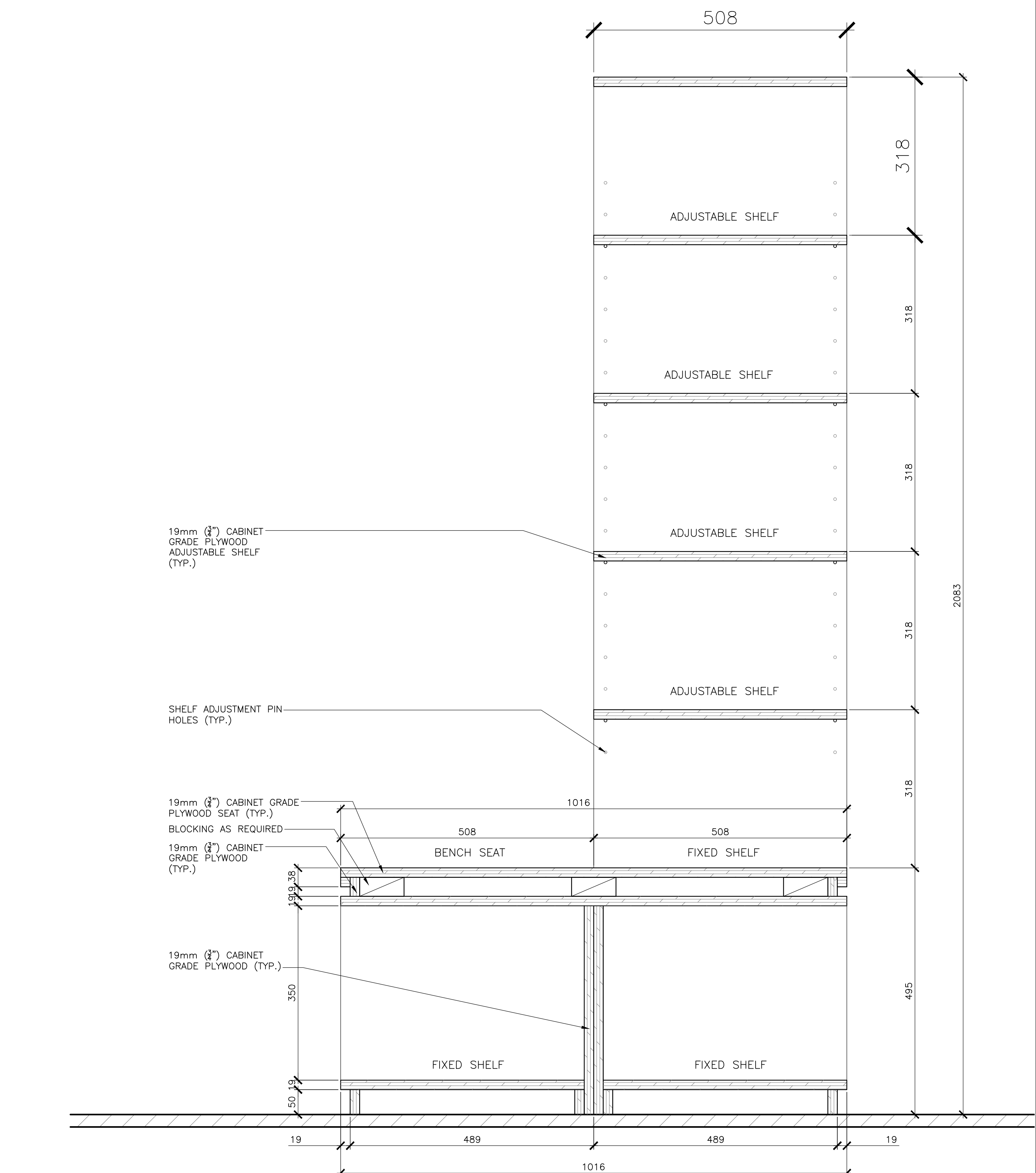
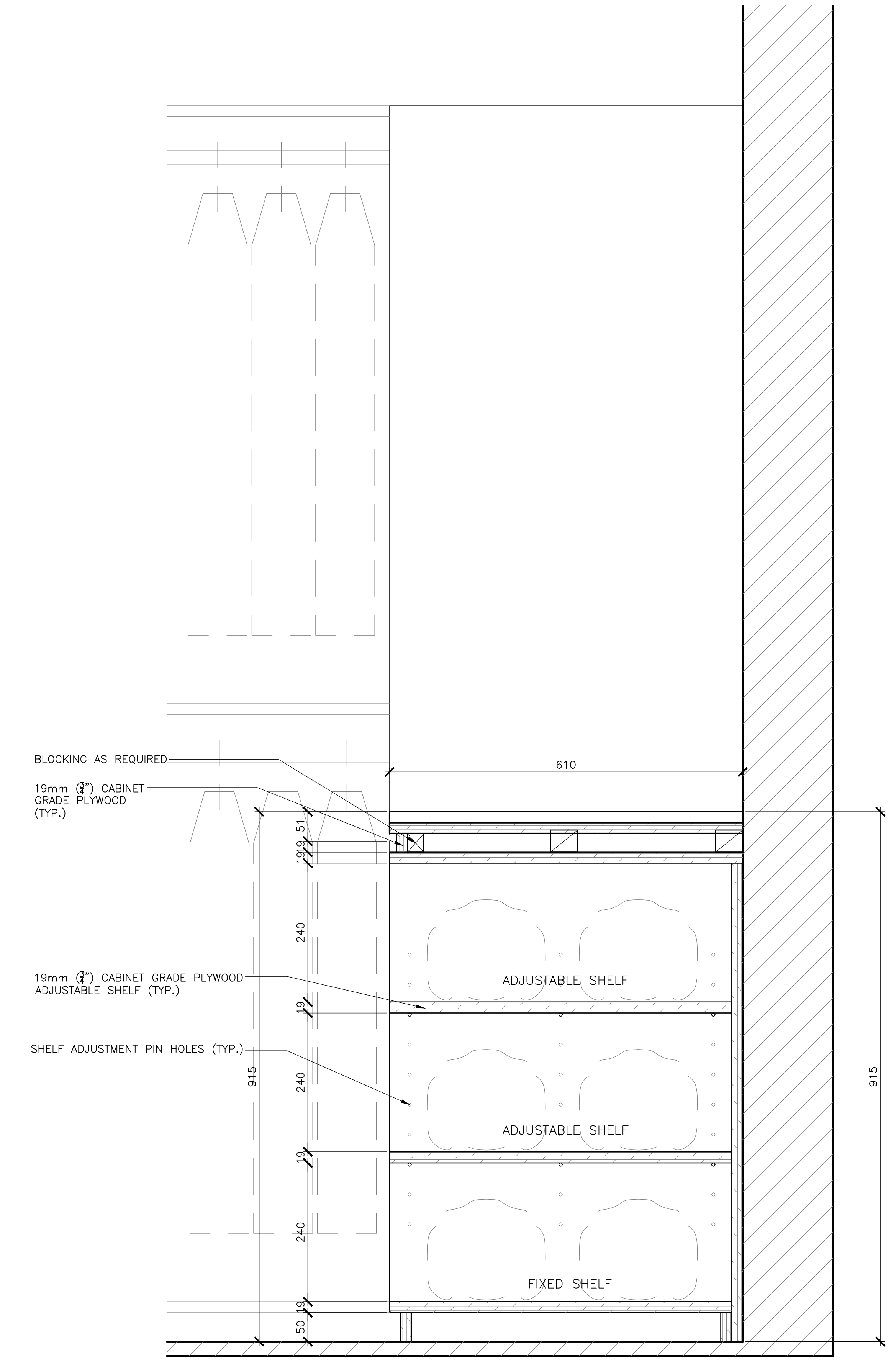
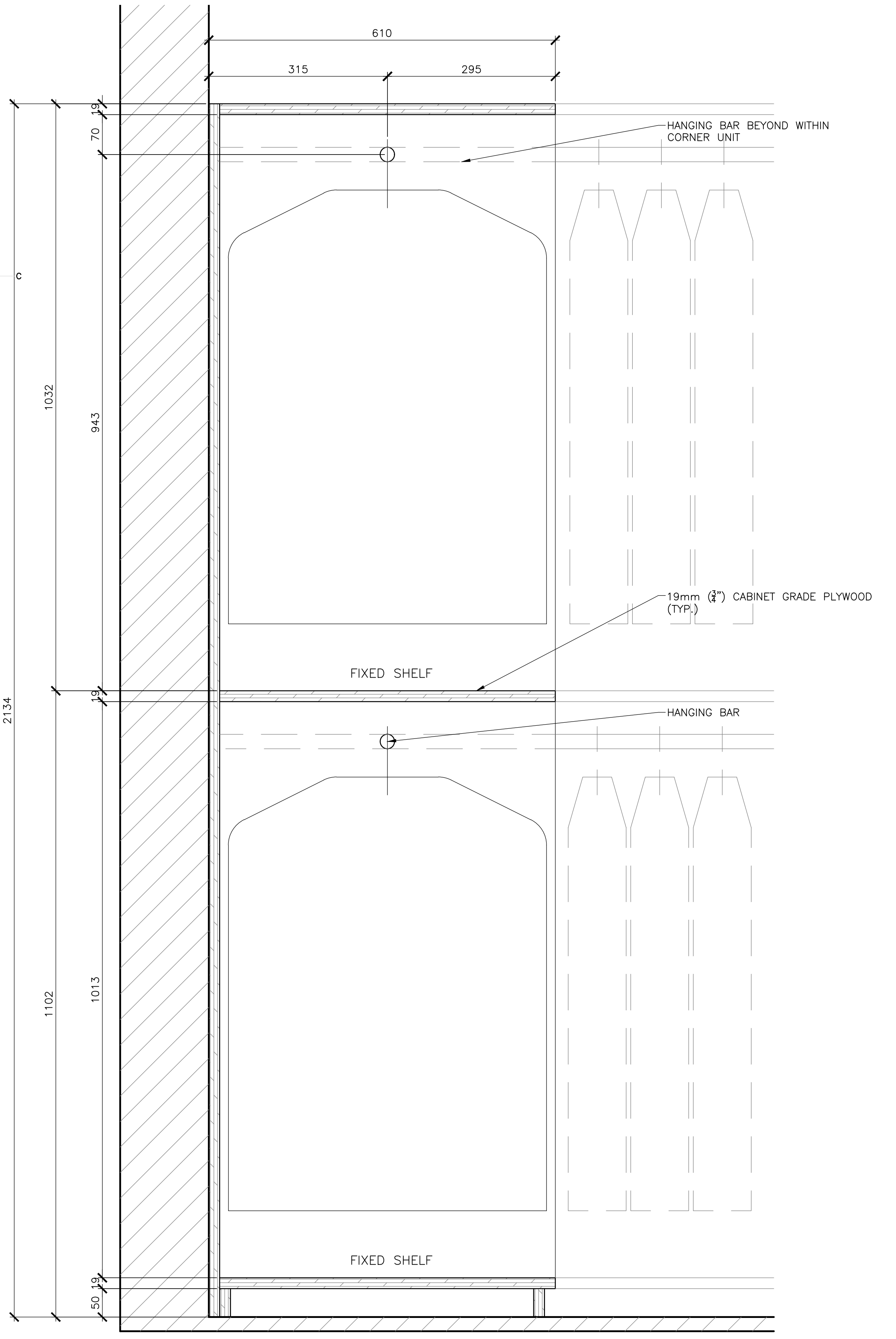
assigned	conçu
drawn	dessiné
approved	approuvé
date	
Tender	Submission
PWOSC Project Manager	Administrateur de projets TPSC
project number	no. du projet
1848-954	
drawing no.	no. du dessin
A-601	



1
603 M1 WORK STATION MILLWORK DETAIL
SCALE: 1:5

2
603 M1 CONCESSION WINDOW MILLWORK DETAIL
SCALE: 1:5

3
603 MW5 WORK BENCH MILLWORK DETAIL
SCALE: 1:5



4
603 M3 LIFE JACKET STORAGE LOCKER MILLWORK DETAIL
SCALE: 1:5

5
603 M3 UNDER COUNTER HELMET STORAGE MILLWORK DETAIL
SCALE: 1:5

6
603 M2 DISPLAY SHELVING MILLWORK DETAIL
SCALE: 1:5



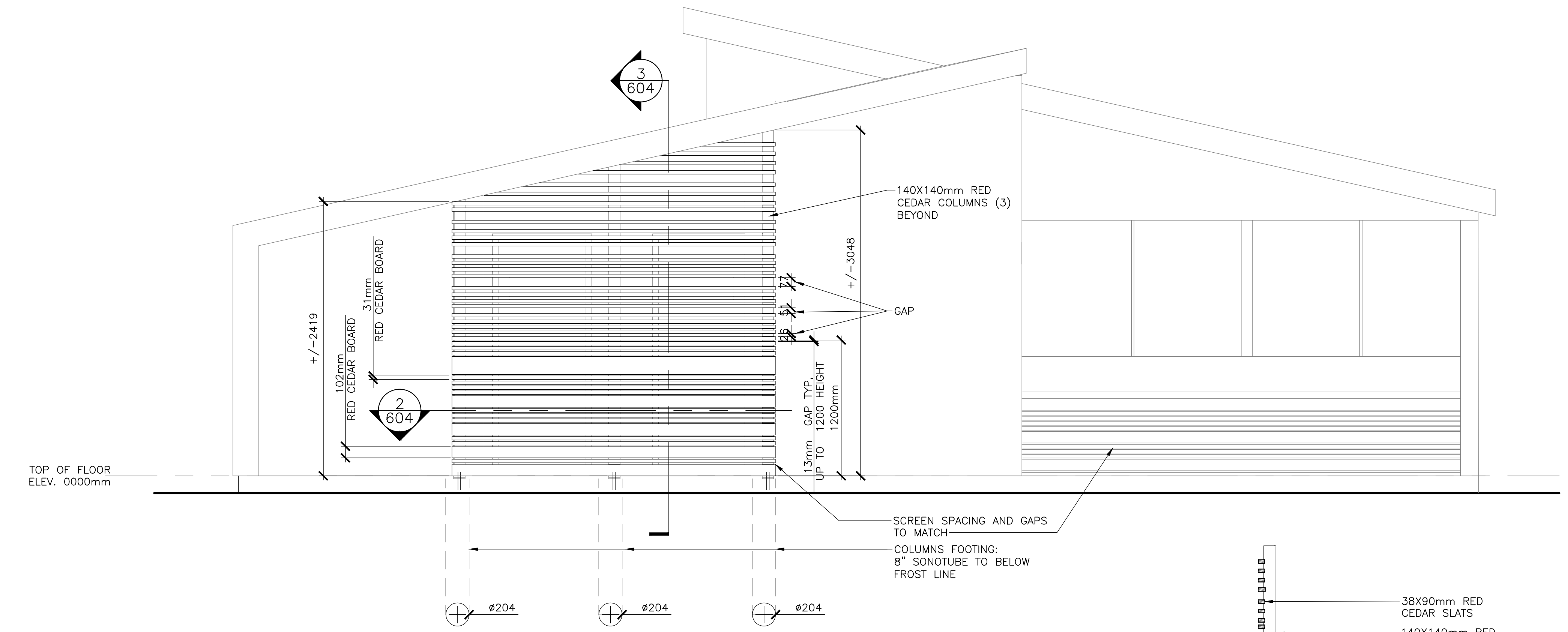
revisions	date
5	01/31
4	12/21
3	11/15
2	09/25
1	08/09

project: FACILITY REHABILITATION
KOUCHIBOUQUAC
NATIONAL PARK
KOUCHIBOUQUAC
NEW BRUNSWICK

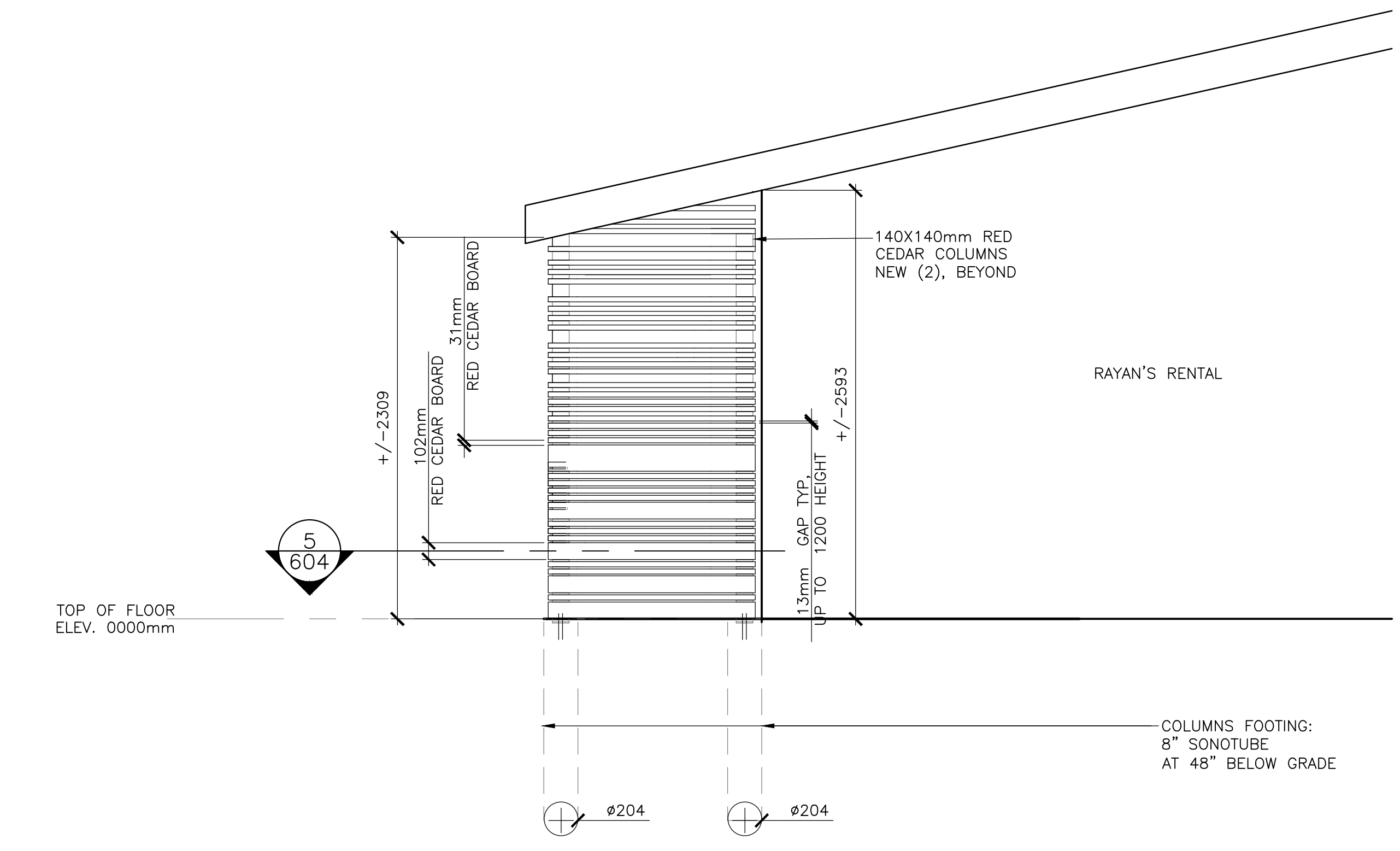
drawing: RYANS BUILDING
RENTAL MILLWORK

assigned	conçu
drawn	dessiné
approved	approuvé

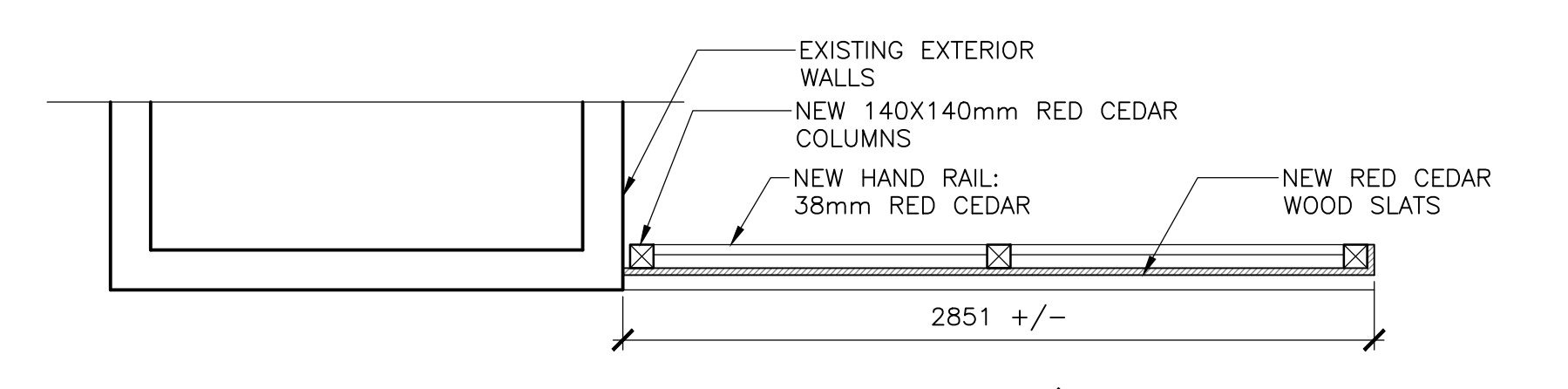
Tender: PWSC Project Manager / Administrateur de projets TPSC
project number: 1848-954
drawing no.: A-603



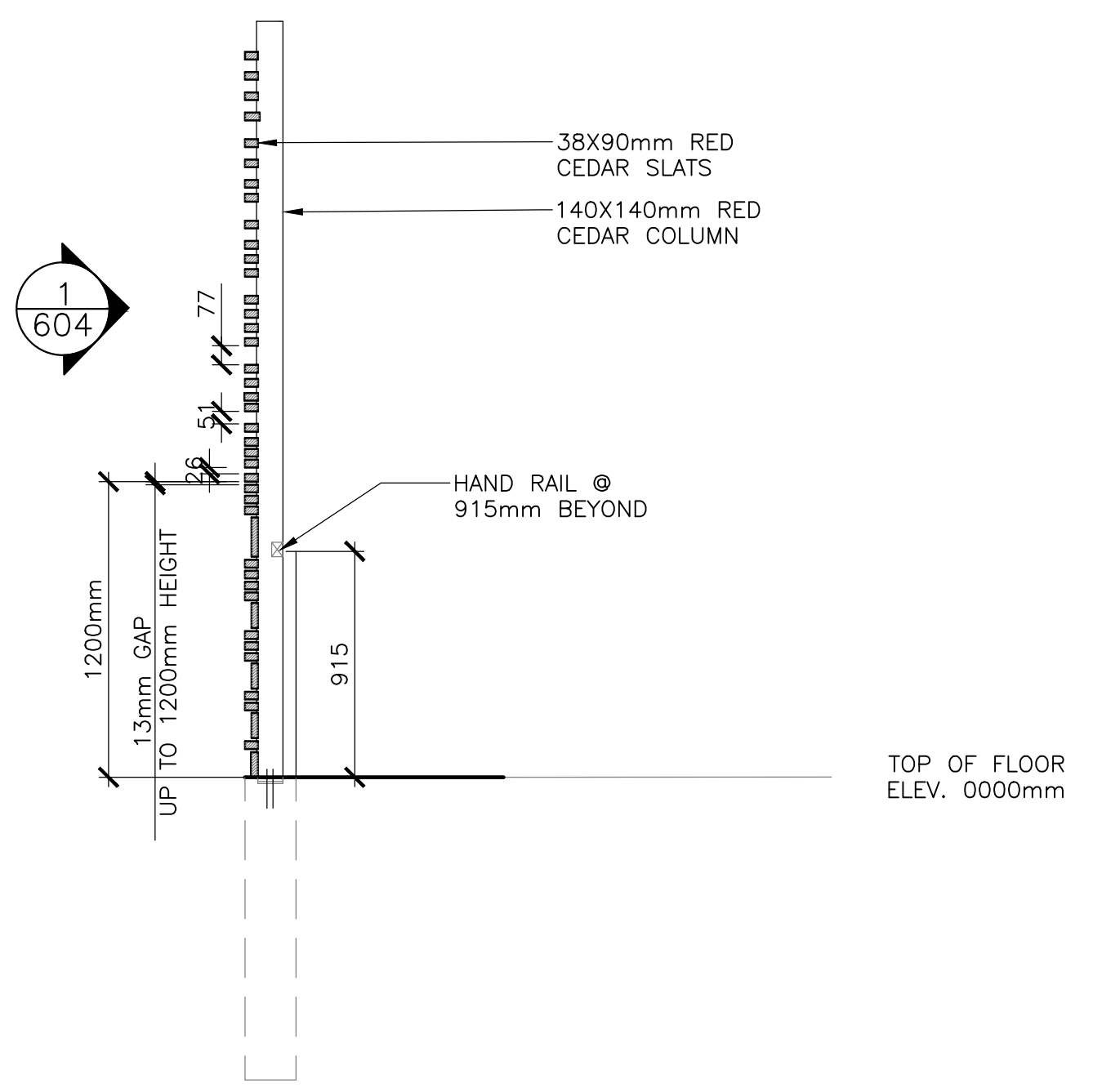
1 SCREEN - FRONT ELEVATION
 SCALE : 1:25
 0mm 500mm 1000mm 1500mm 2000mm 2500mm



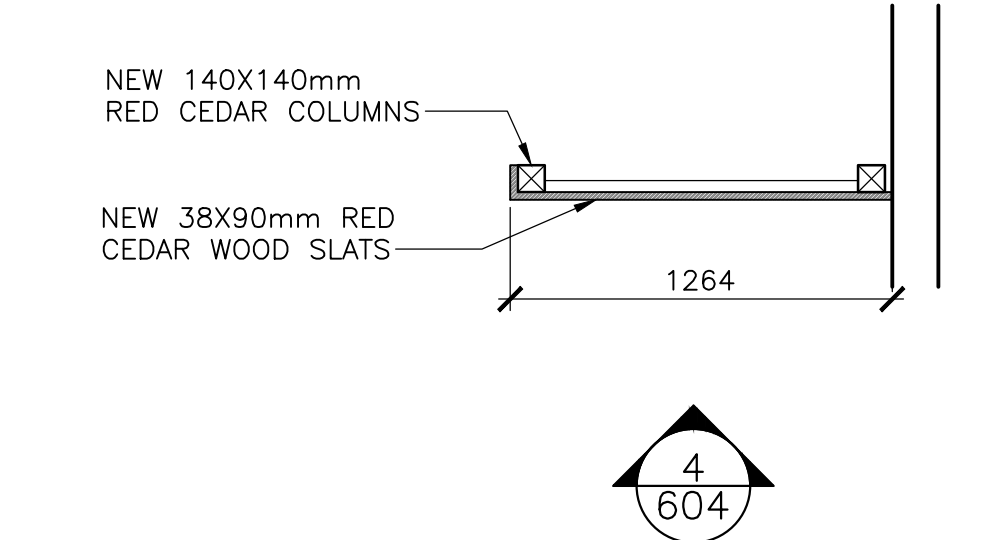
4 SCREEN - FRONT ELEVATION
 SCALE : 1:25
 0mm 500mm 1000mm 1500mm 2000mm 2500mm



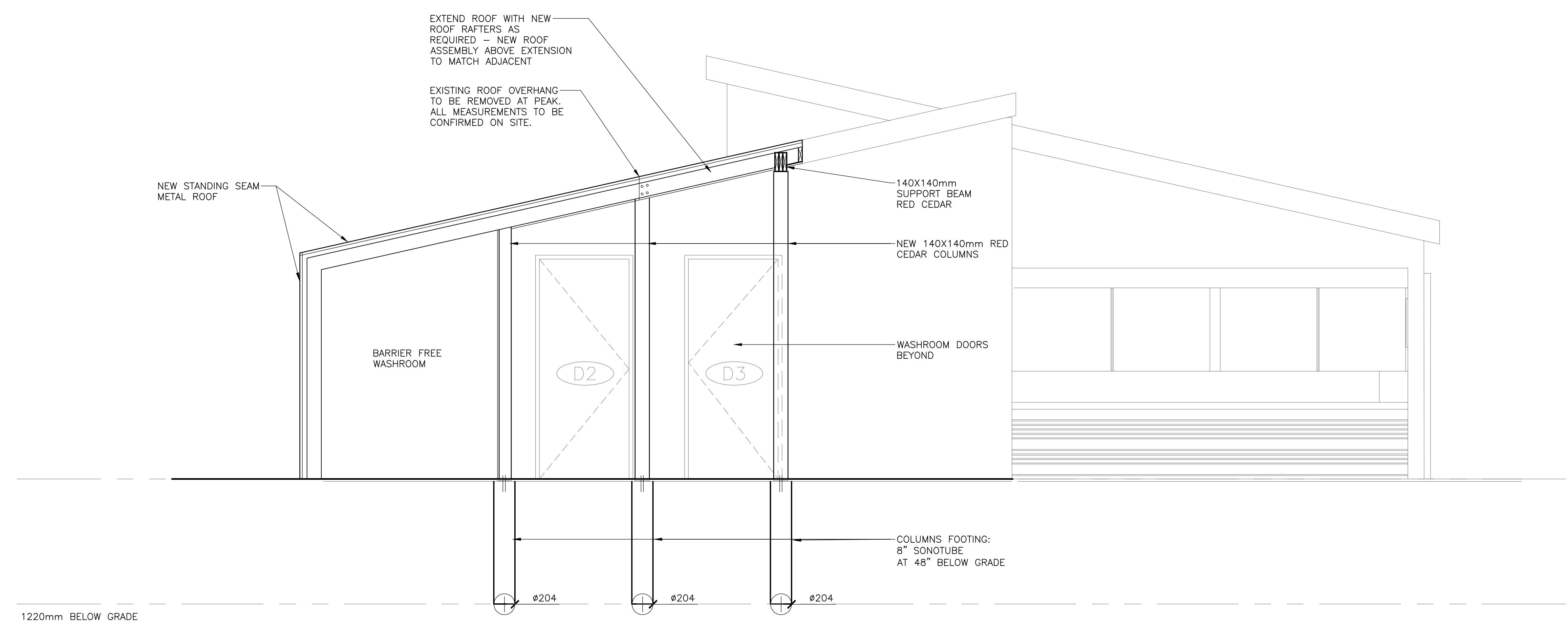
2 SCREEN - PLAN VIEW
 SCALE : 1:25
 0mm 500mm 1000mm 1500mm 2000mm 2500mm



3 SCREEN - SECTION
 SCALE : 1:25
 0mm 500mm 1000mm 1500mm 2000mm 2500mm



5 SCREEN - FRONT ELEVATION
 SCALE : 1:25
 0mm 500mm 1000mm 1500mm 2000mm 2500mm



6 SCREEN - FRONT ELEVATION
 SCALE : 1:25
 0mm 500mm 1000mm 1500mm 2000mm 2500mm

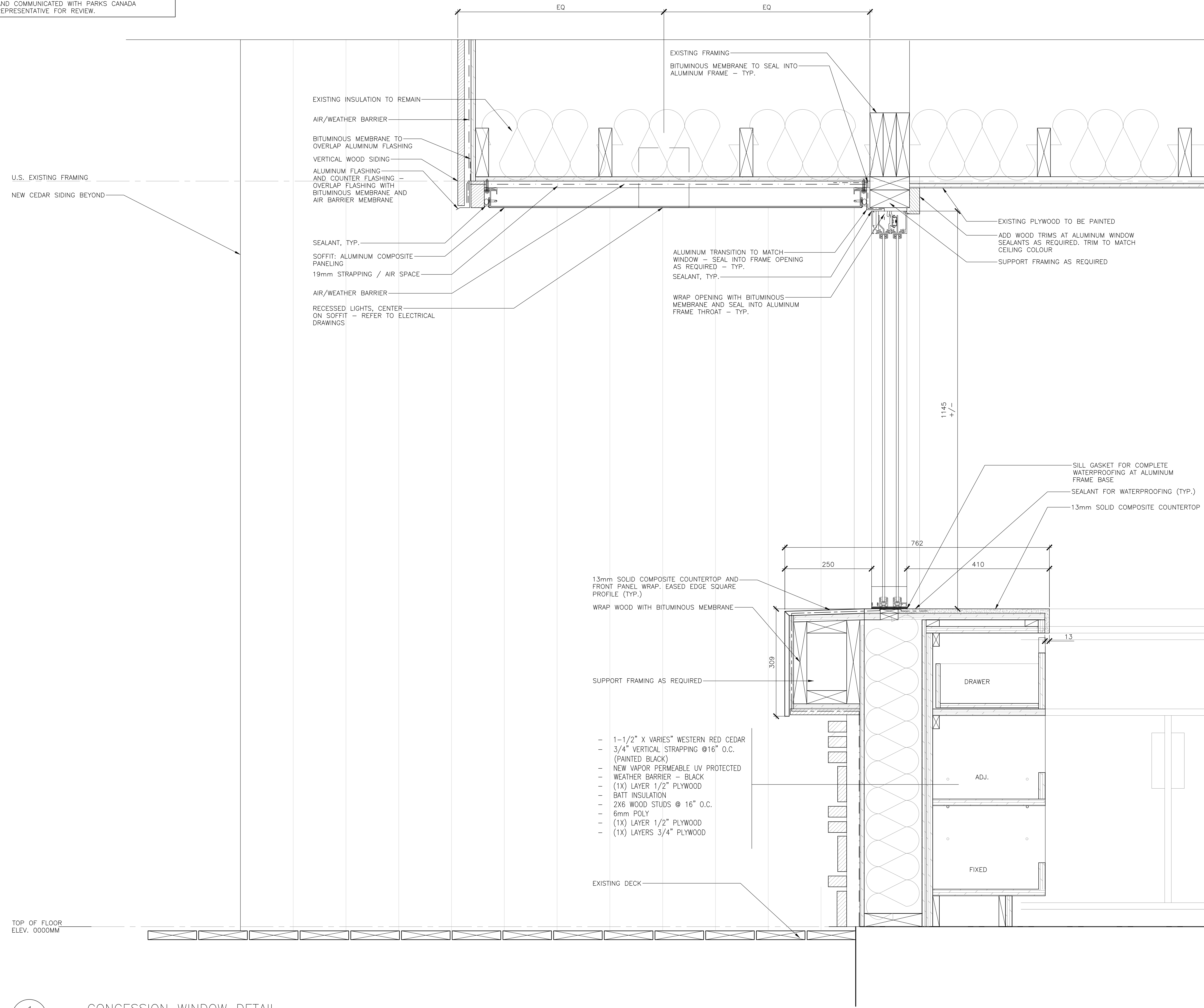
5	ISSUED FOR TENDER	01/31
4	ISSUED FOR BS8	12/21
3	ISSUED FOR BS4	11/15
2	ISSUED FOR BS3	09/25
1	ISSUED FOR BS2	08/09
revisors		date

project
 FACILITY REHABILITATION
 KOUCHIBOUQUAC
 NATIONAL PARK
 KOUCHIBOUQUAC
 NEW BRUNSWICK

drawing
 RYANS BUILDING
 SCREEN DETAIL

designed	concep
date	
drawn	dessiné
date	
approved	approuvé
date	
Tender	Submission
FWSC Project Manager	Administrateur de projets TPSC
project number	no. du projet
1848-954	
drawing no.	no. du dessin
A-604	

NOTE:
 1. DETAIL SHOWS DESIGN INTENT. CONTRACTOR TO EVALUATE EXISTING CONDITIONS AND REPORT TO PARKS CANADA REPRESENTATIVE ANY CONFLICTING ASSEMBLIES OR SUBSTANTIAL DIFFERENCES FOR REVIEW. VERIFY ALL DIMENSIONS ON SITE.
 2. ALL COMPONENTS TO BE INCLUDED UNLESS NOTED 'EXISTING'. ALL DAMAGED OR COMPROMISED EXISTING ASSEMBLY COMPONENTS TO BE IDENTIFIED AND COMMUNICATED WITH PARKS CANADA REPRESENTATIVE FOR REVIEW.



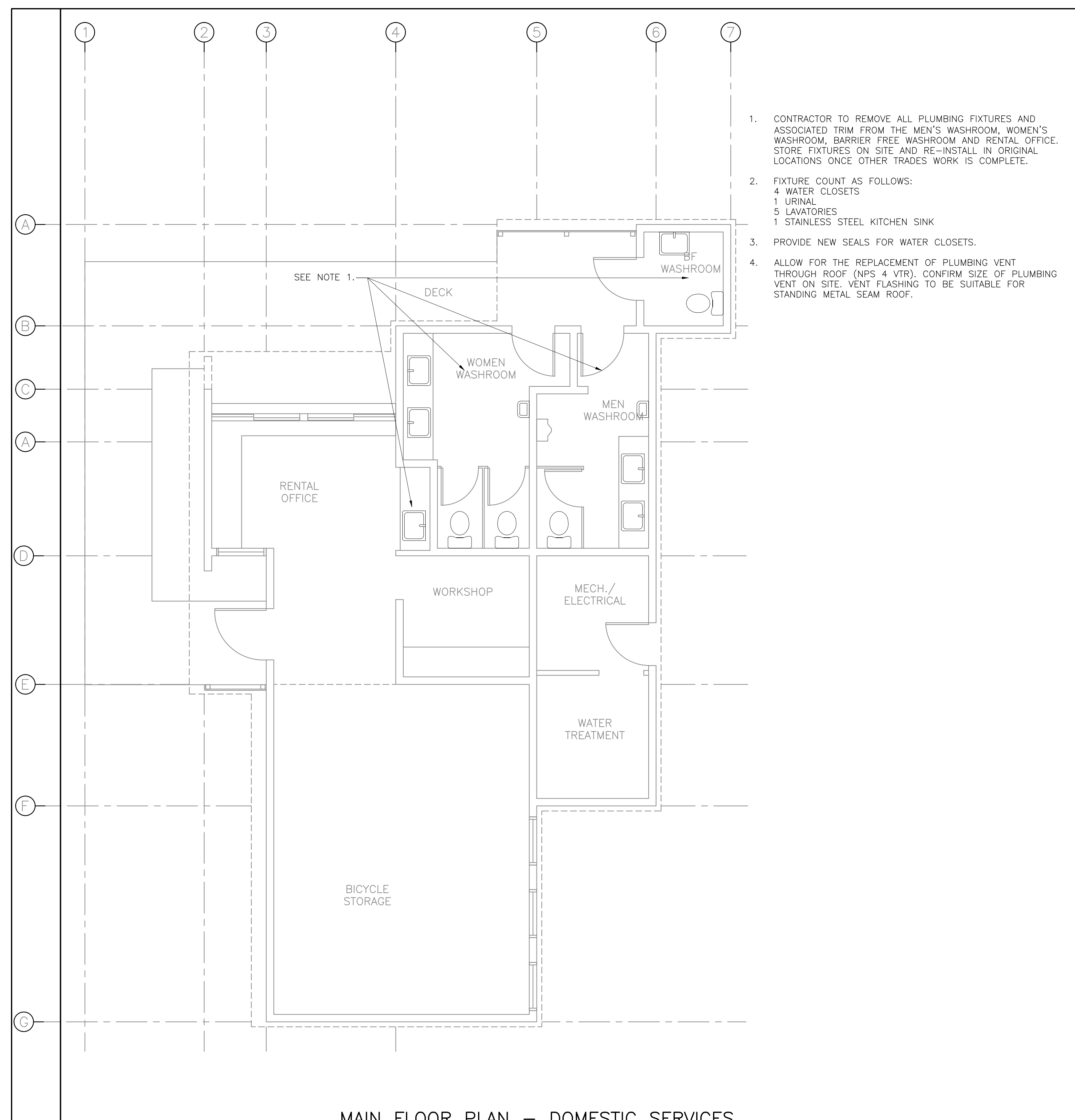
1
 605
 CONCESSION WINDOW DETAIL
 SCALE : 1:5
 0mm 100mm 200mm 300mm 400mm 500mm

revisions	date
5	ISSUED FOR TENDER 01/31
4	ISSUED FOR BSB 12/21
3	ISSUED FOR BS4 11/15
2	ISSUED FOR BS3 09/25
1	ISSUED FOR BS2 08/09

project
 FACILITY REHABILITATION
 KOUCHIBOUQUAC
 NATIONAL PARK
 KOUCHIBOUQUAC
 NEW BRUNSWICK

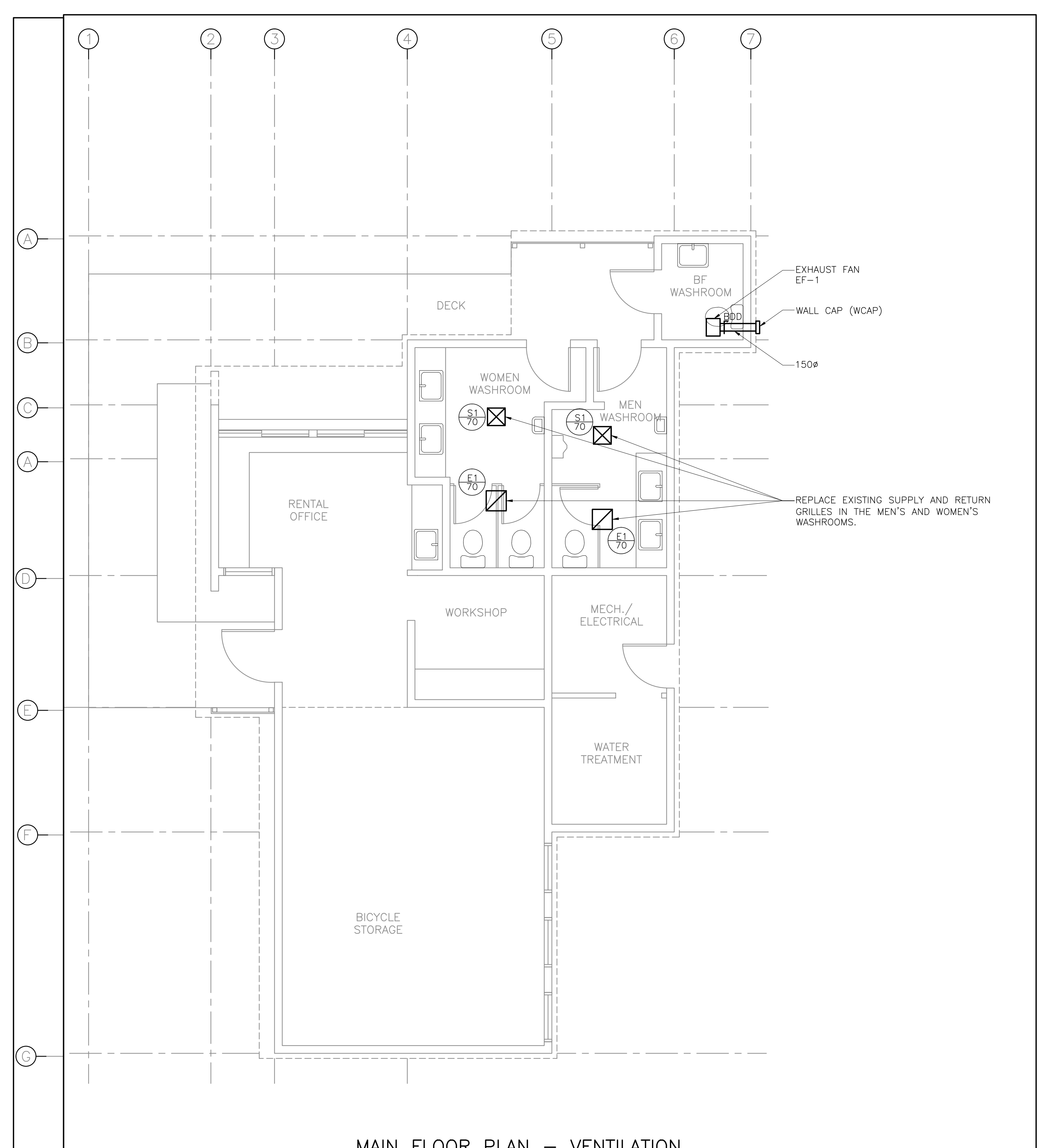
drawing
 RYANS BUILDING
 CONCESSION WINDOW

designed	conçu
date	
drawn	dessiné
date	
approved	approuvé
date	
Tender	Soumission
PWSC Project Manager	Administrateur de projets PWSC
project number	no. du projet
1848-954	
drawing no.	no. du dessin
A-605	



MAIN FLOOR PLAN – DOMESTIC SERVICES
 SCALE : 1:50
 0m 1m 2m 3m 4m 5m

- CONTRACTOR TO REMOVE ALL PLUMBING FIXTURES AND ASSOCIATED TRIM FROM THE MEN'S WASHROOM, WOMEN'S WASHROOM, BARRIER FREE WASHROOM AND RENTAL OFFICE. STORE FIXTURES ON SITE AND RE-INSTALL IN ORIGINAL LOCATIONS ONCE OTHER TRADES WORK IS COMPLETE.
- FIXTURE COUNT AS FOLLOWS:
 4 WATER CLOSETS
 1 URINAL
 5 LAVATORIES
 1 STAINLESS STEEL KITCHEN SINK
- PROVIDE NEW SEALS FOR WATER CLOSETS.
- ALLOW FOR THE REPLACEMENT OF PLUMBING VENT THROUGH ROOF (NPS 4 VTR). CONFIRM SIZE OF PLUMBING VENT ON SITE. VENT FLASHING TO BE SUITABLE FOR STANDING METAL SEAM ROOF.



MAIN FLOOR PLAN – VENTILATION
 SCALE : 1:50
 0m 1m 2m 3m 4m 5m

- EXHAUST FAN EF-1
- WALL CAP (WCAP)
- 150ø
- REPLACE EXISTING SUPPLY AND RETURN GRILLES IN THE MEN'S AND WOMEN'S WASHROOMS.

GRILLE, DIFFUSER AND REGISTER SCHEDULE					
No.	DESCRIPTION	NECK DIA. (mm)	FACE SIZE (mmXmm)	FLOW RATE (l/s)	REMARKS
S1	MODULAR LOUVERED DIFFUSER	225x225	350x350	REFER TO PLANS	c/w BALANCING DAMPER
E1	EGG CRATE FACE EXHAUST	-	400x400	REFER TO PLANS	c/w OPPOSED BLADE DAMPER

LOUVER & WALL CAP SCHEDULE				
No.	SERVICES	OVERALL SIZE WIDTH x HEIGHT (mm)	VELOCITY (m/s)	REMARKS
WCAP	RYAN BUILDING BATHROOM-EXHAUST	150ø	-	C/W BACK DRAFT DAMPER & SCREEN

NOTES:

VENTILATION LEGEND	SYMBOL
FRESH AIR \ SUPPLY AIR	☒
EXHAUST AIR \ RETURN AIR	☒
BALANCING DAMPER	BD
BACKDRAFT DAMPER	BDD
EXHAUST AIR	EA
RETURN AIR	RA
SUPPLY AIR	SA
FRESH AIR	FA
GRILLE/DIFFUSER	XX
AIR FLOW (l/s)	XXX

FAN SCHEDULE								
No.	LOCATION	TYPE	AIR FLOW RATE (L/S)	STATIC PRESSURE (Pa)	FAN (RPM)	MOTOR CAPACITY (W)	ELECT. SUPPLY VOLTS PHASE	REMARKS
EF-1	BARRIER FREE WASHROOM	CEILING CABINET	35	6.3	950	80	120 1	C/W BACK DRAFT DAMPER



1	RE-ISSUED FOR TENDER	FEB. 21 2018
0	ISSUED FOR TENDER	JAN. 31 2018

Facility Rehabilitation
 Kouchibouguac
 National Park
 Kouchibouguac,
 New Brunswick

**RYAN BUILDING
 MECHANICAL SERVICES
 NEW CONDITIONS**

designed K.M. conçu
 date FEBRUARY 21, 2018
 drawn R.A. dessiné
 date FEBRUARY 21, 2018
 approved K.M. approuvé
 date FEBRUARY 21, 2018
 Tender Soumission
 Project Manager Administrateur de projets TFGSC
 project number no. du projet
 drawing no. no. du dessin

LUMINAIRE SCHEDULE					
TYPE	VOLTAGE	LAMP	DESCRIPTION	CATALOGUE NUMBER	
A	120	LED 4000°K	100mm SQUARE DOWNLIGHT SUITABLE FOR MOUNTING IN IMPERIAL T-BAR CEILING, GYPSUM BOARD OR LINEAR METAL CEILING, SEMI SPECULAR REFLECTOR, POLISHED INTEGRAL FLANGE, WIDE BEAM SPREAD, APPROXIMATELY 1000 LUMENS	ACUTY CAT.# EVO 50 40/10 4BR LSS 120 OR APPROVED EQUAL	
B	120	LED 4000°K	65x1220mm SUSPENDED STRIPLIGHT FIXTURE, FROSTED LENS, CHAIN SUSPEND TO 2750mm A.F.F., UNLESS OTHERWISE INDICATED, APPROXIMATELY 3900 LUMENS, WHITE FINISH	PHILIPS CAT.# LF4FR3940UDZT CHAIN HANGING KIT (AS REQUIRED); FKR-126 ACUTY CAT.# ZLZN L48 2000LM MDD MVOLT 40K 80CRI WH CHAIN HANGING KIT (AS REQUIRED); HC36 METALUX CAT.# 4SNLED-L04-34SL-LN-UNV-L840-CD1-U CHAIN HANGING KIT (AS REQUIRED); AYU-CHAIN/SET	
B1	120	LED 4000°K	SAME AS TYPE 'B' EXCEPT 2000 LUMENS, WHITE FINISH.	PHILIPS CAT.# LF4FR2040UDZT CHAIN HANGING KIT (AS REQUIRED); FKR-126 METALUX CAT.# 4SNLED-L04-20SL-LN-UNV-L840-CD1-U CHAIN HANGING KIT (AS REQUIRED); AYU-CHAIN/SET ACUTY CAT.# ZLZN L48 2000LM MDD MVOLT 40K 80CRI WH CHAIN HANGING KIT (AS REQUIRED); HC36	
C	120	LED 4000°K	610mm WALL MOUNTED VANITY LIGHT, APPROXIMATELY 2200 LUMENS.	ALW CAT.# FBSMB 2" HI 4000K 0/10V/ EX1/R 120 OR APPROVED EQUAL	
D	120	LED 4000°K	1220mm RECESSED LINER LIGHT FIXTURE, FROSTED LENS, APPROXIMATELY 1600 LUMENS, WHITE FINISH	PHILIPS CAT.# 39COLAKLS34FT71E ACUTY BRANDS CAT.# SL4L LOP 4FT FLP GB 80CRI 40K 400LMF 120 ZT AXIS LIGHTING CAT.# BRLED 400 80 40 FL 4 W 120 DP 1 D	
D1	120	LED 4000°K	SAME AS TYPE 'D' EXCEPT APPROXIMATELY 2200 LUMENS, WHITE FINISH.	PHILIPS CAT.# 39COLAKLS34FT71E ACUTY BRANDS CAT.# SL4L LOP 4FT FLP GB 80CRI 40K 600LMF 120 ZT AXIS LIGHTING CAT.# BRLED 500 80 40 FL 4 W 120 DP 1 D	
D2	120	LED 4000°K	SAME AS TYPE 'D' EXCEPT 610mm LENGTH, WHITE FINISH.	PHILIPS CAT.# 39COLAKLS32FT71E ACUTY BRANDS CAT.# SL4L LOP 2FT FLP GB 80CRI 40K 400LMF 120 ZT AXIS LIGHTING CAT.# BRLED 400 80 40 FL 2 W 120 DP 1 D	
E	120	LED 4000°K BW	EXTERIOR WALL PACK, DIE-CAST ALUMINUM CONSTRUCTION, BLACK FINISH, NO UPLIGHTING, MATCH EXISTING FIXTURE MOUNTING HEIGHTS	EUREKA LIGHTING CAT.# 3456-KDB-LED.B-40-120V-BLKE-CFR OR APPROVED EQUAL	
F	120	LED 4000°K	100x2440mm LINER STRIPLIGHT, WET LISTED, BLACK FINISH	AXIS LIGHTING CAT.# WBSLED 500 80 40 S 8 BLK 120 DP 1 SC OR APPROVED EQUAL	

OCCUPANCY SENSOR SCHEDULE		
TYPE	DESCRIPTION	CATALOGUE NUMBER
⌘	PIR/ULTRASONIC MULTI-TECHNOLOGY TYPE SENSOR, CEILING MOUNTED, 120V, WHITE, 360° FIELD OF VIEW, ADJUST SENSOR COVERAGE ON SITE TO HAVE 9.3m2 COVERAGE MAX (ULTRASONIC)	LEVITON CAT.# O3C10-MDW HUBBELL CAT.# 0MNIDT2000BP1277 GREENGATE CAT.# OAC-DT-2000-MV
⌘	PIR TYPE SENSOR, WALL MOUNTED, 180° FIELD OF VIEW, 120V, WHITE, SET TO MANUAL ON UNLESS OTHERWISE NOTED.	LEVITON CAT.# ODS10-ID HUBBELL CAT.# LHIRD2 LUTRON CAT.# MS SERIES

EMERGENCY FIXTURE SCHEDULE				
TYPE	VOLTAGE	LAMP	DESCRIPTION	CATALOGUE NUMBER
⌘	120	BW MR16 LED	STEEL BATTERY UNIT RATED FOR 72 WATTS FOR 30 MINUTES MOUNTED 2400mm A.F.F., UNLESS OTHERWISE NOTED, 120V SUPPLY VOLTAGE c/w CORD AND PLUG, NUMBER OF LAMPS AS SHOWN ON DRAWINGS, INSTALL SINGLE RECEPTACLE AT SAME HEIGHT ADJACENT TO BATTERY UNIT.	LUMACELL CAT.# RG12C722LD10-ATN AMULTE CAT.# EBST12072/2MB6WLAWHT-ATD READY-LITE CAT# LDXC1272ADN2LD10

DEMOLITION LEGEND	
SYMBOL	DESCRIPTION
⌘	INDICATES EXISTING TO REMAIN.
⌘	INDICATES EXISTING TO BE REMOVED BY THIS CONTRACTOR

POWER LEGEND	
SYMBOL	DESCRIPTION
⊖	15A, 120V SINGLE RECEPTACLE
⊖	15A, 120V DUPLEX RECEPTACLE 'GFCI' - INDICATES GROUND FAULT CIRCUIT INTERRUPTER RECEPTACLE 'WP' - INDICATES WEATHERPROOF
⊖	DUPLEX RECEPTACLE MOUNTED ABOVE COUNTER
⊖	15A, 120V QUAD RECEPTACLE MOUNTED ABOVE COUNTER
⊖	JUNCTION BOX
■	LIGHTING/POWER PANEL
'E'	'E' INDICATES EXISTING TO REMAIN.
'D'	'D' INDICATES EXISTING TO BE REMOVED, WIRING TO REMAIN

LIGHTING LEGEND	
SYMBOL	DESCRIPTION
⌘	SINGLE POLE LINE VOLTAGE LIGHT SWITCH 'a' INDICATES SWITCHING.
⌘	CEILING MOUNT OCCUPANCY SENSOR
⌘	WALL MOUNT OCCUPANCY SENSOR
⌘	1220mm SUSPENDED OR SURFACE MOUNTED LIGHT FIXTURE, 'A' INDICATES FIXTURE TYPE.
⌘	1220mm RECESSED LIGHT FIXTURE, 'B' INDICATES FIXTURE TYPE.
⌘	610mm WALL MOUNTED LIGHT FIXTURE, 'C' INDICATES FIXTURE TYPE.
⌘	RECESSED SQUARE POT LIGHT 'D' DENOTES FIXTURE TYPE.
⌘	WALL MOUNTED LIGHT FIXTURE 'E' INDICATES FIXTURE TYPE
⌘	EMERGENCY LIGHTING BATTERY UNIT, WALL MOUNTED, c/w BATTERY PACK, DUAL HEADS
■	LIGHTING/POWER PANEL
'E'	'E' INDICATES EXISTING TO REMAIN.
'D'	'D' INDICATES EXISTING TO BE REMOVED, WIRING TO REMAIN

EXISTING PANEL #	LOCATION: RYANS BUILDING -- MECH./ELEC. RM.	VOLTAGE		PANEL TYPE		INTERRUPTING RATING		10,000		AMPS			
		120/240				MAINS	LUGS						
		PHASE/WIRES		1Ø, 3W	BKR TYPE	BOLT ON	BREAKER		AMPS		AMPS		
				MOUNTING SURFACE			MCS		BUS	225	AMPS		
DESIGNATION	LOAD (VA)		AWG	CCT	BKR	A	B	BKR	CCT	AWG	LOAD (VA)		DESIGNATION
	A	B		#					#		A	B	
EXISTING CIRCUIT					15A			15A	2				EXISTING CIRCUIT
EXISTING CIRCUIT					3 15A			15A	4				EXISTING CIRCUIT
EXISTING CIRCUIT					5 15A			15A	6				EXISTING CIRCUIT
EXISTING CIRCUIT					7 15A			15A	8				EXISTING CIRCUIT
EXISTING CIRCUIT					9 15A			2P	10				EXISTING CIRCUIT
EXISTING CIRCUIT					11 15A			15A	12				EXISTING CIRCUIT
EXISTING CIRCUIT					13 2P			15A	14				EXISTING CIRCUIT
EXISTING CIRCUIT					15 20A			15A	16				EXISTING CIRCUIT
EXISTING CIRCUIT					17 2P			15A	18				EXISTING CIRCUIT
EXISTING CIRCUIT					19 20A			15A	20				EXISTING CIRCUIT
EXISTING CIRCUIT					21 2P			15A	22				EXISTING CIRCUIT
EXISTING CIRCUIT					23 20A			15A	24				EXISTING CIRCUIT
EXISTING CIRCUIT					25 2P			15A	26				EXISTING CIRCUIT
EXISTING CIRCUIT					27 20A			20A	28				EXISTING CIRCUIT
EXISTING CIRCUIT					29 2P			2P	30				EXISTING CIRCUIT
EXISTING CIRCUIT					31 15A			15A	32				EXISTING CIRCUIT
EXISTING CIRCUIT					33 15A			15A	34				EXISTING CIRCUIT
SPACE					35				36				SPACE
SPACE					37				38				SPACE
SPACE					39				40				SPACE
SPACE					41				42				SPACE
		LOAD		WATTS		AMPS							
		PHASE A											
		PHASE B											
		PHASE C											
		TOTAL											

REVISED PANEL #	LOCATION: RYANS BUILDING -- MECH./ELEC. RM.	VOLTAGE		PANEL TYPE		INTERRUPTING RATING		10,000		AMPS			
		120/240				MAINS	LUGS						
		PHASE/WIRES		1Ø, 3W	BKR TYPE	BOLT ON	BREAKER		AMPS		AMPS		
				MOUNTING SURFACE			MCS		BUS	225	AMPS		
DESIGNATION	LOAD (VA)		AWG	CCT	BKR	A	B	BKR	CCT	AWG	LOAD (VA)		DESIGNATION
	A	B		#					#		A	B	
EXISTING CIRCUIT					1 15A			15A	2				EXISTING CIRCUIT
EXISTING CIRCUIT					3 15A			15A	4				EXISTING CIRCUIT
EXISTING CIRCUIT					5 15A			15A	6				EXISTING CIRCUIT
EXISTING CIRCUIT					7 15A			15A	8				EXISTING CIRCUIT
EXISTING CIRCUIT					9 15A			2P	10				EXISTING CIRCUIT
EXISTING CIRCUIT					11 15A			15A	12				EXISTING CIRCUIT
EXISTING CIRCUIT					13 2P			15A	14				EXISTING CIRCUIT
EXISTING CIRCUIT					15 20A			15A	16				EXISTING CIRCUIT
EXISTING CIRCUIT					17 2P			15A	18				EXISTING CIRCUIT
EXISTING CIRCUIT					19 20A			15A	20				EXISTING CIRCUIT
EXISTING CIRCUIT					21 2P			15A	22				EXISTING CIRCUIT
EXISTING CIRCUIT					23 20A			15A	24				EXISTING CIRCUIT
EXISTING CIRCUIT					25 2P			15A	26				EXISTING CIRCUIT
EXISTING CIRCUIT					27 20A			20A	28				EXISTING CIRCUIT
EXISTING CIRCUIT					29 2P			2P	30				EXISTING CIRCUIT
EXISTING CIRCUIT					31 15A			15A	32				EXISTING CIRCUIT
EXISTING CIRCUIT					33 15A			15A	34				EXISTING CIRCUIT
RECEPTACLE - RENTAL OFFICE					12 35			20A	36	12			HAND DRYER-WASHROOMS
RECEPTACLE - RENTAL OFFICE					12 37			15A	38	12			HAND DRYER-BARRIER FREE WR
RECEPTACLE - RENTAL OFFICE					12 39			15A	40	12			INTERIOR LIGHTING
RECEPTACLE - WORKSHOP					12 41			15A	42	12			RECEPTACLE - RENTAL OFFICE
LABEL CIRCUITS MADE REDUNDANT DUE TO DEMOLITION WORK AS 'SPARE'		LOAD		WATTS		AMPS						BOLD TEXT INDICATES NEW	
		PHASE A										FADED TEXT INDICATES EXISTING	
		PHASE B											
		PHASE C											
		TOTAL											



1	RE-ISSUED FOR TENDER	FEB. 21 2018
0	ISSUED FOR TENDER	JAN. 31 2018

revisions: date project

project

Facility Rehabilitation
Kouchibouguac
National Park
Kouchibouguac,
New Brunswick

drawing: dessin

**RYANS BUILDING
LEGENDS, FIXTURE
AND PANEL SCHEDULES**

designed J.N./M.P. conçu

date FEBRUARY 21, 2018

drawn J.N./M.P. dessiné

date FEBRUARY 21, 2018

approved Z.H. approuvé

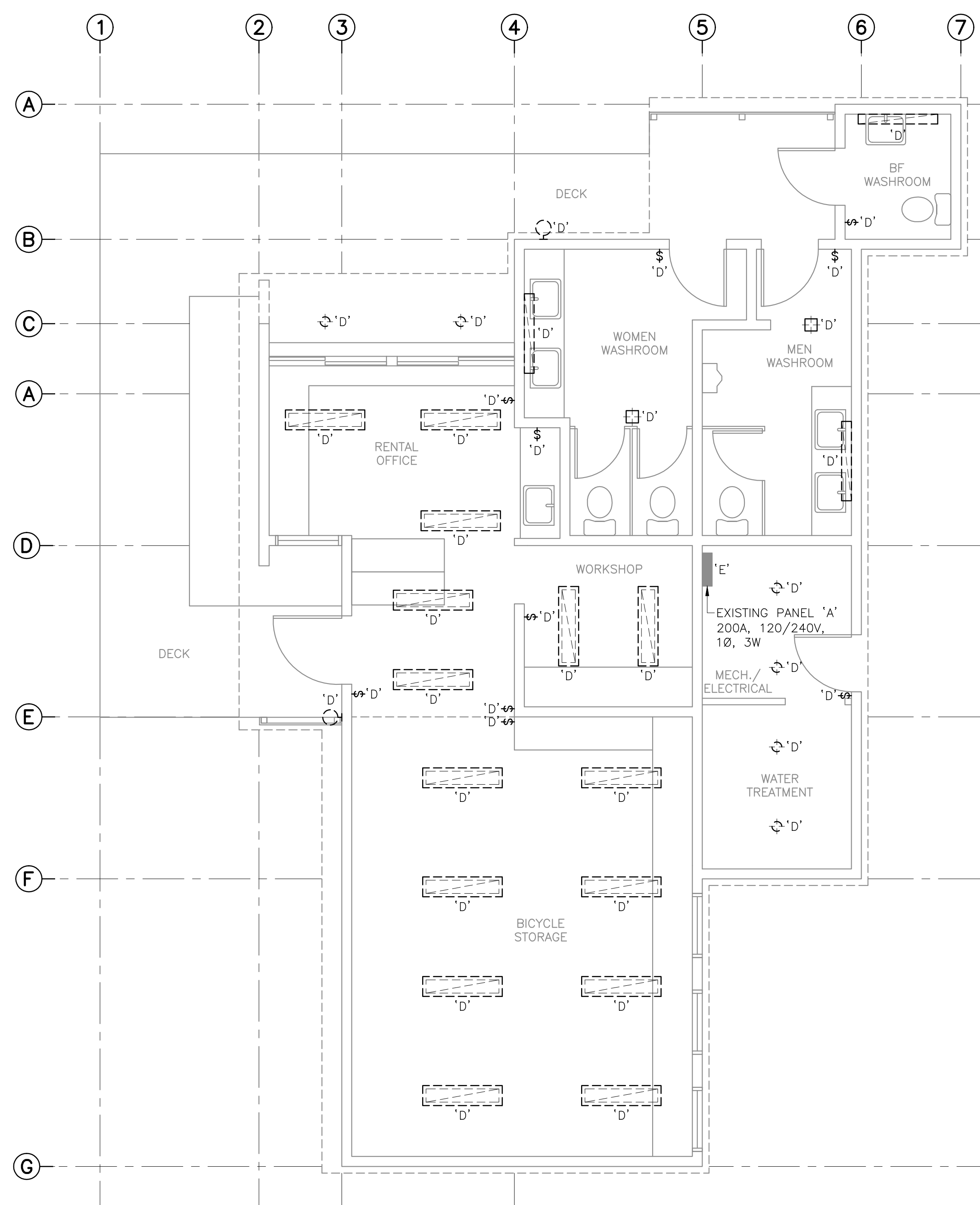
date FEBRUARY 21, 2018

Tender: Soumission

PM/GSC Project Manager: Administrateur de projets TPSCG

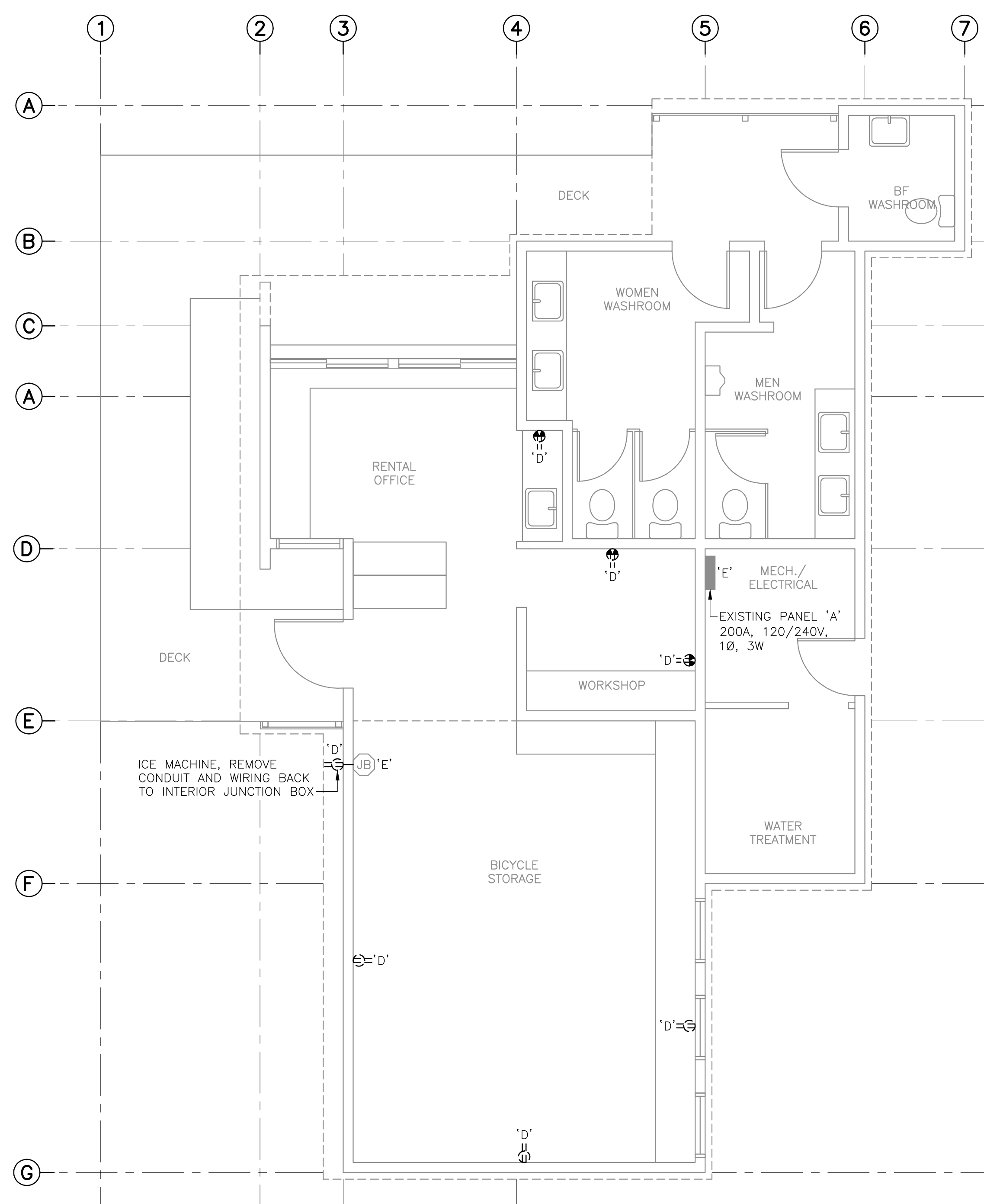
project number: no. du projet

drawing no.: no. du dessin



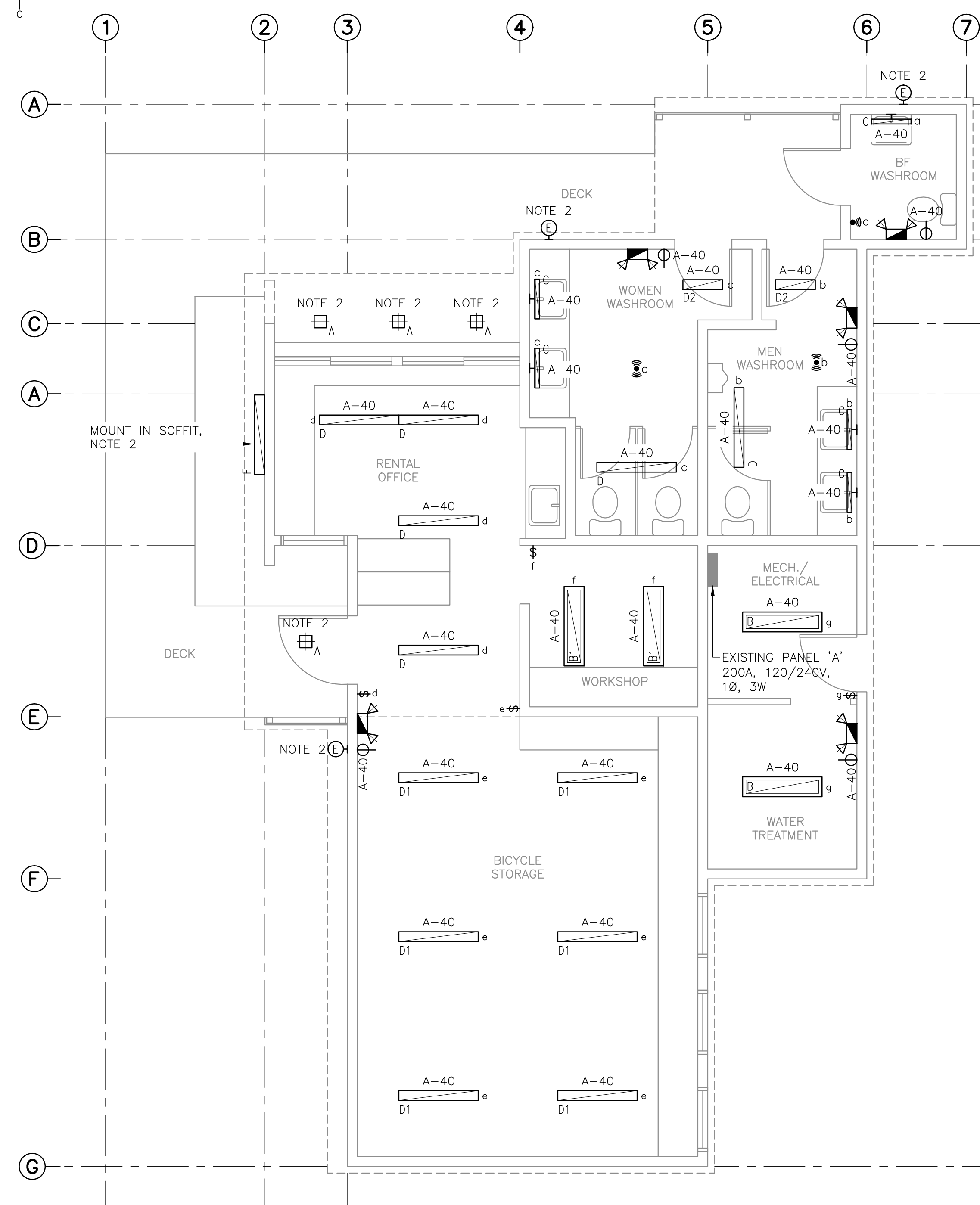
DEMOLITION LIGHTING PLAN

SCALE : 1:50



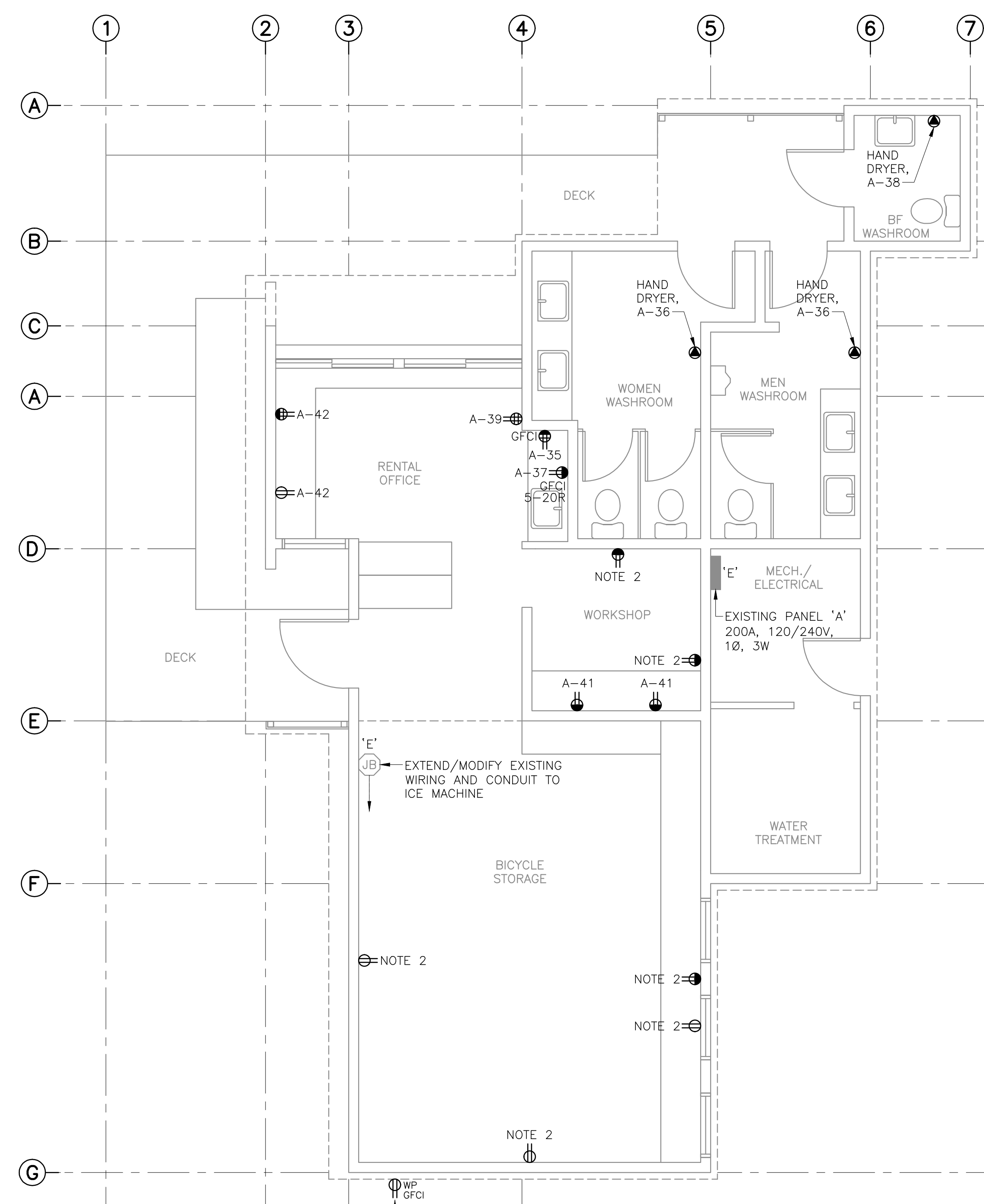
DEMOLITION POWER PLAN

SCALE : 1:50



REVISED LIGHTING PLAN

SCALE : 1:50



REVISED POWER PLAN

SCALE : 1:50

NOTES	
1	DEMOLITION DRAWINGS ARE BASED ON EXISTING AS-BUILT DRAWINGS AND INFORMATION COLLECTED ON SITE THROUGH VISUAL INSPECTIONS. NOT ALL EXISTING EQUIPMENT AND DEVICES MAY BE SHOWN AND LOCATIONS MAY VARY. CONFIRM EXISTING CONDITIONS PRIOR TO COMMENCING ANY WORK.
2	PROVIDE 2 #12 + #12 GND. RECONNECT TO EXISTING BRANCH CIRCUIT. REUSE EXISTING CONDUIT WHERE POSSIBLE.



1	RE-ISSUED FOR TENDER	FEB. 21 2018
0	ISSUED FOR TENDER	JAN. 31 2018

Facility Rehabilitation
Kouchibouguac
National Park
Kouchibouguac,
New Brunswick

**RYANS BUILDING
DEMOLITION AND REVISED
LIGHTING AND POWER
PLANS**

designed J.N.	conçu
date FEBRUARY 21, 2018	
drawn J.N.	dessiné
date FEBRUARY 21, 2018	
approved Z.H.	approuvé
date FEBRUARY 21, 2018	
Tender	Soumission
PM/SC Project Manager Administrateur de projets TPSC	
project number	no. du projet
drawing no.	no. du dessin