
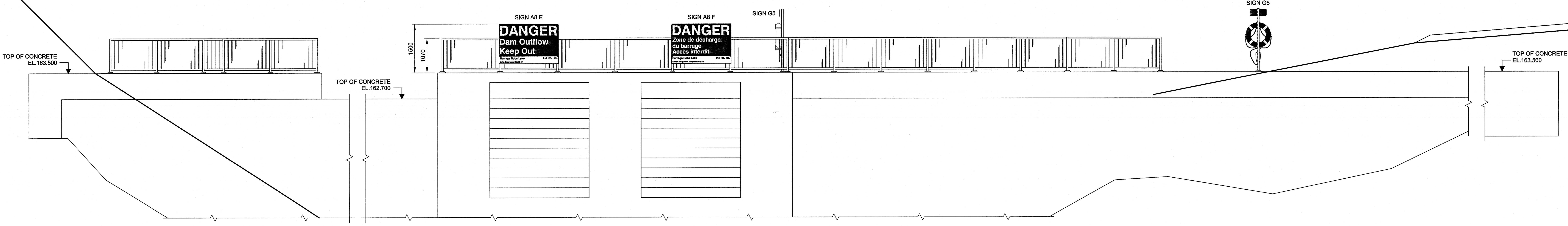


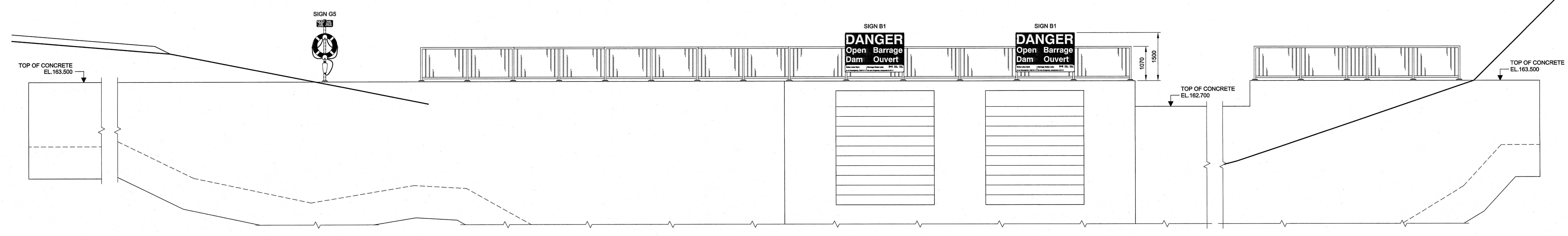
PLAN
1:50



ELEVATION A-A
1:15



DOWNSTREAM ELEVATION
1:50



UPSTREAM ELEVATION
1:50

NOTES

- SEE DRAWING CV-002-01 FOR GENERAL NOTES, LEGEND AND ABBREVIATIONS.
- SEE DRAWING CV-008-01 FOR PUBLIC STYLE GUARD RAIL FABRICATION DETAILS.
- SEE DRAWING CV-009-01 FOR SAFETY SIGNS SCHEDULE AND MOUNTING DETAILS.

LEGEND:
(F) FIXED RAIL SECTION
(R) REMOVABLE SECTION

no	date	issues and/or modifications	by
4	2016-02-22	ISSUED FOR TENDER	J.K.
3	2017-02-23	ISSUED FOR REVIEW	J.K.
2	2016-11-04	ISSUED FOR REVIEW	J.K.
1	2016-08-02	PRELIMINARY DESIGN - 66% STAGE	J.K.
0	2016-08-02	PRELIMINARY	J.K.

Parcs Canada
Canada
CIWA
900-3400 du Souvenir Blvd
Laval QC H7V 3Z2
Phone: 514 331-2462
Fax: 450 682-1013
www.ciwa.ca

ISO 9001
Professional Engineer
J. KONCZYNSKI
10418462
PROVINCE OF QUEBEC
2018-02-22

project: BOBS LAKE DAM REPLACEMENT
BOLINGBROKE - ONTARIO
title: GUARDRAIL PLAN
ELEVATIONS AND DETAILS

drawn	H. OTMANI	scale	1:50
checked	J. CARON	date	2015-07-28
designed	M. LAPLANTE	reference	
approved	J. KONCZYNSKI		

A0138 | A000492B | CV | 007 | 01 | 4

2018-02-22 10:00:00 AM C:\Users\jkonc\Documents\A000492B\CAD\007-01.dwg