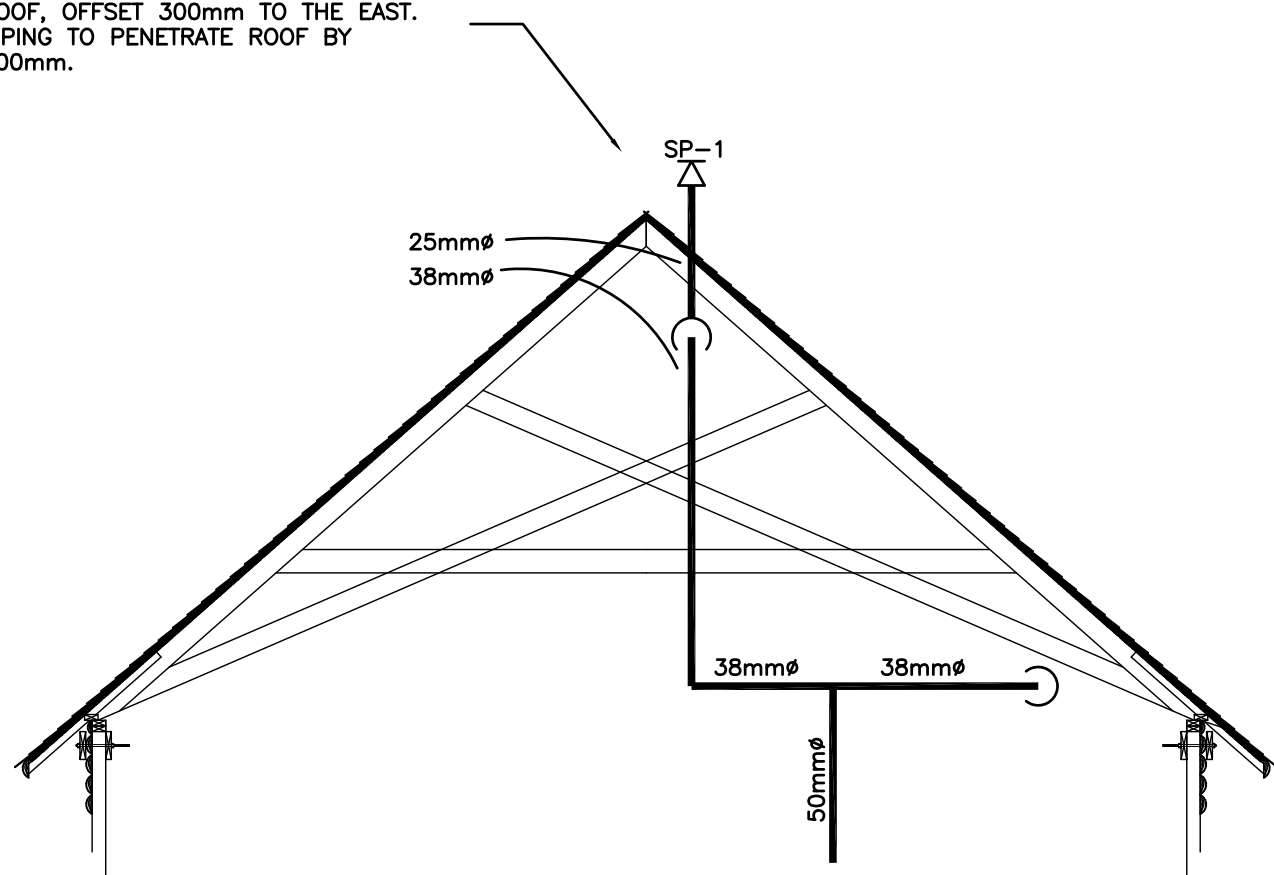


FIRE PROTECTION LEGEND

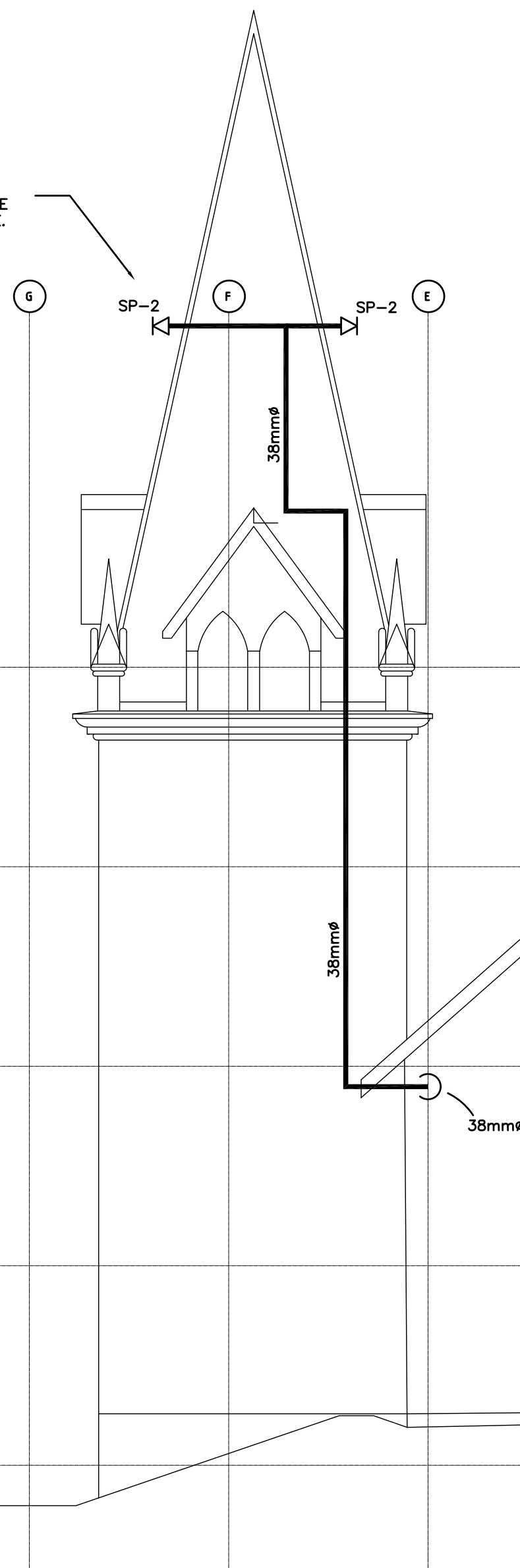
- PENDENT HEAD
- UPRIGHT HEAD
- ▽ SIDEWALL
- | CAMLOCK CONNECTION
- ↗ LATERAL SWAY BRACE
- ↘ LONGITUDINAL SWAY BRACE
- ✕ 4-WAY SWAY BRACE

NEW SPRINKLER HEADS ALONG PEAK OF ROOF, OFFSET 300mm TO THE EAST. PIPING TO PENETRATE ROOF BY 300mm.



SECTION A
F-101 1:50 ON A1 PAGE SIZE

CONTRACTOR TO COORDINATE HEAD PENETRATION WITH GENERAL CONTRACTOR. HEAD DEFLECTOR TO BE INSTALLED PARALLEL TO ROOF SLOPE.



SECTION B
F-101 1:50 ON A1 PAGE SIZE

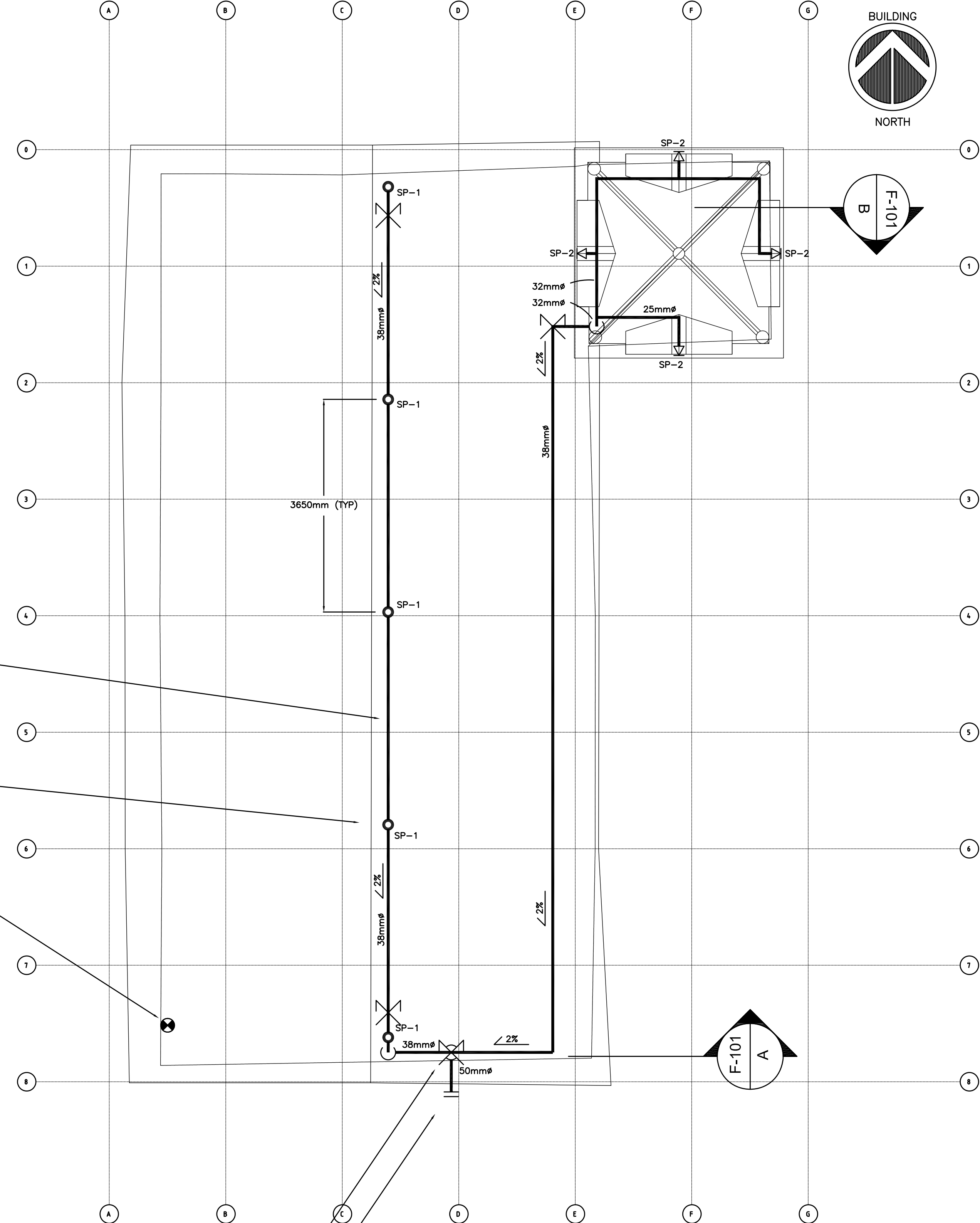
NEW GALVANIZED SPRINKLER PIPING. CONTRACTOR TO INSTALL ALL PIPING SLOPED AT 2% MIN BACK TO CAMLOCK. ALL PIPING TO BE SECURED TO INTERNAL BUILDING STRUCTURE WHERE PRACTICAL (12 FOOT MAX SPACING) AND AS PER NFPA 13.

NEW SPRINKLER HEADS ALONG PEAK OF ROOF, OFFSET 300mm TO THE EAST. PIPING TO PENETRATE ROOF BY 300mm.

PROVIDE NEW 10 LB 2A-10BC FIRE EXTINGUISHER WITH WALL MOUNTING BRACKET. INSTALL NEAR DOOR ON BUILDING SUPPORT STRUCTURE.

PROVIDE 4-WAY SWAY BRACE AT TOP OF RISER.

50mm CAMLOCK FITTING AT LOW LEVEL. CONTRACTOR TO COORDINATE LOCATION TO PENETRATE BUILDING ON SITE TO RE-USE EXISTING PENETRATION. CONTRACTOR TO SEAL PENETRATION WITH WIRE MESH. INSTALL BALL DRIP VALVE TO ALLOW FOR CONDENSATE DRAINAGE IN THE OFF-SEASON.



1 FIRE PROTECTION PLAN
F-101 1:50 ON A1 PAGE SIZE



5		
4		
3	RE-ISSUED FOR TENDER	18/02/26
2	ISSUED FOR TENDER	17/11/30
1	99% REVIEW	17/03/06
0	DESIGN CONCEPT SUBMISSION	17/02/06
Revision/	Description/Description	Date/Date

Client/client
**PARKS CANADA
YUKON FIELD UNIT**

**CHILKOOT TRAIL
NATIONAL HISTORIC SITE**

Project title/Titre du projet
**BENNETT LAKE, B.C.
ST. ANDREW'S CHURCH**

**ST. ANDREW'S CHURCH
ROOF REPLACEMENT AND
FIRE PROTECTION UPGRADES**

Consultant Signature Only

Designed by/Concept par
JEFFREY PIKE, P.ENG

Drawn by/Dessiné par
JEFFREY PIKE, P.ENG

PWGSC Project Manager/Administrateur de Projets TPSGC
MLADENKA DOKIC

Regional Manager, Architectural and Engineering Services
Gestionnaire régionale, Services d'architectural et de génie, TPSGC

Drawing title/Titre du dessin
**FIRE PROTECTION PLAN
AND SECTIONS**

Project No./No. du projet 5P420-17-5533	Sheet/Feuille FP-101 OF 1	Revision no./La Révision no. 3
---	--	--