




30.03.2016 14:51

PEV
PORTION PACK ITEMS ORDER

ITEM	PACKAGE	SIZE	COST	QTY	TOTAL
Peanut Butter	4 PACK	1.02			
Strawberry Jam	4 PACK	.48			
SYRUP	4 PACK	1.80			
Honey	4 PACK	1.25			
Mustard	10 PACK	.61			
Ketchup	10 PACK	.61			
Relish	10 PACK	.43			
Salad Dressing - French	4 PACK	1.04			
Salad Dressing - Italian	4 PACK	1.04			
Mayonnaise	4 PACK	.74			
A.P. Flour	CEP1000	.81			
Rice	CEP2000				
COFFEE	CEP5000				
Tea Bags					
Sugar					
Chicken					



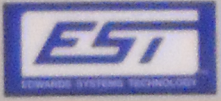

30.03.2016 13:30



29.03.2016 14:15



29.03.2016 16:16



STOP! Clear all Shaves Prior to Resetting Panel

Panel interface with a small screen, several buttons, and a numeric keypad (0-9, *, #). To the right of the screen is a vertical list of 24 slots, each with a small indicator light. The 10th slot from the top is highlighted in yellow.

30.03.2016 16:02

W 832



CAUTION: HIGH VOLTAGE

ALARM DISABLE SUP GND FAULT CPU FAIL TROUBLE POWER

08:46:54 03/31/2016
BCI RECREATION
SYSTEM NORMAL
ALARM HISTORY: 0060



ACKNOWLEDGE ALARM SILENCE PANEL SILENCE RESET

Vertical panel with multiple sections:

- Top section: Empty rectangular display area.
- Middle section: Multiple rows of small square indicators (LEDs) and labels. One label is "SIGNAL BYPASS".
- Bottom section: A label "ONE MINUTE INHIBIT".

Vertical panel with a long list of small rectangular indicators or buttons. One label at the top is "GYM BUILDING".

31.03.2016 09:11