


**LEGEND**

**NOTES**

1. SLOPE TO CONFORM WITH WORKSAFE BC REQUIREMENTS
2. SHOULDER TO BE 0.5m FOR SIDE SLOPES 3:1 OR FLATTER & 1.0m SHOULDERS WITH BARRIER FOR SIDE SLOPES STEEPER THAN 3:1
3. CONSTRUCTION STAGING SHOWN CONCEPTUALLY ONLY. THE CONTRACTOR TO CONFIRM EXISTING SITE CONDITIONS PRIOR TO CONSTRUCTION AND ADJUST STAGING REQUIREMENTS AS APPLICABLE TO SUIT SITE CONDITIONS, CULVERT DESIGN, ACCEPTED TRAFFIC MANAGEMENT PLAN, ACCEPTED SITE SPECIFIC SAFETY PLAN, AND ACCEPTED ENVIRONMENTAL PROTECTION PLAN
4. CONTRACTOR IS RESPONSIBLE FOR VERIFYING LOCATION OF ALL UTILITIES PRIOR TO CONSTRUCTION
5. DIMENSIONS, COORDINATE & ELEVATIONS ARE IN METERS UNLESS NOTED OTHERWISE

CONCEPTUAL ONLY

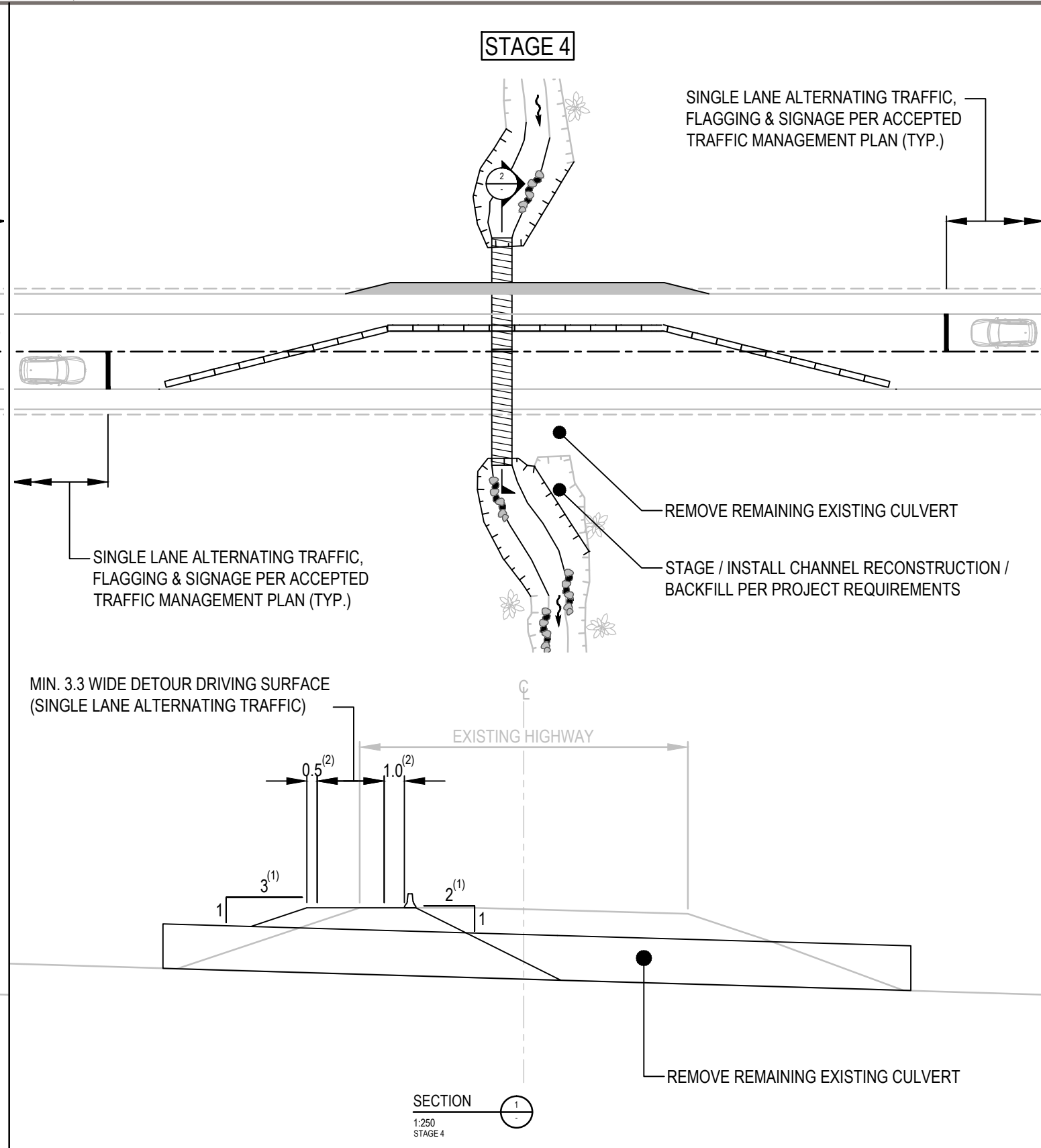
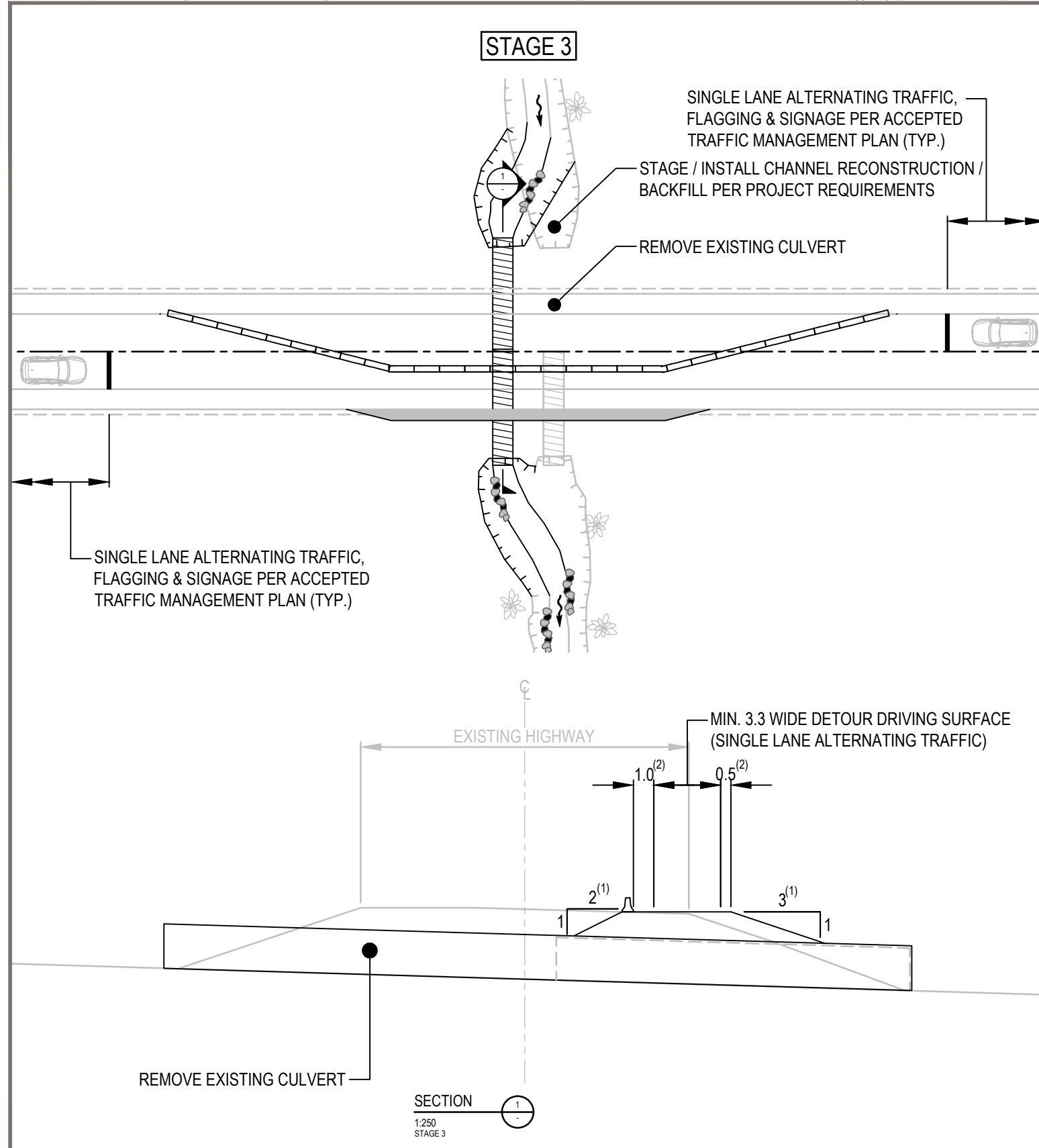
**CLIENT**



**CULVERT CONSTRUCTION STAGING & TRAFFIC DETOUR DRAWINGS**

**CONCEPTUAL STAGING (OPEN CUT METHOD) STAGE 1 & 2**

PROJECT NO. TRN.VHWY03038	DWN AD	CKD AH	REV 0	FIG 1
OFFICE VANC	DATE April 17, 2018			




**LEGEND**

**NOTES**

1. SLOPE TO CONFORM WITH WORKSAFE BC REQUIREMENTS
2. SHOULDER TO BE 0.5m FOR SIDE SLOPES 3:1 OR FLATTER & 1.0m SHOULDERS WITH BARRIER FOR SIDE SLOPES STEEPER THAN 3:1
3. CONSTRUCTION STAGING SHOWN CONCEPTUALLY ONLY. THE CONTRACTOR TO CONFIRM EXISTING SITE CONDITIONS PRIOR TO CONSTRUCTION AND ADJUST STAGING REQUIREMENTS AS APPLICABLE TO SUIT SITE CONDITIONS, CULVERT DESIGN, ACCEPTED TRAFFIC MANAGEMENT PLAN, ACCEPTED SITE SPECIFIC SAFETY PLAN, AND ACCEPTED ENVIRONMENTAL PROTECTION PLAN
4. CONTRACTOR IS RESPONSIBLE FOR VERIFYING LOCATION OF ALL UTILITIES PRIOR TO CONSTRUCTION
5. DIMENSIONS, COORDINATE & ELEVATIONS ARE IN METERS UNLESS NOTED OTHERWISE

**CLIENT**



**CULVERT CONSTRUCTION STAGING & TRAFFIC DETOUR DRAWINGS**

**CONCEPTUAL STAGING (OPEN CUT METHOD) STAGE 3 & 4**

PROJECT NO. TRN.VHWY03038	DWN AD	CKD AH	REV 0
OFFICE VANC	DATE April 17, 2018		

FIG 2

CONCEPTUAL ONLY

