



RETURN BIDS TO:
RETOURNER LES SOUMISSIONS À:
Bid Receiving Box/Boîte de Réception des
Soumissions
1st Floor/1^{ère} étage, Suite 1212
100-1045 Main Street
Moncton
New Brunswick
E1C 1H1
Bid Fax: (506) 851-6759

SOLICITATION AMENDMENT MODIFICATION DE L'INVITATION

The referenced document is hereby revised; unless otherwise indicated, all other terms and conditions of the Solicitation remain the same.

Ce document est par la présente révisé; sauf indication contraire, les modalités de l'invitation demeurent les mêmes.

Comments - Commentaires

Vendor/Firm Name and Address
Raison sociale et adresse du
fournisseur/de l'entrepreneur

Issuing Office - Bureau de distribution
PWGSC/TPSGC Acquisitions
1045 Main Street, 3rd Floor/
1045, rue Main, 3^{ième} étage
Moncton
New Bruns
E1C 1H1

Title - Sujet Aménagement, 4e étage, Moncton (Pat	
Solicitation No. - N° de l'invitation EC096-183244/A	Amendment No. - N° modif. 001
Client Reference No. - N° de référence du client R.083347.002	Date 2018-05-03
GETS Reference No. - N° de référence de SEAG PW-\$PWJ-012-5393	
File No. - N° de dossier PWJ-8-41002 (012)	CCC No./N° CCC - FMS No./N° VME
Solicitation Closes - L'invitation prend fin at - à 02:00 PM on - le 2018-05-08	Time Zone Fuseau horaire Atlantic Daylight Saving Time ADT
F.O.B. - F.A.B. Plant-Usine: <input type="checkbox"/> Destination: <input checked="" type="checkbox"/> Other-Autre: <input type="checkbox"/>	
Address Enquiries to: - Adresser toutes questions à: Martin (PWJ), Lisa M.	Buyer Id - Id de l'acheteur pwj012
Telephone No. - N° de téléphone (506) 962-5328 ()	FAX No. - N° de FAX (506) 851-6759
Destination - of Goods, Services, and Construction: Destination - des biens, services et construction:	

Instructions: See Herein

Instructions: Voir aux présentes

Delivery Required - Livraison exigée	Delivery Offered - Livraison proposée
Vendor/Firm Name and Address Raison sociale et adresse du fournisseur/de l'entrepreneur	
Telephone No. - N° de téléphone Facsimile No. - N° de télécopieur	
Name and title of person authorized to sign on behalf of Vendor/Firm (type or print) Nom et titre de la personne autorisée à signer au nom du fournisseur/ de l'entrepreneur (taper ou écrire en caractères d'imprimerie)	
Signature	Date

Solicitation No. - N° de l'invitation
EC096-183244/A
Client Ref. No. - N° de réf. du client
R.083347.002

Amd. No. - N° de la modif.
001
File No. - N° du dossier
PWJ-8-410002

Buyer ID - Id de l'acheteur
pwj012
CCC No./N° CCC - FMS No./N° VME

Cette modification de l'invitation numéro 1 est soumise et comprend la modification numéro 1 suivante.

La modification qui suit apportée aux documents de soumission entre en vigueur dès maintenant.
L'addenda fera partie des documents de contrat.

Toutes autres conditions ne changent pas.

Modification numéro 1

1. DOCUMENT D'APPEL D'OFFRES

Effacer

IP05 RÉSULTATS DE L'APPEL D'OFFRES

3. Après la date de clôture pour la réception des soumissions, on peut demander les résultats de l'appel d'offres en communiquant au numéro de téléphone (506) 636-4358.

remplacer par :

IP05 RÉSULTATS DE L'APPEL D'OFFRES

3. Après la date de clôture pour la réception des soumissions, on peut demander les résultats de l'appel d'offres en communiquant au numéro de téléphone (506) 851-7525.

2. QUESTIONS ET RÉPONSES

Question 1.

Section 12 24 13, items 2.2.1 and 2.2.2 are indicating single roller shades and dual roller shades. Drawing ID 1.1 does not specify which windows receive single roller shades and which ones receive dual roller shades. Construction Plan Keynote 1 only states "Supply and install window blinds". Can you clarify?

Réponse 1.

Revised Key Notes see Addendum No 1

Question 2.

Also, can you confirm the height of all the windows that require window treatments?

Réponse 2.

See SK-1 attached to Addendum No 1

Question 3.

Could you please clarify Section 12 24 13 – Part 2.2.1 (single roller shades) do the single roller shades require a Fascia, I don't believe they are calling for Fascia for single roller shades if I read the spec correctly.

Solicitation No. - N° de l'invitation
EC096-183244/A
Client Ref. No. - N° de réf. du client
R.083347.002

Amd. No. - N° de la modif.
001
File No. - N° du dossier
PWJ-8-410002

Buyer ID - Id de l'acheteur
pwj012
CCC No./N° CCC - FMS No./N° VME

Réponse 3.

See Addendum No 1 attached for requirement for aluminum cassette

Question 4.

On drawing ID 1.0 it shows the demolition drawing and scope of work but at the site visit it was noticed that most of the demolition has already been done. Please clarify if there is any demolition required in this contract?

Réponse 4.

Demolition scope revised, see ID 1.0 Rev 1 attached to Addendum No 1

Question 5.

At the site visit it was noticed that there was terrazzo floor remaining that is higher in elevation than the existing top of slab. Please clarify what happens with the terrazzo flooring.

Réponse 5.

Terrazzo will be removed, see ID 1.0 Rev 1 attached to Addendum No 1

Question 6.

Section 09 61 05 Floor Preparation – It is unclear what or how much floor preparation is required for this project, in past project at GOCB floor preparation has been handled as a change order. Please clarify if this will be the same as other projects?

Réponse 6.

Spec section has been revised, see Addendum No 1

Question 7.

Section 01 14 10 it talks about coordination drawings, will coordination drawings need to be submitted on this project?

Réponse 7.

Yes

3. VISITE FACULTATIVE DES LIEUX – une feuille de présence ci-jointe

Date May 02, 2018

This Addendum forms part of the Contract Documents and amends the original Specifications and Drawings, as noted below.

Ensure that all parties submitting bids are aware of all items included in this Addendum.

1.1 SPECIFICATION

- .1 Refer to Section 09 61 05 Floor Preparation
 1. Revise 1.4.1 – to read provide an allowance to skim coat the floor of the entire suite. Any further floor preparation required, including the polished concrete areas will be determined after contract award.
 2. Delete 1.4.2
- .2 Refer to Section 12 24 13 Roller Window Shades
 1. Add to 2.2.1.1 – to include aluminum cassette (square/flat face), hem bar to be aluminum.
 2. Add to 2.2.2.2 - Revise fascia and side channels to aluminum cassette (square/flat face), hem bar to be aluminum.
- .3 Refer to Section 25 05 01 – Energy Management Control Systems (EMCS), Clause 2.1.1
 1. Revise Clause to Read: Controls installation shall be provided by Controls and Equipment Ltd. or a Delta Controls Certified Contractor.

1.2 DRAWINGS

- .1 Refer to Drawing ID 1.0 – Composite & Demolition Plan
 1. Replace drawing ID 1.0 with attached, revising scope of demolition.
- .2 Refer to Drawing ID 1.1 – Construction & Reflected Ceiling Plan
 1. Revise Key Note 1 on Construction Plan to read - Key Note 2 in Medium Meeting Room 4521 and Small Meeting Room 4532.
 2. Add SK-1 drawing attached for window treatment and sill sizes
- .3 Refer to Drawings ID 1.3 – Elevations, Details & Millwork
 1. Revise Detail 3 Window sill detail to replace 19mm plywood with plastic laminate to - 19mm square post formed sill with PL5 to dimensions indicated on Detail 3.
- .4 Refer to Drawing M-3 – 4th Floor Existing and Modifications – HVAC
 1. Reference Specification Section 01 14 10, Item 1.5 Work Coordination: Following award, Mechanical Contractors are required to inspect site, obtain measurements and prepare coordination drawings showing potential interference of heat pumps with new walls

Heat pumps require clearances for service to filters, control panels and compressor section; Contractor to ensure service clearances are provided.

- .5 Refer to Drawing M-5 - Drawing Reference Notes – Modifications
 - 1. Change all reference note bubbles indicated as No. 5 to No.4 in the controls modification floor plan. Note reads as the following: Provide new temperature sensor with read only capability, no wiring attached.
- .6 Refer to Drawing M-6 – Heat Pump Schedule
 - 1. Change accessories column in the schedule to read the following: Belimo Zone Valve Series PIQCV:
 - Valve: Z2050QPT
 - Actuator: F+CQKB24-LL
- .7 Refer to Drawing M-6 – Plumbing Fixture Schedule
 - 1. The following products are listed as equivalent to specified products:
 - .1 Plumbing Fixture P-3: AMI 2007 FGM
40778 faucet
Zurn fittings
 - .2 Plumbing Fixture P-5: Lawler 570
86821-01 Lawler
- .8 Refer to Drawing E-1
 - 1. Reference Detail 1: 4th Floor Demolition Floor Plan-Lighting:
 - .1 All deleted items shown on plan have been removed except exit signs and temporary lighting.
 - .2 Both wall mounted exit signs to remain in place, delete the one coiled up in ceiling space.
 - .3 Temporary lighting shall be removed as per note 5 in “General Notes-Demolition”.
 - .4 Provide temporary “pig tail” construction lighting as required to carry out work by all trades.
 - .5 Remove all existing low voltage lighting control wiring and associated conduits.
 - .6 Remove all redundant conduit and wiring as per original contract.
 - .7 Remove note 6 in “General Notes-Demolition”.
 - 2. Reference Detail 4: 4th Floor Demolition Floor Plan-Power and Communications:
 - .1 All deleted items shown on plan have been removed except those on exterior walls.
 - .2 Change existing remaining receptacles and cover plates to match the new ones noted in the specifications. Change colour from “White” to “Manufacturer’s Full Colour Selection”. Final colour selection will be determined during shop drawing stage.
 - .3 Provide blank cover plates on existing open boxes to match new ones noted in the specifications.
 - .4 Remove all existing remaining fire alarm devices and reuse existing associated conduits where possible.
 - .5 Remove existing cover plates on ceiling mounted junction boxes and provide new cover plates as required with proper identification according to the new work.
 - .6 Remove all surface mounted boxes and raceway located on wall along column line 24.

- .8 Refer to Drawing E-1 – Detail 4 continued
 - .7 Remove all redundant conduit and wiring as per original contract.
 - .8 Remove note 7 in “General Notes-Demolition”.

- .9 Refer to Drawing E-2
 - .1 Reference Detail 3: 4th Floor Modification Floor Plan-Power & Communications
 - .1 Add specific note 18 as follow: Supply and install a new 150A mains, 120/208V, 3 Phase, 4 Wire, 42 circuit panelboard c/w 21x20A-1P bolt-on breakers and type written panel directory.
 - .2 New panel shall be labelled “5P” and match existing adjacent panels.
 - .3 Add specific note 19 as follows: Supply and install a new 100A-3P breaker in existing Panel “5N” c/w 4#3RW90+Bond;41mm EMT conduit to feed new Panel “5P”.
 - .4 New panel shall be located on south side of column C/7. Column shall be furred out to accommodate new panel.
 - .5 Change circuit numbers on floorplan to suit.

- .10 Refer to Drawing E-4
 - .1 Reference Detail 2: Panel Schedules:
 - .1 Move all fourteen (14) new breakers noted in Modified Panel 5N to the new Panel 5P on circuits 2 to 28 and mark remaining 7x20A-1P breakers as “spare”.
 - .2 Mark all fourteen (14) existing breakers in Panel 5N as “spare”.
 - .3 Supply and install a new 100A-3P breaker in existing Panel “5N” c/w 4#3RW90+Bond;41mm EMT conduit to feed new Panel “5P”.

END OF ADDENDUM

- A. COORDINATE REMOVALS WITH ITEMS REMAINING AND NEW WORK TO BE INSTALLED.
- B. COORDINATE CEILING, FLOOR AND WALL REMOVALS WITH STRUCTURAL, MECHANICAL AND ELECTRICAL.
- C. REMOVE ITEMS, LEAVING REMAINING SURFACES ACCEPTABLE FOR NEW WORK.
- D. REMOVE ITEMS *and* FASTENERS, BRACES, ETC.
- E. CUTTING AND PATCHING BY GENERAL CONTRACTOR.

[illegible]

SCALE : 1:100



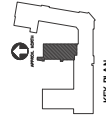
CONST. NORTH

SCALE : 1:100

SCALE : 1:150

0m 5m 10m 15m

NOTE: REFERENCE DRAWING S-1, NEW STEEL BEAMS AND EXISTING STEEL BEAMS & COLUMNS ON 3rd FLOOR BELOW THE NEW FILE ROOM 4531, WHERE CONCRETE ENCASMENT HAS BEEN REMOVED TO RECEIVE 1 MR. SPRAYED FIRE PROOFING

[illegible]

1	ADD. NO 1 DEMO. SCOPE REV.	APR 30 2018
0	ISSUED FOR TENDER	MAR 13 2018
revision		date
project		project

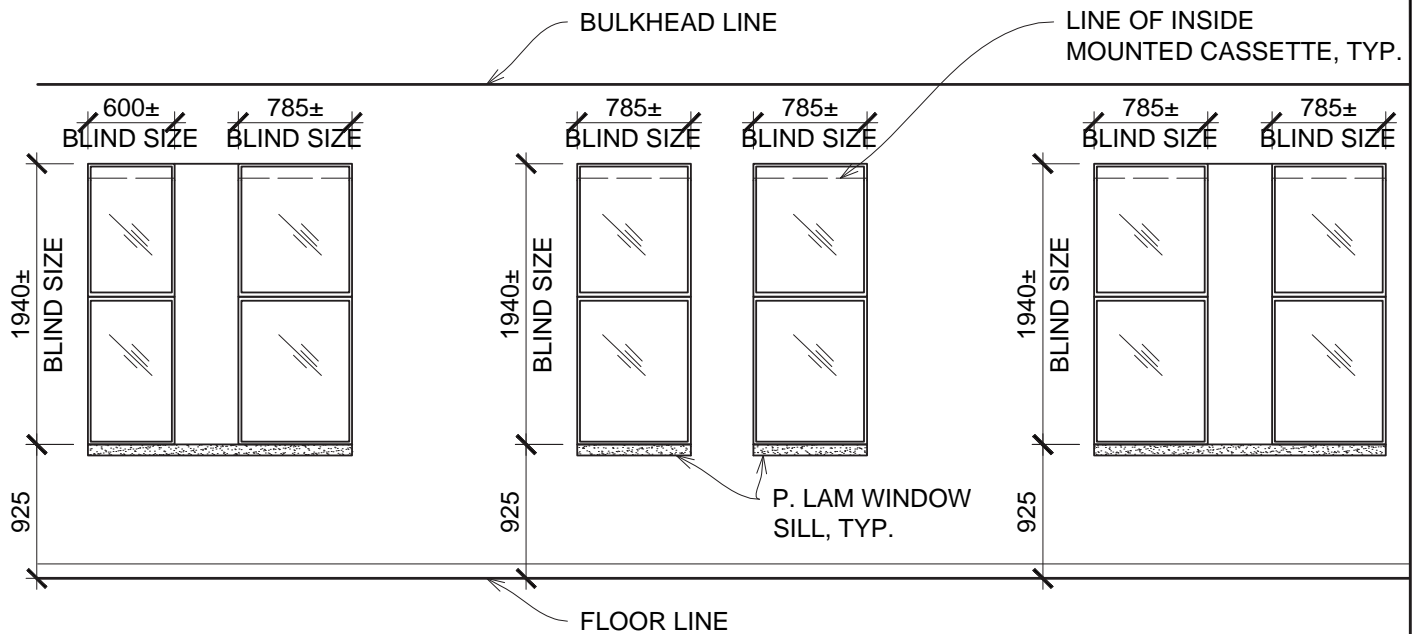
CANADIAN HERITAGE
4th FLOOR FIT-UP
1045 MAIN STREET
MONCTON NB

COMPOSITE &
DEMOLITION PLAN

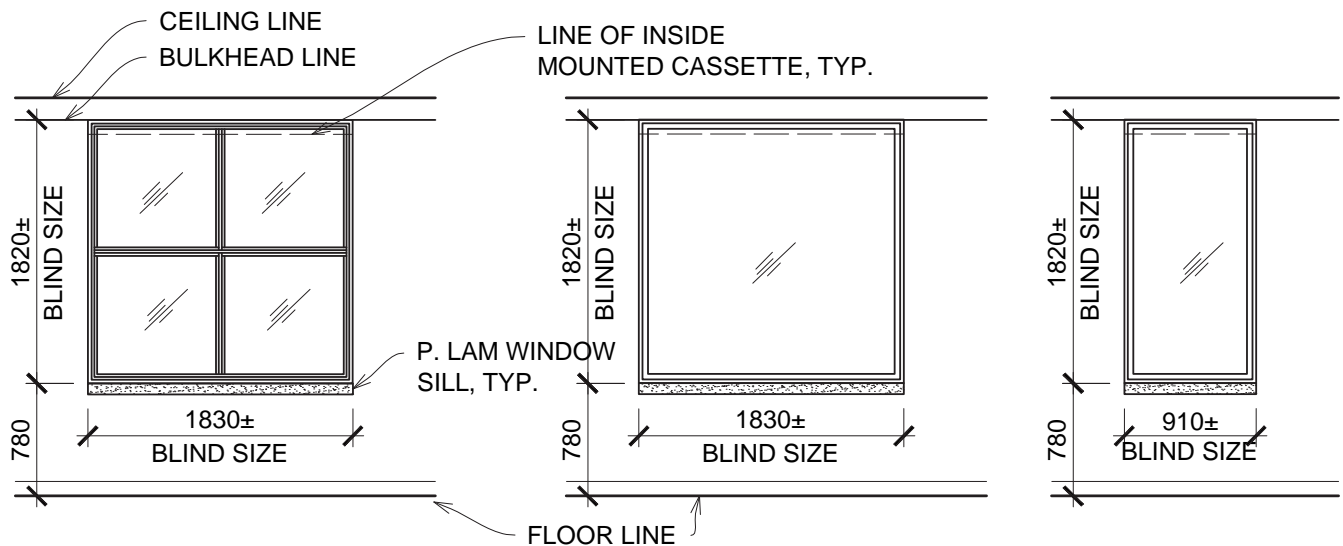
Designated	Designated
COLLEEN O'DONNELL	COLLEEN O'DONNELL
OCTOBER 2017	OCTOBER 2017
LYNN FULLARTON	LYNN FULLARTON
OCTOBER 2017	OCTOBER 2017

approved	code	JASON ALLAIN	Source/Revision
	sender	PMSC Project Manager	
	project number	Administrateur de projets PMSC	
		no. du projet	
		R.083347.002	

ID 1.0



WINDOW ELEVATION ON GRID LINE B2 (9 TO 15)



**WINDOW ELEVATION
ON GRID LINE B2 (16 TO 24)
(4 REQUIRED)**

**WINDOW ELEV. ON
GRID LINES 24 (B2 TO D)
& D (7 TO 24 - 12 REQUIRED)**

**WINDOW ELEV.
ON GRID LINE
24 (B2 TO C - 1 REQ'D)**

SCALE : 1:50



CONSULTANT:



PO Box 792, Fredericton
New Brunswick E3B 5B4
Ph: 506 459 8001
Fx: 506 459 5545
E-Mail: opiinc@nb.aibn.com

PROJECT:

CANADIAN HERITAGE
4th FLOOR FIT-UP
1045 MAIN STREET
MONCTON, NB

DWG. TITLE:

EXISTING WINDOW
ELEVATIONS FOR WINDOW
TREATMENT & SILLS

designed by

CMO

date

APR 30 18

client

approval

project no.

R.083347.002

drawn by

LAF

scale

AS INDICATED

date

sheet no.

SK-1

Date : April 24, 2018

[illegible]