



## RETURN BIDS TO:

## RETOURNER LES SOUMISSIONS À:

Bid Receiving - PWGSC / Réception des soumissions -  
TPSGC

11 Laurier St./11, rue Laurier  
Place du Portage, Phase III  
Core 0B2 / Noyau 0B2  
Gatineau, Québec K1A 0S5  
Bid Fax: (819) 997-9776

## Revision to a Request for Supply Arrangement - Révision à une demande pour un arrangement en matière d'approvisionnement

The referenced document is hereby revised; unless  
otherwise indicated, all other terms and conditions of  
the Solicitation remain the same.

Ce document est par la présente révisé; sauf  
indication contraire, les modalités de l'invitation  
demeurent les mêmes.

### Comments - Commentaires

### Vendor/Firm Name and Address

Raison sociale et adresse du  
fournisseur/de l'entrepreneur

### Issuing Office - Bureau de distribution

Furniture Division/Division des ameublements  
11 Laurier St. / 11, rue Laurier  
6B1, Place du Portage  
Gatineau  
Québec  
K1A 0S5

|  |   |
|--|---|
| <b>Title - Sujet</b><br>Furniture for Work Spaces  |   |
| <b>Solicitation No. - N° de l'invitation</b><br>E60PQ-140003/C   | <b>Date</b><br>2018-05-18                   |
| <b>Client Reference No. - N° de référence du client</b><br>E60PQ-140003  | <b>Amendment No. - N° modif.</b><br>005     |
| <b>File No. - N° de dossier</b><br>pq992.E60PQ-140003  | <b>CCC No./N° CCC - FMS No./N° VME</b>      |
| <b>GETS Reference No. - N° de référence de SEAG</b><br>PW-\$\$PQ-992-74154   |   |
| <b>Date of Original Request for Supply Arrangement</b> 2018-01-17<br><b>Date de demande pour un arrangement en matière d'app. originale</b>  |   |
| <b>Solicitation Closes - L'invitation prend fin</b><br><b>at - à 02:00 PM</b><br><b>on - le 2099-04-30</b>   |   |
| <b>Time Zone</b><br><b>Fuseau horaire</b><br>Eastern Daylight<br>Saving Time EDT   |   |
| <b>Address Enquiries to: - Adresser toutes questions à:</b><br>Vlahos, Helen   | <b>Buyer Id - Id de l'acheteur</b><br>pq992 |
| <b>Telephone No. - N° de téléphone</b><br>(613) 220-8951 ( )   | <b>FAX No. - N° de FAX</b><br>( ) -         |
| <b>Delivery Required - Livraison exigée</b>  |   |
| <b>Destination - of Goods, Services, and Construction:</b><br><b>Destination - des biens, services et construction:</b>  |   |
| <b>Security - Sécurité</b><br>This revision does not change the security requirements of the solicitation.<br>Cette révision ne change pas les besoins en matière de sécurité de l'invitation. |   |

Instructions: See Herein

Instructions: Voir aux présentes

|  |  |   |
|--|--|---|
| <b>Acknowledgement copy required</b><br><b>Accusé de réception requis</b>  | <b>Yes - Oui</b><br><input type="checkbox"/> | <b>No - Non</b><br><input type="checkbox"/> |
| <b>The Offeror hereby acknowledges this revision to its Offer.</b><br><b>Le proposant constate, par la présente, cette révision à son offre.</b>   |  |   |
| <b>Signature</b>   | <b>Date</b>                                  |   |
| Name and title of person authorized to sign on behalf of offeror. (type or print)<br>Nom et titre de la personne autorisée à signer au nom du proposant.<br>(taper ou écrire en caractères d'imprimerie) |  |   |
| <b>For the Minister - Pour le Ministre</b>   |  |   |

**This amendment 005 to E60PQ-140003/C is raised for the following purpose:**

- 1- product catalogue and pricing template-v-c.3-english.zip, *(available soon)*
- 2- **Publish Questions and Answers:**

**Q110-** Airflow Elements - Please define airflow elements. We supply an open element that allows access to electrical on the wall and we can do a grill (ie perforated metal) element to allow for air flow. Will either version be acceptable?

**Response:** Airflow Elements are constructed by perforated sheet metal. Either an open element of perforated element is acceptable as long as access to wall outlets are not impeded.

**Q111 a) -** Category 1b - Freestanding, Panel Mounted Worksurfaces (Rectangular and Transition) with Modesty panel. "Freestanding" and "Panel Mounted" are contradictory descriptions.

**Response:** The title of CAT 1B: "Freestanding" will be changed to "Systems Furniture" and will also be changed in the Product and Pricing Catalogue.

**Q111 b) -** Please confirm if the work surface is fully panel mounted despite it being included in the "Freestanding" section? If it is fully panel mounted, then the modesty panel would be installed in front of the panel it is mounted to, so there would be no reason to include the modesty panel. Please delete the modesty panels from the panel mounted work surfaces on the catalogue. We may be misunderstanding your request, so please provide a drawing.

**Response:**

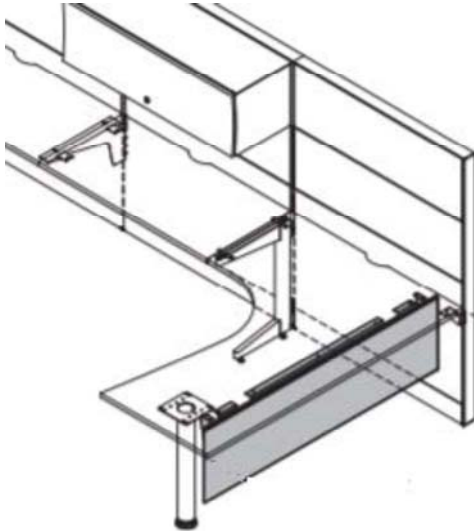
**Delete: 3.2.1.1.3** Fixed height *work surfaces* must be available with modesty panel. The modesty panel must:

- .1 The modesty panel must not prevent access to wall outlets, or interfere with *work surface* supports and power/data access.
- .2 The modesty panel must be installed parallel with the width of the *work surface*.

**Insert: 3.2.1.1.3. :** Fixed height work surfaces must be available with modesty panel **unless panel mounted or the work surfaces runs parallel to a wall.**

- .1 The modesty panel must not prevent access to wall outlets, or interfere with *work surface* supports and power/data access.
- .2 The modesty panel must be installed parallel with the width of the *work surface*.

**Q111 c)** - Or are you asking for the work surface to be semi-supported by the panel and semi-freestanding as in the image below?



**Response:** As per specification section 3.2.1.2 Fixed height *work surfaces* must be panel mounted, floor supported, or a combination of panel mounted and floor supported. Floor supported is non-panel dependent.

**Q111 d)** - Is the Panel Mounted work surface defined as a “hang-on” component as described on pg. 43, 1.6.15 Definitions?

**Response:** Yes, Panel mounted work surfaces are to be a hang-on component as per the definition of a hang-on component:

Definition: Hang-on component: A product intended to be fully supported by a panel system.

**Q112-** Category 1b Catalogue - a Modesty panel is requested on a Transaction counter. Modesty panel is not required since this is a surface mounted to the top of a panel and the panel itself would function as a modesty. Please delete modesty panels from the Transaction counters on the catalogue.

**Response:** Modesty Panels are not required on a Transaction Counter.

The technical specs supersede the individual line items in the Product and Pricing catalogue  
([product\\_catalogue\\_and\\_pricing\\_template-v-c.3-english.zip](#) available soon)

**Q113-** Category 1b Catalogue - Pg.51 - 2.2.23.2 - Grommet on Transaction counter. Grommets are not typically requested on a transaction counter. (A) Please confirm this is required; (b) if required, do you want the grommet to be fed into the top of the panel frame or beside the panel frame? This information is required so that the grommet can be factory drilled to line up with the panel frame cutouts.

**Response:**

**Delete 2.2.23.2.** *When wire management openings pass through a work surface, a meeting table surface, a support or a modesty panel the openings must be provided with a grommet. Reusable covers must be provided for each grommet to conceal the openings when not in use.*

**Insert 2.2.23.2.** *When wire management openings pass through a work surface **(with the exception of a transaction surface)**, a meeting table surface, a support or a modesty panel the openings must be provided with a grommet. Reusable covers must be provided for each grommet to conceal the openings when not in use.*

**Q114-** Category 1b Catalogue - Pg.57 #.4.1; Pg. 58 #.4.2; Pg.51 #.23.4 - Grommet on Panel mounted work surfaces. Please confirm that a scallop on the edge of the surface parallel to the panel, and a gap between the panel and the work surface is acceptable as an equivalent.

**Response:** A finished scallop shaped gap between the work surface and the panel is acceptable. The gap must be a minimum dimension of 25mm (1").

**Q115-** Category 1b Catalogue - Please provide further description of "Half Height Gable". Do you mean a worksurface supporting gable that is only half the depth of the work surface; or a gable (ie support) connecting the underside of the work surface and the top of a credenza perpendicular to the surface. A drawing would be helpful to clarify.

**Response:** This term is referring to a work surface support.

**Delete 1.6.6.5.** *Half height bases are used to support a work surface on a low storage unit such as a pedestal or credenza. The half-height base must of a height to span from the top of the storage unit to the underside of the work surface.*

**Insert 1.6.6.5.** *Work surface supports are used to support a work surface on a low storage unit such as a pedestal or credenza. The work surface support must be of a height to span from the top of the storage unit to the underside of the work surface.*

**Delete 3.5.1.5. Support/Bases**

*.1 Must be available with two full height or two half height end gables, or a combination one each both.*

*.2 Partial height end gables or legs must be capable of attaching to a low storage unit/credenza.*

**Insert 3.5.1.5. Support/Bases**

*.1 Must be available with two full height or two work surface supports, or a combination one each both.*

*.2 Work surface supports must be capable of attaching to a low storage unit/credenza.*

**Delete 3.2.1.5.1.** *Work surfaces must be panel mounted or supported by C-legs, post legs, half height gable, or full height gable.*

*.1 Partial-height end gables or legs must be capable of attaching to a credenza.*

**Insert 3.2.1.5.1.** *Work surfaces must be panel mounted or supported by C-legs, post legs, work surface supports, or full height gable.*

*.1 Work surface supports must be capable of attaching to a credenza.*

**Q116-** Definitions, section 1.6.16.2 page 43. and Part 3 section 3.3.1.2.4 page 66 Sit-Stand Range of 30"-49" high is a range that has not been used in any previous Standing Offers (National or Regional) or Supply Arrangements and is not an industry standard. This range is very high as the Sit starting point. The 30 inch height only accommodates the 95th percentile male seated elbow height and no women at all. This spec seems to be written for a height adjustable add-on device that is placed on a fixed height table. The range for a sit stand table should include a range of 26 to 48 inches. Please advise.

**Response:**

**Delete: 3.3.1.2.3.** *The height adjustability range of the seated height adjustable work surfaces must be capable adjusting between 559mm (22 in) to 813 (32 in).*

**Insert: 3.3.1.2.3.** *The height adjustability of the height adjustable work surfaces must be capable of adjusting from a minimum height of 584mm (23 in) -25mm (- 1 in) to 1237mm (48.7 in) + 50mm (+2 in) from the floor to the top of the work surface.*

**Q117-** Re sit only Height adjustable table (HAT) with crank electric and counterbalance options. Crank adjustment is typically the appropriate option for seated height adjustment given the cost of the electric and counterbalance products vs crank and sit only HAT are for occasional adjustment particularly to accommodate a user's seated working height. Please consider removing the electric and counterbalance for this option.

**Response:** The electric and counterbalance will remain as options within the spec.

**Q118-** Category 2 - Crank Sit/Stand range of 30" to 49"high; can be more difficult to adjust larger surfaces >24"d x >54"w, the time to adjust via crank is not appropriate for a sit-stand application and is not barrier free. Please delete crank mechanisms from the sit-stand option.

**Response:** Crank mechanisms to remain as specified.

**Q119-** Pg 44 #1.6.24 - please confirm you want all 4 casters on pedestals to swivel to prevent damage to flooring from dragging and it make it easier to move.

**Response:** Yes, castors that swivel are preferred.

**Q120-** Pg 44 #1.6.25 - please confirm that the pedestals should be fully enclosed on all sides and the top, so that a removable cushion would not leave the top drawer of the pedestal open and accessible.

**Response:** Yes, the pedestals need to be fully enclosed on all sides including the top.

**Q121-** Pg.51 #2.2.9.3.2 - You have indicated a 1" edge. Please confirm you mean 1"high edge and not 1" thick edge trim, as this would be a very thick edge trim and unnecessary.

**Response:** Yes, 1" high edge trim is required.

**Q122-** Pg.52 #2.2.11 - You have requested that the cushion be upholstered on all sides AND that it not slide. However, to make the cushion not slide, it would be necessary to add rubber feet or another type of non-slip material to the underside of the cushion which would eliminate the ability for the cushion to be used on either side and make upholstery on the underside an extra, unnecessary expense. Instead, we propose that the underside of the cushion be covered with a finishing fabric similar to the underside of sofa cushions and not necessarily the same material as the upholstery. This will still provide a cushion finished on all side, but allow for the non-slip elements to be added. Please confirm this is acceptable.

**Response:** When a cushion seat is required it must be upholstered on all *exposed* sides. Underside of cushion finished in non-slip material is acceptable.

**Q123-** Pg.52 - 2.2.15 - Glazed components must be available in acrylic/acrylic glass. Please define "Acrylic/Glass". Do you mean "Acrylic or Glass"? Can we offer either Glass or Acrylic for these products?

**Response:** Yes Safety Glass (excluding wired glass) **and** Acrylic are acceptable.

**Delete** 2.2.15. *Glazed components must be available acrylic/acrylic glass and must be available in clear, translucent, frosted, or tinted.*

**Insert** 2.2.15. *Glazed components must be available acrylic or safety glass (excluding wired glass) and must be available in clear or frosted.*

**Delete** 3.2.2.3.2. *Privacy screen must be provided in fabric or acrylic/acrylic glass. Acrylic/acrylic glass must be provided in a clear, frosted, or tinted finish.*

**Insert** 3.2.2.3.2. *Privacy screen must be provided in fabric, acrylic or safety glass (excluding wired glass). Acrylic and safety glass must be provided in a clear or frosted finish.*

**Delete** 3.2.10.3.3. *Panel mounted privacy screen must be provided in fabric or acrylic/acrylic glass. Acrylic/acrylic glass must be provided in a clear, frosted, or tinted finish.*

**Delete** 3.2.10.3.3. *Panel mounted privacy screen must be provided in fabric, acrylic or safety glass (excluding wire glass). Acrylic and safety glass must be provided in a clear or frosted finish.*

**Delete** 3.3.2.3.2. *Privacy screen must be provided in fabric or acrylic/acrylic glass. Acrylic/acrylic glass must be provided in a clear, frosted, or tinted finish.*

**Insert** 3.3.2.3.2. *Privacy screen must be provided in fabric, acrylic or safety glass (excluding wired glass). Acrylic and safety glass must be provided in a clear or frosted finish.*

**Q124-** Pg.52 - 2.2.15 - Tinted - Please delete this option. Tinted impacts LEED standards results as it limits light levels in the work space. Tinted is also a very broad definition as it could imply various colours of tinting (brown, green, etc) and various densities of tinting (lighter to darker), which have not been defined in this specification. Further, we have not had a request for Tinted glass in a very long time. Frosted glass serves the same purpose without the negative implications on light levels within the work space.

**Response:** The Tinted option will be eliminated.

**Delete 2.2.15.** *Glazed components must be available acrylic/acrylic glass and must be available in clear, translucent, frosted, or tinted.*

**Insert 2.2.15.** *Glazed components must be available acrylic or safety glass (excluding wired glass) and must be available in clear or frosted.*

**Delete 3.2.2.3.2.** *Privacy screen must be provided in fabric or acrylic/acrylic glass. Acrylic/acrylic glass must be provided in a clear, frosted, or tinted finish.*

**Insert 3.2.2.3.2.** *Privacy screen must be provided in fabric, acrylic or safety glass (excluding wired glass). Acrylic and safety glass must be provided in a clear or frosted finish.*

**Delete 3.2.10.3.3.** *Panel mounted privacy screen must be provided in fabric or acrylic/acrylic glass. Acrylic/acrylic glass must be provided in a clear, frosted, or tinted finish.*

**Delete 3.2.10.3.3.** *Panel mounted privacy screen must be provided in fabric, acrylic or safety glass (excluding wire glass). Acrylic and safety glass must be provided in a clear or frosted finish.*

**Delete 3.3.2.3.2.** *Privacy screen must be provided in fabric or acrylic/acrylic glass. Acrylic/acrylic glass must be provided in a clear, frosted, or tinted finish.*

**Insert 3.3.2.3.2.** *Privacy screen must be provided in fabric, acrylic or safety glass (excluding wired glass). Acrylic and safety glass must be provided in a clear or frosted finish.*

**Q125-** Pg.52 #2.2.25 - Please confirm if you have a minimum number of locks required.

**Response:** Quantity of locks required for metal filing is dependent upon the unit meeting the locking and keying requirements. There is no minimum or maximum of locks prescribed by the specifications, each unit requires as many locks as required to lock all drawers and doors of the unit.

**Q126-** Category 1b - Pedestals Box/File - Worksurface Supporting. If the pedestal is only a box/file, the surface would need to be only 20" (+/-) high. Please delete Worksurface supporting option for Box/File pedestals.

**Response:** Pedestals with a box/file configuration are considered mobile and not considered work surface supporting.

**Insert 3.2.6.1.7** *Box//file to be freestanding or mobile.*

**Insert 3.4.2.1.7** *Box//file to be freestanding.*

**Insert 3.5.3.1.7** *Box//file to be freestanding.*

**Delete 3.2.6.2.3.** *Height must fit under the work surface, with the exception of a box/box/file and file/file with casters and cushion.*

**Insert 3.2.6.2.3.** *Height must fit under the work surface.*

**Q127-** Category 1b - Pedestals File/File and Box/Box/File - Mobile with Cushion Seat - If the pedestal includes F/F or B/B/F, then the pedestal would be sitting at 27" to 30" high (+/-) which could be as high as a work surface and may be too high for a seating surface. We have not seen any requests for Mobile Pedestals with Cushions in these configurations. Please delete these options from the catalogue.

**Response:**

**Delete 3.2.6.1.1.** Pedestals must be freestanding, or work surface supporting, mobile, or mobile with cushion.

**Insert 3.2.6.1.1.** Pedestals must be freestanding, work surface supporting, or mobile. Mobile with a cushion top applies to Box/File only.

**Q128-** Please confirm that this SA is for new product and that remanufactured or refurbished product cannot be supplied for any SA order.

**Response:** *All products on the Supply Arrangement (SA) must be new.*

**Q-129- Storage Cabinets and Wardrobes**

.1 Description:

.2 Storage cabinets must be provided with a minimum of three adjustable shelves for every 305 mm (12 in.) in height. Pin holes to support adjustable shelves must run from top to bottom of the unit on each side,  $\pm$  350 mm (12 in.) from top and bottom.

*Three shelves for every 12" in height seem excessive. Please clarify this requirement.*

**Response:**

**Delete 3.4.4.1.2** *Storage cabinets must be provided with a minimum of three adjustable shelves for every 305 mm (12 in.) in height. Pin holes to support adjustable shelves must run from top to bottom of the unit on each side,  $\pm$  350 mm (12 in.) from top and bottom.*

**Insert 3.4.4.1.2.** *Storage cabinets must be provided with a minimum of **one** adjustable shelf provided for every 305mm (12") in height. Pin holes to support adjustable shelves must run from top to bottom of the unit on each side,  $\pm$  350 mm (12 in.) from top and bottom.*

**Q130- 4 Personal Storage Tower**

.1 Description:

.1 The personal storage towers must have two (2) file drawers, a wardrobe section with a door, and a storage compartment with or without a door.

*For the compartment without a door, is a side-access storage acceptable as shown on this image?*



**Response:**

Yes- This would be acceptable



### **Q131- 8 Collaborative Lounge Height Meeting Tables**

.4 Power and Data

.1 Tables must be provided with *concealed* cable management and allow for power and data connectivity.

*What does concealed cable management involve? Are wire baskets acceptable?*

**Response:**

Wire Management must be *concealed*- thus not visible. A wire basket would not be acceptable.

**Q132- .33 Pedestal:** A self-contained unit that is deeper than wide, less than 787 mm (31 in.) in height (before the addition of casters and cushion), and having extendible elements. The extendible elements are typically used for multi-functional general storage or filing. It may be freestanding, *work surface supporting*, or mobile. Pedestal tops must be configured to accommodate seating, *work surface supporting* or as an extension to a *work surface*.  
*Please clarify what is meant by a freestanding pedestal. Is this similar to a “worksurface supporting” pedestal but one with it’s own laminate top that matches the perimeter of the case? And if so, does this top have to be the same thickness as the panel-hung worksurfaces? (ie: is that what is meant as an “extension to a worksurface”)?*

**Response:**

The Product and Pricing Catalogue will be changed to remove the word ‘Work surface supporting’.  
See Answer to Q. 126

**Insert 3.2.6.1.7** Box//file to be freestanding or mobile

**Insert 3.4.2.1.7** Box//file to be freestanding.

**Insert 3.5.3.1.7** Box//file to be freestanding.

**Delete 3.2.6.2.3.** Height must fit under the work surface, with the exception of a box/box/file and file/file with casters and cushion.

**Insert 3.2.6.2.3.** Height must fit under the work surface.

### **Q133- RFSA Excel Spreadsheets:**

*We haven’t yet seen any revised Excel spreadsheets (Version 3). Can you update us on when they will be issued? Will there be an extension on the submission beyond the current June 4 date as a result of the delay?*

**Response:** [The product\\_catalogue\\_and\\_pricing\\_template-v-c.3-english.zip](#) will be available soon, an extension may be considered.

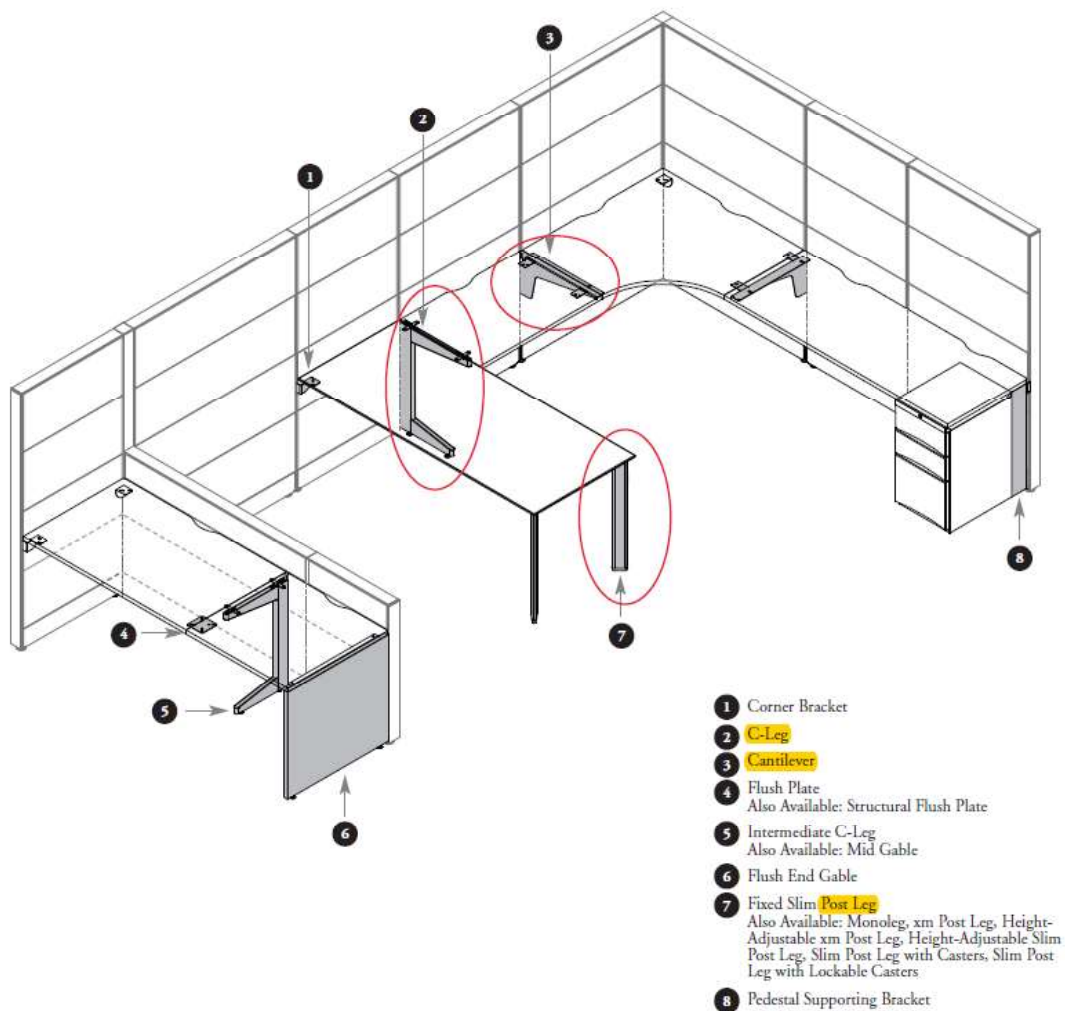
**Q134-** Can you add a section in Category 1b to include a separate line for single post legs, single Cantilevers, single freestanding C-Legs, single panel mounted C-legs and other surface support hardware that can be used in reconfigurations or in semi panel-supported layouts? There are several scenarios and layouts that we’ve seen in contemporary planning styles that are not covered by the work surfaces listed on Category 1b.

**Response:** When various styles of leg supports are required, the floor plans and the **Additional Products and Details** section in RFB of the solicitation should capture the requirement for the purchaser. Semi supported work surfaces would be found on a detailed floor plan at Annex “C” of the RFB posted on Buy and Sell.

Solicitation No. - N° de l'invitation  
E60PQ-140003/C  
Client Ref. No. - N° de réf. du client  
E60PQ-140003

Amd. No. - N° de la modif.  
005  
File No. - N° du dossier  
pq992.E60PQ-140003

Buyer ID - Id de l'acheteur  
pq992  
CCC No./N° CCC - FMS No./N° VME



**Q135- 3.2.4.3.1 - Credenza –** Painted Metal credenza is an unusual request. We've never been asked for this solution from the federal government. Will 2 standard metal storage pieces ganged together be acceptable. Also, you don't have metal work surfaces, so do you require a laminate top for the metal credenza so they match the worksurfaces within the station? If yes, please add this option to Category 1b - Filing & Storage.

**Response:** Yes, ganged metal storage would be acceptable as long as it could easily be separated without damage to the product for ease of reconfigurations.

**Delete 3.2.4.3.1.** Must be available in painted metal or high pressure laminate.

**Insert 3.2.4.3.1.** Must be available in painted metal complete with a high pressure laminate top or high pressure laminate.

**Q136-** 3.2.5.5.2 – OH storage must be capable of mounted on a panel, on a wall, and in an upmount location to the panel. That is contradictory to the Category 1b Catalogue. Lines 941-1260 and 2221-2460 should have the options that match the description (a) Panel mounted; (b) Wall Mounted (c) Upmounted – to make it easier for the IU to pick the right one, and provides the correct mounting hardware with the unit. Please revise Cat. 1b.

**Response:** The Product and Pricing Catalogue will be revised to reflect the a) Panel mounted; (b) Wall Mounted (c) Upmounted.

The technical specs supersede the individual line items in the Product and Pricing catalogue  
([product\\_catalogue\\_and\\_pricing\\_template-v-c.3-english.zip](#) available soon)

**Q137-** 3.2.5.5.2 - Please confirm if the total overall height of the overhead is not to exceed seated privacy height, when mounted on a panel.

**Response:** Correct, *Seated privacy height* must be within the range of 1270mm (50 in.) to 1372mm (54 in.) inclusive.

**Q138-** 3.2.5.5.3 – If an overhead is panel mounted, it should not exceed the width of the largest panel. Please delete overhead units larger than 60" wide on Category 1b on the Panel Mounted or Upmount options.

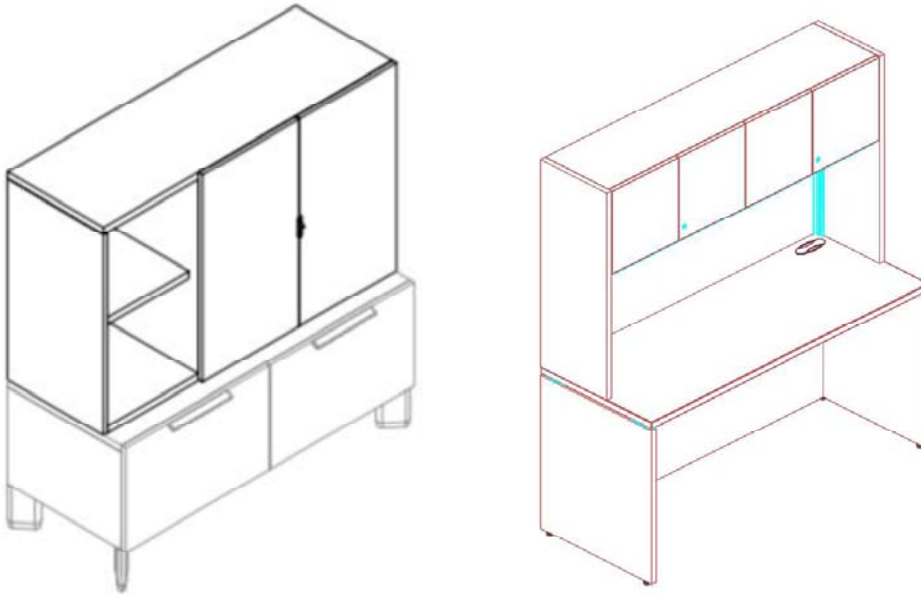
**Response:** Correct- 60" Wide is the largest **panel mounted** storage option, but the dimension listed can also apply to Hutches.

**Q139-** 3.2.5.5.1 – Hutches must be... affixed to a desk or a low credenza unit. The description in the specification and in the Category 1b Catalogue does not distinguish between a Hutch on a low credenza (stack-on) or a Hutch with gables that would have a space to install a light (installed on a desk). See images below. Please revise the Category 1 catalogue to delete "fixed" and "desk mounted" and replace with (a) Desk mounted with Gables; (b) Credenza mount with gables (c) Credenza mounted without gables (on lines 621-940 & 1261-2220). Definitions 1.6.18 pg 44 does not clearly distinguish between fixed vs desk mount.

Solicitation No. - N° de l'invitation  
E60PQ-140003/C  
Client Ref. No. - N° de réf. du client  
E60PQ-140003

Amd. No. - N° de la modif.  
005  
File No. - N° du dossier  
pq992.E60PQ-140003

Buyer ID - Id de l'acheteur  
pq992  
CCC No./N° CCC - FMS No./N° VME



**Response:** A Hutch must be: (a) Desk mounted with Gables; (b) Credenza mounted with gables or (c) Credenza mounted without gables to be added to catalogue, replacing “Fixed” and “Desk Mounted”.

**Delete** 1.6.18 A hutch: Is secured to the top of a credenza unit and provides storage and seated privacy to the end user.

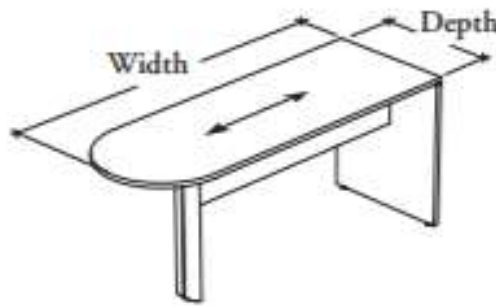
**Insert** 1.6.18 A hutch: Is secured to the top of a credenza unit, a desk or provides storage and seated privacy to the end user.

The technical specs supersede the individual line items in the Product and Pricing catalogue  
([product\\_catalogue\\_and\\_pricing\\_template-v-c.3-english.zip](#) available soon)

**Q140-** 3.2.5.2.1 - Allowing maximum hutch to 66”. Is this only for a private office application or also in open plan environments? Can you please indicate this in the Catalogue?

**Response:** Hutches that are 66” High are meant for enclosed offices.

**Q141-** generally has a gable on one side and some other support on the other (see picture). Category 1b Lines 349-438, includes Panel Mounted, C-Legs, Post-Legs, 1 Half Height Gable plus 1 full Gable and 2 Full Gables. This excludes the most common option (see picture below). Please add an option for 1 full gable and Post Leg.



**Response:** When various styles of leg supports are required, the floor plans and the **Additional Products and Details** section in RFB of the solicitation should capture the requirement for the purchaser.

The technical specs supersede the individual line items in the Product and Pricing catalogue  
([product\\_catalogue\\_and\\_pricing\\_template-v-c.3-english.zip available soon](#))

**Q142-** Cat.1b - Lines 632 - 4 Post Legs on a 30" square meeting table doesn't leave much legroom; We suggest you remove the option for 4 post legs and replace with an option for a Pedestal or Star/X-Base.

**Response:**

**Delete** 3.2.3.5.2. *Square tables must be provided with a four-post legs, or central pedestal base.*

**Insert** 3.2.3.5.2. *Square tables must be provided with a four-post legs or central pedestal base. Tables that are 762mm x 762mm (30" x 30") must have central pedestal base.*

.

**Delete** 3.5.2.5.2. *Square tables must be provided with a four-post legs, or central pedestal base.*

**Insert** 3.5.2.5.2. *Square tables must be provided with a four-post legs or central pedestal base. Tables that are 762mm x 762mm (30" x 30") must have central pedestal base.*

**Delete** 3.7.1.1.5.2. *Square tables must be provided with a four-post legs, or central pedestal base.*

**Insert** 3.7.1.1.5.2. *Square tables must be provided with a four-post legs or central pedestal base. Tables that are 762mm x 762mm (30" x 30") must have central pedestal base.*

The technical specs supersede the individual line items in the Product and Pricing catalogue:  
([product\\_catalogue\\_and\\_pricing\\_template-v-c.3-english.zip available soon](#))

**Q143-** 3.1.5.1.2 says, "A closed hutch and overhead storage unit must be provided with doors that hinge vertically, by pass sliding doors, or flip top doors which recede into the top of the storage unit." but Category 1b Hutches and Overheads lines 2221-3180, have options for (a) Sliding; (b) Flip top; or (c) By Pass. Should the options in the Catalogue not be (a) Sliding By Pass; (b) Flip Top; or (c) Hinged? Please confirm and revise Catalogue 1b accordingly.

**Response:**

**Delete: 3.2.5.1.2.** *A closed hutch and overhead storage unit must be provided with doors that hinge vertically, by pass sliding doors, or flip top doors which recede into the top of the storage unit.*

**Insert 3.2.5.1.2.** *A closed hutch and overhead storage unit must be provided with doors that are by pass sliding, flip top or a single sliding door.*

The technical specs supersede the individual line items in the Product and Pricing catalogue  
([product\\_catalogue\\_and\\_pricing\\_template-v-c.3-english.zip](#) available soon)

**Q144-** 1.6.16.1 - Seated Height Range of 22" to 32" - We can see how this range is appropriate for a barrier free situation, ie. user height adjustment when accommodating wheel chairs. However, if you are trying to accommodate Duty to Accommodate situations in the standard, you'll be limiting. DTA should be specific for each individual and could include custom pieces. Typical seated range is 24 to 32. A low of 22" does not necessarily fit the lowest percentile given these are typically measured by overall height and not knee to heel length nor does it accommodate people who wear shoes with heels. Please adjust range to 24 to 32.

**Response:**

**Delete 1.6.16. .1 & .2**

*Seated: The height of the work surface is adjustable to suit an individual's ergonomic needs. Must be capable adjusting between of 559 mm (22 in.) to 813 (32 in.).*

*Sit-stand: The height of the work surface is adjusted to accommodate a seated working position, and a standing working position. Must be capable of adjusting between 762 mm (30 in.) to 1245 mm (49 in.).*

**Insert 1.6.16.1** *The height adjustability of the height adjustable work surfaces must be capable of adjusting from a minimum height of 584mm (23 in) -25mm (- 1 in) to 1237mm (48.7 in) + 50mm (+2 in) from the floor to the top of the work surface.*

**Q145-** Counterbalance Seated Height Range of 22 to 32 would be awkward to adjust in a seated position and not in all applications, be barrier free. We recommend you delete the counterbalance option for Seated Height Range.

**Response:** We will keep the counterbalance option as per specification.

**Q146-** 3.2.4.2.2.1 & 3.5.6.1.2 Full height credenzas - Please increase the allowed height range for full height credenzas to allow for floor levelling variances and to fit under worksurfaces. Our full height credenzas are 28"h, will this be acceptable?

**Response:** Yes, will we accept 28" high credenzas so they can fit under a work surface.

**Delete:** The height of the *credenza* units must be 737 mm to 762 mm (29 in. to 30 in) in height.

**Insert:** The height of the *credenza* units must be **711 mm** to 762 mm (**28 in.** to 30 in) in height.

**Q147-** Keyless locks are typically used on items such as metal lockers and items found in public areas/free address environments. To include keyless locks on all items including those found within workstation and private offices will dramatically inflate costs and reduce choice/competition (clients will select this when not necessary). In some shared work environments, no locks would be more appropriate. Please limit the keyless lock requirements to items such as lockers and secure files.

**Response:** Units to be lockable, either with the use of a key **or** keyless as per specification.

The following Storage units to be cylinder lock only:

- Wardrobes
- Pedestals
- Hutches and Overheads

The following Storage Products to be lockable with the option of Keyed or Keyless

- Credenzas
- Personal Storage Towers
- Lockers
- 2 Drawer Lateral File

**Q148-** A number of questions remain outstanding which prevents us from completing the Catalogues. Once the answers have been posted, can you also allow for an extension to the submission date to allow sufficient time to complete?

**Response:** [The product\\_catalogue\\_and\\_pricing\\_template-v-c.3-english.zip](#) will be available soon, an extension may be considered.

All other terms and conditions remain unchanged