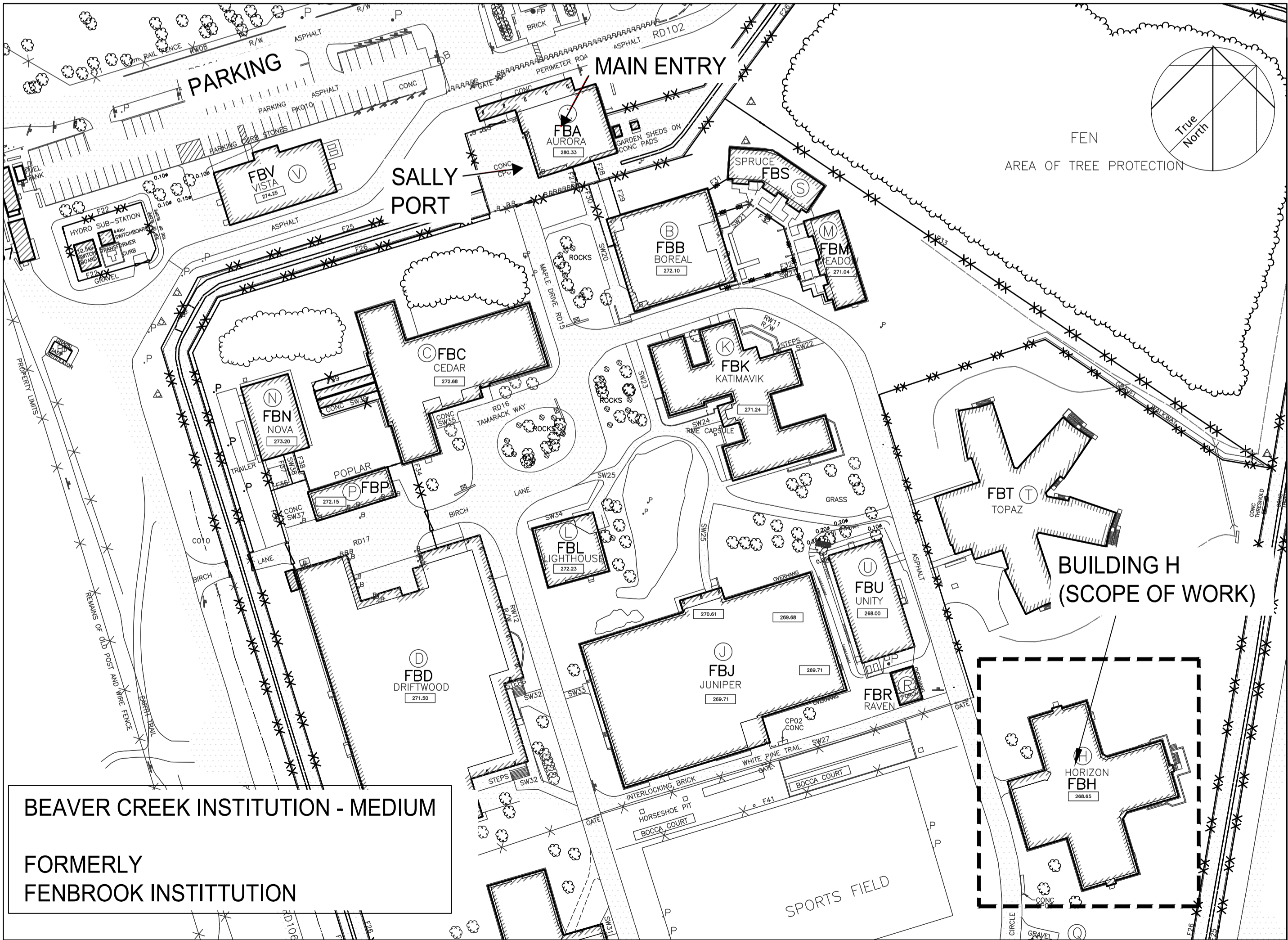


# BUILDING H: KITCHENS AND WASHROOMS RENOVATIONS

## CORRECTIONAL SERVICE CANADA BEAVER CREEK INSTITUTION - MEDIUM

2000 BEAVER CREEK DRIVE  
GRAVENHURST, ONTARIO

DATE: APRIL 2ND, 2018



### DRAWING LIST

#### ARCHITECTURAL

- A0.00 COVER PAGE
- A0.00A GENERAL NOTES, LEGEND, AND SCHEDULE
- A0.01 OVERALL PLANS
- A1.00 DEMOLITION PLAN TYPICAL RANGE A,B,E,F,G,H,J,K, L,M
- A1.00A DEMOLITION PLAN TYPICAL BARRIER-FREE RANGE C & D
- A1.01 DEMOLITION PLAN KITCHEN & WASHROOM, TYPICAL RANGE A,B,E,F,G,H,J,K, L,M
- A1.02 DEMOLITION PLAN KITCHEN & WASHROOM, TYPICAL BARRIER-FREE RANGE C & D
- A1.03 DEMOLITION CEILING PLAN TYPICAL GROUND FLOOR RANGE A, B, E, F
- A1.03A DEMOLITION CEILING PLAN TYPICAL GROUND FLOOR BARRIER-FREE RANGE C&D
- A1.04 DEMOLITION CEILING PLAN TYPICAL SECOND FLOOR
- A2.01 NEW WORK ENLARGED PLAN TYPICAL RANGE A,B,E,F,G,H,J,K, L,M
- A2.02 NEW WORK ENLARGED PLAN TYPICAL BARRIER-FREE RANGE C AND D
- A3.01 REFLECTED CEILING PLAN GROUND FLOOR TYPICAL RANGE A,B,E,F
- A3.01A REFLECTED CEILING PLAN GROUND FLOOR TYPICAL BARRIER-FREE RANGE C AND D
- A3.02 REFLECTED CEILING PLAN SECOND FLOOR AND SECTION
- A4.01 WASHROOM ELEVATIONS
- A4.02 MILLWORK ELEVATIONS
- A4.03 MILLWORK AND DETAILS
- A8.01 FINISHES TYPICAL RANGE A,B,E,F,G,H,J,K,L,M
- A8.02 FINISHES TYPICAL RANGE C & D

#### MECHANICAL

- M0.01 MECHANICAL DRAWING LIST, LEGEND AND SCHEDULES
- M1.01 PLUMBING AND DRAINAGE DEMOLITION PLAN FIRST FLOOR RANGE A,B,E,F
- M1.02 HVAC AND FIRE PROTECTION DEMOLITION PLAN FIRST FLOOR RANGE A,B,E,F
- M1.03 PLUMBING AND DRAINAGE DEMOLITION PLAN FIRST FLOOR BARRIER-FREE RANGE C & D
- M1.04 HVAC AND FIRE PROTECTION DEMOLITION PLAN FIRST FLOOR BARRIER-FREE RANGE C & D
- M1.05 PLUMBING AND DRAINAGE DEMOLITION PLAN SECOND FLOOR TYPICAL RANGE G,H,J,K,L,M
- M1.06 HVAC AND FIRE PROTECTION DEMOLITION PLAN SECOND FLOOR TYPICAL RANGE G,H,J,K,L,M
- M2.01 PLUMBING AND DRAINAGE PLAN FIRST FLOOR RANGE A,B,E,F
- M2.02 PLUMBING AND DRAINAGE PLAN FIRST FLOOR BARRIER-FREE RANGE C & D
- M2.03 PLUMBING AND DRAINAGE PLAN SECOND FLOOR TYPICAL RANGE G,H,J,K,L,M
- M2.04 HVAC & FIRE PROTECTION PLAN FIRST FLOOR TYPICAL RANGE A,B,E,F
- M2.05 HVAC & FIRE PROTECTION PLAN FIRST FLOOR BARRIER-FREE RANGE C & D
- M2.06 HVAC & FIRE PROTECTION PLAN SECOND FLOOR TYPICAL RANGE G,H,J,K,L,M

#### ELECTRICAL

- E0.01 ELECTRICAL LEGENDS
- E2.01 POWER AND LIGHTING PLAN TYPICAL RANGE A,B,E,F,G,H,J,K,L,M
- E2.02 POWER AND LIGHTING PLAN BARRIER-FREE RANGE C, D

**DIALOG**™



05		
04		
03		
02		
01	ISSUED FOR BID	2018-04-02
revision		date

Do not scale drawings.  
Verify all dimensions and conditions on site and  
immediately notify the Department Representative of all  
discrepancies.

A	Detail No.
B	No. du détail
C	drawing no. - where detail required dessin no. - où détail exigé
C	drawing no. - where detailed dessin no. - où détaillé

project title  
titre du projet  
GRAVENHURST, ONTARIO  
CORRECTIONAL SERVICE CANADA  
BEAVER CREEK INSTITUTION - MEDIUM  
2000 BEAVER CREEK DRIVE

BLD'G H: KITCHENS AND  
WASHROOMS RENOVATIONS

drawing title  
titre du dessin

COVER PAGE

drawn by  
dessiné par JSB

designed by  
conc par BW

approved by  
approuvé par RN

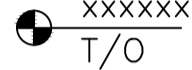
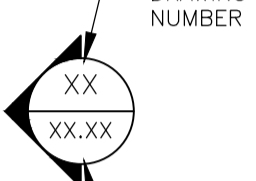

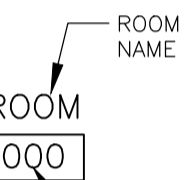
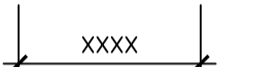
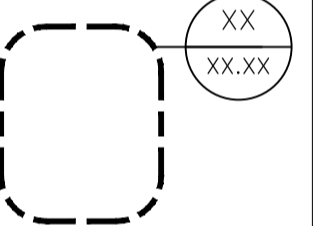
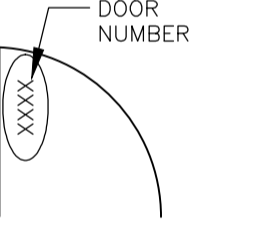
bid  
soumission JA

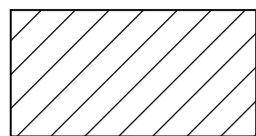
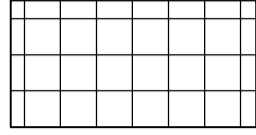










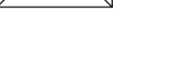





project manager  
administrateur de projets

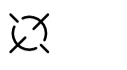
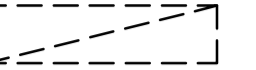
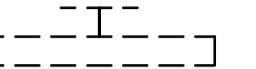
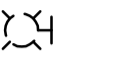

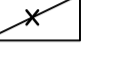


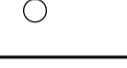




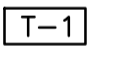
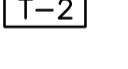
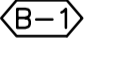
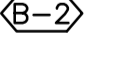
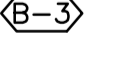
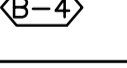


project date  
date du projet 2018-04-02






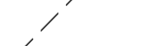
project no.  
no. du projet R.073615.001



drawing no.  
dessiné no. A0.00

ABBREVIATIONS	
CG : CORNER GUARD 50x50mm FD : FLOOR DRAIN (REFER TO MECH) GB : GRAB BAR (GB1 : 1000mm long) (GB2 : 600mm long)	
PT : PAPER TOWEL HOLDER SS : STAINLESS STEEL SHOWER SH : SHOWER HEAD SD : SOAP DISPENSER SM : SECURITY MIRROR TP : TOILET PAPER HOLDER	
SYMBOLS LEGEND	
	FINISH ELEVATION
	SECTION/ELEVATION
	GRID NUMBER AND GRID LINE
	ROOM NAME AND NUMBER
	DIMENSION LINE (MILLIMETERS, UNLESS OTHERWISE NOTED)
	DETAIL TAG AND CALL OUT
	DOOR AND NUMBER

FLOOR FINISH SCHEDULE	
	NEW RESILIENT SHEET FLOORING ON 12mm PLYWOOD UNDERLAYMENT ON EXISTING CONCRETE SLAB
	FLOORING COLOURS TO BE SELECTED BY DEPARTMENTAL REPRESENTATIVE
	NEW 100x100mm FLOOR TILE
	COLOUR TO BE SELECTED BY DEPARTMENTAL REPRESENTATIVE
	NEW TRANSITION STRIP
NOTE: CONTRACTORS SHALL SUBMIT WIDE RANGE OF SAMPLES FOR SELECTION BY THE DEPARTMENTAL REPRESENTATIVE.	
CEILING SCHEDULE	
	EXISTING CEILING TO REMAIN
	CLEAN, DRY AND PREPARE CEILING TO ACCEPT NEW PAINT
	EXISTING CEILING CONDITIONS: LEVEL 1: GWB CEILING LEVEL 2: HOLLOW CORE CONCRETE FINISH
	NEW MOISTURE RESISTANT GYPSUM CEILING
	CEILING HEIGHT
CEILING FINISH SCHEDULE	
	PAINT CEILING. COLOUR TO BE SELECTED BY DEPARTMENTAL REPRESENTATIVE
RCP LEGEND	
	SURFACE MOUNTED LIGHT REFER TO ELECTRICAL FOR DETAILS
	1200x600mm LIGHT REFER TO ELECTRICAL FOR DETAILS
	RECTANGULAR LIGHTING ABOVE LAVATORY REFER TO ELECTRICAL FOR DETAILS
	WALL SCONES REFER TO ELECTRICAL FOR DETAILS
	SPRINKLER REFER TO MECHANICAL FOR DETAILS
	EXHAUST GRILL REFER TO MECHANICAL FOR DETAILS
	RETURN GRILL REFER TO MECHANICAL FOR DETAILS
	CEILING GRILL REFER TO MECHANICAL FOR DETAILS
	SWITCH REFER TO ELECTRICAL FOR DETAILS
	DUPLEX RECEPTACLE REFER TO ELECTRICAL FOR DETAILS
	GFI RECEPTACLE REFER TO ELECTRICAL FOR DETAILS

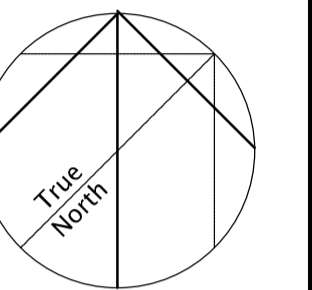
DEMO RCP LEGEND	
	SURFACE MOUNTED LIGHT REFER TO ELECTRICAL FOR DETAILS
	1200x600mm LIGHT REFER TO ELECTRICAL FOR DETAILS
	RECTANGULAR LIGHTING ABOVE LAVATORY REFER TO ELECTRICAL FOR DETAILS
	WALL SCONES REFER TO ELECTRICAL FOR DETAILS
	EXHAUST GRILLS REFER TO MECHANICAL FOR DETAILS
	RETURN GRILL REFER TO MECHANICAL FOR DETAILS
	CEILING GRILL REFER TO MECHANICAL FOR DETAILS
	RANGE HOOD SPRINKLER REFER TO MECHANICAL FOR DETAILS
	SPRINKLER REFER TO MECHANICAL FOR DETAILS
WALL PARTITION SCHEDULE	
	16mm MOISTURE RESISTANT GYPSUM WALL BOARD 92mm MIN. 0.8mm THICK METAL STUDS Ø MAX 400mm O.C. 89mm MINERAL FIBRE ACOUSTIC SOUND BATT INSULATION (MOULD/MOISTURE RESISTANT) 16mm MOISTURE RESISTANT GYPSUM WALL BOARD
	16mm MOISTURE RESISTANT GYPSUM WALL BOARD 92mm MIN. 0.8mm THICK METAL STUDS Ø MAX 400mm O.C. 92mm MIN. 0.8mm THICK METAL STUDS Ø MAX 400mm O.C. 89mm MINERAL FIBRE ACOUSTIC SOUND BATT INSULATION (MOULD/MOISTURE RESISTANT) 16mm MOISTURE RESISTANT GYPSUM WALL BOARD
STUD ASSEMBLY TO SPAN TO U/S OF DECK OR STRUCTURE UNLESS OTHERWISE NOTED	
GENERAL NOTE: NEW WALL THICKNESS TO MATCH THROAT OPENING OF EXISTING DOOR FRAME	
FURR OUT SCHEDULE	
	16mm MOISTURE RESISTANT GYPSUM WALL BOARD 92mm MIN. 0.8mm THICK METAL STUDS Ø MAX 400mm O.C. FILLED WITH MINERAL FIBRE ACOUSTIC SOUND, MOULD AND MOISTURE RESISTANT BATT INSULATION
NOTE: STUD ASSEMBLY TO SPAN TO U/S OF DECK OR STRUCTURE UNLESS OTHERWISE NOTED	
WALL FINISH SCHEDULE	
	PAINT 1: ALL WALLS TO BE PAINTED UNLESS NOTED OTHERWISE, COLOURS TO BE SELECTED BY THE DEPARTMENTAL REPRESENTATIVE
	TILE 1: TILE UP TO 1200mm A.F.F. TO MATCH EXISTING
	TILE 2: TO BE SELECTED BY THE DEPARTMENTAL REPRESENTATIVE
NOTE: CONTRACTORS SHALL SUBMIT WIDE RANGE OF SAMPLES FOR SELECTION BY THE DEPARTMENTAL REPRESENTATIVE.	
WALL SCHEDULE	
	NEW 100mm WOOD BASE CAULK AT ALL TOP AND BOTTOM JOINTS
	NEW 100mm RUBBER BASE
	NEW COVE TILE BASE TO MATCH EXISTING CAULK AT ALL TOP AND BOTTOM JOINTS
	NEW 100mm COVE TILE BASE AT BARRIER-FREE SHOWERS
FLOOR PLAN LEGEND	
	NEW PARTITION
	EXISTING WALL TO REMAIN

GENERAL DEMOLITION NOTES	
EXECUTION	
1. THE DEMOLITION PLANS ARE DERIVED FROM EXISTING BUILDING PLANS AND ARE INTENDED TO REASONABLY REPRESENT EXISTING CONDITIONS. ILLUSTRATIONS, PHOTOGRAPHS, DIMENSIONS AND INFORMATION IN THESE CONTRACT DOCUMENTS ARE BASED IN PART ON INFORMATION RECEIVED FROM THE DEPARTMENTAL REPRESENTATIVE. ACTUAL CONDITIONS MAY DEViate FROM THAT SHOWN ON THESE DRAWINGS. THE DEMOLITION KEY NOTES IDENTIFY SPECIFIC AREAS OF WORK BUT MAY NOT BE COMPLETE IN THE IDENTIFICATION OF ALL REMOVALS. THE CONTRACTOR SHALL VERIFY AS FOUND CONDITIONS AND COORDINATE THE DEMOLITION WITH THE NEW WORKS SO THAT THE DEMOLITION IS COMPLETE.	
2. HAZARDOUS MATERIALS & DESIGNATED SUBSTANCES MAY BE PRESENT IN EXISTING CONSTRUCTION MATERIALS WHICH WILL REQUIRE MITIGATION INCLUDING: REMOVAL, ENCAPSULATION, CLEAN-UP AND DISPOSAL. CONTRACTOR SHALL EXERCISE ALL NECESSARY MEASURES REQUIRED TO UNDERTAKE THIS WORK. IF HM&DS ARE ENCOUNTERED WHICH ARE NOT INDICATED IN THE DESIGNATED SUBSTANCES SURVEY THE CONTRACTOR SHALL ISOLATE THE AREA AND NOTIFY THE DEPARTMENTAL REPRESENTATIVE FOR INSTRUCTION BEFORE PROCEEDING WITH THE WORK. DO NOT PROCEED WITHOUT WRITTEN AUTHORIZATION	
3. EXCEPT FOR ITEMS OR MATERIALS INDICATED TO BE REUSED, SALVAGED, REINSTALLED OR OTHERWISE INDICATED TO REMAIN THE DEPARTMENTAL REPRESENTATIVES PROPERTY, THE CONTRACTOR SHALL REMOVE, AND DISPOSE OF DEMOLISHED ITEMS AND MATERIALS PROMPTLY FROM THE SITE.	
4. SURVEY EXISTING CONDITIONS AND CORRELATE WITH REQUIREMENTS INDICATED FOR NEW WORK TO DETERMINE EXTENT OF SELECTIVE DEMOLITION REQUIRED. REPORT ANY APPARENT DISCREPANCIES THAT MAY CONFLICT WITH INTENDED CONSTRUCTION TO THE DEPARTMENTAL REPRESENTATIVE. DO NOT PROCEED WITHOUT WRITTEN AUTHORIZATION.	
5. PROTECT WALLS, CEILINGS, FLOORS AND OTHER EXISTING FINISH WORK THAT ARE TO REMAIN AND ARE EXPOSED DURING SELECTIVE DEMOLITION	
6. PROMPTLY PATCH AND REPAIR HOLES OR DAMAGED SURFACES CAUSED TO ADJACENT CONSTRUCTION BY SELECTIVE DEMOLITION. WHERE REPAIRS TO EXISTING SURFACES ARE REQUIRED, PATCH TO PRODUCE SURFACES SUITABLE FOR NEW MATERIAL. CLOSELY MATCH TEXTURE AND FINISH OF EXISTING ADJACENT SURFACE. PROTECT ALL LIFE SAFETY EQUIPMENT DURING THE CONSTRUCTION.	
7. CORE EXISTING FLOOR FOR NEW UTILITIES WHERE REQUIRED. REFER TO MECHANICAL DRAWINGS FOR MORE INFORMATION. X-RAY STRUCTURAL WALLS, FLOORS, ETC. FOR REVIEW BY DEPARTMENTAL REPRESENTATIVE PRIOR TO PROCEEDING	
8. ALL EXISTING CEILINGS TO REMAIN TO HAVE CEILING CLEANED AND SMOOTHED FOR REFINISH IN NEW WORK	
9. ALL DOORS AND FRAMES IN WASHROOM TO BE REMOVED FOR REFINISHING AND REUSE IN NEW WORK	
10. REFER TO MECHANICAL AND ELECTRICAL DEMOLITION DRAWINGS FOR ALL OTHER SCOPE	
DEMOLITION LEGEND	
	EXISTING FLOOR DRAIN TO REMAIN
	EXISTING GWB TO REMAIN
	REMOVE GWB, METAL STUDS AND INSULATION FROM FLOOR LEVEL TO UNDERSIDE OF DECK/STRUCTURE AND COMPLETE MOULD ABATEMENT AS REQUIRED
	EXISTING WALL TO REMAIN
	ELEMENT ABOVE
	EXISTING DOORS AND FRAMES TO BE REMOVED PROTECTED FOR REUSE IN NEW WORK

<div></div> <div>Public Works and Government Services Canada</div> <div>Architectural and Engineering Services Ontario Region</div> <div>Travaux publics et Services gouvernementaux Canada</div> <div>Services d'architecture et de génie Région de l'Ontario</div>		
<div>DIALOG™</div>		
<div>stamp</div> <div></div>		
05		
04		
03		
02		
01	ISSUED FOR BID	2018-04-02
revision		date
<div>Do not scale drawings. Verify all dimensions and conditions on site and immediately notify the Department Representative of all discrepancies.</div>		
<div><div><div>A</div><div>B</div><div>C</div></div></div> <div>A Detail No. No. du détail B drawing no. – where detail required dessin no. – où détail exigé C drawing no. – where detailed dessin no. – où détaillé</div>		
<div>project title titre du projet</div> <div>GRAVENHURST, ONTARIO CORRECTIONAL SERVICE CANADA BEAVER CREEK INSTITUTION – MEDIUM 2000 BEAVER CREEK DRIVE</div>		
<div>BLD'G H: KITCHENS AND WASHROOMS RENOVATIONS</div>		
<div>drawing title titre du dessin</div> <div>GENERAL NOTES, LEGEND AND SCHEDULE</div>		
<div>drawn by dessine par</div> <div>JSB</div>		
<div>designed by conc par</div> <div>BW</div>		
<div>approved by approuve par</div> <div>RN</div>		
<div>bid soumission</div> <div>JA</div>		<div>project manager administrateur de projets</div>
<div>project date date du projet</div> <div>2018-04-02</div>		
<div>project no. no. du projet</div> <div>R.073615.001</div>		
<div>drawing no. dessine no.</div> <div>A0.00A</div>		

**DIALOG™**

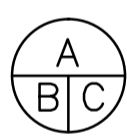
stamp



05		
04		
03		
02		
01	ISSUED FOR BID	2018-04-02

revision date

Do not scale drawings.  
Verify all dimensions and conditions on site and  
immediately notify the Department Representative of all  
discrepancies.



- A Detail No.  
No. du détail
- B drawing no. - where detail required  
dessin no. - où détail exigé
- C drawing no. - where detailed  
dessin no. - où détaillé

project title  
titre du projet

GRAVENHURST,  
CORRECTIONAL SERVICE CANADA  
BEAVER CREEK INSTITUTION - MEDIUM  
2000 BEAVER CREEK DRIVE

ONTARIO

BLD'G H: KITCHENS AND  
WASHROOMS RENOVATIONS

drawing title  
titre du dessin

OVERALL PLANS

drawn by  
dessiné par

JSB

designed by  
conçue par

BW

approved by  
approuvé par

RN

bid  
soumission

JA

project manager  
administrateur  
de projets

project date  
date du projet

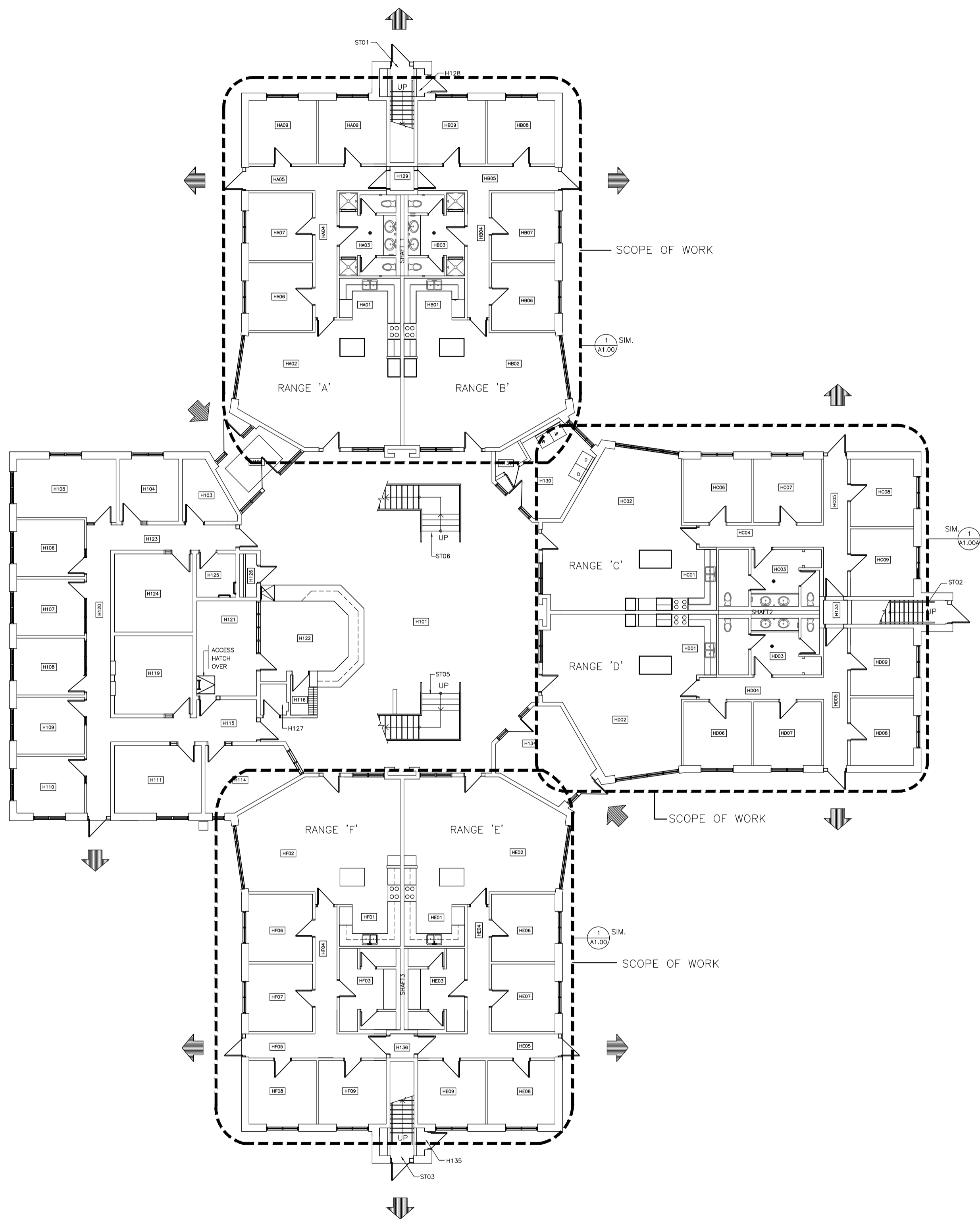
2018-04-02

project no.  
no. du projet

R.073615.001

drawing no.  
dessiné no.

A0.01



DEMOLITION NOTES

- 1
- DEMOLISH SINKS, AND PLUMBING FIXTURES
- 2
- CAREFULLY REMOVE WASHROOM FIXTURE AND ACCESSORIES AND RETAIN FOR REUSE IN NEW WORK (INCLUDING: TP, PT, SD, ETC) SECURITY MIRROR TO BE REMOVED AND PROVIDE TO CSC
- 3
- DEMOLISH ALL SHOWER WALL/FLOOR/ CEILING FINISHES INCLUDING ALL BACKING FROM FLOOR TO CEILING
- 4
- REMOVE ALL DOORS AND FRAMES FOR REFINISHING AND REUSE
- 5
- DEMOLISH ALL GWB, FRP PANELS, METAL STUDS, INSULATION AND TILE
- 6
- DEMOLISH ALL KITCHEN MILLWORK INCLUDING ALL COUNTERTOPS, BASE, UPPER CABINETS, AND KITCHEN ISLAND. FREE STANDING CABINETS TO BE REMOVED AND PROVIDED TO CSC
- 7
- REMOVE KNIFE BOX AND PROVIDE TO CSC FOR REPAIR/REPLACEMENT
- 8
- PROTECT AND RETAIN FLOORING
- 8A
- DEMOLISH AND DISPOSE EXISTING FLOORING, FLOOR ADHESIVE AND MAKE GOOD TO ACCEPT NEW FLOORING
- 9
- DEMOLISH GWB CEILING AND FRAMING IN SHOWER
- 10
- DEMOLISH ALL EXISTING SHOWER ACCESSORIES, FIXTURES, GRAB BARS AND DRAINS
- 11
- DEMOLISH EXISTING RANGE HOOD, COORDINATE REMOVAL OF SPRINKLER HEAD AND EXHAUST DUCT WITH MECHANICAL
- 12
- PROTECT AND RETAIN WATER CLOSET AND APPLIANCES FOR REUSE IN NEW WORK
- 13
- PROTECT AND RETAIN ALL WALL FINISHES NOT AFFECTED
- 14
- DEMOLISH WASHROOM COUNTER TOP

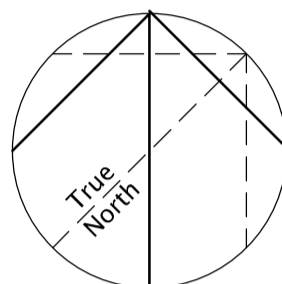


Public Works and  
Government Services Canada  
Architectural and Engineering Services  
Ontario Region

Travaux publics et  
Services gouvernementaux Canada  
Services d'architecture et de génie  
Région de l'Ontario


DIALOG™

stamp



05		
04		
03		
02		
01	ISSUED FOR BID	2018-04-02
revision		date

Do not scale drawings.  
Verify all dimensions and conditions on site and immediately notify the Department Representative of all discrepancies.



- A
- Detail No.
- No. du détail
- B
- drawing no. - where detail required
- dessin no. - où détail exigé
- C
- drawing no. - where detailed
- dessin no. - où détaillé

project title  
titre du projet  
GRAVENHURST,  
CORRECTIONAL SERVICE CANADA  
BEAVER CREEK INSTITUTION - MEDIUM  
2000 BEAVER CREEK DRIVE

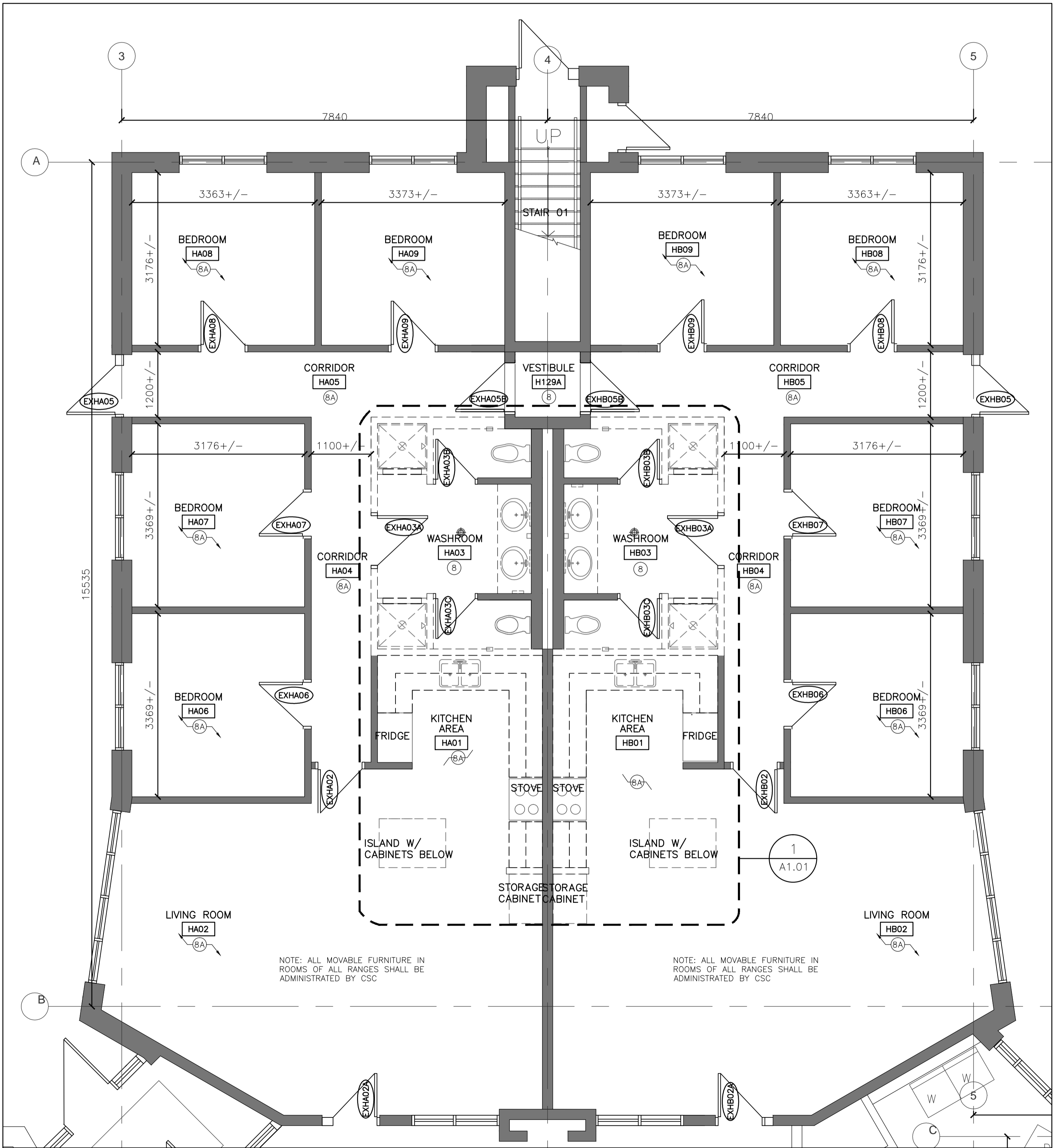
ONTARIO

BLD'G H: KITCHENS AND  
WASHROOMS RENOVATIONS

drawing title  
titre du dessin

DEMOLITION PLAN  
TYPICAL RANGE  
A,B,E,F,G,H,J,K,L,M

drawn by dessiné par	JSB	
designed by conc par	BW	
approved by approuvé par	RN	
bid soumission	JA	project manager administrateur de projets
project date date du projet	2018-04-02	
project no. no. du projet	R.073615.001	
drawing no. dessiné no.	A1.00	



1 DEMOLITION PLAN TYPICAL RANGE A,B,E,F,G,H,J,K,L,M  
A1.00 SCALE: 1:50

DEMOLITION NOTES

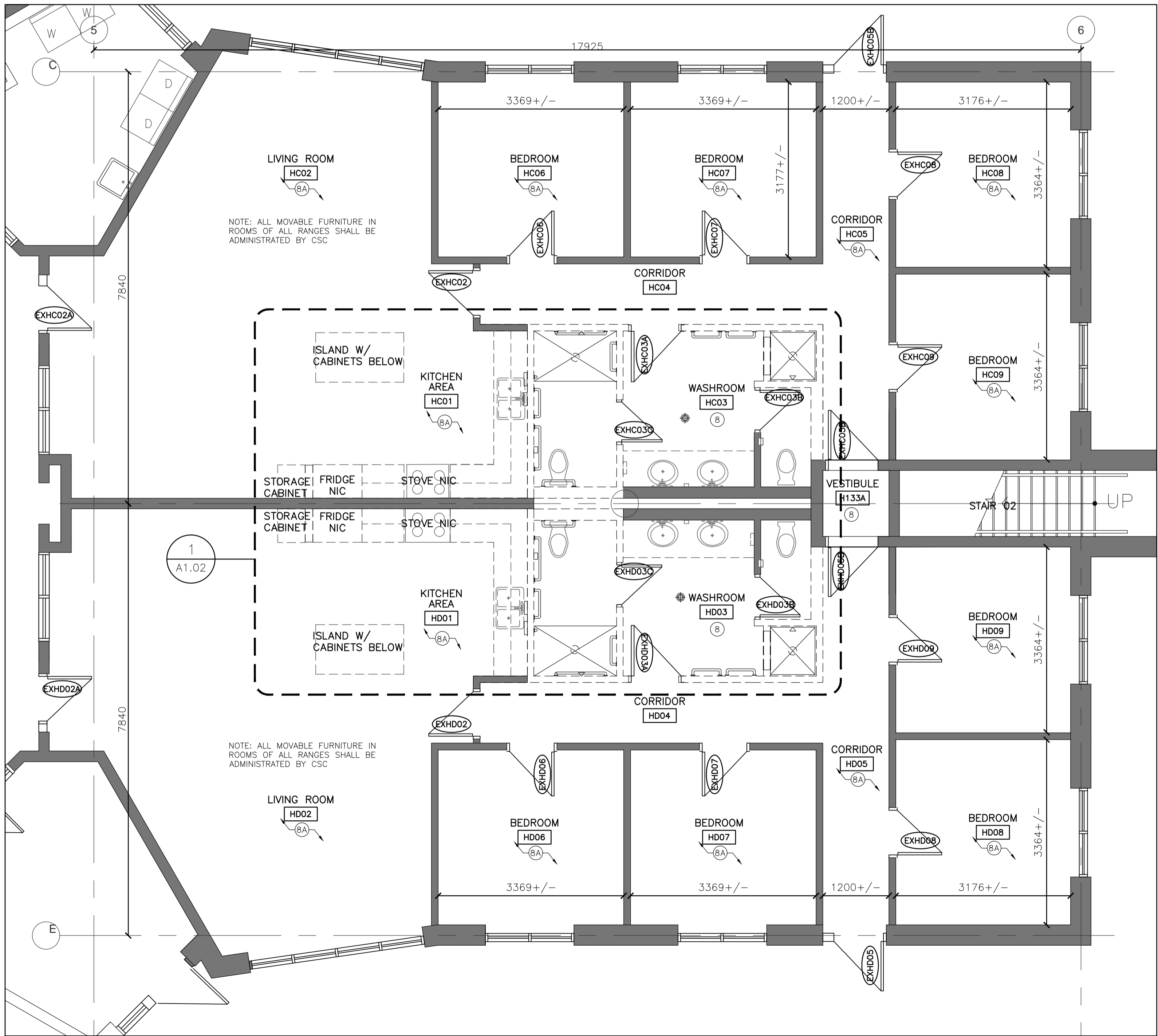
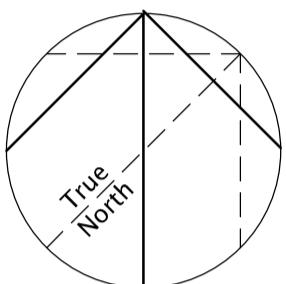
- 1 DEMOLISH SINKS, AND PLUMBING FIXTURES
- 2 CAREFULLY REMOVE WASHROOM FIXTURE AND ACCESSORIES AND RETAIN FOR REUSE IN NEW WORK (INCLUDING: TP, PT, SD, ETC) SECURITY MIRROR TO BE REMOVED AND PROVIDE TO CSC
- 3 DEMOLISH ALL SHOWER WALL/FLOOR/ CEILING FINISHES INCLUDING ALL BACKING FROM FLOOR TO CEILING
- 4 REMOVE ALL DOORS AND FRAMES FOR REFINISHING AND REUSE
- 5 DEMOLISH ALL GWB, FRP PANELS, METAL STUDS, INSULATION AND TILE
- 6 DEMOLISH ALL KITCHEN MILLWORK INCLUDING ALL COUNTERTOPS, BASE, UPPER CABINETS, AND KITCHEN ISLAND. FREE STANDING CABINETS TO BE REMOVED AND PROVIDED TO CSC
- 7 REMOVE KNIFE BOX AND PROVIDE TO CSC FOR REPAIR/REPLACEMENT
- 8 PROTECT AND RETAIN FLOORING
- 8A DEMOLISH AND DISPOSE EXISTING FLOORING, FLOOR ADHESIVE AND MAKE GOOD TO ACCEPT NEW FLOORING
- 9 DEMOLISH GWB CEILING AND FRAMING IN SHOWER
- 10 DEMOLISH ALL EXISTING SHOWER ACCESSORIES, FIXTURES, GRAB BARS AND DRAINS
- 11 DEMOLISH EXISTING RANGE HOOD, COORDINATE REMOVAL OF SPRINKLER HEAD AND EXHAUST DUCT WITH MECHANICAL
- 12 PROTECT AND RETAIN WATER CLOSET AND APPLIANCES FOR REUSE IN NEW WORK
- 13 PROTECT AND RETAIN ALL WALL FINISHES NOT AFFECTED
- 14 DEMOLISH WASHROOM COUNTER TOP



Public Works and  
Government Services Canada  
Architectural and Engineering Services  
Ontario Region  
  
Travaux publics et  
Services gouvernementaux Canada  
Services d'architecture et de génie  
Région de l'Ontario

**DIALOG**™

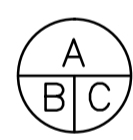
stamp



1 DEMOLITION PLAN BARRIER-FREE RANGE C & D  
A1.00 SCALE: 1:50

05		
04		
03		
02		
01	ISSUED FOR BID	2018-04-02
revision		date

Do not scale drawings.  
Verify all dimensions and conditions on site and immediately notify the Department Representative of all discrepancies.



- A Detail No.  
No. du détail  
B drawing no. - where detail required  
dessin no. - où détail exigé  
C drawing no. - where detailed  
dessin no. - où détaillé

project title  
titre du projet  
GRAVENHURST, ONTARIO  
CORRECTIONAL SERVICE CANADA  
BEAVER CREEK INSTITUTION - MEDIUM  
2000 BEAVER CREEK DRIVE

BLD'G H: KITCHENS AND  
WASHROOMS RENOVATIONS

drawing title  
titre du dessin

DEMOLITION PLAN  
BARRIER FREE RANGE  
C & D

drawn by  
dessiné par JSB

designed by  
conc par BW

approved by  
approuvé par RN

bid  
soumission JA project manager  
administrateur de projets

project date  
date du projet 2018-04-02

project no.  
no. du projet R.073615.001

drawing no.  
dessiné no. A1.00A




— REMOVE EXISTING RECEPTACLE AND REPLACE WITH  
NEW GFI RECEPTACLE

- ① DEMOLISH SINKS, AND PLUMBING FIXTURES
- ② CAREFULLY REMOVE WASHROOM FIXTURE AND ACCESSORIES AND RETAIN FOR REUSE IN NEW WORK (INCLUDING: TP, PT, SD, ETC) SECURITY MIRROR TO BE REMOVED AND PROVIDED TO CSC
- ③ DEMOLISH ALL SHOWER WALL/FLOOR/ CEILING FINISHES INCLUDING ALL BACKING FROM FLOOR TO CEILING
- ④ REMOVE ALL DOORS AND FRAMES FOR REFINISHING AND REUSE
- ⑤ DEMOLISH ALL GWB, FRP PANELS, METAL STUDS, INSULATION AND TILE
- ⑥ DEMOLISH ALL KITCHEN MILLWORK INCLUDING ALL COUNTERTOPS, BASE, UPPER CABINETS, AND KITCHEN ISLAND. FREE STANDING CABINETS TO BE REMOVED AND PROVIDED TO CSC
- ⑦ REMOVE KNIFE BOX AND PROVIDE TO CSC FOR REPAIR/REPLACEMENT
- ⑧ PROTECT AND RETAIN FLOORING
- ⑧A DEMOLISH AND DISPOSE EXISTING FLOORING, FLOOR ADHESIVE AND MAKE GOOD TO ACCEPT NEW FLOORING
- ⑨ DEMOLISH GWB CEILING AND FRAMING IN SHOWER
- ⑩ DEMOLISH ALL EXISTING SHOWER ACCESSORIES, FIXTURES, GRAB BARS AND DRAINS
- ⑪ DEMOLISH EXISTING RANGE HOOD, COORDINATE REMOVAL OF SPRINKLER HEAD AND EXHAUST DUCT WITH MECHANICAL
- ⑫ PROTECT AND RETAIN WATER CLOSET AND APPLIANCES FOR REUSE IN NEW WORK
- ⑬ PROTECT AND RETAIN ALL WALL FINISHES NOT AFFECTED
- ⑭ DEMOLISH WASH-ROOM COUNTER TOP

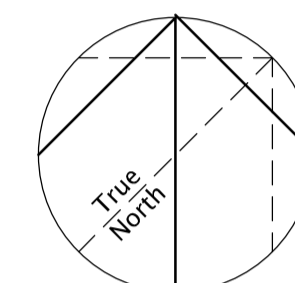


drawing no.  
dessine no.

A1.01



stamp



05		
04		
03		
02		
01	ISSUED FOR BID	2018-04-02
revision		date

Do not scale drawings.  
Verify all dimensions and conditions on site and immediately notify the Department Representative of all discrepancies.



A Detail No.  
No. du détail

B drawing no. — where detail required  
dessin no. — où détail exigé

C drawing no. — where detailed  
dessin no. — où détaillé

project title titre du projet	
GRAVENHURST, CORRECTIONAL SERVICE CANADA	ONTARIO
BEAVER CREEK INSTITUTION - MEDIUM	
2000 BEAVER CREEK DRIVE	

BLD'G H: KITCHENS AND WASHROOMS RENOVATIONS

drawing title
titre du dessin

DEMOLITION PLAN KITCHEN &  
WASHROOM BARRIER-FREE

RANGE C &amp; D

drawn by  
dessine par

ISE

designed by

---

approved by

---

bid	
-----	--

project manager  
administrateur  
de projets

project date
--------------


2018-04-02

project no. \_\_\_\_\_

R.073615.001

drawing no.  
dessine no.

A1.02




TYPICAL BARRIER-FREE SHOWER WASHROOM STALL



TYPICAL WASHROOM STALL

- DEMOLISH EXISTING WALL SCONCE
- PROTECT AND RETAIN EXISTING WALL AND FINISHES
- DEMOLISH ALL GWB AND TILE ABOVE FINISHED FLOOR. REMOVE ALL EXISTING PAINT FINISH ABOVE.
- DEMOLISH GRAB BAR
- CAREFULLY REMOVE WASHROOM ACCESSORIES, RETAIN AND REUSE FOR NEW WORK
- PROTECT AND RETAIN EXISTING WATER CLOSET

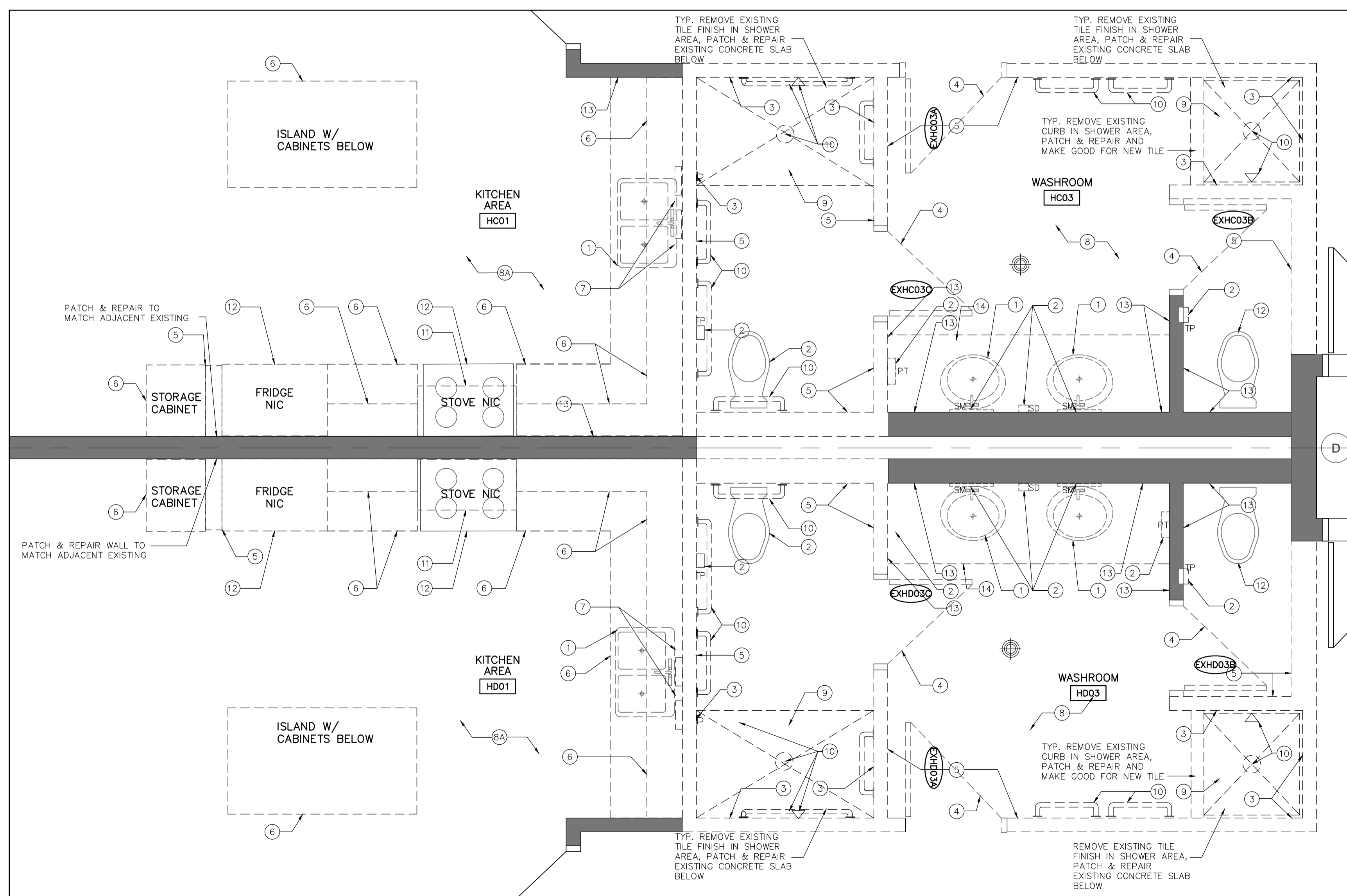


TYPICAL BARRIER-FREE KITCHEN

- CLEAN, DRY AND REPAINT EXISTING GYPSUM CEILING TO MATCH EXISTING
- EXISTING LIGHTING FIXTURE TO REMAIN
- EXISTING LIGHTING FIXTURE TO REMAIN, REPLACE BALLAST AND LAMP WITH LED
- ALL UPPER CABINETS TO BE DEMOLISHED AND DISPOSED
- PROTECT ALL EXISTING APPLIANCES
- REMOVE LOWER CABINETS AND DISPOSE
- DEMOLISH KITCHEN ISLAND AND DISPOSE
- DEMOLISH FREE STANDING CABINET AND PROVIDE TO CSC

## DEMOLITION NOTES

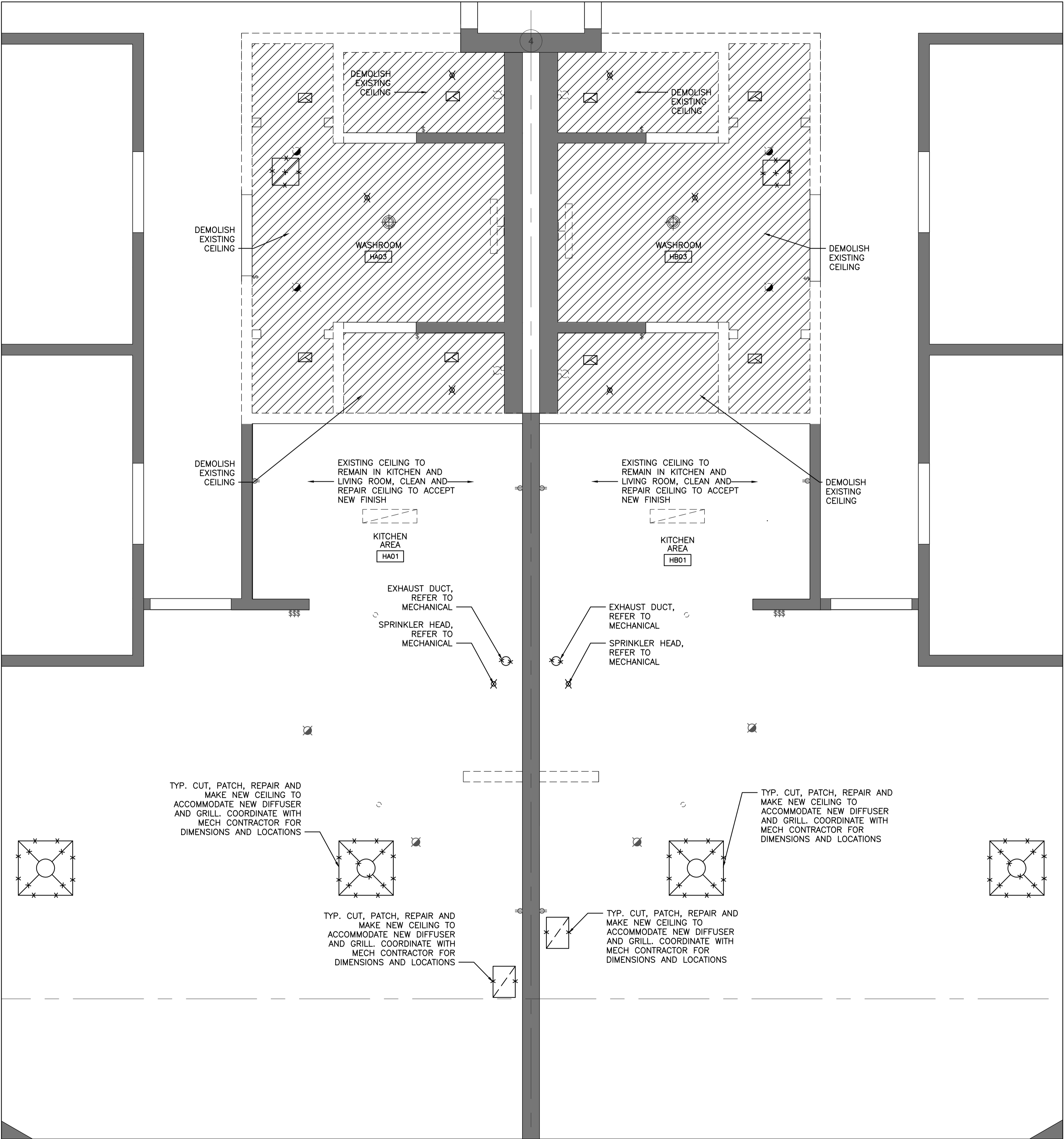
- 1 DEMOLISH SINKS, AND PLUMBING FIXTURES
- 2 CAREFULLY REMOVE WASHROOM FIXTURE AND ACCESSORIES AND RETAIN FOR REUSE IN NEW WORK (INCLUDING: TP, PT, SD, ETC) SECURITY MIRROR TO BE REMOVED AND PROVIDE TO CSC
- 3 DEMOLISH ALL SHOWER WALL/FLOOR/ CEILING FINISHES INCLUDING ALL BACKING FROM FLOOR TO CEILING
- 4 REMOVE ALL DOORS AND FRAMES FOR REFINISHING AND REUSE
- 5 DEMOLISH ALL GWB, FRP PANELS, METAL STUDS, INSULATION AND TILES
- 6 DEMOLISH ALL KITCHEN MILLWORK INCLUDING ALL COUNTERTOPS, BASE, UPPER CABINETS, AND KITCHEN ISLAND. FREE STANDING CABINETS TO BE REMOVED AND PROVIDED TO CSC
- 7 REMOVE KNIFE BOX AND PROVIDE TO CSC FOR REPAIR/REPLACEMENT
- 8 PROTECT AND RETAIN FLOORING
- 8A DEMOLISH AND DISPOSE EXISTING FLOORING, FLOOR ADHESIVE AND MAKE GOOD TO ACCEPT NEW FLOORING
- 9 DEMOLISH GWB CEILING AND FRAMING IN SHOWER
- 10 DEMOLISH ALL EXISTING SHOWER ACCESSORIES, FIXTURES, GRAB BARS AND DRAINS
- 11 DEMOLISH EXISTING RANGE HOOD, COORDINATE REMOVAL OF SPRINKLER HEAD AND EXHAUST DUCT WITH MECHANICAL
- 12 PROTECT AND RETAIN WATER CLOSET AND APPLIANCES FOR REUSE IN NEW WORK
- 13 PROTECT AND RETAIN ALL WALL FINISHES NOT AFFECTED
- 14 DEMOLISH WASHROOM COUNTER TOP



1  
A1.02

ENLARGED TYPICAL BARRIER-FREE RANGE  
DEMOLITION PLAN

SCALE: 1:25

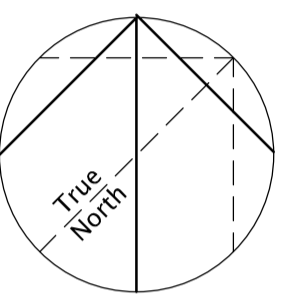


1  
A1.03

**TYPICAL REFLECTED CEILING PLAN  
RANGE A,B,E,F**


SCALE: 1:25

**DIALOG™**



05		
04		
03		
02		
01	ISSUED FOR BID	2018-04-02
revision		date

Do not scale drawings.  
Verify all dimensions and conditions on site and  
immediately notify the Department Representative of all  
discrepancies.

	A Detail No. No. du détail
B	drawing no. - where detail required dessin no. - où détail exigé
C	drawing no. - where detailed dessin no. - où détaillé

project title  
titre du projet

GRAVENHURST, ONTARIO  
CORRECTIONAL SERVICE CANADA  
BEAVER CREEK INSTITUTION - MEDIUM  
2000 BEAVER CREEK DRIVE

**BLD'G H: KITCHENS AND  
WASHROOMS RENOVATIONS**

drawing title  
titre du dessin

**DEMOLITION CEILING PLAN  
TYPICAL GROUND FLOOR  
RANGE A, B, E, F**

drawn by  
dessiné par

**JSB**

designed by  
conc par

**BW**

approved by  
approuvé par

**RN**

bid  
soumission

**JA**

project manager  
administrateur de projets

project date  
date du projet

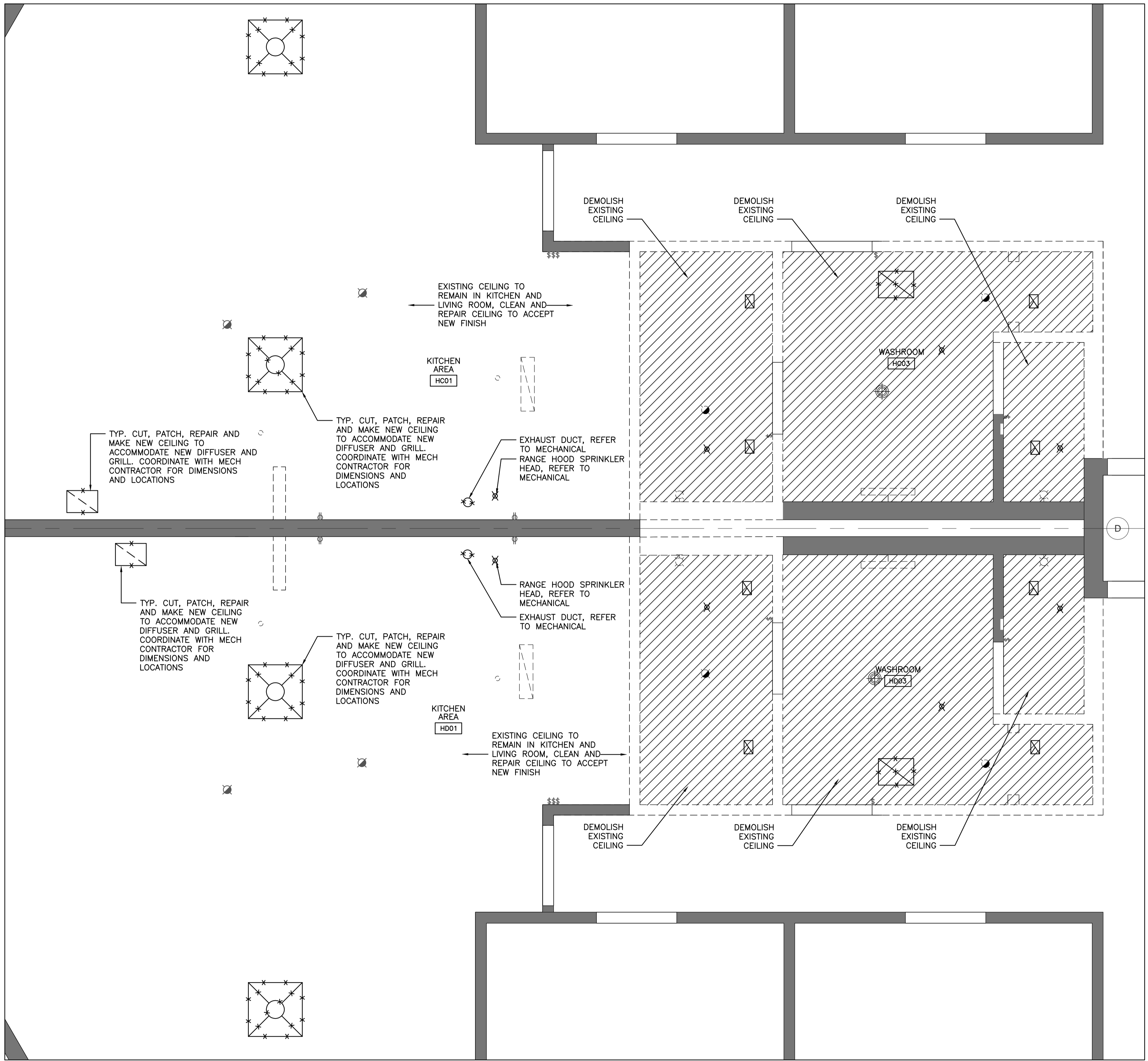
**2018-04-02**

project no.  
no. du projet

**R.073615.001**

drawing no.  
dessiné no.

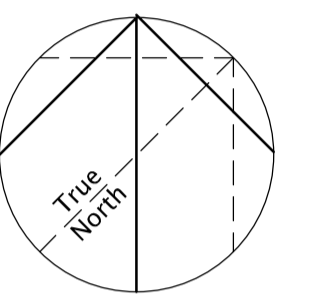
**A1.03**



2 TYPICAL REFLECTED CEILING PLAN  
BARRIER-FREE RANGE C & D  
A1.03 SCALE: 1:25

DIALOG™

stamp



05		
04		
03		
02		
01	ISSUED FOR BID	2018-04-02
revision		date

Do not scale drawings.  
Verify all dimensions and conditions on site and  
immediately notify the Department Representative of all  
discrepancies.

A	Detail No. No. du détail
B	drawing no. — where detail required dessin no. — où détail exigé
C	drawing no. — where detailed dessin no. — où détaillé

project title  
titre du projet  
GRAVENHURST,  
CORRECTIONAL SERVICE CANADA  
BEAVER CREEK INSTITUTION — MEDIUM  
2000 BEAVER CREEK DRIVE ONTARIO

BLD'G H: KITCHENS AND  
WASHROOMS RENOVATIONS

drawing title  
titre du dessin  
DEMOLITION CEILING PLAN  
TYPICAL GROUND FLOOR  
BARRIER-FREE RANGE C&D

drawn by  
dessiné par JSB

designed by  
conçu par BW

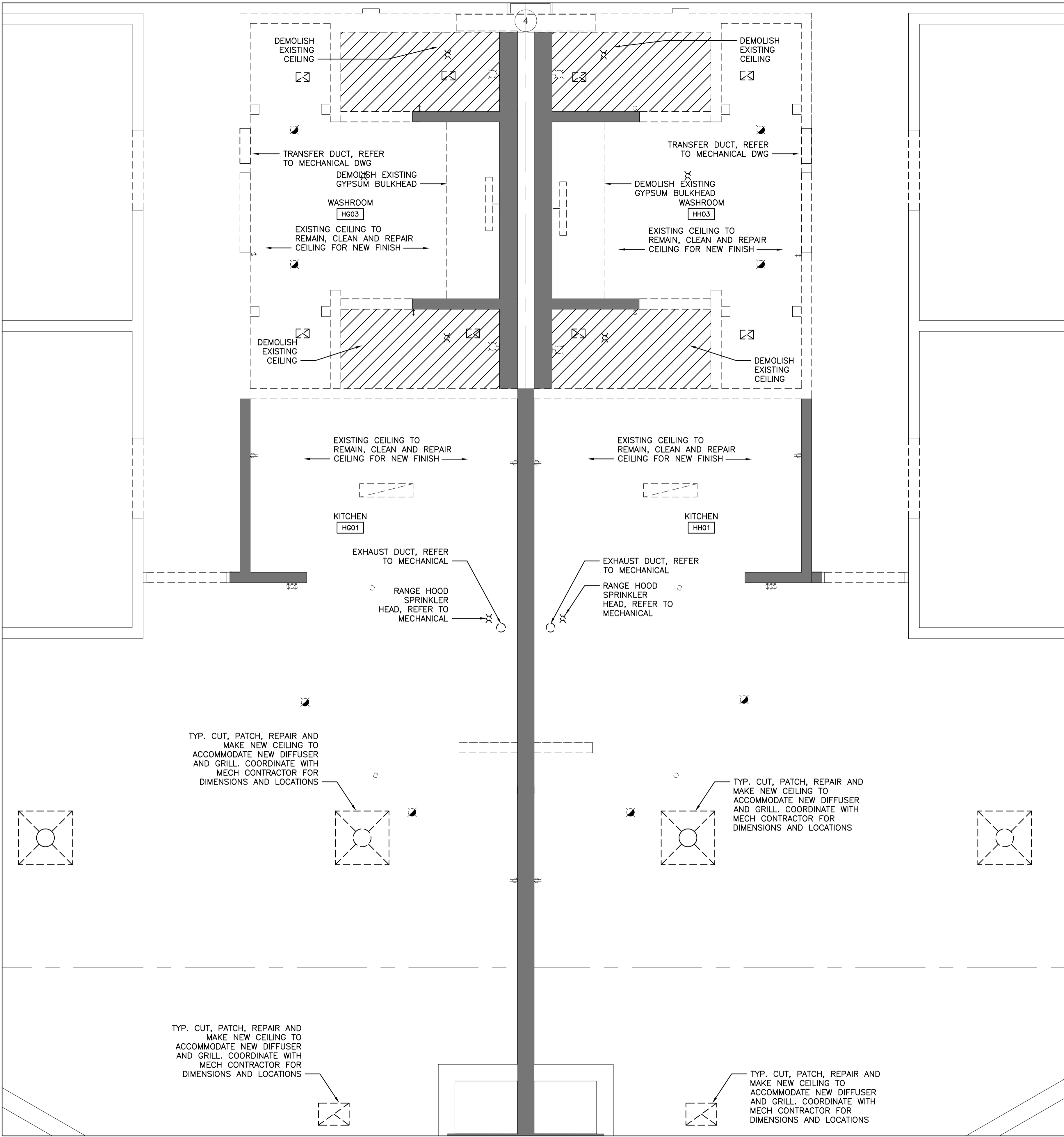
approved by  
approuvé par RN

bid  
soumission JA project manager  
administrateur de projets

project date  
date du projet 2018-04-02

project no.  
no. du projet R.073615.001

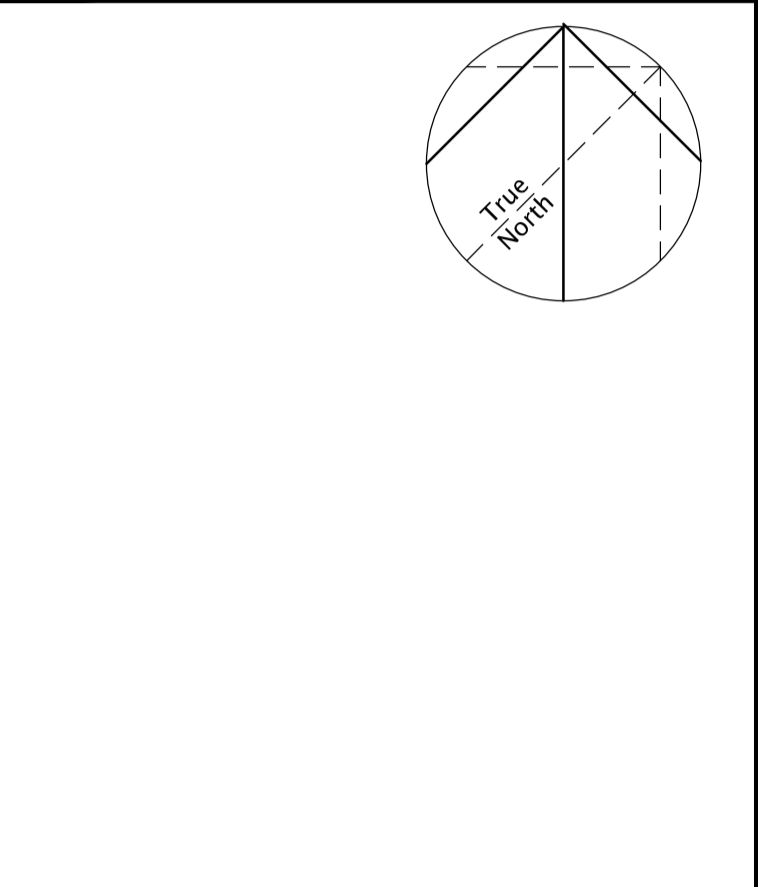
drawing no.  
dessiné no. A1.03



1  
A1.04

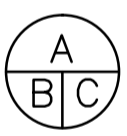
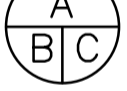

TYPICAL REFLECTED CEILING PLAN  
G,H,J,K,L,M

SCALE: 1:25



05		
04		
03		
02		
01	ISSUED FOR BID	2018-04-02
revision		date

Do not scale drawings.  
Verify all dimensions and conditions on site and  
immediately notify the Department Representative of all  
discrepancies.

	A	Detail No. No. du détail
	B	drawing no. - where detail required dessin no. - où détail exigé
	C	drawing no. - where detailed dessin no. - où détaillé

project title  
titre du projet

GRAVENHURST, ONTARIO  
CORRECTIONAL SERVICE CANADA  
BEAVER CREEK INSTITUTION - MEDIUM  
2000 BEAVER CREEK DRIVE

BLD'G H: KITCHENS AND  
WASHROOMS RENOVATIONS

drawing title  
titre du dessin

DEMOLITION CEILING PLAN  
TYPICAL SECOND FLOOR

drawn by  
dessiné par

JSB

designed by  
conçu par

BW

approved by  
approuvé par

RN

bid  
soumission

JA

project manager  
administrateur de projets

project date  
date du projet

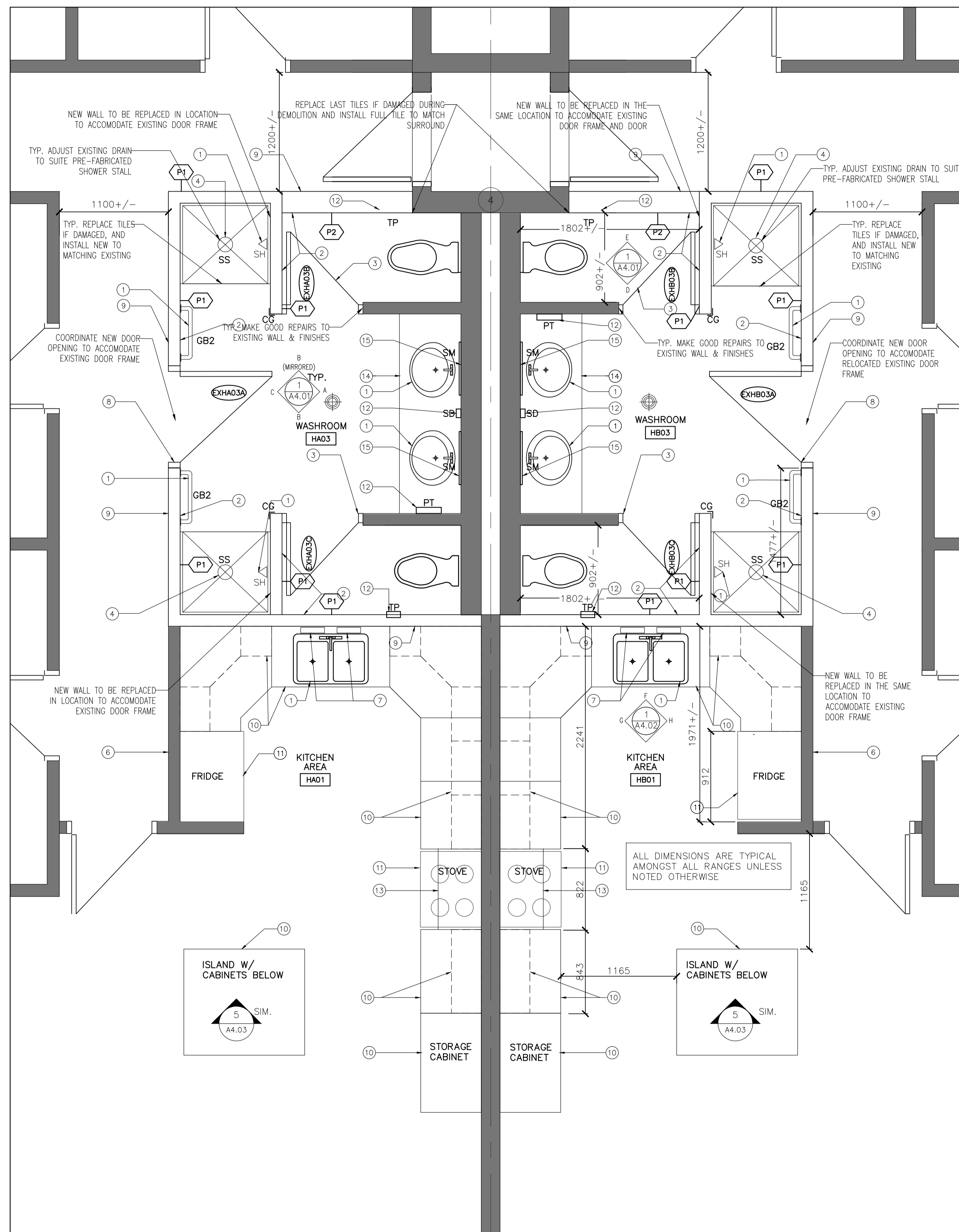
2018-04-02

project no.  
no. du projet

R.073615.001

drawing no.  
dessiné no.

A1.04



## NEW WORK NOTES

- 1 NEW WASHROOM FIXTURES, MILLWORK, PLUMBING FIXTURES AND ACCESSORIES
- 2 NEW METAL STUO, GWB, AND TILE WAINSCOT UP TO 1200mm ABOVE FINISHED FLOOR TO MATCH ADJACENT WALLS, BASE SHALL BE TILES TO MATCH EXISTING
- 3 REINSTALL STALL STEEL DOOR AND HM FRAME – PROVIDE NEW PAINTED FINISH TO MATCH EXISTING (DOUBLE STUDS AND BRACING AT JAMBS AND HEAD)
- 4 NEW BUILT IN STAINLESS STEEL SHOWER STALL & BASE  
915x915x2235mm
- 5 NEW BARRIER–FREE SHOWER WITH TILED WALLS, GRAB BARS, AND ACCESSORIES
- 6 PREPARE WALL AND REPAINT
- 7 REINSTALL KITCHEN ACCESSORIES
- 8 REINSTALL METAL DOOR, HARDWARE, AND FRAME – PROVIDE NEW PAINTED FINISH TO MATCH EXISTING (DOUBLE STUDS AND BRACING AT JAMBS AND HEAD)
- 9 NEW GWB. PROVIDE PAINT FINISH ON ENTIRE WALL TO MATCH ADJACENT FINISHES
- 10 NEW KITCHEN COUNTERTOPS, SINKS AND PLUMBING FIXTURES, UPPER & LOWER CABINETS, FULL HEIGHT CABINETS, ISLAND WITH LOWER CABINETS
- 11 EXISTING KITCHEN APPLIANCES TO REMAIN
- 12 REINSTALL WASHROOM FIXTURES AND ACCESSORIES SAVED IN DEMOLITION
- 13 NEW RANGEHOOD
- 14 NEW STAINLESS STEEL COUNTER TOP
- 15 NEW SECURITY MIRROR 438x286mm

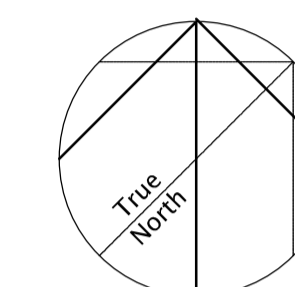


Public Works and  
Government Services Canada  
Architectural and Engineering Services  
Ontario Region

Travaux publics et  
Services gouvernementaux Canada  
Services d'architecture et de génie  
Région de l'Ontario

**DIALOG™**

stamp



05		
04		
03		
02		
01	ISSUED FOR BID	2018-04-0
revision		date

Do not scale drawings.  
Verify all dimensions and conditions on site and immediately notify the Department Representative of all discrepancies.



- |   |   |
|---|---|
| A | Detail No.<br>No. du détail   |
| B | drawing no. — where detail required<br>dessin no. — où détail exigé |
| C | drawing no. — where detailed<br>dessin no. — où détaillé            |

project title titre du projet	
GRAVENHURST, CORRECTIONAL SERVICE CANADA	ONTARIO
BEAVER CREEK INSTITUTION - MEDIUM	
2000 BEAVER CREEK DRIVE	

BLD'G H: KITCHENS AND WASHROOMS RENOVATIONS

drawing title
titre du dessin

NEW WORK ENLARGED PLAN  
TYPICAL RANGE

A,B,E,F,G,H,J,K,L,M

drawn by  
dessine par

JSB

designed by  
COPC, DGR

BW

approved by	approuvé par
-------------	--------------

RN

bid	
soumission	

JA

project manager  
administrateur  
de projet

project date	
date du projet	

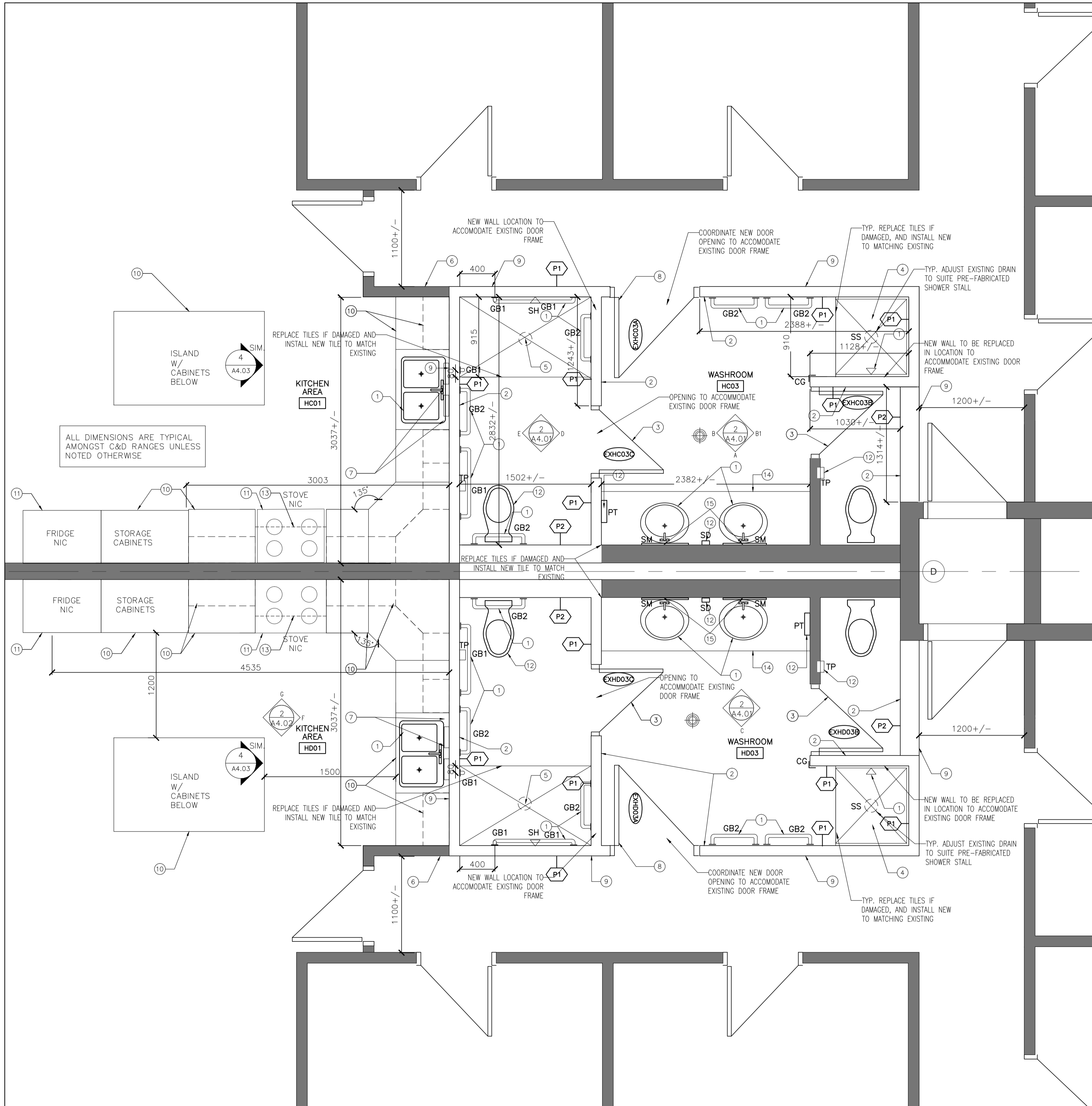
et 2018-04-02

project no. no. du projet	
------------------------------	--

R.073615.001

drawing no.  
dessine no.

A2.01



## NEW WORK NOTES

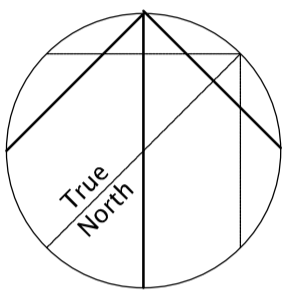
- 1 NEW WASHROOM FIXTURES, MILLWORK, PLUMBING FIXTURES AND ACCESSORIES
- 2 NEW METAL STUD, GWB, AND TILE WAINSCOT UP TO 1200mm ABOVE FINISHED FLOOR TO MATCH ADJACENT WALLS, BASE SHALL BE TILES TO MATCH EXISTING
- 3 REINSTALL STALL STEEL DOOR AND HM FRAME — PROVIDE NEW PAINTED FINISH TO MATCH EXISTING (DOUBLE STUDS AND BRACING AT JAMBS AND HEAD)
- 4 NEW BUILT IN STAINLESS STEEL SHOWER STALL & BASE 915x915x2235mm
- 5 NEW BARRIER-FREE SHOWER WITH TILED WALLS, GRAB BARS, AND ACCESSORIES
- 6 PREPARE WALL AND REPAINT
- 7 REINSTALL KITCHEN ACCESSORIES
- 8 REINSTALL METAL DOOR, HARDWARE, AND FRAME — PROVIDE NEW PAINTED FINISH TO MATCH EXISTING (DOUBLE STUDS AND BRACING AT JAMBS AND HEAD)
- 9 NEW GWB. PROVIDE PAINT FINISH ON ENTIRE WALL TO MATCH ADJACENT FINISHES
- 10 NEW KITCHEN COUNTERTOPS, SINKS AND PLUMBING FIXTURES, UPPER & LOWER CABINETS, FULL HEIGHT CABINETS, ISLAND WITH LOWER CABINETS
- 11 EXISTING KITCHEN APPLIANCES TO REMAIN
- 12 REINSTALL WASHROOM FIXTURES AND ACCESSORIES SAVED IN DEMOLITION
- 13 NEW RANGEHOOD
- 14 NEW STAINLESS STEEL COUNTER TOP
- 15 NEW SECURITY MIRROR 438x286mm



Public Works and  
Government Services Canada  
Architectural and Engineering Services  
Ontario Region  
  
Travaux publics et  
Services gouvernementaux Canada  
Services d'architecture et de génie  
Région de l'Ontario

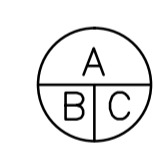
# DIALOG™

stamp



05		
04		
03		
02		
01	ISSUED FOR BID	2018-04-02
revision		date

Do not scale drawings.  
Verify all dimensions and conditions on site and  
immediately notify the Department Representative of all  
discrepancies.



- A Detail No.  
No. du détail  
B drawing no. — where detail required  
dessin no. — où détail exigé  
C drawing no. — where detailed  
dessin no. — où détaillé

project title  
titre du projet  
  
GRAVENHURST, ONTARIO  
CORRECTIONAL SERVICE CANADA  
BEAVER CREEK INSTITUTION — MEDIUM  
2000 BEAVER CREEK DRIVE

BLD'G H: KITCHENS AND  
WASHROOMS RENOVATIONS

drawing title  
titre du dessin

NEW WORK ENLARGED PLAN  
TYPICAL BARRIER FREE

RANGE C & D

drawn by  
dessiné par JSB

designed by  
conc par BW

approved by  
approuvé par RN

bid  
soumission JA project manager  
administrateur de projets

project date  
date du projet 2018-04-02

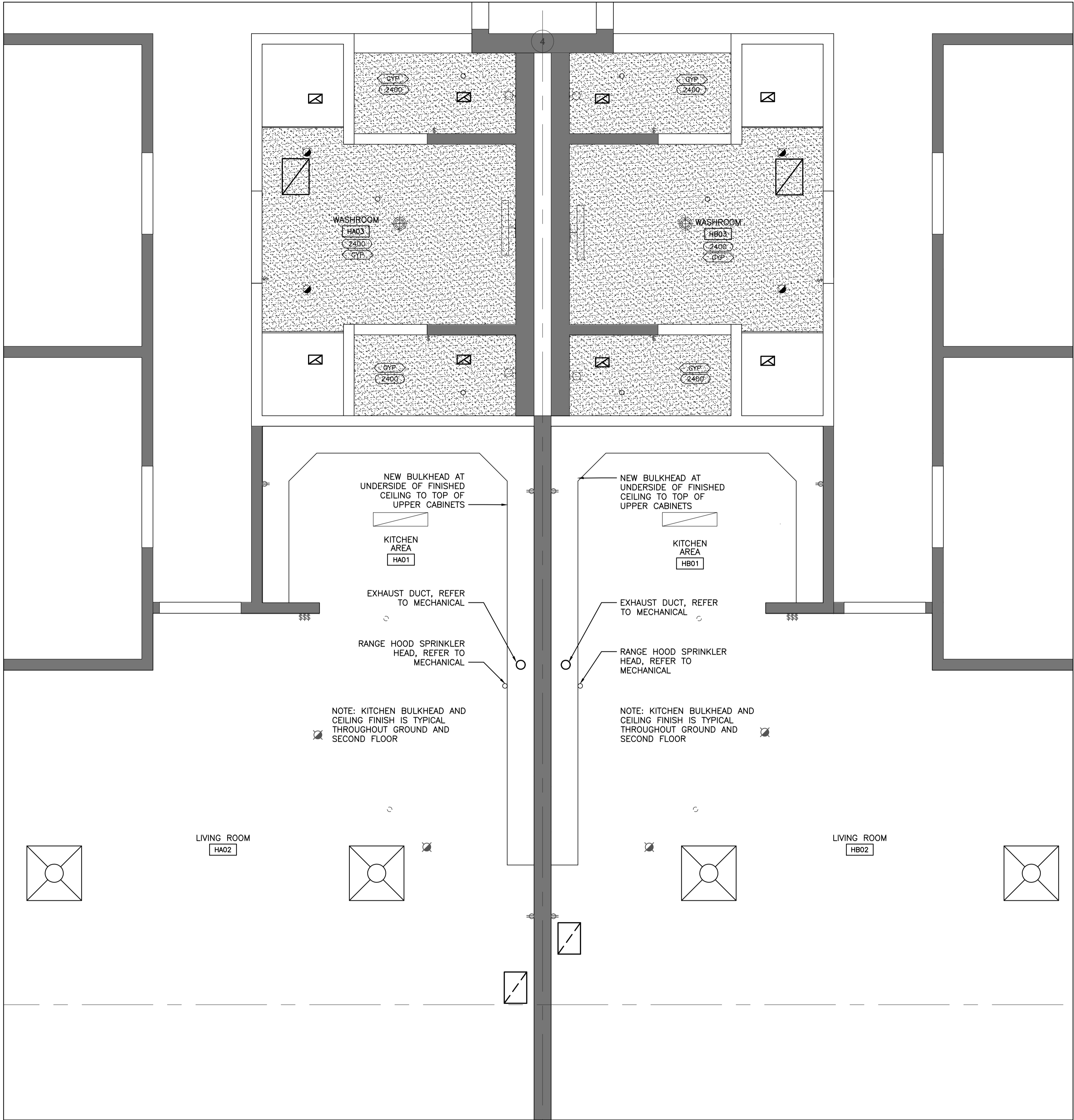
project no.  
no. du projet R.073615.001

drawing no.  
dessiné no. A2.02

1

ENLARGED TYPICAL BARRIER-FREE RANGE PLAN  
NEW WORK

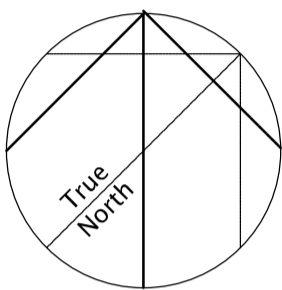
SCALE: 1:25



RCP NOTES

- GENERAL NOTE:
1. REPAIR GWB ADJACENT TO DEMOLISHED WALLS AND MAKE GOOD.
  2. CUT, PATCH, AND REPAIR CEILING TO ACCOMMODATE NEW DIFFUSERS AND GRILLS. COORDINATE WITH MECH CONTRACTOR FOR LOCATIONS AND DIMENSIONS.
  3. ALL CEILING IN CORRIDOR, VESTIBULE, BEDROOM, LIVING ROOM AND KITCHEN TO BE CLEANED, DRY AND REPAINT.
- EXISTING CEILING CONDITIONS:
- GROUND FLOOR – GWB  
SECOND FLOOR – HOLLOW CORE CONCRETE

DIALOG™



05		
04		
03		
02		
01	ISSUED FOR BID	2018-04-02
revision		date

Do not scale drawings.  
Verify all dimensions and conditions on site and immediately notify the Department Representative of all discrepancies.

A	Detail No. No. du détail
B	drawing no. – where detail required dessin no. – où détail exigé
C	drawing no. – where detailed dessin no. – où détaillé

project title  
titre du projet

GRAVENHURST, ONTARIO  
CORRECTIONAL SERVICE CANADA  
BEAVER CREEK INSTITUTION – MEDIUM  
2000 BEAVER CREEK DRIVE

BLD'G H: KITCHENS AND  
WASHROOMS RENOVATIONS

drawing title  
titre du dessin

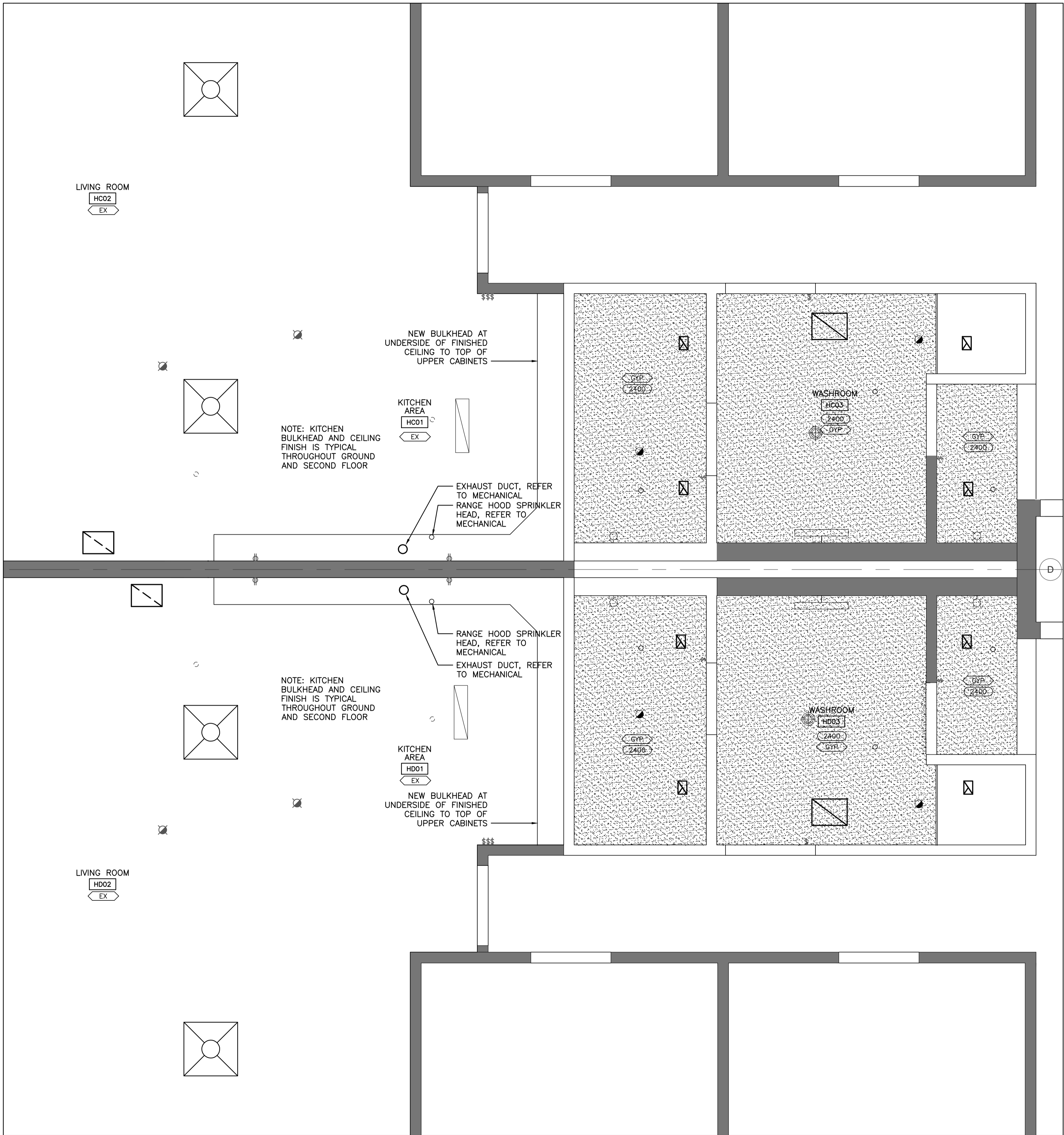
GROUND FLOOR  
REFLECTED CEILING PLAN  
TYPICAL RANGES A,B,E,F

drawn by dessiné par	JSB	
designed by conc par	BW	
approved by approuvé par	RN	
bid soumission	JA	project manager administrateur de projets
project date date du projet	2018-04-02	
project no. no. du projet	R.073615.001	
drawing no. dessiné no.	A3.01	

1  
A3.01

TYPICAL REFLECTED CEILING PLAN  
RANGE A,B,E,F

SCALE: 1:25



## RCP NOTES

### GENERAL NOTE:

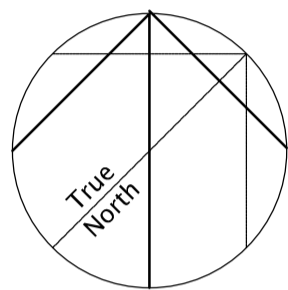
1. REPAIR GWB ADJACENT TO DEMOLISHED WALLS AND MAKE GOOD.
2. CUT, PATCH, AND REPAIR CEILING TO ACCOMMODATE NEW DIFFUSERS AND GRILLS. COORDINATE WITH MECH CONTRACTOR FOR LOCATIONS AND DIMENSIONS.
3. ALL CEILING IN CORRIDOR, VESTIBULE, BEDROOM, LIVING ROOM AND KITCHEN TO BE CLEANED, DRY AND REPAINT.

### EXISTING CEILING CONDITIONS:

GROUND FLOOR – GWB  
SECOND FLOOR – HOLLOW CORE CONCRETE




**DIALOG**<sup>TM</sup>

stamp



05		
04		
03		
02		
01	ISSUED FOR BID	2018-04-02
revision		date

Do not scale drawings.  
Verify all dimensions and conditions on site and  
immediately notify the Department Representative of all  
discrepancies.

	A	Detail No.
	B	No. du détail
	C	drawing no. – where detail required dessin no. – où détail exigé
		drawing no. – where detailed dessin no. – où détaillé

project title  
titre du projet  
GRAVENHURST,  
CORRECTIONAL SERVICE CANADA  
BEAVER CREEK INSTITUTION – MEDIUM  
2000 BEAVER CREEK DRIVE

BLD'G H: KITCHENS AND  
WASHROOMS RENOVATIONS

drawing title  
titre du dessin  
**REFLECTED CEILING PLAN  
GROUND FLOOR  
BARRIER-FREE RANGE C&D**

drawn by  
dessiné par  
JSB

designed by  
conçue par  
BW

approved by  
approuvé par  
RN

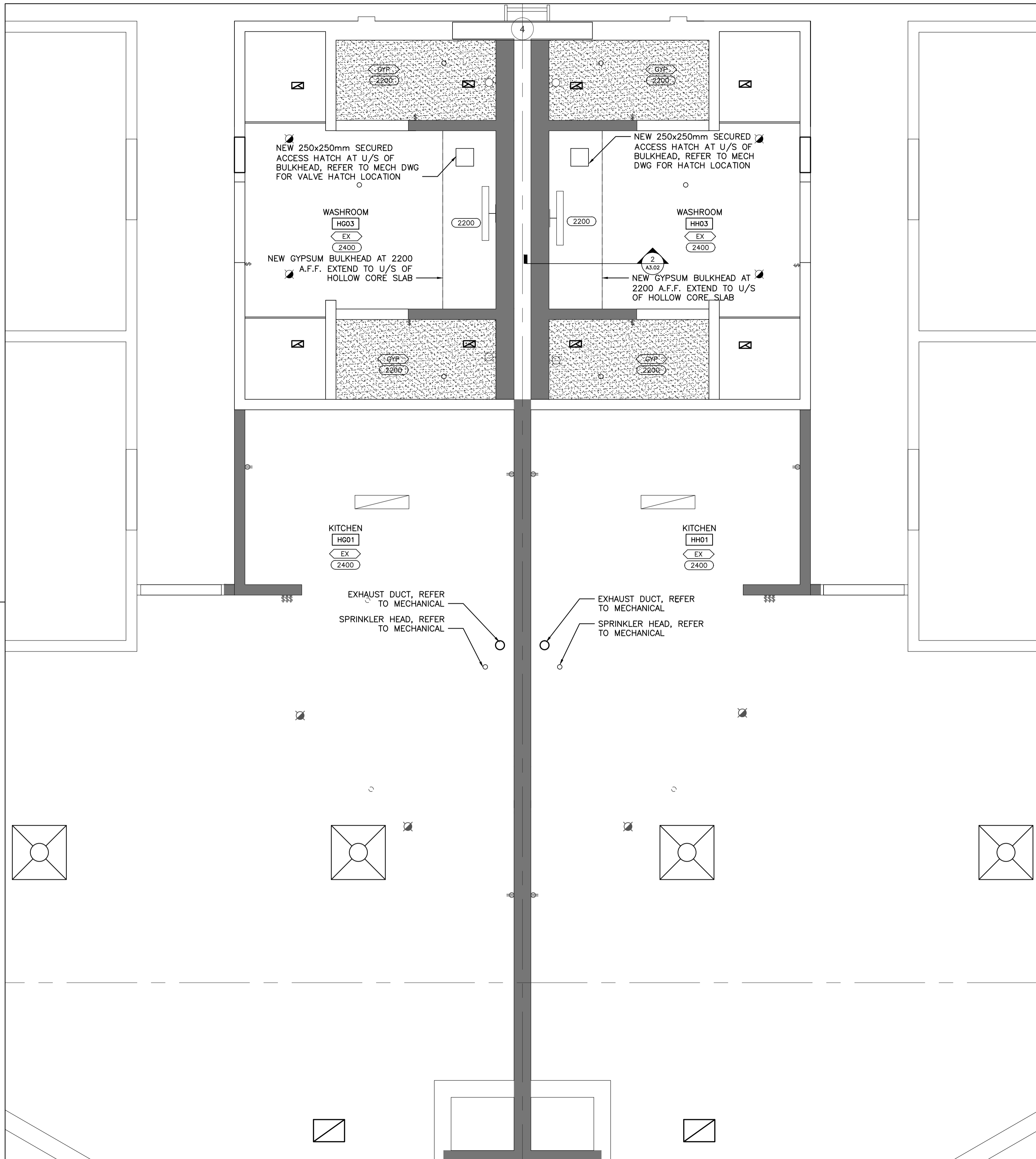
bid  
soumission  
JA

project manager  
administrateur  
de projets

project date  
date du projet  
2018-04-02

project no.  
no. du projet  
R.073615.001

drawing no.  
dessiné no.  
A3.01A



**1** TYPICAL SECOND FLOOR REFLECTED CEILING PLAN  
A3.02 SCALE: 1:25

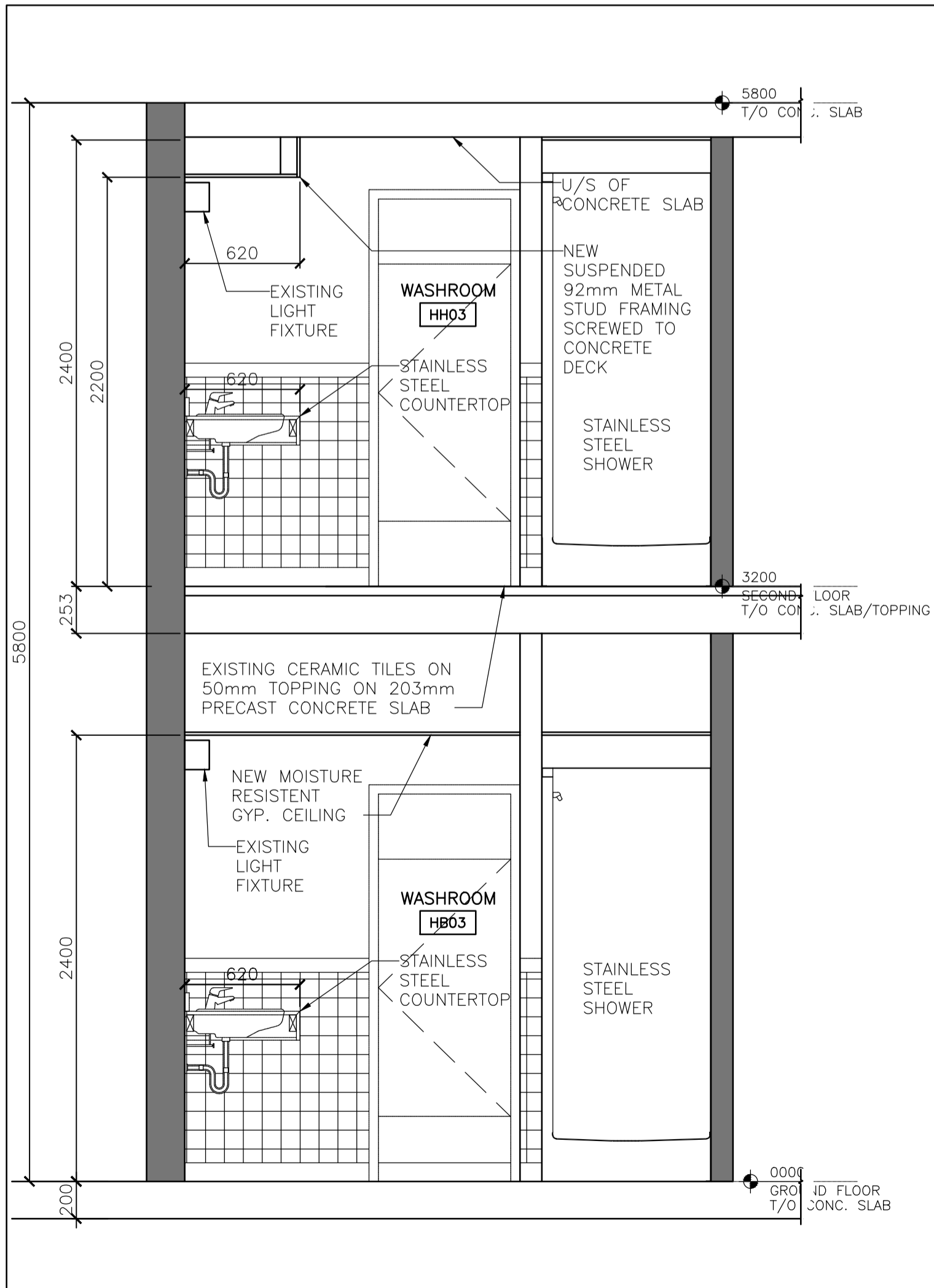
**RCP NOTES**

GENERAL NOTE:


- REPAIR GWB ADJACENT TO DEMOLISHED WALLS AND MAKE GOOD.
- CUT, PATCH, AND REPAIR CEILING TO ACCOMMODATE NEW DIFFUSERS AND GRILLS. COORDINATE WITH MECH CONTRACTOR FOR LOCATIONS AND DIMENSIONS.
- ALL CEILING IN CORRIDOR, VESTIBULE, BEDROOM, LIVING ROOM AND KITCHEN TO BE CLEANED, DRY AND REPAINT.

EXISTING CEILING CONDITIONS:

GROUND FLOOR – GWB  
SECOND FLOOR – HOLLOW CORE CONCRETE




**2** WASHROOM SECTION  
A3.02 SCALE: 1:25




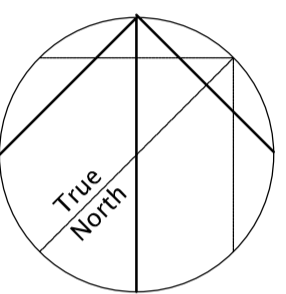
Public Works and  
Government Services Canada  
Architectural and Engineering Services  
Ontario Region

Travaux publics et  
Services gouvernementaux Canada  
Services d'architecture et de génie  
Région de l'Ontario




stamp





05		
04		
03		
02		
01	ISSUED FOR BID	2018-04-02
revision		date

Do not scale drawings.  
Verify all dimensions and conditions on site and immediately notify the Department Representative of all discrepancies.



A Detail No.  
No. du détail  
B drawing no. – where detail required  
dessin no. – où détail exigé  
C drawing no. – where detailed  
dessin no. – où détaillé

project title  
titre du projet  
GRAVENHURST,  
CORRECTIONAL SERVICE CANADA  
BEAVER CREEK INSTITUTION – MEDIUM  
2000 BEAVER CREEK DRIVE ONTARIO

BLD'G H: KITCHENS AND  
WASHROOMS RENOVATIONS

drawing title  
titre du dessin  
**REFLECTED CEILING PLAN  
SECOND FLOOR AND SECTION**

drawn by dessiné par	JSB	
designed by conçu par	BW	
approved by approuvé par	RN	
bid soumission	JA	project manager administrateur de projets
project date date du projet	2018-04-02	
project no. no. du projet	R.073615.001	
drawing no. dessiné no.	A3.02	



**DIALOG™**

ONTARIO ASSOCIATION  
OF  
ARCHITECTS  
JAMES H. ANDERSON  
LICENCE  
5165

Do not scale drawings.  
Verify all dimensions and conditions on site and immediately notify the Department Representative of all discrepancies.

project title titre du projet	
GRAVENHURST, CORRECTIONAL SERVICE CANADA	ONTARIO
BEAVER CREEK INSTITUTION - MEDIUM	
2000 BEAVER CREEK DRIVE	

drawing title
titre du dessin

## WASHROOM ELEVATIONS

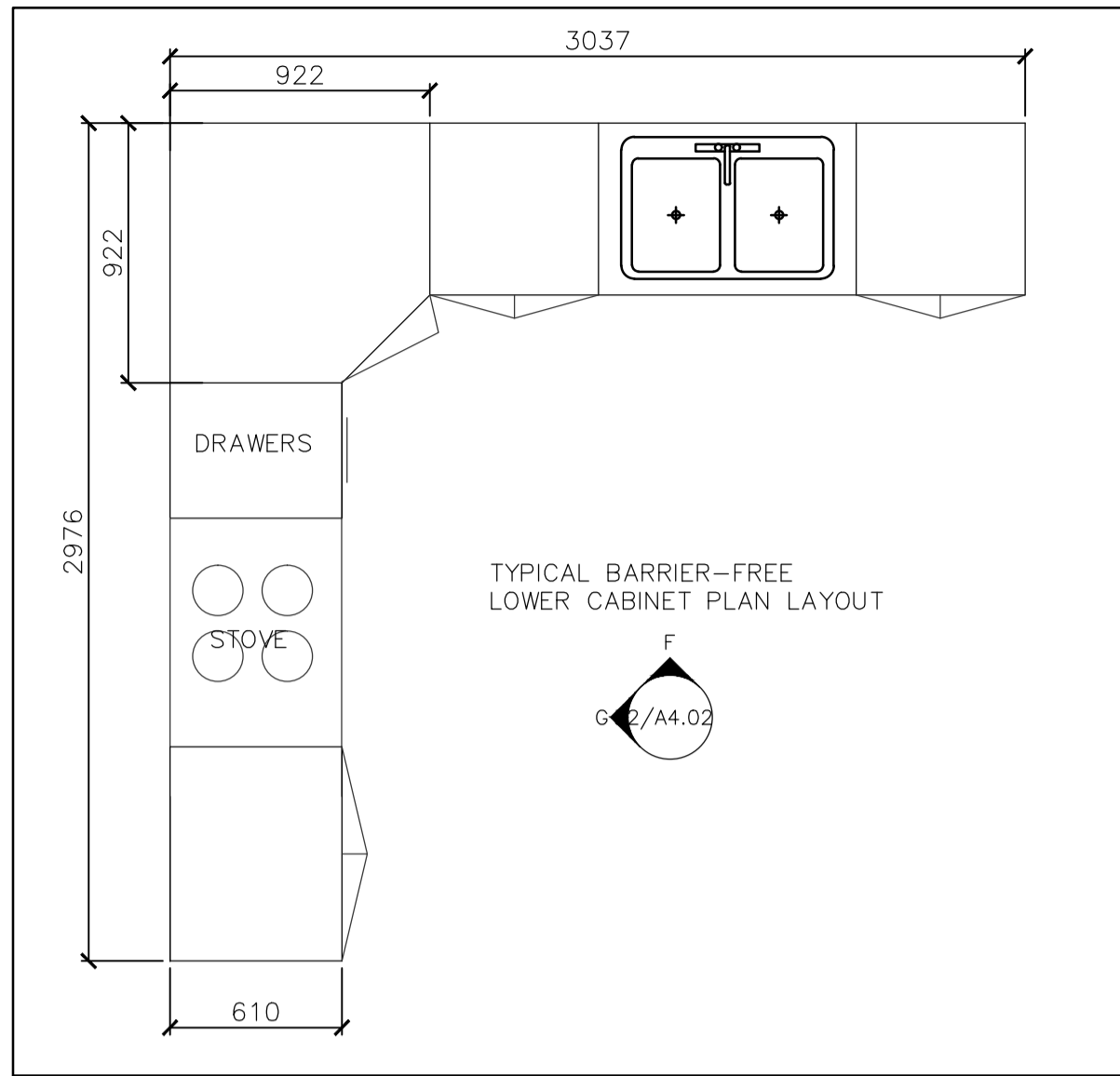
designed by conc par	BW
-------------------------	----

bid	project manager
soumission	administrateur de projets

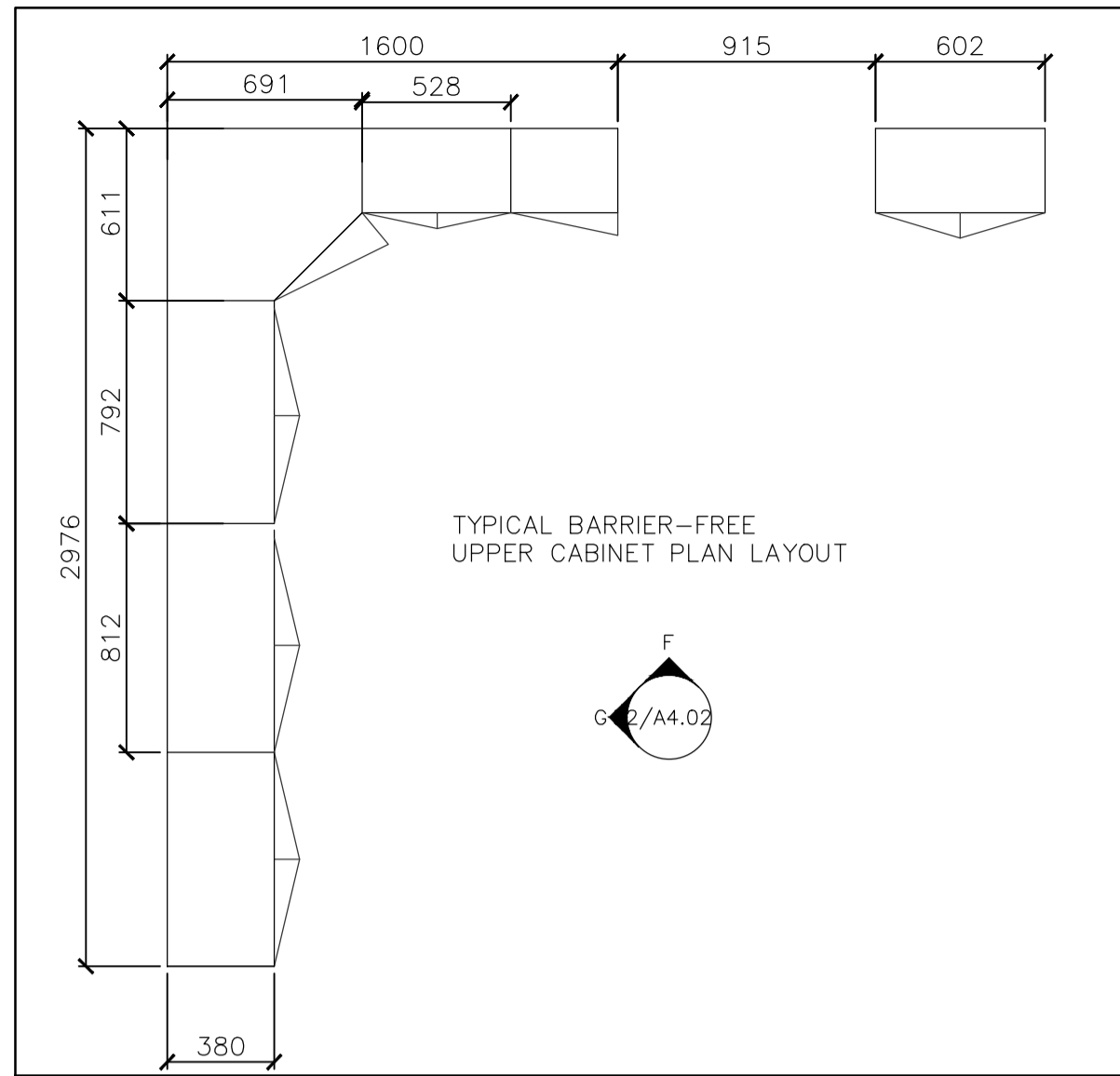
project no. no. du projet	R.073615.001
------------------------------	--------------

drawing no.  
dessine no.

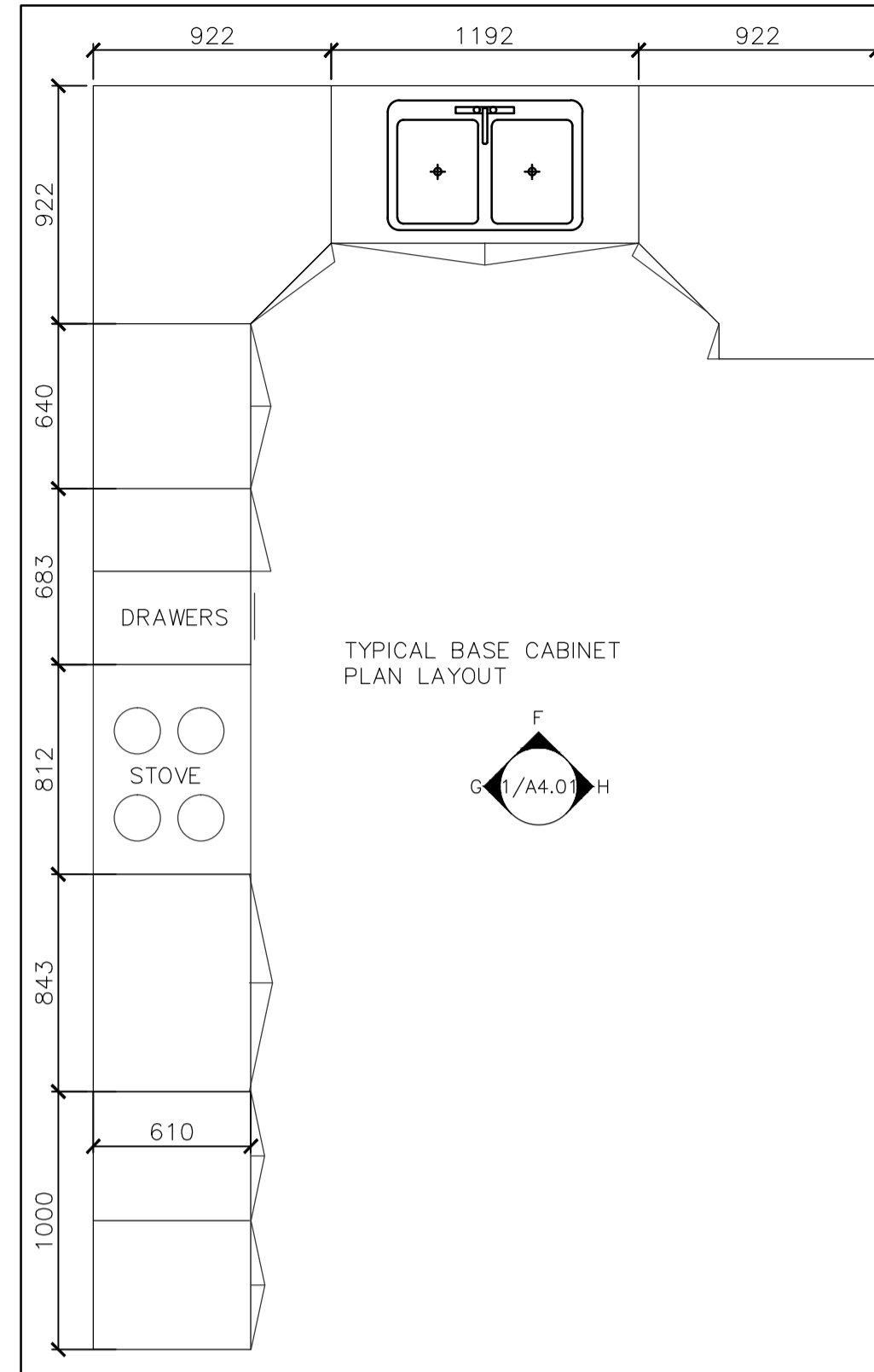
- 1 NEW WASHROOM FIXTURES, MILLWORK, PLUMBING FIXTURES AND ACCESSORIES
- 2 NEW METAL STUO, GWB, AND TILE WAINSCOT UP TO 1200mm ABOVE FINISHED FLOOR TO MATCH ADJACENT WALLS, BASE SHALL BE TILES TO MATCH EXISTING
- 3 REINSTALL STALL STEEL DOOR AND HM FRAME – PROVIDE NEW PAINTED FINISH TO MATCH EXISTING (DOUBLE STUDS AND BRACING AT JAMBS AND HEAD)
- 4 NEW BUILT IN STAINLESS STEEL SHOWER STALL & BASE  
915x915x2235mm
- 5 NEW BARRIER--FREE SHOWER WITH TILED WALLS, GRAB BARS, AND ACCESSORIES
- 6 PREPARE WALL AND REPAINT
- 7 REINSTALL KITCHEN ACCESSORIES
- 8 REINSTALL METAL DOOR, HARDWARE, AND FRAME – PROVIDE NEW PAINTED FINISH TO MATCH EXISTING (DOUBLE STUDS AND BRACING AT JAMBS AND HEAD)
- 9 NEW GWB. PROVIDE PAINT FINISH ON ENTIRE WALL TO MATCH ADJACENT FINISHES
- 10 NEW KITCHEN COUNTERTOPS, SINKS AND PLUMBING FIXTURES, UPPER & LOWER CABINETS, FULL HEIGHT CABINETS, ISLAND WITH LOWER CABINETS
- 11 EXISTING KITCHEN APPLIANCES TO REMAIN
- 12 REINSTALL WASHROOM FIXTURES AND ACCESSORIES SAVED IN DEMOLITION
- 13 NEW RANGEHOOD
- 14 NEW STAINLESS STEEL COUNTER TOP
- 15 NEW SECURITY MIRROR 438x286mm



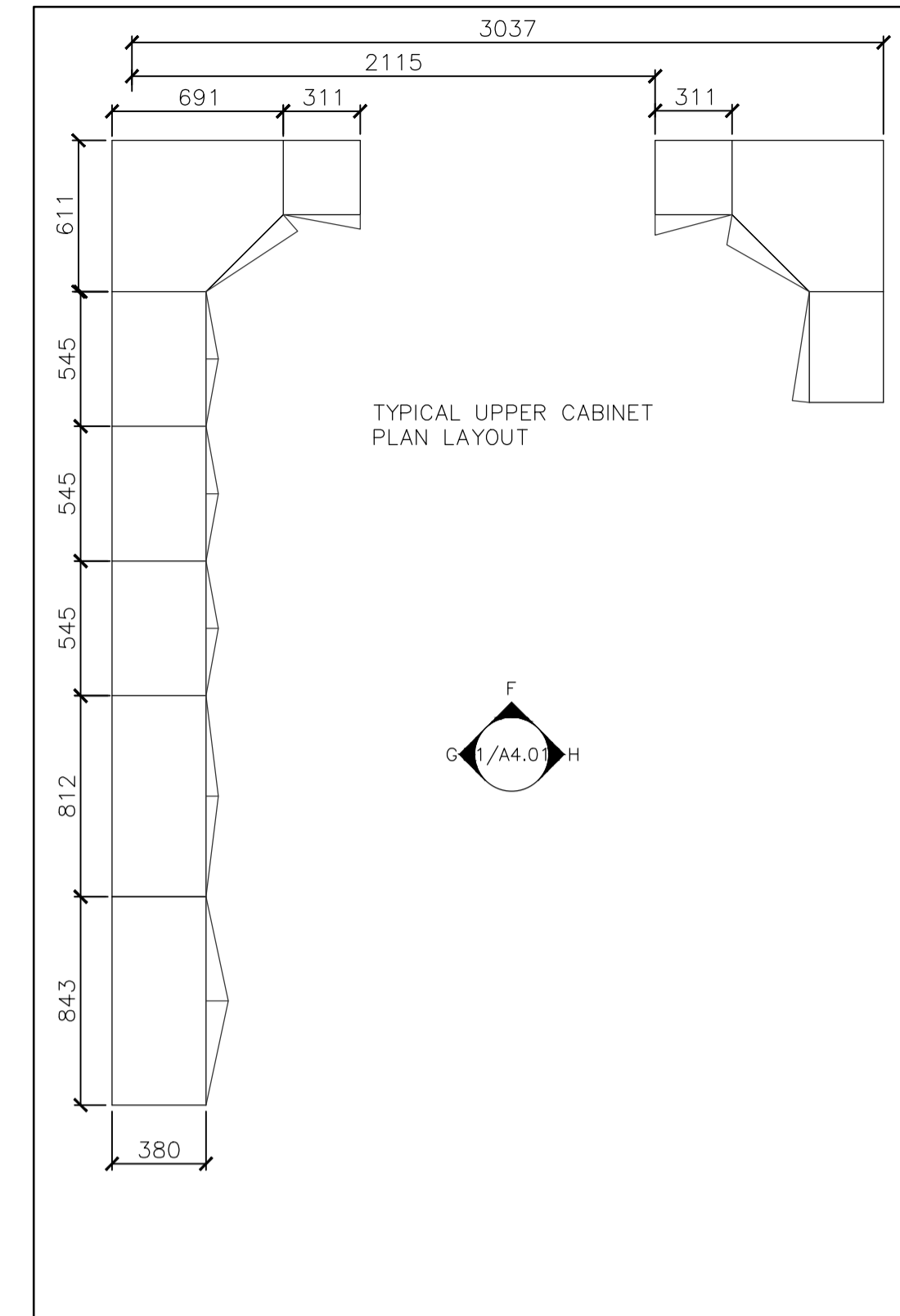
**4 TYPICAL BF LOWER CABINET LAYOUT**  
A4.02 SCALE: 1:25



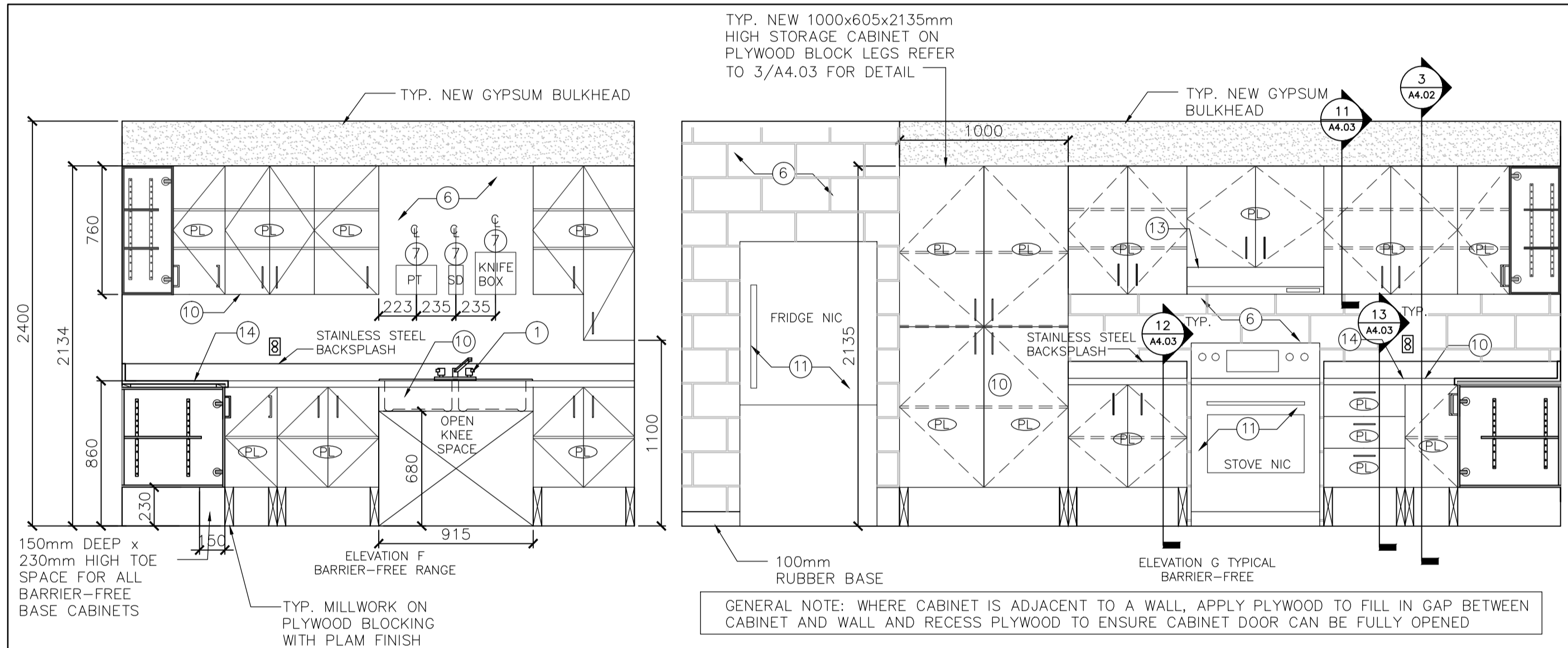
**5 TYPICAL BF UPPER CABINET LAYOUT**  
A4.02 SCALE: 1:25



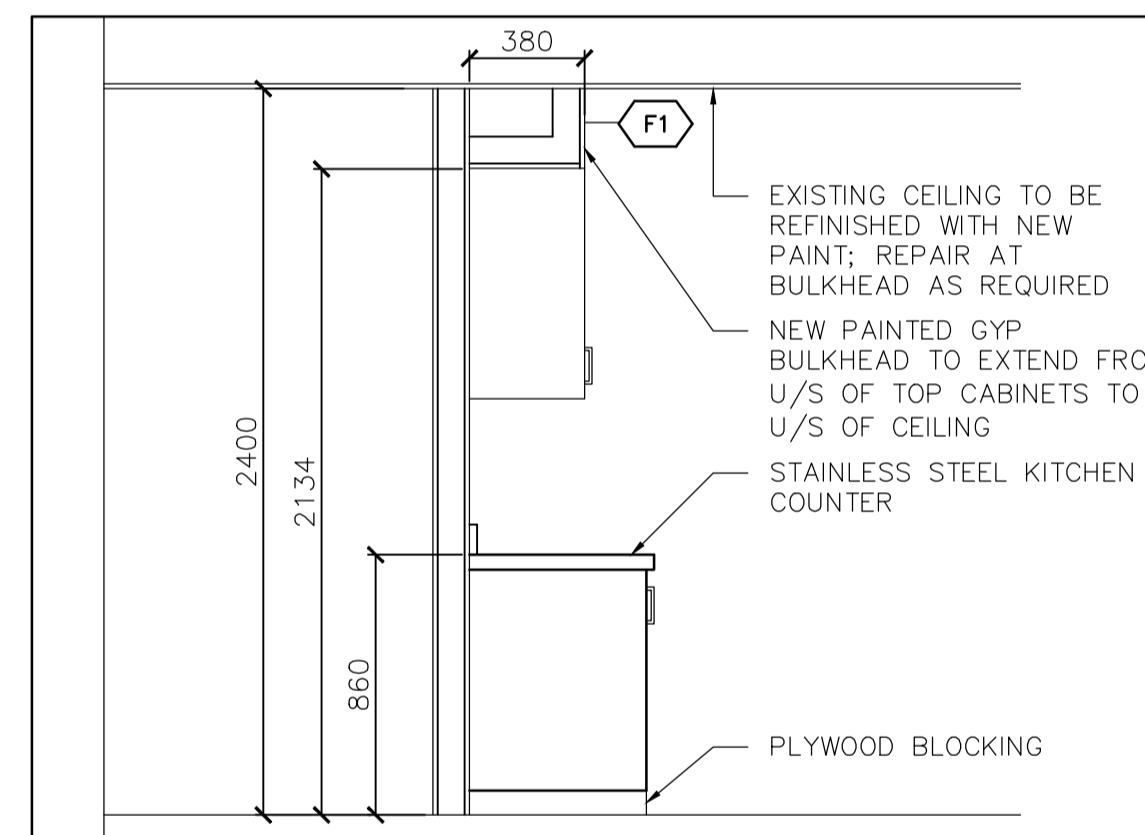
**6 TYPICAL LOWER CABINET LAYOUT**  
A4.02 SCALE: 1:25



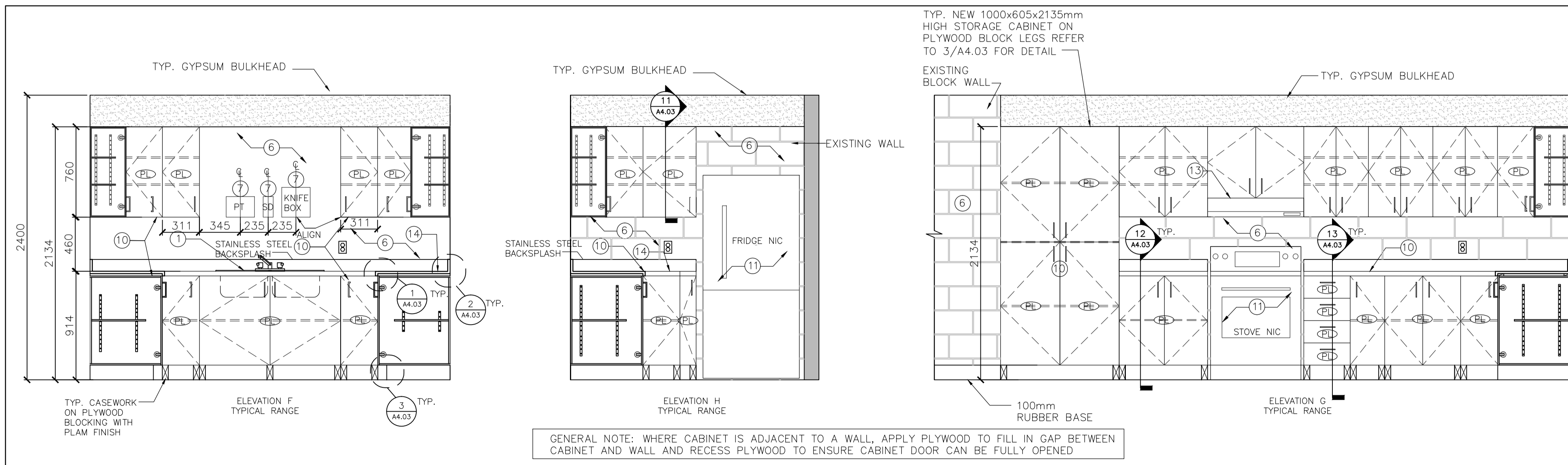
**7 TYPICAL UPPER CABINET LAYOUT**  
A4.02 SCALE: 1:25



**2 TYPICAL BARRIER-FREE RANGE MILLWORK ELEVATIONS**  
A4.02 SCALE: 1:25



**3 TYPICAL BF RANGE MILLWORK SECTION**  
A4.02 SCALE: 1:25



**1 TYPICAL RANGE MILLWORK ELEVATIONS NEW WORK**  
A4.01 SCALE: 1:25

#### NEW WORK NOTES

- NEW WASHROOM FIXTURES, MILLWORK, PLUMBING FIXTURES AND ACCESSORIES
- NEW METAL STUD, GWB, AND TILE WAINSCOT UP TO 1200mm ABOVE FINISHED FLOOR TO MATCH ADJACENT WALLS, BASE SHALL BE TILES TO MATCH EXISTING
- REINSTALL STALL STEEL DOOR AND HM FRAME - PROVIDE NEW PAINTED FINISH TO MATCH EXISTING (DOUBLE STUDS AND BRACING AT JAMBS AND HEAD)
- NEW BUILT IN STAINLESS STEEL SHOWER STALL & BASE 915x915x2235mm
- NEW BARRIER-FREE SHOWER WITH TILED WALLS, GRAB BARS, AND ACCESSORIES
- PREPARE WALL AND REPAINT
- REINSTALL KITCHEN ACCESSORIES
- REINSTALL METAL DOOR, HARDWARE, AND FRAME - PROVIDE NEW PAINTED FINISH TO MATCH EXISTING (DOUBLE STUDS AND BRACING AT JAMBS AND HEAD)
- NEW GWB. PROVIDE PAINT FINISH ON ENTIRE WALL TO MATCH ADJACENT FINISHES
- NEW KITCHEN COUNTERTOPS, SINKS AND PLUMBING FIXTURES, UPPER & LOWER CABINETS, FULL HEIGHT CABINETS, ISLAND WITH LOWER CABINETS
- EXISTING KITCHEN APPLIANCES TO REMAIN
- REINSTALL WASHROOM FIXTURES AND ACCESSORIES SAVED IN DEMOLITION
- NEW RANGEHOOD
- NEW STAINLESS STEEL COUNTER TOP
- NEW SECURITY MIRROR 438x286mm

stamp



05		
04		
03		
02		
01	ISSUED FOR BID	2018-04-02
revision		date

Do not scale drawings.  
Verify all dimensions and conditions on site and immediately notify the Department Representative of all discrepancies.

A B C	A	Detail No. No. du détail
	B	drawing no. - where detail required dessin no. - où détail exigé
	C	drawing no. - where detailed dessin no. - où détaillé

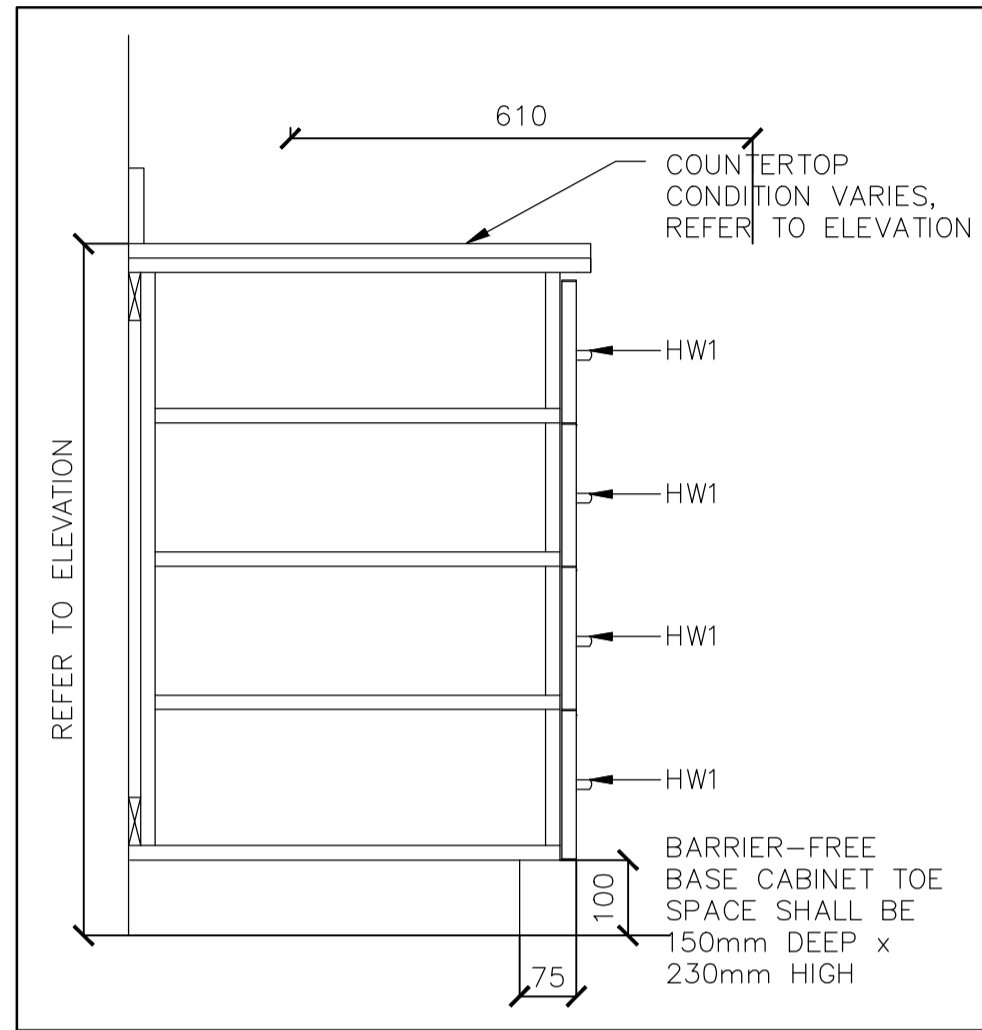
project title  
titre du projet  
GRAVENHURST,  
CORRECTIONAL SERVICE CANADA  
BEAVER CREEK INSTITUTION - MEDIUM  
2000 BEAVER CREEK DRIVE

BLD'G H: KITCHENS AND  
WASHROOMS RENOVATIONS

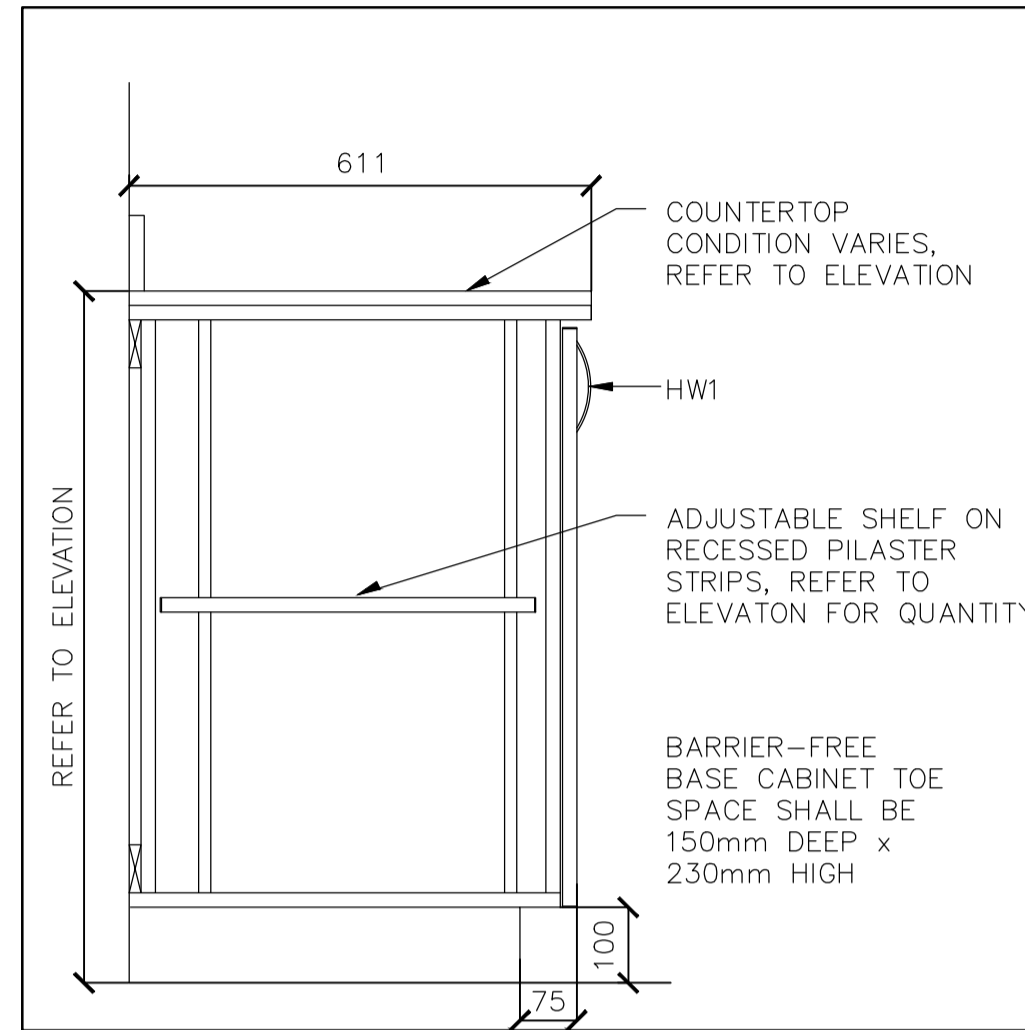
drawing title  
titre du dessin

#### MILLWORK ELEVATIONS

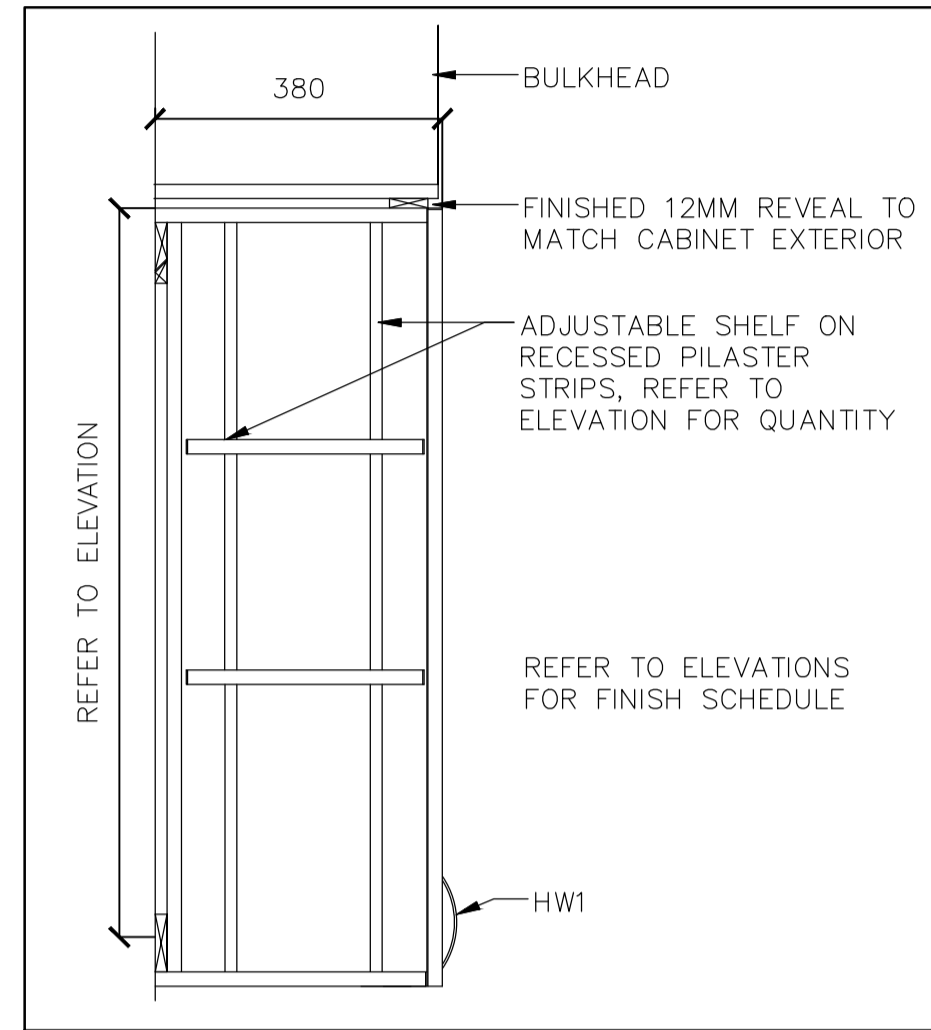
drawn by dessiné par	JSB	
designed by conçu par	BW	
approved by approuvé par	RN	
bid soumission	JA	project manager administrateur de projets
project date date du projet	2018-04-02	
project no. no. du projet	R.073615.001	
drawing no. dessiné no.	A4.02	



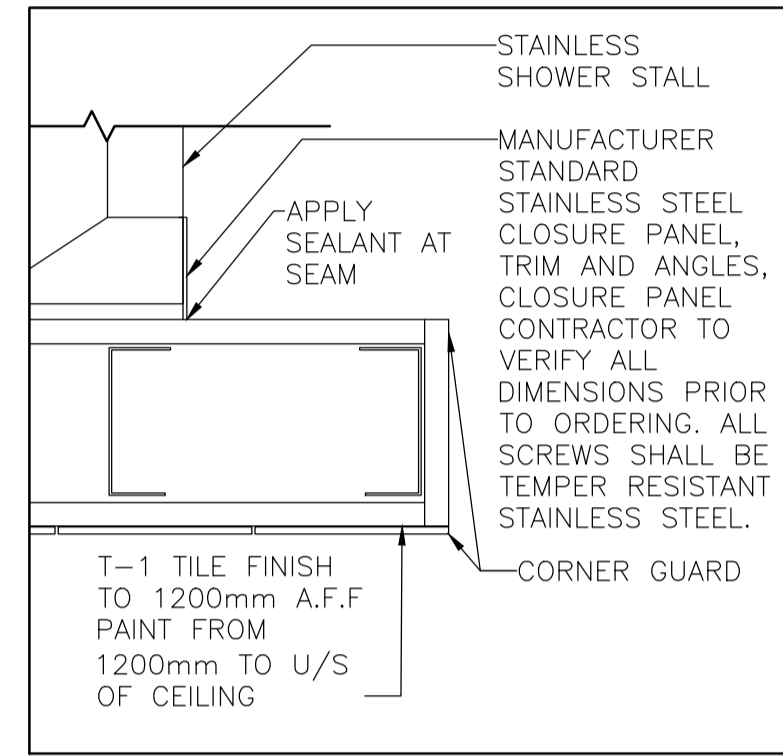
13 4-DRAWER BASE CABINET  
A4.03 SCALE: 1:10



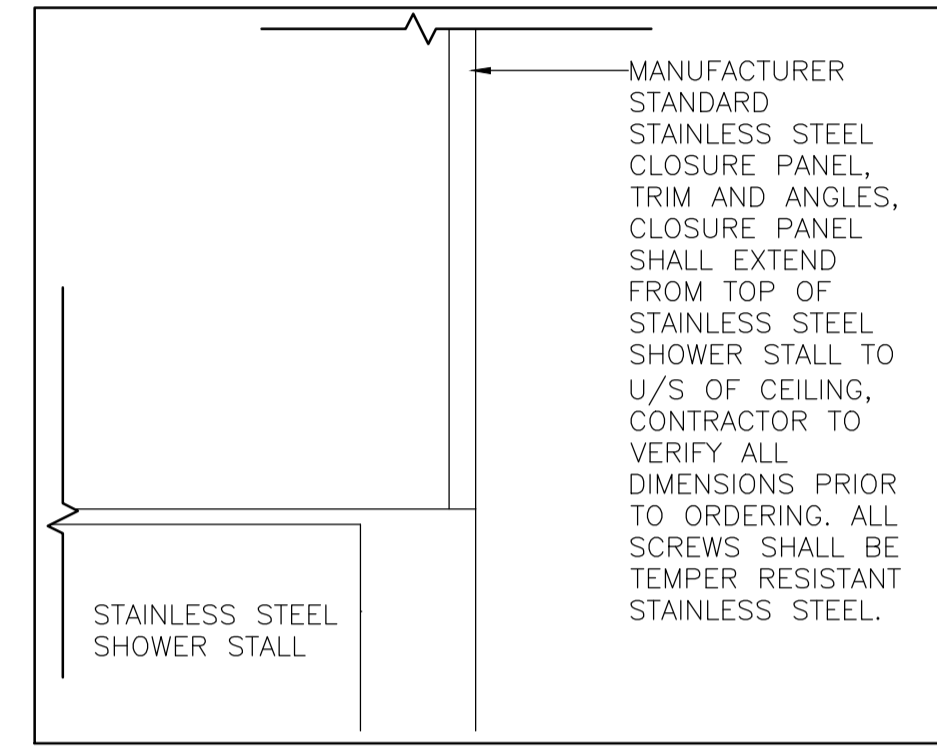
12 TYPICAL BASE CABINET  
A4.03 SCALE: 1:10



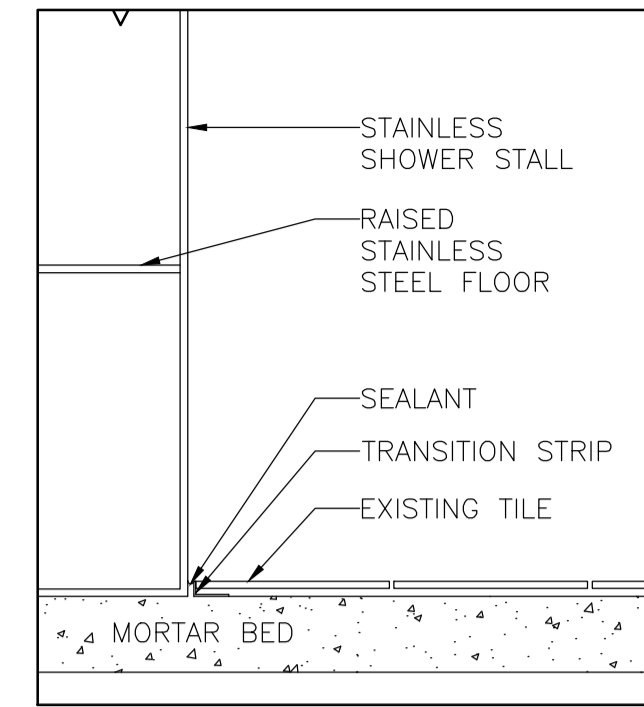
11 TYPICAL UPPER CABINET  
A4.03 SCALE: 1:10



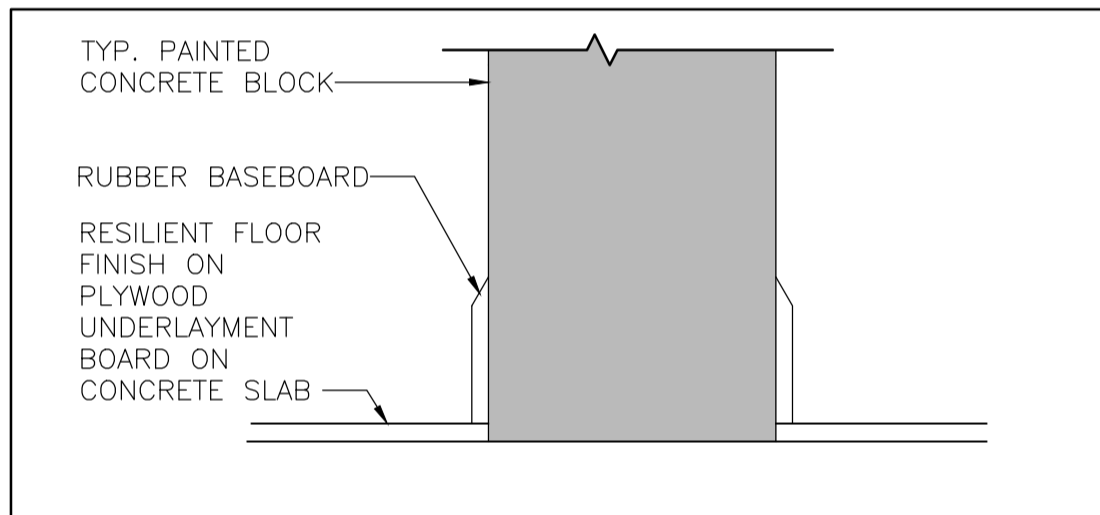
9 PLAN VIEW STAINLESS SHOWER AT WALL  
A4.03 SCALE: 1:5



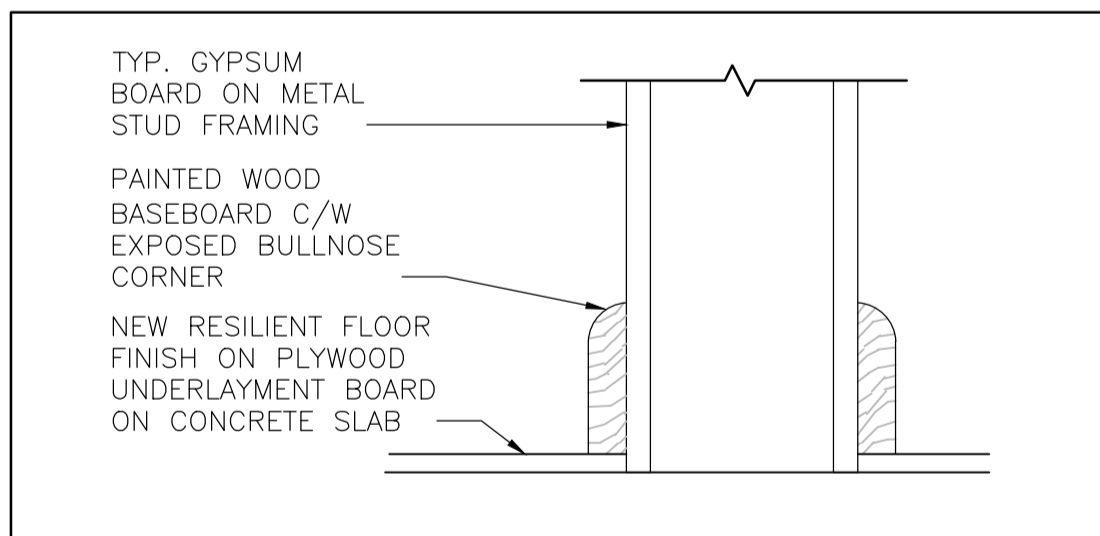
8 SECTION VIEW SS SHOWER STALL AT BULKHEAD  
A4.03 SCALE: 1:5



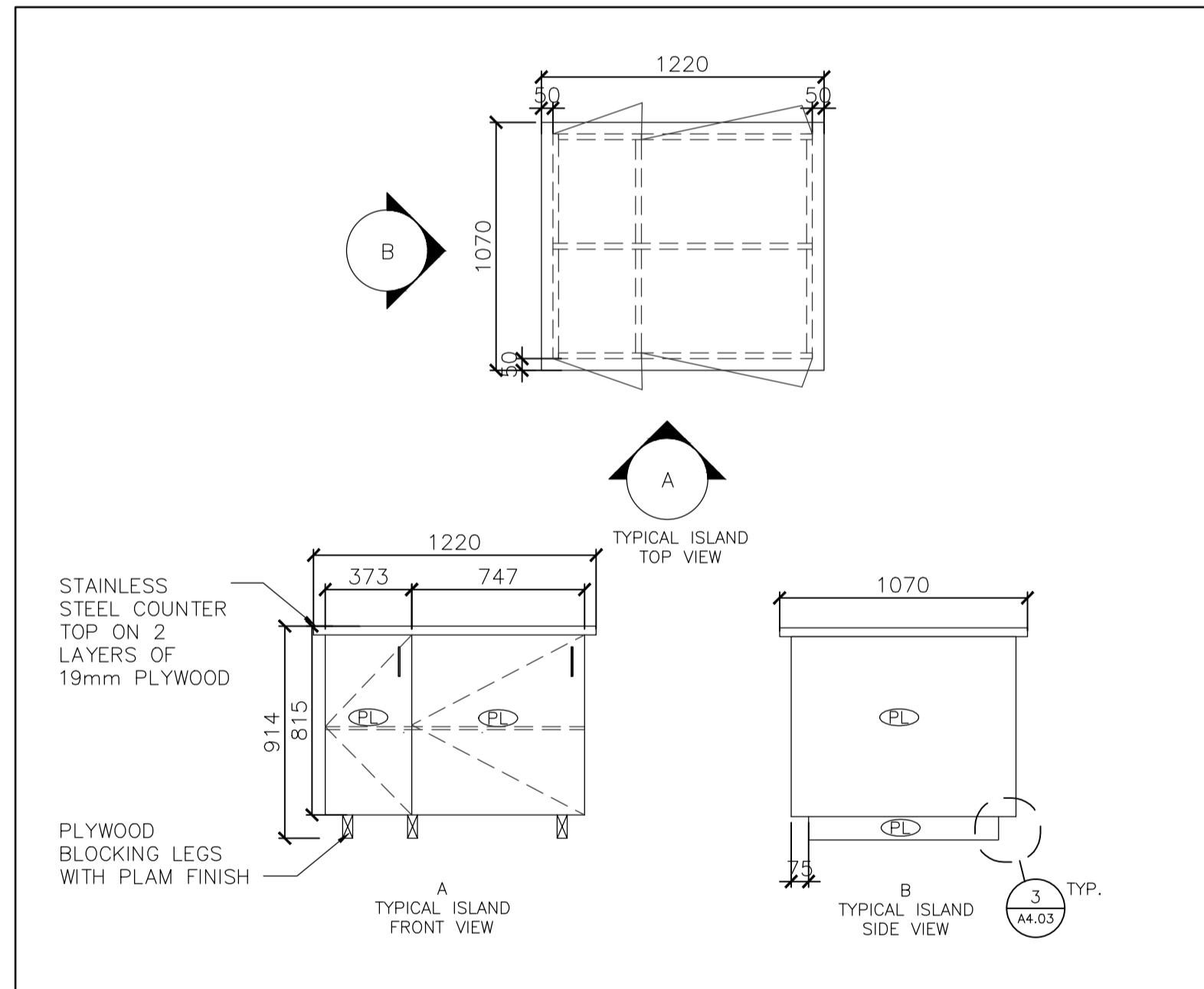
10 FLOOR TILE @ SHOWER  
A4.03 SCALE: 1:5



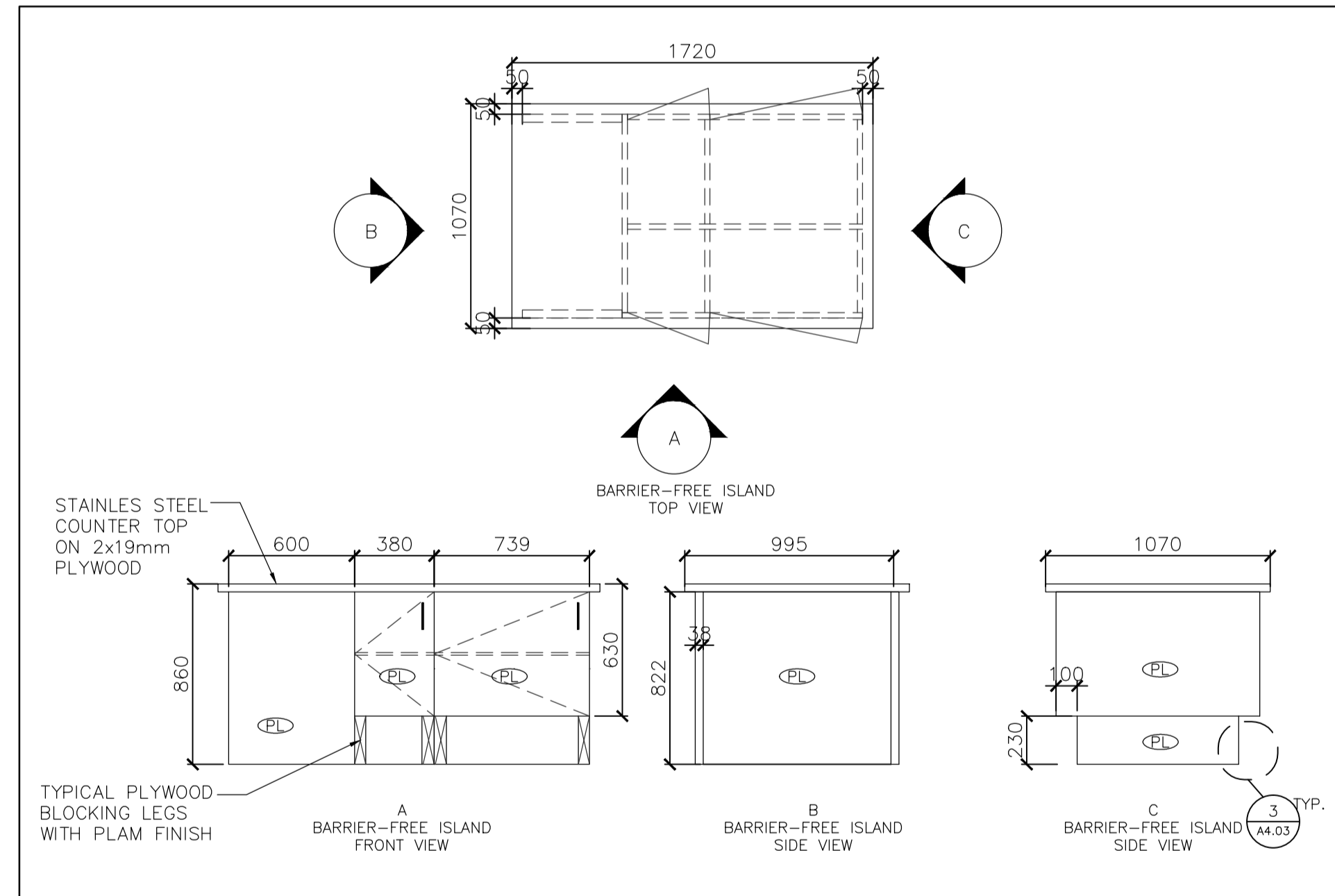
7 RUBBER BASEBOARD DETAIL  
A4.03 SCALE: 1:5



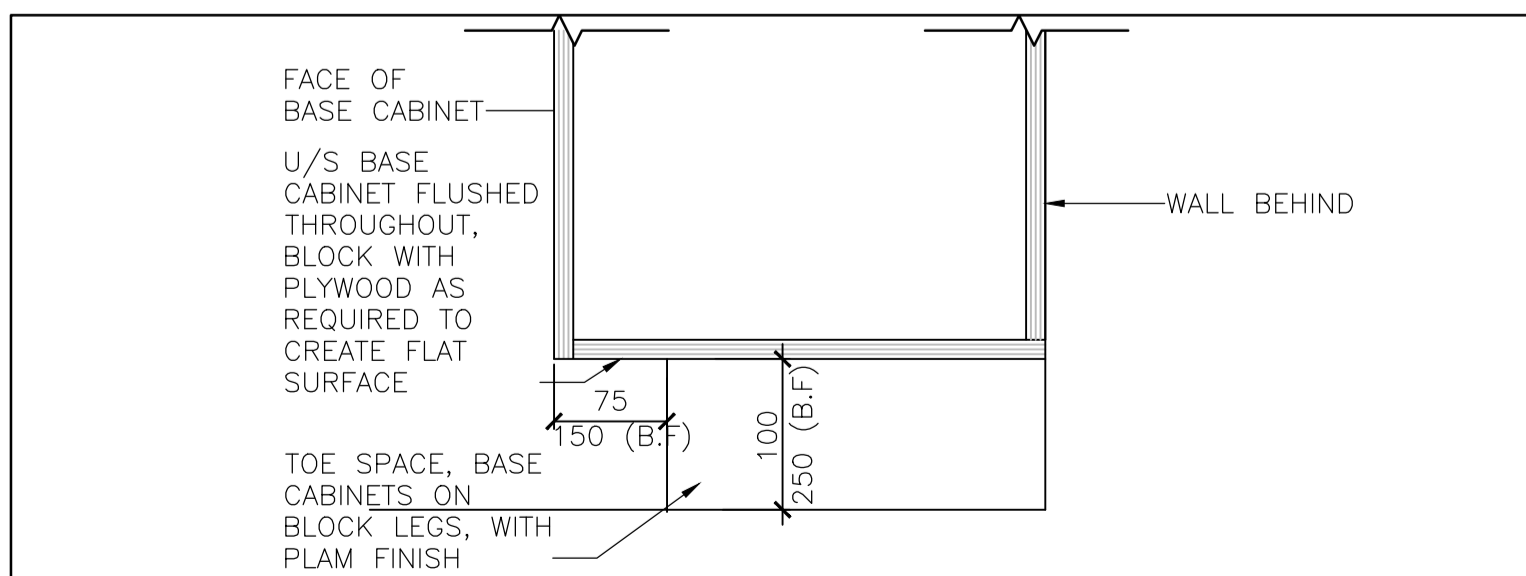
6 WOOD BASEBOARD DETAIL  
A4.03 SCALE: 1:5



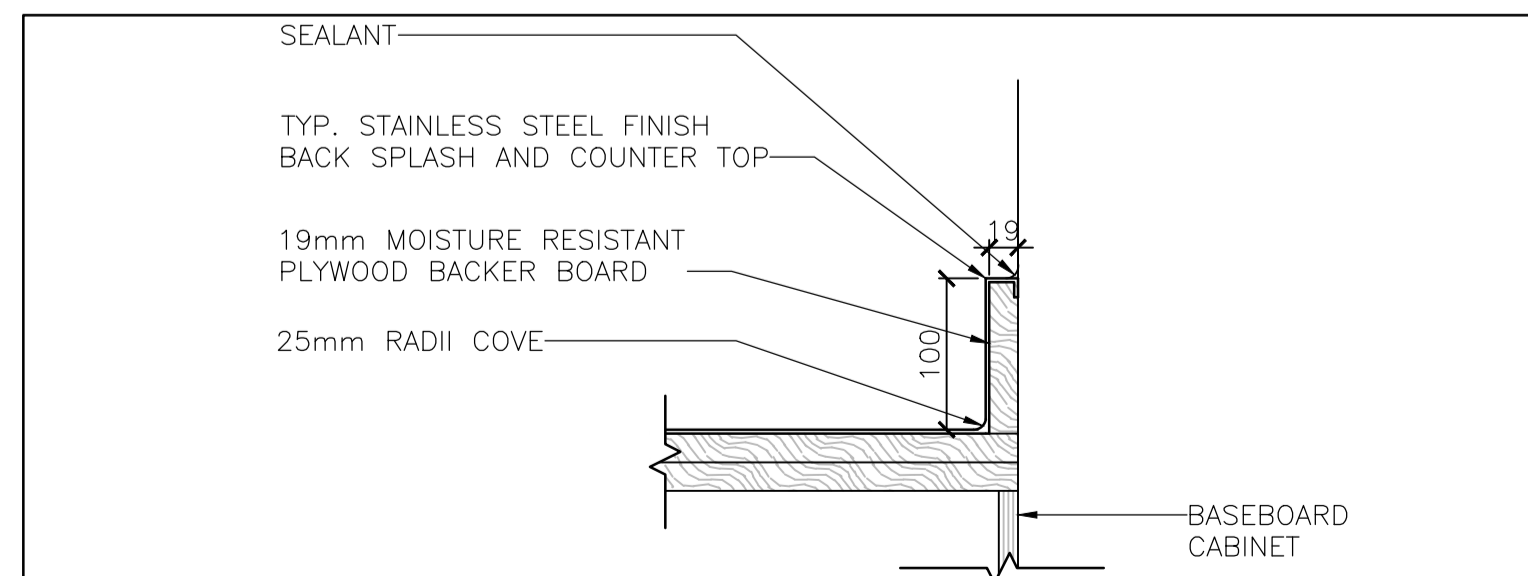
5 TYPICAL ISLAND WITH CABINETS  
A4.03 SCALE: 1:5



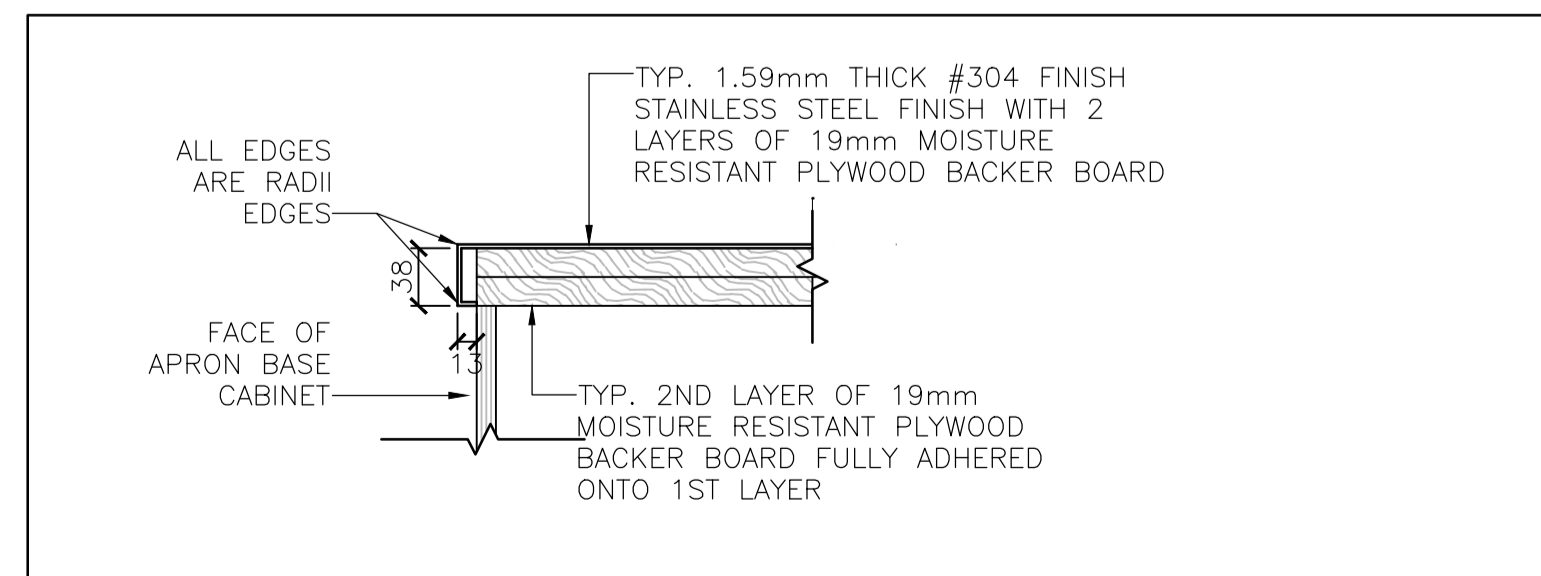
4 BARRIER-FREE ISLAND WITH CABINETS  
A4.03 SCALE: 1:5



3 CABINET WOOD BLOCKING LEGS  
A4.03 SCALE: 1:5



2 STAINLESS STEEL BACKSPASH DETAIL  
A4.03 SCALE: 1:5



1 STAINLESS STEEL COUNTERTOP DETAIL  
A4.03 SCALE: 1:5

05		
04		
03		
02		
01	ISSUED FOR BID	2018-04-02
revision		date

Do not scale drawings.  
Verify all dimensions and conditions on site and  
immediately notify the Department Representative of all  
discrepancies.

A	Detail No. No. du détail
B	drawing no. - where detail required dessin no. - où détail exigé
C	drawing no. - where detailed dessin no. - où détaillé

project title  
titre du projet  
GRAVENHURST,  
CORRECTIONAL SERVICE CANADA  
BEAVER CREEK INSTITUTION - MEDIUM  
2000 BEAVER CREEK DRIVE

BLD'G H: KITCHENS AND  
WASHROOMS RENOVATIONS

drawing title  
titre du dessin

MILLWORK AND DETAILS

drawn by  
dessiné par JSB

designed by  
conc par BW

approved by  
approuvé par RN

bid  
soumission JA project manager  
administrateur de projets

project date  
date du projet 2018-04-02

project no.  
no. du projet R.073615.001

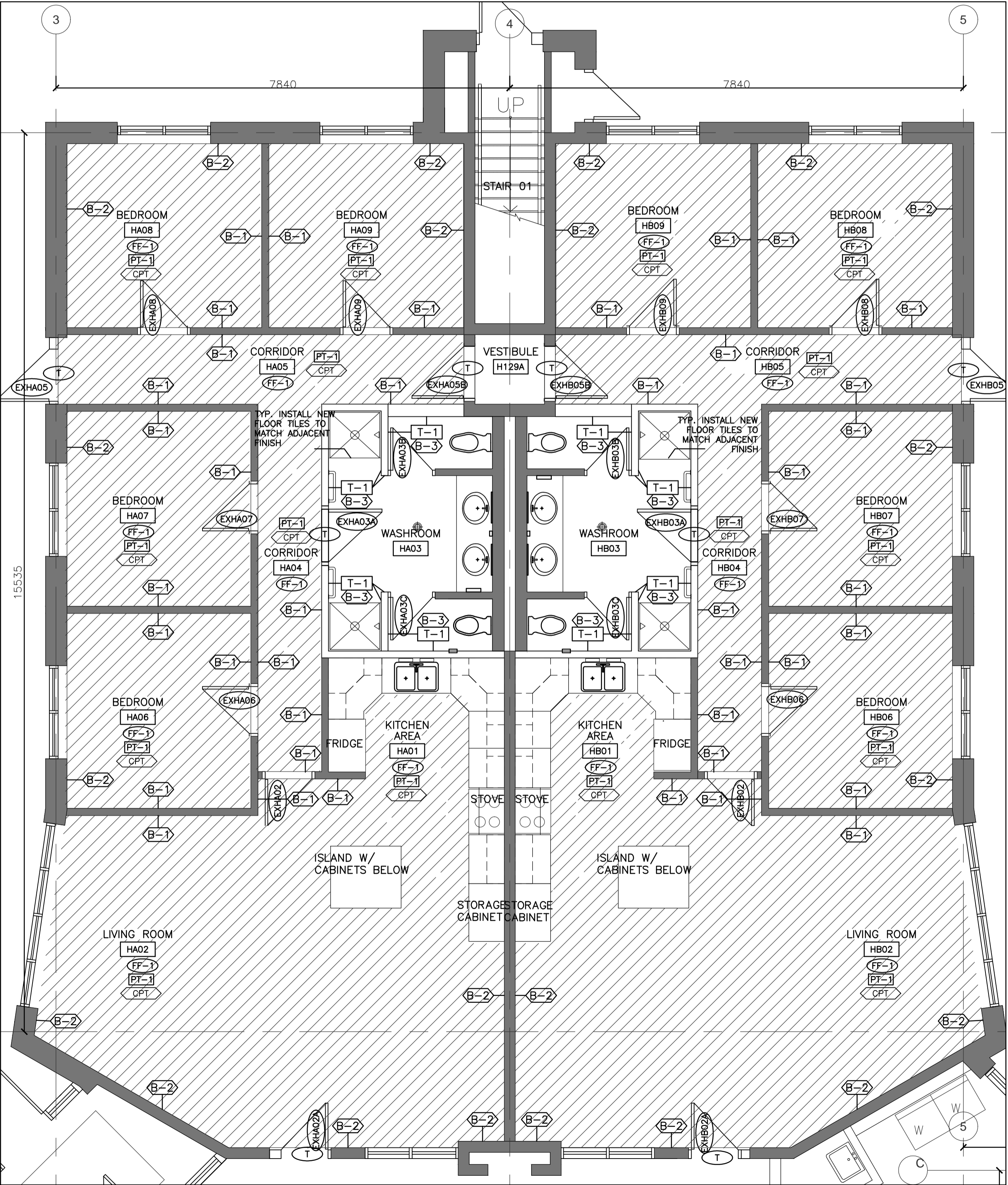
drawing no.  
dessiné no. A4.03

WALL FINISH SCHEDULE	
PT-1	PAIN 1: ALL WALLS TO BE PAINTED UNLESS NOTED OTHERWISE, COLOURS TO BE SELECTED BY THE DEPARTMENTAL REPRESENTATIVE
T-1	TILE 1: TILE UP TO 1200mm A.F.F. TO MATCH EXISTING
T-2	TILE 2: TO BE SELECTED BY THE DEPARTMENTAL REPRESENTATIVE
NOTE: CONTRACTORS SHALL SUBMIT WIDE RANGE OF SAMPLES FOR SELECTION BY THE DEPARTMENTAL REPRESENTATIVE.	

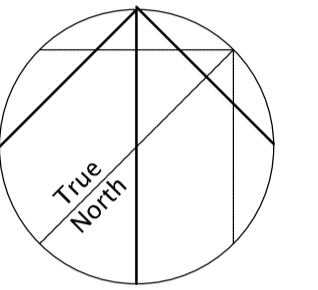
WALL SCHEDULE	
B-1	NEW 100mm WOOD BASE CAULK AT ALL TOP AND BOTTOM JOINTS
B-2	NEW 100mm RUBBER BASE
B-3	NEW COVE TILE BASE TO MATCH EXISTING CAULK AT ALL TOP AND BOTTOM JOINTS
B-4	NEW 100mm COVE TILE BASE AT BARRIER-FREE SHOWERS

FLOOR FINISH SCHEDULE	
FF-1	NEW RESILIENT SHEET FLOORING ON 12mm PLYWOOD UNDERLAYMENT ON EXISTING CONCRETE SLAB
FF-2	NEW 100x100mm FLOOR TILE COLOUR TO BE SELECTED BY DEPARTMENTAL REPRESENTATIVE
T	NEW TRANSITION STRIP
NOTE: CONTRACTORS SHALL SUBMIT WIDE RANGE OF SAMPLES FOR SELECTION BY THE DEPARTMENTAL REPRESENTATIVE.	

FINISHES GENERAL NOTE	
1. ALL EXISTING DOORS AND FRAME TO BE PAINTED ON BOTH SIDES. PAINT COLOUR TO BE SELECTED BY DEPARTMENTAL REPRESENTATIVE. CONTRACTORS SHALL SUBMIT WIDE RANGE OF SAMPLES FOR SELECTION. ALL SIGNAGE ON DOORS TO BE REMOVED AND REINSTALLED AFTER PAINTING	



1 FLOOR FINISH TYPICAL RANGE A,B,E,F,G,H,J,K,L,M  
A8.01 SCALE: 1:50



05		
04		
03		
02		
01	ISSUED FOR BID	2018-04-02
revision		date

Do not scale drawings.  
Verify all dimensions and conditions on site and immediately notify the Department Representative of all discrepancies.

A	Detail No.
B	No. du détail
C	drawing no. - where detail required dessin no. - où détail exigé
C	drawing no. - where detailed dessin no. - où détaillé

project title  
titre du projet  
GRAVENHURST,  
CORRECTIONAL SERVICE CANADA  
BEAVER CREEK INSTITUTION - MEDIUM  
2000 BEAVER CREEK DRIVE

BLD'G H: KITCHENS AND  
WASHROOMS RENOVATIONS

drawing title  
titre du dessin

FINISHES  
TYPICAL RANGE  
A,B,E,F,G,H,J,K,L,M

drawn by  
dessiné par JSB

designed by  
conc par BW

approved by  
approuvé par RN

bid  
soumission JA project manager  
administrateur de projets

project date  
date du projet 2018-04-02

project no.  
no. du projet R.073615.001

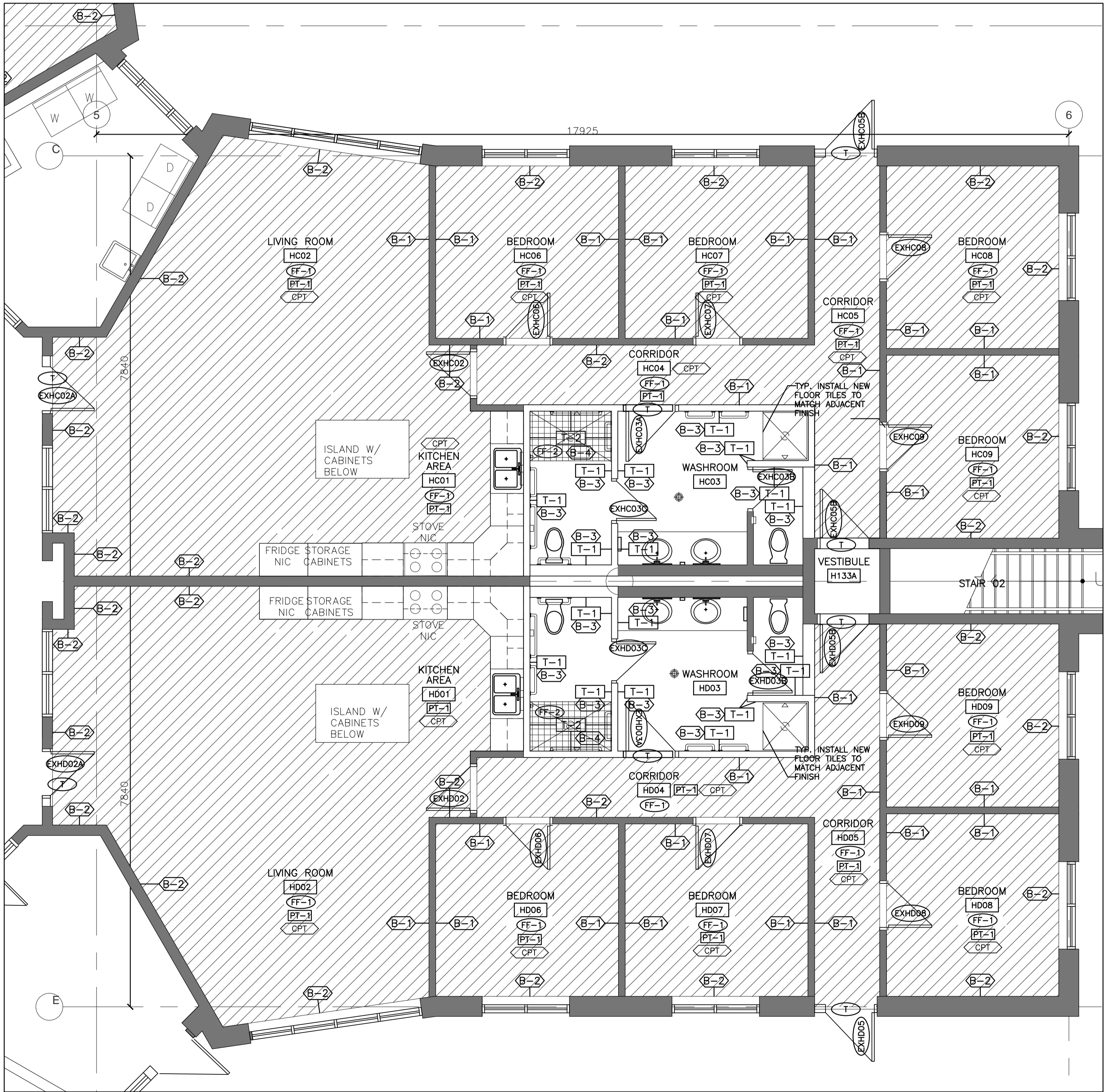
drawing no.  
dessiné par A8.01

WALL FINISH SCHEDULE	
<b>PT-1</b>	PAINT 1: ALL WALLS TO BE PAINTED UNLESS NOTED OTHERWISE, COLOURS TO BE SELECTED BY THE DEPARTMENTAL REPRESENTATIVE.
<b>T-1</b>	TILE 1: TILE UP TO 1200mm A.F.F. TO MATCH EXISTING
<b>T-2</b>	TILE 2: TO BE SELECTED BY THE DEPARTMENTAL REPRESENTATIVE
NOTE: CONTRACTORS SHALL SUBMIT WIDE RANGE OF SAMPLES FOR SELECTION BY THE DEPARTMENTAL REPRESENTATIVE.	



WALL SCHEDULE	
<b>B-1</b>	NEW 100mm WOOD BASE CAULK AT ALL TOP AND BOTTOM JOINTS
<b>B-2</b>	NEW 100mm RUBBER BASE
<b>B-3</b>	NEW COVE TILE BASE TO MATCH EXISTING CAULK AT ALL TOP AND BOTTOM JOINTS
<b>B-4</b>	NEW 100mm COVE TILE BASE AT BARRIER-FREE SHOWERS

FLOOR FINISH SCHEDULE	
<b>FF-1</b>	NEW RESILIENT SHEET FLOORING ON 12mm PLYWOOD UNDERLAYMENT ON EXISTING CONCRETE SLAB
<b>FF-2</b>	NEW 100x100mm FLOOR TILE COLOUR TO BE SELECTED BY DEPARTMENTAL REPRESENTATIVE
<b>T</b>	NEW TRANSITION STRIP
NOTE: CONTRACTORS SHALL SUBMIT WIDE RANGE OF SAMPLES FOR SELECTION BY THE DEPARTMENTAL REPRESENTATIVE.	

FINISHES GENERAL NOTE	
1.	ALL EXISTING DOORS AND FRAME TO BE PAINTED ON BOTH SIDES. PAINT COLOUR TO BE SELECTED BY DEPARTMENTAL REPRESENTATIVE. CONTRACTORS SHALL SUBMIT WIDE RANGE OF SAMPLES FOR SELECTION. ALL SIGNAGE ON DOORS TO BE REMOVED AND REINSTALLED AFTER PAINTING



1 FLOOR FINISH TYPICAL RANGE C & D  
A8.02 SCALE: 1:50



05		
04		
03		
02		
01	ISSUED FOR BID	2018-04-02
revision		date

Do not scale drawings.  
Verify all dimensions and conditions on site and immediately notify the Department Representative of all discrepancies.

<b>A</b>	Detail No. No. du détail
<b>B</b>	drawing no. - where detail required dessin no. - où détail exigé
<b>C</b>	drawing no. - where detailed dessin no. - où détaillé

project title  
titre du projet  
GRAVENHURST,  
CORRECTIONAL SERVICE CANADA  
BEAVER CREEK INSTITUTION - MEDIUM  
2000 BEAVER CREEK DRIVE

BLD'G H: KITCHENS AND  
WASHROOMS RENOVATIONS

drawing title  
titre du dessin

FINISHES  
TYPICAL RANGE  
C & D

drawn by  
dessiné par JSB

designed by  
conc par BW

approved by  
approuvé par RN

bid  
soumission JA project manager  
administrateur de projets

project date  
date du projet 2018-04-02

project no.  
no. du projet R.073615.001

drawing no.  
dessiné no. A8.02