



RETURN BIDS TO:

RETOURNER LES SOUMISSIONS À:

Travaux publics et Services gouvernementaux
Canada

Place Bonaventure, portail Sud-Oue

800, rue de La Gauchetière Ouest

7^e étage, suite 7300

Montréal

Québec

H5A 1L6

FAX pour soumissions: (514) 496-3822

REQUEST FOR PROPOSAL

DEMANDE DE PROPOSITION

**Proposal To: Public Works and Government
Services Canada**

We hereby offer to sell to Her Majesty the Queen in right of Canada, in accordance with the terms and conditions set out herein, referred to herein or attached hereto, the goods, services, and construction listed herein and on any attached sheets at the price(s) set out therefor.

**Proposition aux: Travaux Publics et Services
Gouvernementaux Canada**

Nous offrons par la présente de vendre à Sa Majesté la Reine du chef du Canada, aux conditions énoncées ou incluses par référence dans la présente et aux annexes ci-jointes, les biens, services et construction énumérés ici sur toute feuille ci-annexée, au(x) prix indiqué(s).

Comments - Commentaires

Vendor/Firm Name and Address

Raison sociale et adresse du

fournisseur/de l'entrepreneur

Issuing Office - Bureau de distribution

Travaux publics et Services gouvernementaux Canada

Place Bonaventure, portail Sud-Oue

800, rue de La Gauchetière Ouest

7^e étage, suite 7300

Montréal

Québec

H5A 1L6

Title - Sujet Mobilier - AMA - Cat 1, 2, 5 combin	
Solicitation No. - N° de l'invitation EF245-190593/A	Date 2018-06-18
Client Reference No. - N° de référence du client EF245-190593	
GETS Reference No. - N° de référence de SEAG PW-\$MTA-625-14917	
File No. - N° de dossier MTA-8-41062 (625)	CCC No./N° CCC - FMS No./N° VME
Solicitation Closes - L'invitation prend fin at - à 02:00 PM on - le 2018-07-03	Time Zone Fuseau horaire Heure Avancée de l'Est HAE
F.O.B. - F.A.B. Plant-Usine: <input type="checkbox"/> Destination: <input checked="" type="checkbox"/> Other-Autre: <input type="checkbox"/>	
Address Enquiries to: - Adresser toutes questions à: Lavoie, Corine	Buyer Id - Id de l'acheteur mta625
Telephone No. - N° de téléphone (514) 207-4777 ()	FAX No. - N° de FAX (514) 496-3822
Destination - of Goods, Services, and Construction: Destination - des biens, services et construction: MINISTERE DES TRAVAUX PUBLICS ET SERVICES GOUVERNEMENTAUX CANADA PL.BONAVENTURE PORTAIL S-E,BUR.7300 800 RUE DE LA GAUCHETIERE O. MONTREAL Québec H5A1L6 Canada	

Instructions: See Herein

Instructions: Voir aux présentes

Delivery Required - Livraison exigée .	Delivery Offered - Livraison proposée
Vendor/Firm Name and Address Raison sociale et adresse du fournisseur/de l'entrepreneur	
Telephone No. - N° de téléphone Facsimile No. - N° de télécopieur	
Name and title of person authorized to sign on behalf of Vendor/Firm (type or print) Nom et titre de la personne autorisée à signer au nom du fournisseur/ de l'entrepreneur (taper ou écrire en caractères d'imprimerie)	
Signature	Date

TABLE OF CONTENTS

Section 1 – Invitation and Instructions to Bidders

Section 2 – Resulting Contract including a list of required goods and services

SECTION 1 – INVITATION AND INSTRUCTIONS TO BIDDERS

Step 1. For Tier 2 and Tier 3 only (If Tier 1, skip this step and proceed with step 2)

Is this a Manufacturer Product Specific Procurement? If yes, the IU must complete and submit the Manufacturer Product Specific form to AB. If form approved, keep copy on file and proceed with the step 2.

Step 2. ☒ Competitive or ☐ Non-Competitive

For Competitive Requirements:

The Bidder must provide the following information AFTER bid closing, if requested to do so by Canada:

- One or more of the following price justifications:
 1. a current published price list indicating the percentage discount available to Canada; or
 2. a copy of paid invoices for the like quality and quantity of the goods, services or both sold to other customers; or
 3. a price breakdown showing the cost of direct labour, direct materials, purchased items, engineering and plant overheads, general and administrative overhead, transportation, etc., and profit; or
 4. any other supporting documentation as requested by Canada.

For Non-Competitive Requirements:

The Bidder must provide the following information WITH the bid:

- The information requested by Canada in Annex A herein.
- One or more of the following price justifications:
 1. a current published price list indicating the percentage discount available to Canada; or
 2. a copy of paid invoices for the like quality and quantity of the goods, services or both sold to other customers; or
 3. a price breakdown showing the cost of direct labour, direct materials, purchased items, engineering and plant overheads, general and administrative overhead, transportation, etc., and profit; or
 4. any other supporting documentation as requested by Canada.

Step 3. ☒ General or ☐ PSAB

Terms of the RFB:

This RFB is issued pursuant to the Supplier's Furniture for Workspaces Supply Arrangement (SA) that forms part of the series of SAs issued by PWGSC with the number E60PQ-140003/PQ. The terms and conditions in the Supplier's SA apply to and form part of this RFB. Bidders who submit a bid agree to be bound by those terms and conditions as well as the terms and conditions in this RFB.

The Bidder must provide the following information **WITH** the bid:

- The information requested by Canada in Annex A herein.

The Bidder must also provide the information at article 4. below at the time indicated in article 3.

Security Requirement

There is no security requirement applicable.

RFB Issued by:	
Identified User's (IU) Department/Agency/Crown Corporation: Contact for this RFB:	See Section 2, article 4.1 below.
RFB Closing - Submit Bid: Bids must be submitted to the Contracting Authority on the date and at the time indicated below.	
By no later than date and time:	a. Tuesday, July 3, 2018 b. By 2:00 PM EDT
- To physical location (if applicable)	PUBLIC WORKS AND GOVERNMENT SERVICES CANADA Bid Receiving Unit Place Bonaventure, South-West Portal, 7th Floor Suite 7300, 800 de la Gauchetière Street West Montreal, QC H5A 1L6
RFB Enquiries	
Unless a different period is listed in the adjacent column, Bidders may submit enquires about the RFB to the Contracting Authority two business days prior to the RFB closing date. Enquiries received after the timeline indicated may not be answered.	4 business days

SECTION 2 - RESULTING CONTRACT CLAUSES

1.	Terms and Conditions of the Contract	
	The terms and conditions of Parts 6B and 6C of the Supplier's SA within the series E60PQ-140003/PQ apply to and form part of this Contract.	
2.	Security Requirement (Applies if article a. or b. is checked)	
2.1	The applicable security requirement(s) is (are) set out in the Security Requirement Check List attached as Annex B of this contract. The Contractor must fulfill the security requirements by meeting the terms below (the checked article applies).	
a.	<input type="checkbox"/>	Contractor may be escorted; possession of security clearance not required. Contractor personnel MAY NOT ENTER NOR PERFORM WORK ON sites where PROTECTED or CLASSIFIED information or assets are kept, without an escort provided by the department or agency for which the work is being performed.
b.	<input type="checkbox"/>	Possession of security clearance(s) is required. The Contractor must meet the security clearance requirements contained in the clausling in Annex B herein.
c.	<input checked="" type="checkbox"/>	There is no security requirement associated with this contract.
3.	Requirement	
3.1	The Contractor must perform the Work listed in Annex A herein.	
4.	Authorities	
4.1	Contracting Authority	
	Name:	Corine Lavoie
	Title:	Procurement Agent
	Department/Agency/Crown Corporation:	PUBLIC WORKS AND GOVERNMENT SERVICES CANADA
	Address:	Place Bonaventure, South-West Portal, 7 th Floor Suite 7300, 800 de la Gauchetière Street West Montreal, QC H5A 1L6
	Telephone No.:	(514) 207-4777
	E-mail address:	corine.lavoie@tpsgc-pwgsc.gc.ca

4.2	Project Authority (To be completed when awarding contract)	
	<p><i>The Project Authority (PA) is the representative of the department or agency for whom the Work is being carried out under the Contract and is responsible for all matters concerning the technical content of the Work under the Contract.</i></p> <p><i>In addition, the PA is also responsible for ensuring that the Supplier's employees and subcontractors requiring access to the site adhere to the allocated time for the Supplier to access the site to deliver and install the furniture in accordance with the master schedule held by the General Contractor (a representative of Canada or a service provider(s) under contract with the Government of Canada).</i></p>	
	Name:	
	Title:	
	Department/Agency/Crown Corporation:	
	Address:	
	Telephone No.:	
	Facsimile No.:	
	E-mail address:	
4.3	Contractor's Representative	
	As set out in Annex A, Table 10 below.	
5.	Payment	
	Method of Payment	
	The checked box applies. If the Contractor's SA indicates acceptance for payment by credit card, that method may be used in conjunction with the following.	
	<input checked="" type="checkbox"/>	Single Payment
	<input type="checkbox"/>	Multiple Payment
6.	Invoicing (To be completed when awarding contract)	
	Further to the Invoicing terms of the WTCM document, the Contractor will deliver the original and one copy of the invoice to the following address for certification and payment:	
	Name of the organization and contact:	
	Address:	

ANNEX A
REQUIREMENT and BASIS OF PAYMENT

1. Category Selection

Combined Categories Rule:

For reasons of compatibility, the following categories may be combined for evaluation and contract award purposes:

- ☒ **Category 1**
- ☒ **Category 2**
- ☒ **Category 5**

The requirement includes the following category (ies) of work:

- a. ☒ Category 1 – Interconnecting Panels and Freestanding Systems

RULE: Metal Storage

Identified Users may procure metal storage products forming part of Category 1 when the metal storage products will be part of a requirement for a workstation(s)/work point(s). If this rule does not apply, Category 3 must be used for the metal storage products forming part of this category.

- ☒ Category 1 Non-SA (NSA) products forming part of this requirement, refer to Annex D of this RFB

- b. ☒ Category 2 – Freestanding Height Adjustable Desk / Table Products

- ☐ Category 2 Non-SA (NSA) products forming part of this requirement, refer to Annex D of this RFB

- c. ☐ Category 3 – Metal Filing and Storage Cabinets

RULE: High Storage Products

Identifying the maximum height of the Personal Storage Towers, Wardrobes and Storage Cabinets is acceptable as per 6B. 4.1 of the SA.

Maximum Height for product #(s) _____ at article 3 of this Annex is _____.

- ☐ Category 3 Non-SA (NSA) products forming part of this requirement, refer to Annex D of this RFB

- d. ☐ Category 4 – Wood Veneer – Freestanding Products

- ☐ Category 4 Non-SA (NSA) products forming part of this requirement, refer to Annex D of this RFB

- e. ☒ Category 5 – Ancillary and Lighting Products

- ☐ Category 5 Non-SA (NSA) products forming part of this requirement, refer to Annex D of this RFB

f. ☐ Category 6 - Support Space – Collaborative Furniture

RULE 1: Category 6 can be further subdivided by space or like item in order to increase or allow competition. Space is defined as a location available for a particular purpose such as a meeting room space or a collaborative space. Like items are defined as products with similar design and construction.

The IU must identify how Category 6 will be subdivided in the Product Table for Category 6.

RULE 2: Clients may exercise an option to upgrade products up to 15% of the Category 6 product total before applicable taxes after contract award for Category 6 products.

The Design Upgrade amount is used at the discretion of the Project Authority (PA). Within ten business days of the contract award, the PA will provide the Contractor with a written notice of Canada's Design Upgrade choices for each of the product(s) to be upgraded in Category 6, Annex A. The Contractor will provide the pricing of the upgraded product(s) to a maximum of 15% of Category 6 Product Total of Table 9 at Article 1. The Contracting Authority will issue an amendment to the contract with the Design Upgrades and pricing.

The Supplier certifies that all the Design Upgraded products offered will conform to all specifications and meet the testing requirements detailed in the Specifications of the Supply Arrangement.

Design Upgrade: is the process of replacing a product with a more innovative or enhanced version of the same product/series.

☐ Category 6 Non-SA (NSA) products forming part of this requirement, refer to Annex D of this RFB

g. ☐ Product Related Services2. GoCUID identification and/or floor plan(s)

2.1 For Product Related Services requirements

2.2 For Categories 1-6:

Scenario a. ☐ Does not include a floor plan – Category(ies) _____

Scenario b. ☒ Includes floor plan(s) WITH identification of product information in Annex C for Category 1 and Table 1 below for Categories 2 & 5 of this RFB.

Refer to Annex A article 4 of the SA for Site inspection and Documentation instructions after contract award.

Site Inspection Date: _____ **(to be completed at contract award)**

3. Product and Pricing Tables

Bidder to complete: Sections B of the tables identified by the IU in article 3 of this Annex as well as Tables 9 and 10. In a resulting contract, the term "Bid" means the Supplier's commitment, the term "Bidder" means "Contractor".

Product Category: 1, 2 & 5**Table 1 – Product**

Section A - IU REQUIREMENT				Section B – SUPPLIER'S BID		
#	GoCUID	Description of Product (Additional product details may be inserted, if required as per 6B. 4.1 of the SA)	Qty	Supplier Part Number	Firm unit Price** \$	Extended Total [Qty x Price] \$
Category 1 – See Annex C						
Category 2 For all adjustable tables provide: <ul style="list-style-type: none"> - undermount power bar - cable management (undermount wire gutter) - articulated leg wire management 						
1	FSCAEA4824		29			
Category 5 Demountable, flexible and adjustable monitor arm that allows the possibility to remove one of the arms.						
2	MADME		32			
3	KMSLFG24		32			
Non-SA (NSA) products forming part of this requirement not to exceed 30% of the firm quantity from the products above in this table. The Supplier signs, and certifies that all the NSA products offered will conform to all specifications and meet the testing requirements detailed at Annex D.						
Section A - IU REQUIREMENT				Section B – SUPPLIER'S BID		
#	NON-SA Product(s)		Qty	Supplier Part Number	Firm unit Price** \$	Extended Total [Qty x Price] \$
4	Pencil drawer under worksurface- 19 inch large x 14 inch deep x 2" height		26			
**Must not exceed ceiling unit price in SA.				Product Total		\$

Table 2 - Delivery

Section A - IU REQUIREMENT				Section B – SUPPLIER'S BID		
Product Item # from Table 1	Location	Desired Date (Y/M/D)	Desired Time: Normal Business Hours (Normal) Or Outside Normal Business Hours (Outside)*	Supplier will deliver on the date and at the time below**	Firm Lot Price \$	Extended Total (Qty x Firm Unit Price) \$
1	Place Bonaventure, 8th Floor 800 rue de la Gauchetière Ouest, Montréal	November 23 to 26, 2018	Must be done after 18h	(Y) (M) (D)		
*If no dates and times are added by the Supplier, the Supplier agrees to deliver on the Desired Date and Time. [Normal Business Hours 8:00 – 17:00, as per SA, Annex A, article 5] **Please coordinate with Project Authority before proceeding with order and for coordination purposes.				Delivery Total:		\$

Table 3 – Installation

Section A - IU REQUIREMENT				Section B – SUPPLIER'S BID		
Product Item # from Table 1	Location	Desired Date (Y/M/D)	Desired Time: Normal Business Hours (Normal) Or Outside Normal Business Hours (Outside)*	Supplier will install on the date and at the time below	Firm Lot Price \$	Extended Total (Qty x Firm Unit Price) \$
1	Place Bonaventure, 8th Floor 800 rue de la Gauchetière Ouest, Montréal	November 24 to 26, 2018	Normal Business Hours	(Y) (M) (D)		
*If no dates and times are added by the Supplier, the Supplier agrees to install on the Desired Date and Time. [Normal Business Hours 8:00 – 17:00, as per SA, Annex A, article 5]				Installation Total:		\$

Table 4 – Optional Product: Non applicable

Table 5 – Optional Delivery: Non applicable

Table 6 – Optional Installation: Non applicable

Table 7 – Product Related Services: Non applicable

Table 8 – Standard Finishes and Canada's Facilities to Accommodate the Delivery and Certifications

1.	Standard Finishes																
1.1	<p>IU is to consult the Supplier's Website identified in Part 6A of the SA to view the available finishes.</p> <p>Within ten business days of the contract award, the Project Authority will provide the Contractor with a written notice of Canada's finish choices for each of the product(s) in Annex A.</p> <p>The Contractor will deliver the products corresponding to Canada's choice of specific finishes(s). No additional charge will be applied to Canada.</p>																
2.	<p>Canada's Facilities to Accommodate the Delivery</p> <p><i>The Supplier's employees and subcontractors requiring access to the site must adhere to the health and safety plans established for the site, in addition to any laws in effect in the jurisdiction where the work is being performed.</i></p> <p><i>During the period of the contract, a representative of Canada or a service provider(s) under contract with the Government of Canada may request the list of employees and subcontractors requiring access to the site to perform the work and their security statuses. Information must be provided in the timeframe prescribed in order to ensure that the supply, delivery and installation of the furniture aligns with the master schedule.</i></p>																
2.1	Loading Dock/Location																
A	Location	Place Bonaventure 800 rue de la Gauchetière Ouest, Montréal															
B	Dock	Place Bonaventure Loading Dock Standard size, access by rue de Montfort															
C	Lift	Weight & size sufficient for furniture															
D	Door	At least as big as freight elevator															
2.2	Freight Elevator	<table> <tr> <th></th><th>Large freight elevator</th><th>Smaller freight elevator</th></tr> <tr> <td>Width :</td><td>10'2"</td><td>4'10"(door) 5'4" (interior)</td></tr> <tr> <td>Length :</td><td>19'9"</td><td>11'0"</td></tr> <tr> <td>Height :</td><td>9'10" (door) 12'0"(interior)</td><td>7'3"(door) 8'5" (interior)</td></tr> <tr> <td>Capacity :</td><td>18 000 lbs</td><td>7 000 lbs</td></tr> </table>		Large freight elevator	Smaller freight elevator	Width :	10'2"	4'10"(door) 5'4" (interior)	Length :	19'9"	11'0"	Height :	9'10" (door) 12'0"(interior)	7'3"(door) 8'5" (interior)	Capacity :	18 000 lbs	7 000 lbs
	Large freight elevator	Smaller freight elevator															
Width :	10'2"	4'10"(door) 5'4" (interior)															
Length :	19'9"	11'0"															
Height :	9'10" (door) 12'0"(interior)	7'3"(door) 8'5" (interior)															
Capacity :	18 000 lbs	7 000 lbs															
2.3	Other (specify, if any)																
	Continuance of Certifications																
	<p>The Bidder certifies that by submitting a bid in response to the RFB, the Bidder, and any of the Bidder's members if the Bidder is a Joint Venture, continues to comply with all of the following certifications listed in Parts 6A and 6B of the Bidder's SA for Work Spaces.</p> <p>Canada may request copies of environmental certification(s) prior to contract award within a time period specified by the Identified User.</p>																
3.1	Integrity Provisions																
3.2	Federal Contractor's Program for Employment Equity																
3.4	Product Conformance																
3.5	Price Certification (In accordance with the SA, Part 6B)																

Table 9 - Bid Evaluation and Contract Total (Canada may complete if not completed by the Bidder)

1	Firm Product Total (Table 1) or Annex C Total	\$
2	Firm Delivery Total (Table 2)	\$
3	Firm Installation Total (Table 3)	\$
4	Optional Product Total (Table 4)	N/A
5	Optional Delivery Total (Table 5)	N/A
6	Optional Installation Total (Table 6)	N/A
7	Product Related Services Total (Table 7)	N/A
8	Hardware Total as per article 1.5 of Annex A-1 of SA <i>(if Applicable)</i> :	\$
9	Total Evaluated (Bid) Price* (1 + 2 + 3 + 4 + 5 + 6+ 7+8+9)	\$
10	<i>(For contract award only)</i> Contract Price(1+2+3+7+8):	\$
11	Applicable Tax(es):	\$
12	Total Estimated Cost (10+11):	\$

Table 10 – Bidder's Authorized Representative

Table 6 – Bidder's Authorized Representative		
1.	Bidder's Authorized Representative for the Bid and the Contract	
	Name:	Telephone:
		E-Mail:
		Other:

**ANNEX B
SECURITY REQUIREMENTS**

Non applicable

ANNEX C FLOOR PLAN(s)

Instructions to Bidder(s):

For scenario B procurements Bidders must provide:

- a) completed floor plan(s) with proposed SA approved products;
- b) a product listing of proposed SA approved products offered at floor plan(s).

As a minimum the product listing must include the following information:

- Supplier part numbers;
- brief product descriptions;
- quantities;
- firm unit prices.

By submitting a bid, the Bidder certifies that their submission includes all components and quantities required and identified in the floor plan(s) in accordance with the product descriptions, the product configurations and panel matrices or workstation layouts stipulated at Annex C.

***At contract award, "By submitting a bid, the Bidder..." becomes "The Contractor..."**

As per 6B. 4.1 of the SA, additional product details may be inserted in the sections below, if required.

1) Floor Plan(s) in PDF or AutoCAD version

See plans attached found on buyandsell.gc.ca of this Tender.

2) Product Descriptions

See general notes of the panel matrix below.

3) Product Configurations

#	GoCUID	Description of Product	Quantity
1	WSxxPMLHRxxxxxxxx2424	Work surface panel mounted 24X24	18
2	WSxxPMLHRxxxxxxxx4824	Work surface panel mounted 48X24	3
3	WSxxPMLHRxxxxxxxx6024	Work surface panel mounted 60X24	26
4	SPPTFSLxxRWFFCD542424	Personal storage tower wardrobe right	5

5	SPPTFSLxxLWFFCD542424	Personal storage tower wardrobe left	3
6	SPLSSSLxRxxFFDDxx2424	Low storage under surface with 2 drawers	18
7	ACTHPMMxxxxxxxxxxxxxx	Telephone holder	5
8	ACBIPMMxxxxxxxxxxxxxx	Bins	19
9	ACIOPMMxxxxxxxxxxxxxx	In out trays	63
10	ACPSPMMxxxxxxxxxxxxxx	Paper sorter	15

4) Workstation Layout(s) or Panel Matrix

a. Panel Matrix

TYPE D'ÉCRAN
PANEL TYPE

COTÉ EXTÉRIEUR / OUTSIDE

COTÉ INTÉRIEUR / INSIDE

TYPE: A



ÉCRANS ACOUSTIQUE
EN TISSU
FABRIC ACOUSTICAL
PANEL

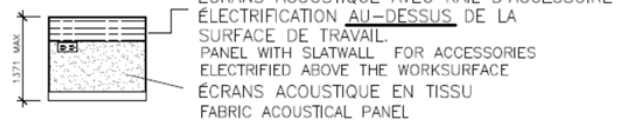


ÉCRANS ACOUSTIQUE
EN TISSU
FABRIC ACOUSTICAL
PANEL

MODELE: B

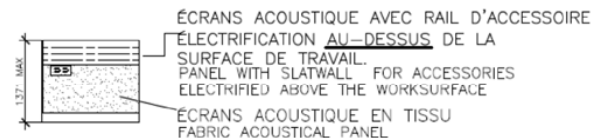


ÉCRANS ACOUSTIQUE
EN TISSU
FABRIC ACOUSTICAL
PANEL

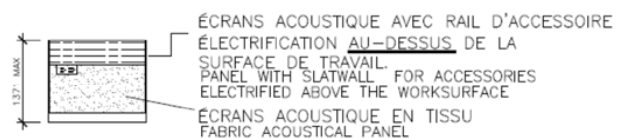


ÉCRANS ACOUSTIQUE AVEC RAIL D'ACCESSOIRE
ÉLECTRIFICATION AU-DESSUS DE LA
SURFACE DE TRAVAIL.
PANEL WITH SLATWALL FOR ACCESSORIES
ELECTRIFIED ABOVE THE WORKSURFACE
ÉCRANS ACOUSTIQUE EN TISSU
FABRIC ACOUSTICAL PANEL

MODELE: C



ÉCRANS ACOUSTIQUE AVEC RAIL D'ACCESSOIRE
ÉLECTRIFICATION AU-DESSUS DE LA
SURFACE DE TRAVAIL.
PANEL WITH SLATWALL FOR ACCESSORIES
ELECTRIFIED ABOVE THE WORKSURFACE
ÉCRANS ACOUSTIQUE EN TISSU
FABRIC ACOUSTICAL PANEL

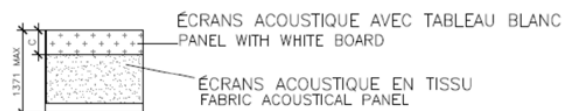


ÉCRANS ACOUSTIQUE AVEC RAIL D'ACCESSOIRE
ÉLECTRIFICATION AU-DESSUS DE LA
SURFACE DE TRAVAIL.
PANEL WITH SLATWALL FOR ACCESSORIES
ELECTRIFIED ABOVE THE WORKSURFACE
ÉCRANS ACOUSTIQUE EN TISSU
FABRIC ACOUSTICAL PANEL

MODELE: D



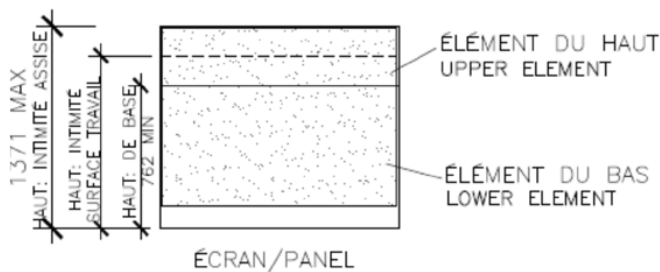
ÉCRANS ACOUSTIQUE
EN TISSU
FABRIC ACOUSTICAL
PANEL



ÉCRANS ACOUSTIQUE AVEC TABLEAU BLANC
PANEL WITH WHITE BOARD
ÉCRANS ACOUSTIQUE EN TISSU
FABRIC ACOUSTICAL PANEL

MODELE: E 	ÉCRANS ACOUSTIQUE EN TISSU FABRIC ACOUSTICAL PANEL ÉLECTRIFICATION <u>EN-DESSOUS</u> DE LA SURFACE DE TRAVAIL. VOIR NOTE POUR LA HAUTEUR DES PRISES ELECTRIFIED UNDER THE WORKSURFACE SEE NOTE FOR HEIGHT OF OUTLETS		ÉLECTRIFICATION <u>EN-DESSOUS</u> DE LA SURFACE DE TRAVAIL. VOIR NOTE POUR LA HAUTEUR DES PRISES FABRIC ACOUSTICAL PANEL ELECTRIFIED UNDER THE WORKSURFACE SEE NOTE FOR HEIGHT OF OUTLETS
MODELE: F 	ÉCRANS ACOUSTIQUE EN TISSU ÉLECTRIFICATION <u>EN-DESSOUS</u> DE LA SURFACE DE TRAVAIL. VOIR NOTE POUR LA HAUTEUR DES PRISES FABRIC ACOUSTICAL PANEL ELECTRIFIED UNDER THE WORKSURFACE SEE NOTE FOR HEIGHT OF OUTLETS		ÉCRANS ACOUSTIQUE EN TISSU ÉLECTRIFICATION <u>EN-DESSOUS</u> DE LA SURFACE DE TRAVAIL. VOIR NOTE POUR LA HAUTEUR DES PRISES FABRIC ACOUSTICAL PANEL ELECTRIFIED UNDER THE WORKSURFACE SEE NOTE FOR HEIGHT OF OUTLETS
MODELE: G 	ÉCRANS ACOUSTIQUE EN TISSU FABRIC ACOUSTICAL PANEL ÉLECTRIFICATION <u>AU-DESSUS</u> DE LA SURFACE DE TRAVAIL. VOIR NOTE POUR LA HAUTEUR DES PRISES FABRIC ACOUSTICAL PANEL ELECTRIFIED ABOVE THE WORKSURFACE SEE NOTE FOR HEIGHT OF OUTLETS		ÉCRANS ACOUSTIQUE EN TISSU ÉLECTRIFICATION <u>AU-DESSUS</u> DE LA SURFACE DE TRAVAIL. VOIR NOTE POUR LA HAUTEUR DES PRISES FABRIC ACOUSTICAL PANEL ELECTRIFIED ABOVE THE WORKSURFACE SEE NOTE FOR HEIGHT OF OUTLETS
MODELE: H 	ÉCRANS ACOUSTIQUE EN TISSU FABRIC ACOUSTICAL PANEL ÉLECTRIFICATION <u>AU-DESSUS</u> DE LA SURFACE DE TRAVAIL. VOIR NOTE POUR LA HAUTEUR DES PRISES PANEL WITH WHITE BOARD, ELECTRIFIED ABOVE WORKSURFACE		ÉCRANS ACOUSTIQUE AVEC TABLEAU BLANC ELECTRIFICATION <u>AU-DESSUS</u> DE LA SURFACE DE TRAVAIL. VOIR NOTE POUR LA HAUTEUR DES PRISES PANEL WITH WHITE BOARD, ELECTRIFIED ABOVE WORKSURFACE
MODELE: I 	ÉCRANS ACOUSTIQUE EN TISSU AVEC PANNEAU DE VERRE AJOUTÉ (SANS CADRE) —VERRE GIVRÉ FABRIC ACOUSTICAL PANEL WITH FROSTED GLASS ADD ON (NO FRAME)		ÉCRANS ACOUSTIQUE EN TISSU AVEC PANNEAU DE VERRE AJOUTÉ (SANS CADRE) —VERRE GIVRÉ FABRIC ACOUSTICAL PANEL WITH FROSTED GLASS ADD ON (NO FRAME)

ÉLÉVATION —MATRICE DES ÉCRANS / ELEVATION PANEL MATRIX



LES 2 PREMIERS CHIFFRES INDICENT LA HAUTEUR EN POUCES
FIRST 2 NUMBERS INDICATE THE HEIGHT IN INCHES

5136 TYPE D'ÉCRAN VOIR ÉLÉVATION—MATRICE
PANEL TYPE SEE ELEVATION—MATRIX

LES 2 DERNIERS CHIFFRES INDICENT LA LARGEUR EN POUCES
LAST 2 NUMBERS INDICATE THE WIDTH IN INCHES

Panel codification Legend**General Notes:**

Provide wall support on the full height of the panel (same material and finish); connection / compensation panel. Fixing on gypsum column.

Note 1 :

Finished total height of panel:

- **Base Panel Height:** Between 28" and 38", varies according to manufacturer.
- **Work Surface Privacy :** Between 42" and 48", varies according to manufacturer.
- **Seated Privacy Height :** Between 50" and 54", varies according to manufacturer.

Note 2 :

No apparent tactile Surface (inside the panel).

Note 3:

All accessories are of the same width (white board and rail). Minimum 8" high. They are always placed on the inside of the workstation.

Note 4:

Electrified Panel: Power to supply and install. Data out-of-contract.

Note 5:

When electrification is installed under the adjustable surface. It has to be installed under the lowest level of the adjustable work surface

When electrification is installed above the adjustable surface. It has to be installed between 32 and 36 inch high from the floor

5) Product and Pricing

1	Product Total	INSERT \$ AT ANNEX A, ARTICLE 3, TABLE 9, LINE 1 FOR THE RESPECTIVE CATEGORY
2	Delivery Total	INSERT \$ AT ANNEX A, ARTICLE 3, TABLE 9, LINE 3 FOR THE RESPECTIVE CATEGORY
3	Installation Total	INSERT \$ AT ANNEX A, ARTICLE 3, TABLE 9, LINE 5 FOR THE RESPECTIVE CATEGORY

ANNEX D

Non Supply Arrangement (NSA) Products

This Annex includes the Specifications, Certifications associated with NSA products forming part of the requirement.

1. Specifications

As per descriptions found in Table 1 of Annex A.

2. Certification

NSA Product Conformance (Required precedent to Issuance of a contract)

The Supplier certifies that all the NSA products offered will conform to all specifications of, and meet the testing requirements in this Annex, as applicable.

Supplier's Signature

Date

NSA Product Conformance Certification (applies after contract award)

The Supplier warrants that the NSA Product Conformance Certification submitted by the Supplier with its bid is accurate and complete. The Supplier must keep proper records and documentation relating to the NSA product conformance and the testing requirements in this Annex, as applicable. The Supplier must not, without obtaining the prior written consent of the SAA, dispose of any such records or documentation until the expiration of the Contract or the expiry date of the Warranty, whichever is later. All such records and documentation must at all times during the retention period be open to audit, inspection and examination by the representatives of Canada, who may make copies and take extracts.

In addition, the Supplier must provide representatives of the SAA access to all locations where any part of the Work is being performed at any time during working hours. Representatives of the SAA may examine and test the Work as they see fit. The Supplier must provide all assistance and access to facilities, test pieces, samples and documentation that the representatives of the SAA may reasonably require for the carrying out of the inspection, which may also include the submission of test reporting documentation as listed in Annex D. The Supplier must forward such test pieces, samples and/or documentation that may also include letters of certification from the laboratories to such person or location as the representatives of the SAA specifies.