

Submission Review

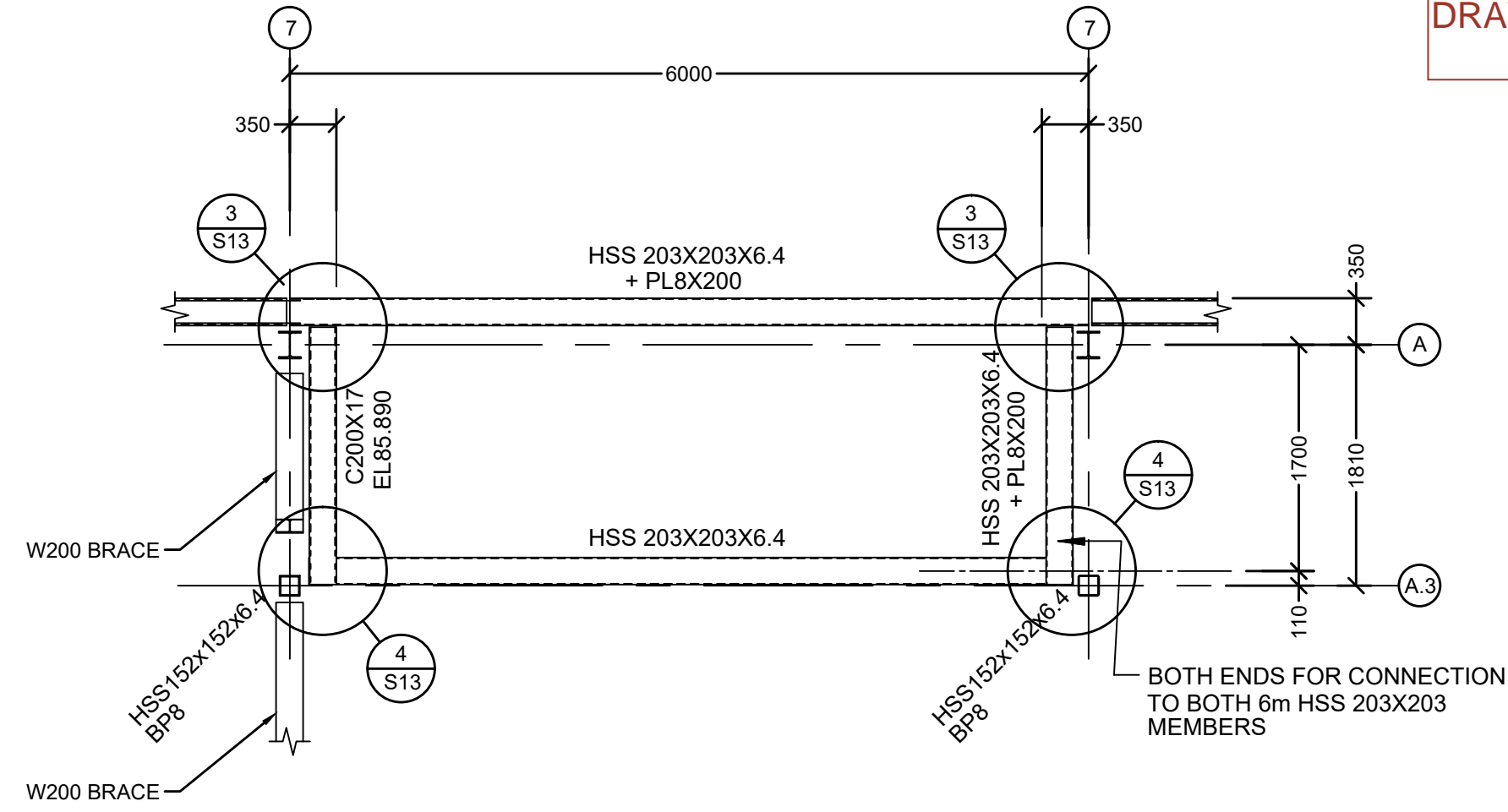
project	Multipurpose Building		
	441-4200		
location	Collins Bay Institution, Kingston, Ontario		
client	Correctional Services Canada (CSC)		
constructor	CORCAN Construction		
subject	Structural Steel Shop Drawings		
date	15 February 2018		
to	Daniel MacLeod	CORCAN Site Superintendant	daniel.macleod@csc-scc.gc.ca
by	Rick MacEwen	WMTA	rmacewen@wmta.ca
copy	Chris Stein	CORCAN Construction Manager	chris.stein@csc-scc.gc.ca
	Amar Bara	CPL Project Manager	amar.bara@colliersprojectleaders.com
file	1403-C1-3b-031.doc		

The review of submissions by Watson MacEwen Teramura Architects and/or its sub consultants is for sole purpose of ascertaining conformance with general concept. This review shall not mean that Watson MacEwen Teramura Architects and/or its sub consultants approves the detail design inherent in the submission, responsibility for which shall remain with Contractor, and such review shall not relieve the Contractor of responsibility for errors or omissions in submissions or of responsibility for meeting the requirements of construction and the Contract Documents. Without restricting generality of foregoing, the Contractor is responsible for dimensions to be confirmed and correlated at job site, for information that pertains solely to fabrication processes or to techniques of construction and installation and for co-ordination of the Work of sub-trades.

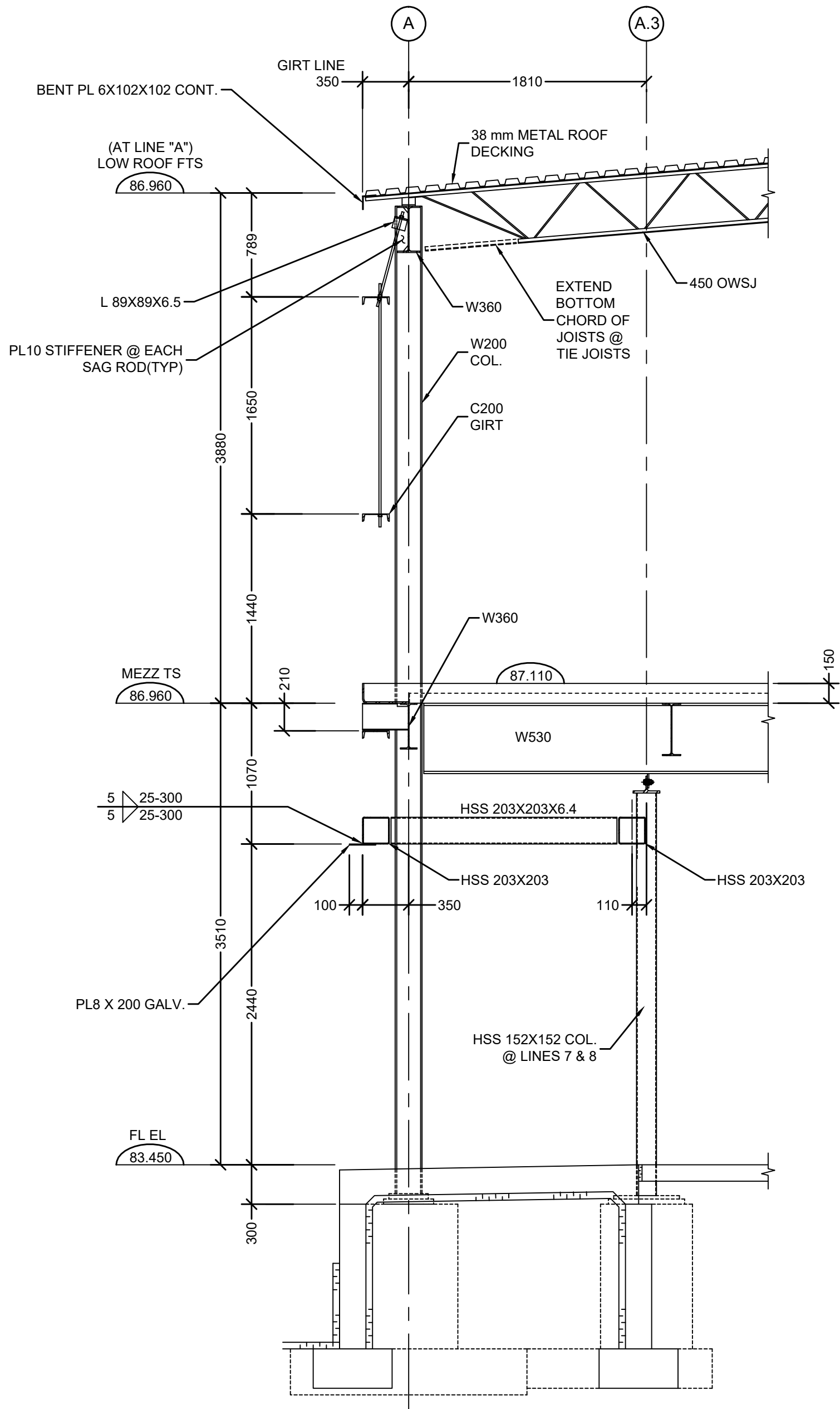
The following submission was reviewed and the status of each component is as noted:

Component	Status	Comments
E. R. Trought Design Inc. Structural Steel Shop Drawings S1 to S13	REVIEWED AS NOTED	See comments and annotations by Structural Engineer. A resubmission is not necessary unless the Contractor is in disagreement with the comments and annotations.

NOTE:
1. STEEL DECKING AND STEEL JOIST SHOP DRAWINGS TO BE SUBMITTED BY SUPPLIERS.

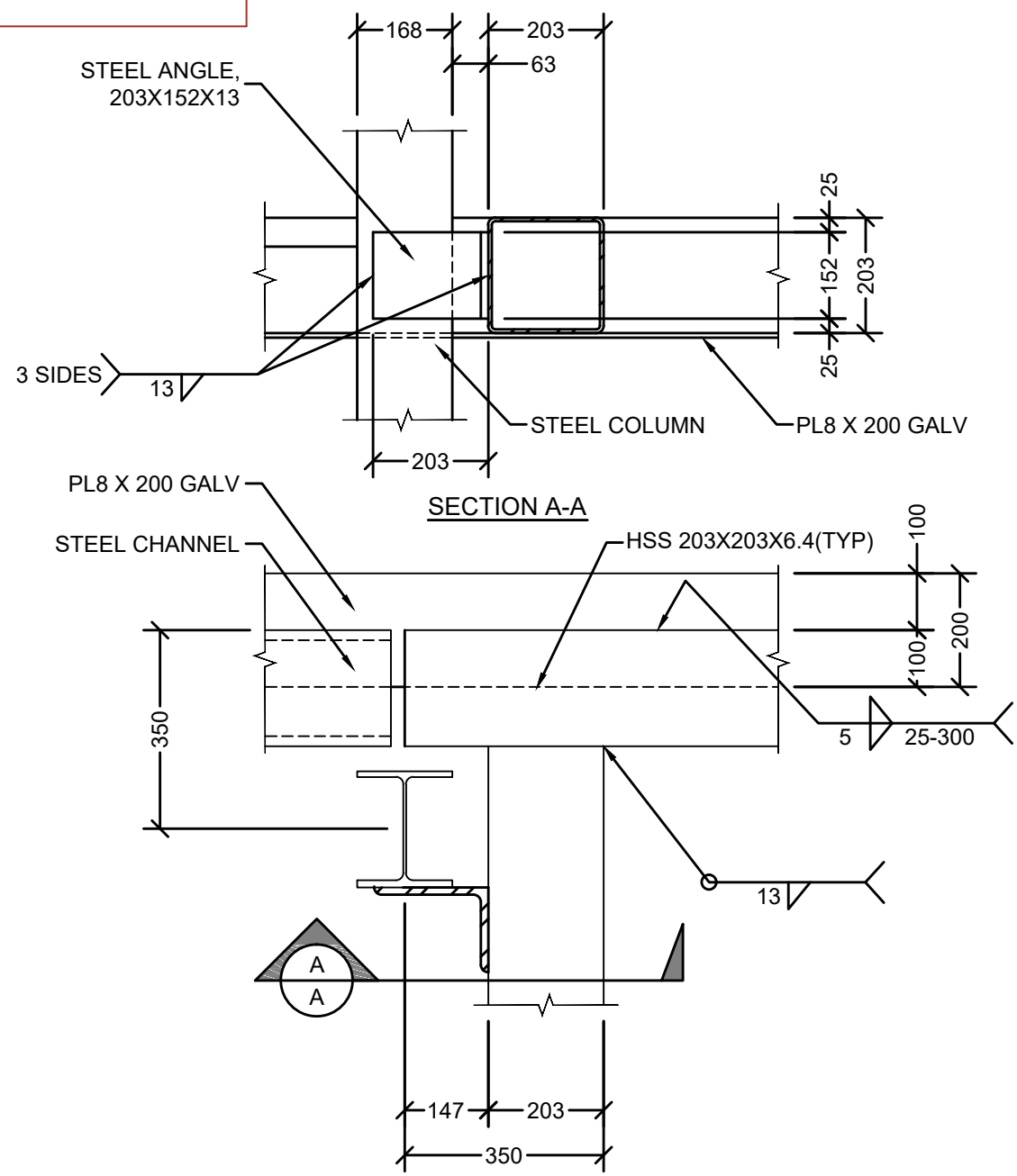


1 PLAN VIEW @ ELEV.
S13 1 1/2" = 1'0"

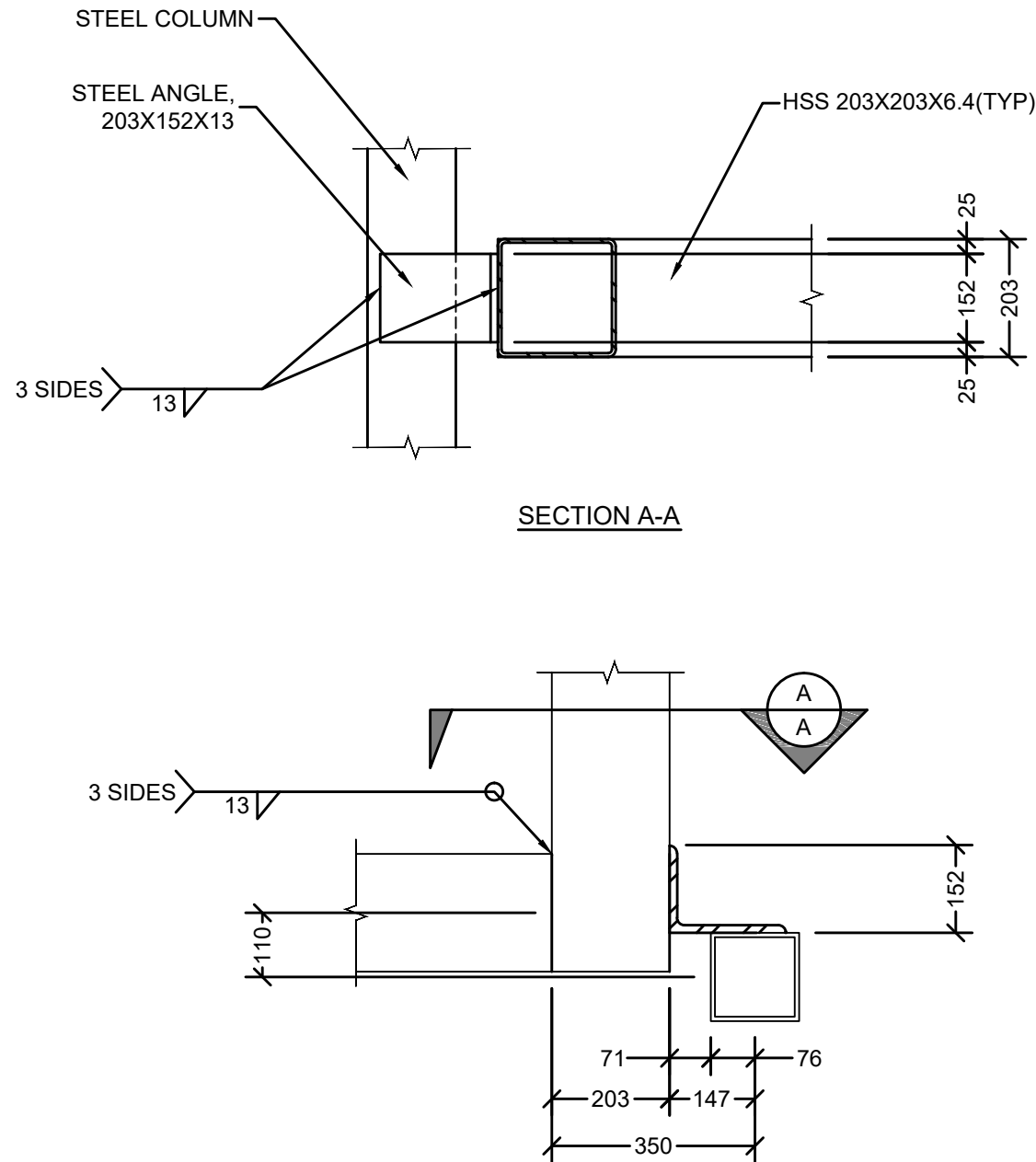


2 BASE PLATE DETAIL 1
S13 1 1/2" = 1'0"

SUBMIT ALSO STEEL DECK
AND STEEL JOIST SHOP
DRAWINGS



3 CONNECTION DETAIL 1
S13 1 1/2" = 1'0"



4 CONNECTION DETAIL 2
S13 1 1/2" = 1'0"

<input type="checkbox"/>	REVIEWED	wsp	
<input checked="" type="checkbox"/>	REVIEWED AS NOTED	PROJECT NO.	
<input type="checkbox"/>	REVISE AND RESUBMIT	REVIEWED BY:	PB
<input type="checkbox"/>	REVIEWED FOR IMPACT ON BASE STRUCTURE ONLY	DATE RECEIVED:	FEB 12, 2018
<input type="checkbox"/>	NOT REVIEWED	DATE RETURNED:	FEB 14, 2018
THIS DRAWING HAS ONLY BEEN REVIEWED ON A SAMPLING BASIS FOR GENERAL CONFORMITY WITH STRUCTURAL CONTRACT DOCUMENTS. THE REVIEW BY WSP CANADA DOES NOT RELIEVE THE CONTRACTOR OF THE RESPONSIBILITY TO MAKE THE WORK ACCURATE AND IN CONFORMITY WITH ALL CONTRACT DOCUMENTS. THIS INCLUDES SHOP DRAWING REVIEW, COORDINATION BETWEEN INTERFACING TRADES AND MANUFACTURE OF APPLICABLE PRODUCTS, ALL DIMENSIONS AND TOLERANCES TO BE VERIFIED BY THE CONTRACTOR IN THE FIELD BEFORE THE START OF THE WORK.			



COPYRIGHT
THIS DRAWING AND DESIGN ARE THE COPYRIGHT PROPERTY OF E. R. TROUGHT DESIGN AND SHALL NOT BE COPIED, REPRODUCED OR DISTRIBUTED IN WHOLE OR IN PART WITHOUT THE EXPRESS WRITTEN CONSENT OF THE DESIGNER.

STRUCTURAL STEEL:

- ALL STRUCTURAL STEEL (EXCEPT JOISTS) SHALL BE TO CSA SPECIFICATIONS G40.20/G40.21-91, M300W FOR ANGLES, CHANNELS, PLATES AND "S" SECTIONS AND M350W FOR "HSS" AND "WF" MEMBERS. STEEL SPECIFICATIONS FOR JOISTS MAY VARY AT THE DISCRETION OF THE JOIST DESIGNER.
- ALL "HSS" COLUMNS SHALL BE "H" CLASS.
- ALL STRUCTURAL STEEL SHALL BE FABRICATED AND ERECTED TO THE REQUIREMENTS OF CSA STANDARD CAN3-S16.1-M94, LATEST REVISED EDITION.
- PROVIDE MINIMUM BEARING OF 200mm FOR ALL STEEL BEAMS BEARING ON MASONRY AND 150mm FOR ALL JOISTS BEARING ON STRUCTURAL STEEL UNLESS OTHERWISE DETAILED OR APPROVED BY ENGINEER.
- ALL CONNECTION SHALL BE MADE WITH 19mm A325 BOLTS. THREADS MUST BE EXCLUDES. SHOP CONNECTIONS MAY BE WELDED.
- ALL STRUCTURAL STEEL SHALL RECEIVE ONE SHOP COAT AND FIELD TOUCH UP COAT OF PRIMER PAINT.
- CHECK ALL DIMENSIONS ON STRUCTURAL DRAWINGS WITH THE ARCHITECTURAL DRAWINGS. REPORT ANY INCONSISTENCIES BEFORE PROCEEDING WITH THE WORK. DO NOT SCALE THESE DRAWINGS.
- STRUCTURAL STEEL (HSS ONLY):
 - ASTM A500 GRADE C (345 MPa FOR SQUARE/RECTANGULAR AND 317 MPa FOR ROUND) OR
 - G40.21 GRADE 350W CLASS C OR H
 - HSS MEMBERS REQUIRED TO BE GALVANIZED SHALL BE CLASS H, OR STRESS RELIEVED PRIOR TO GALVANIZING
- ALL STRUCTURAL COMPONENTS THAT ARE CUT OR COPED HAVE TO BE ROUNDED (NOT SHARP EDGE)
- SHOP DRAWINGS IS ONLY FOR GENERAL CONFORMITY WITH STRUCTURAL CONTRACT DOCUMENTS AND SPECIFICATIONS. COMMENTS MADE ON THE SHOP DRAWINGS DO NOT RELIEVE THE CONTRACTOR FROM COMPLIANCE WITH THE REQUIREMENTS OF THE STRUCTURAL CONTRACT DOCUMENTS AND SPECIFICATIONS

1	10/26/17	MINOR CHANGES TO WELDING	JNM
2	11/24/17	UPDATED DRAWS TO REFLECT BP8 & BP9	JNM
3	11/29/17	UPDATED TO REFLECT CONSULTANT REVIEW	JNM
4	02/12/18	UPDATED TO REFLECT CONSULTANT REVIEW	JNM

No.	DATE	DESCRIPTION	BY
-----	------	-------------	----

REVISIONS



DRAWINGS MUST NOT BE SCALED CONTRACTOR SHALL VERIFY AND BE RESPONSIBLE FOR ALL DIMENSIONS AND SHALL REPORT ANY DISCREPANCY TO THE ENGINEER BEFORE PROCEEDING

THESE PLANS WERE DESIGNED IN ACCORDANCE WITH THE ONTARIO BUILDING CODE. THESE PLANS FORM THE BASIS FOR PERMIT ISSUANCE AND ANY DEVIATIONS FROM THESE PLANS AND DETAILS, INCLUDING THE VENTILATION SYSTEM, HEATING SYSTEM, WOODSTOVE, FIREPLACES, DECKS, BALCONIES AND FINISHED BASEMENTS, WILL REQUIRE A REVISED DRAWING AND CLEARANCE BY THE BUILDING DEPARTMENT.

CSC MULTI-PURPOSE BUILDING
CBI MINIMUM INSTITUTION
(FRONTENAC)

LOCATION:
KINGSTON, ONTARIO

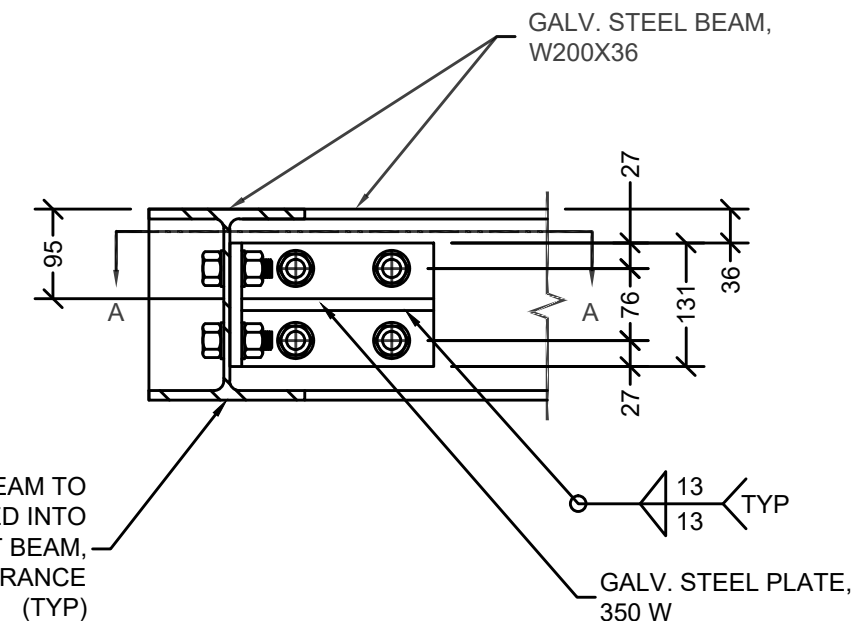
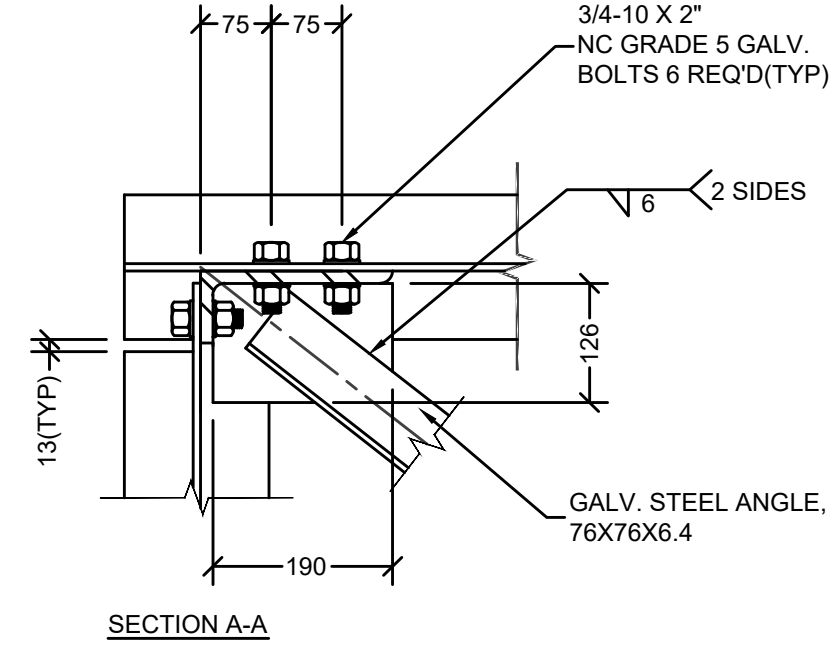
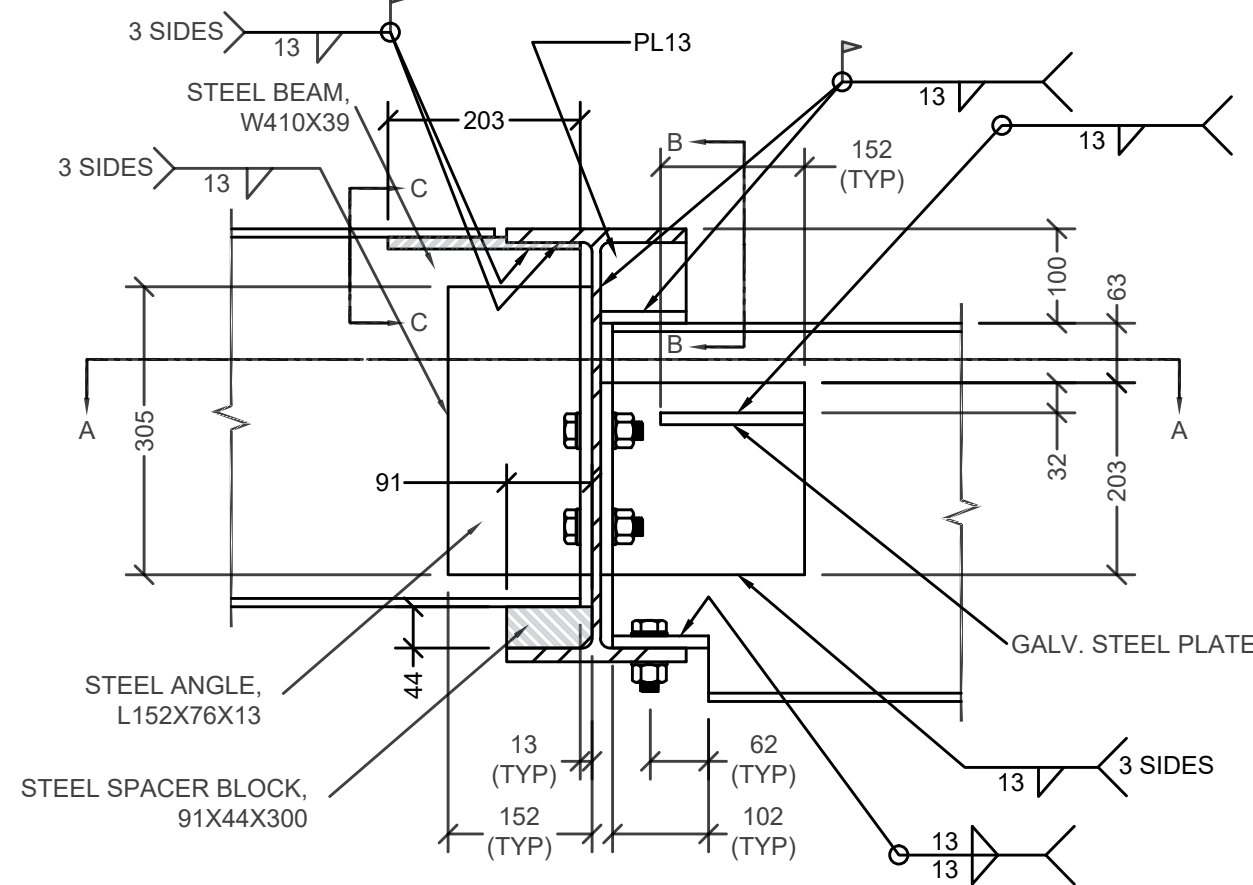
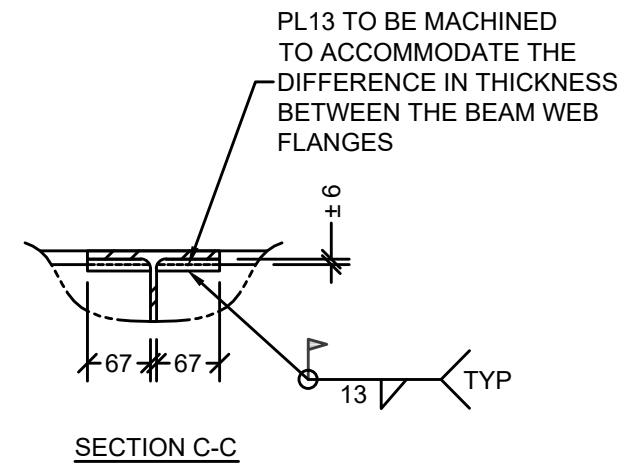
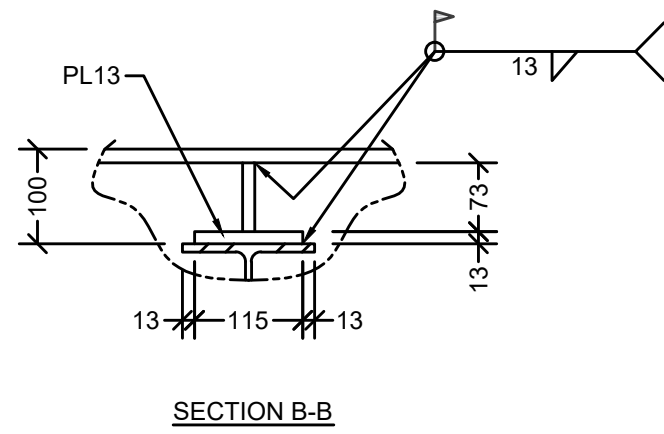
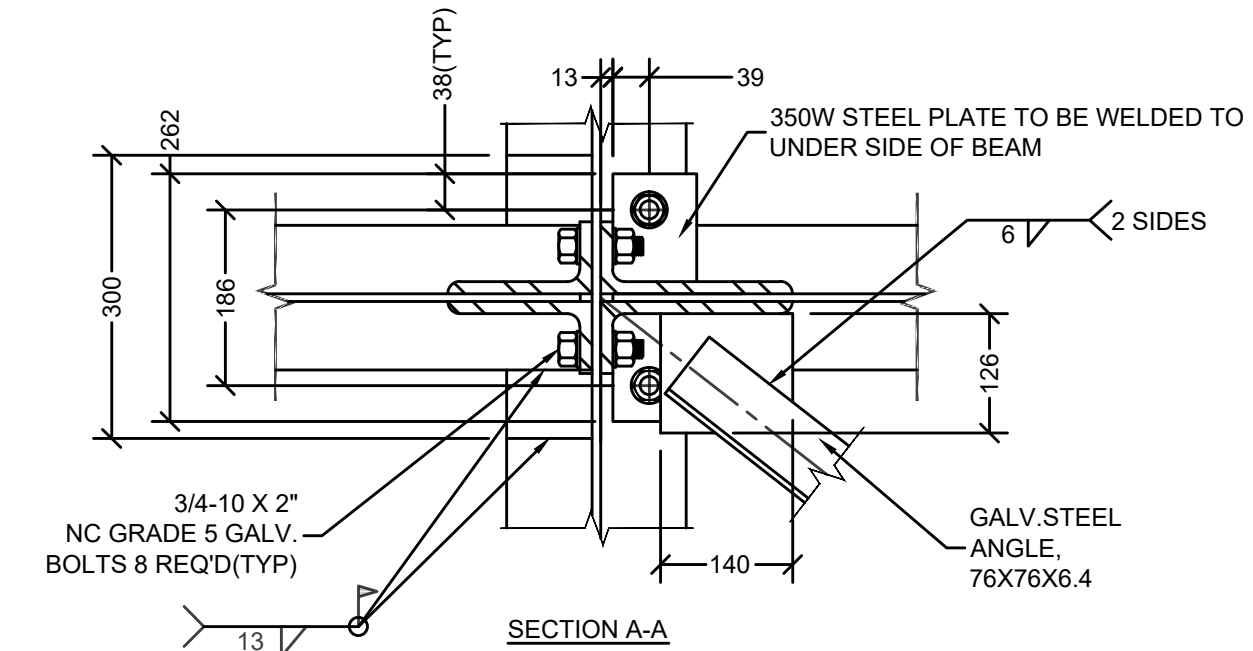
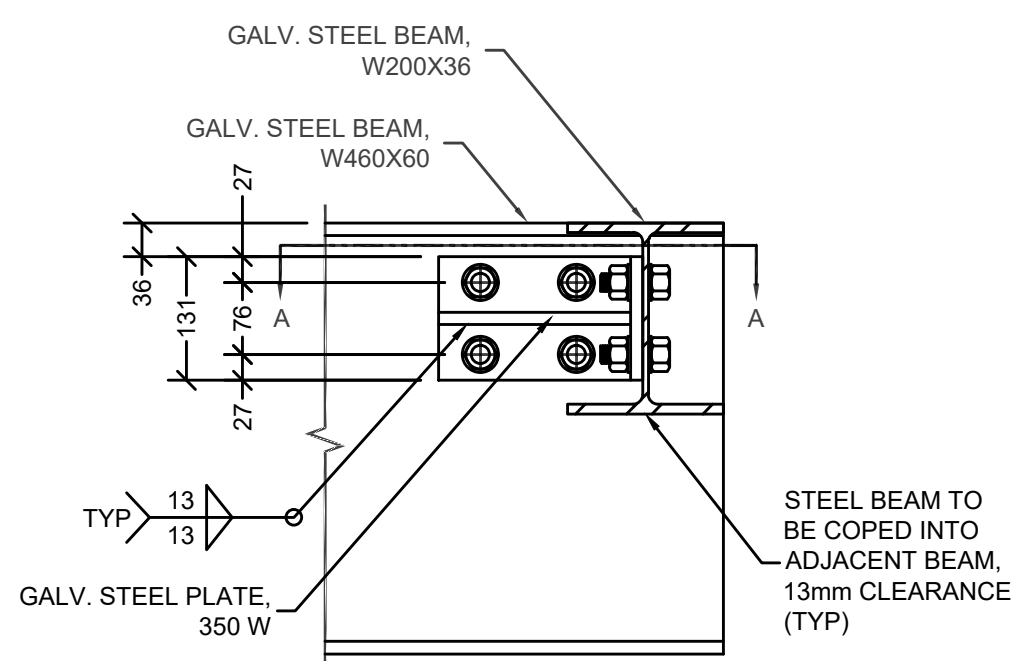
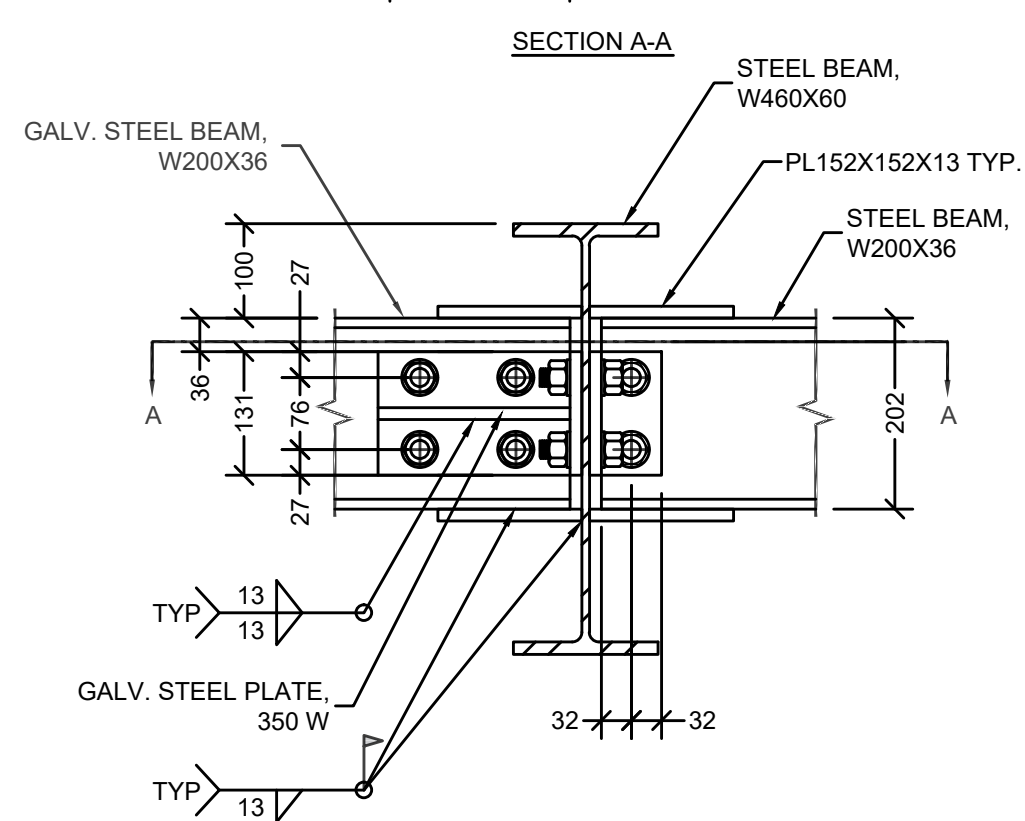
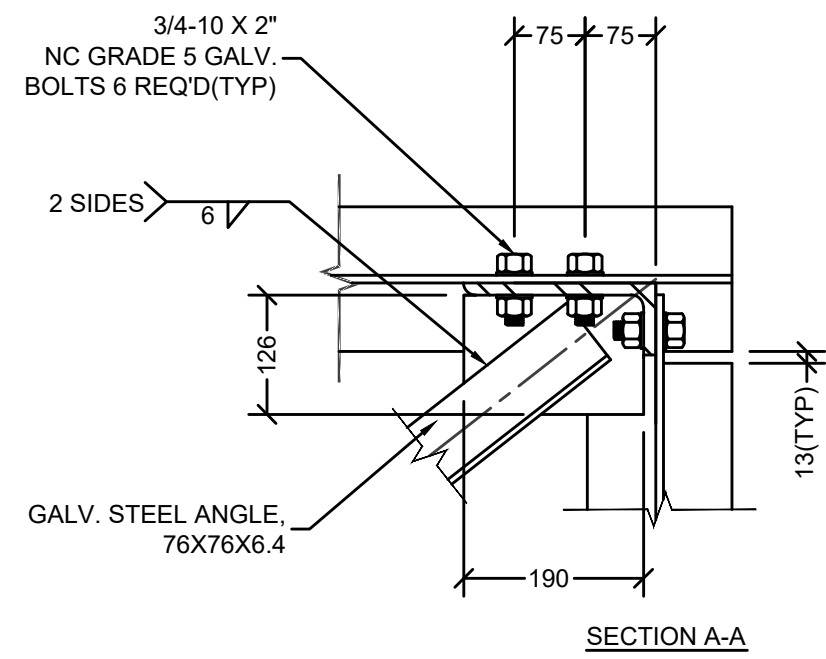
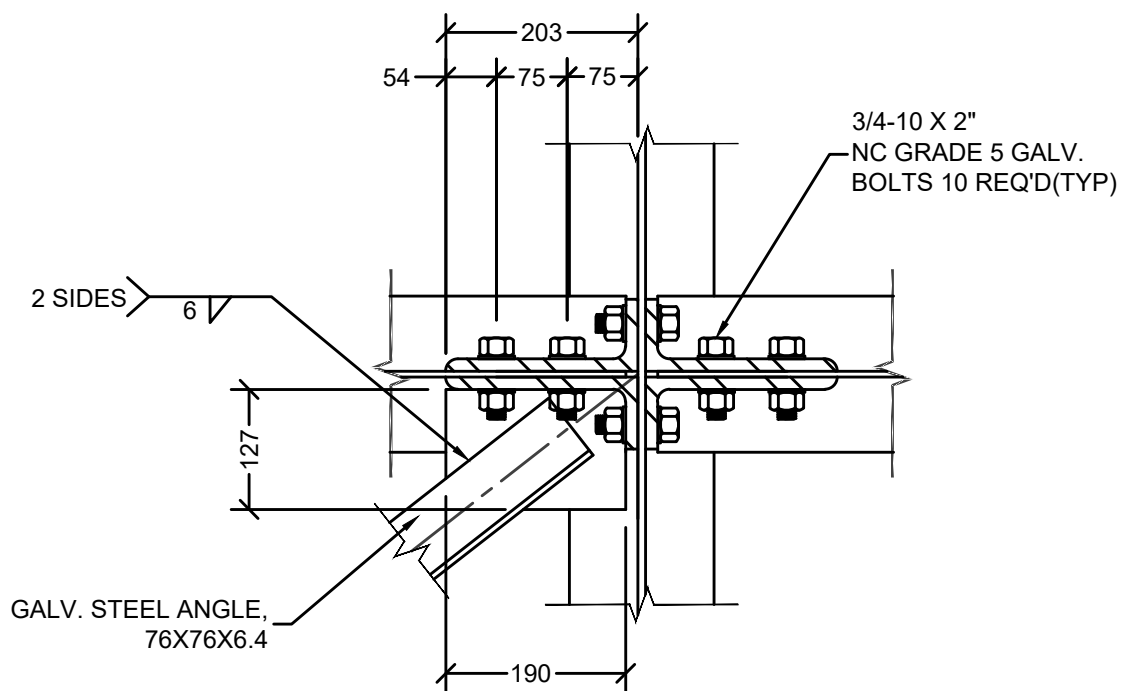
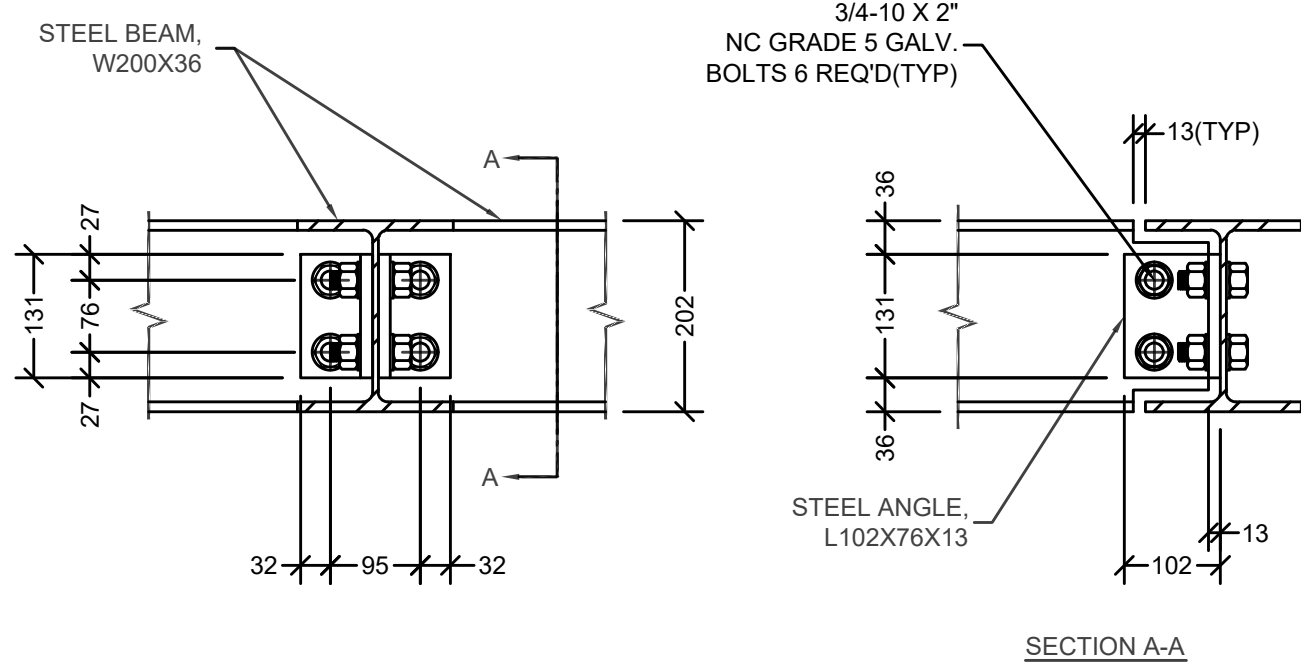
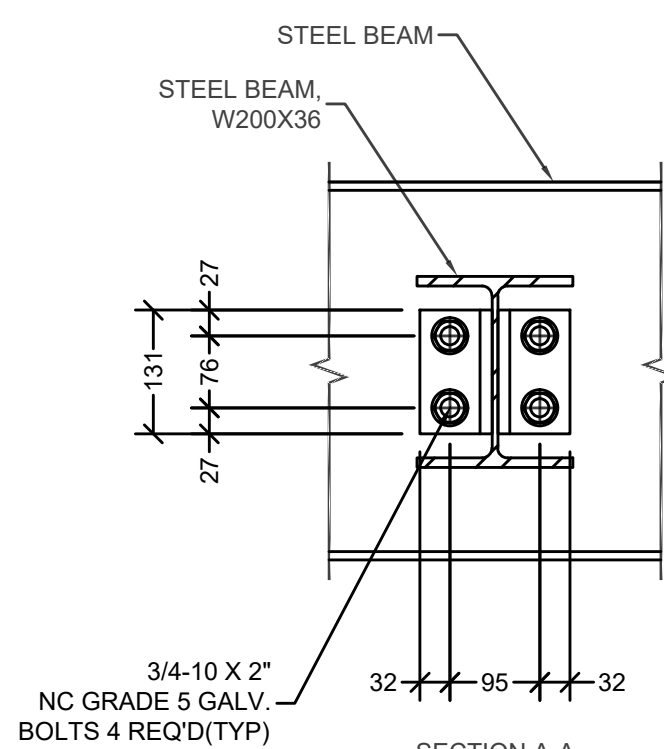
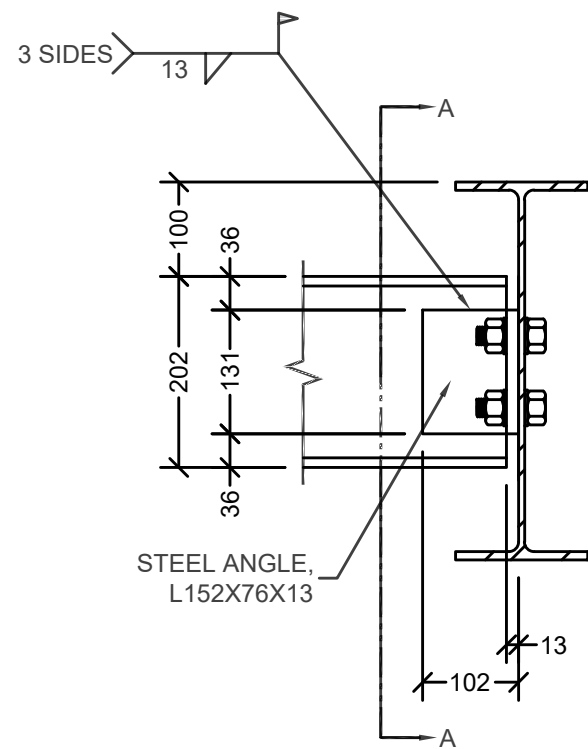
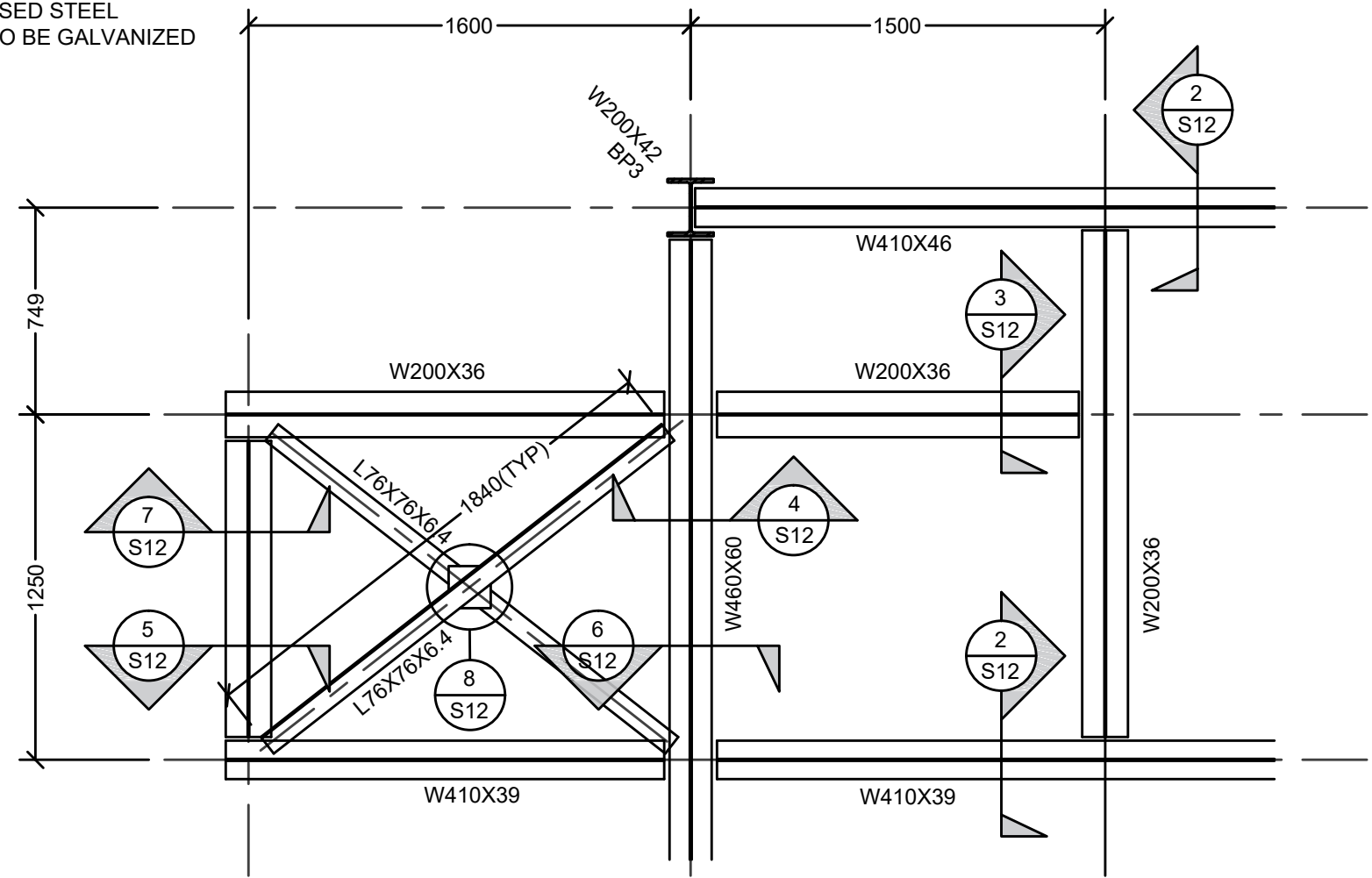
FOR: PUBLIC WORKS AND GOVERNMENT
SERVICES CANADA

DRAWING:

STRUCTRL LAYOUT & DETAILS

REVIEWED BY:		SCALE		DRAWING No.
DEPT.	NAME	AS SHOWN		
ARCH.	N/A			
STR.	ET,JM			
MEC.	N/A	DATE		
ELE.	N/A	FEB 12, 2018		
JOB #:		SHEET: 13 OF 13		
17201		JOB#		

NOTE:
1. ALL EXPOSED STEEL
MEMBERS TO BE GALVANIZED

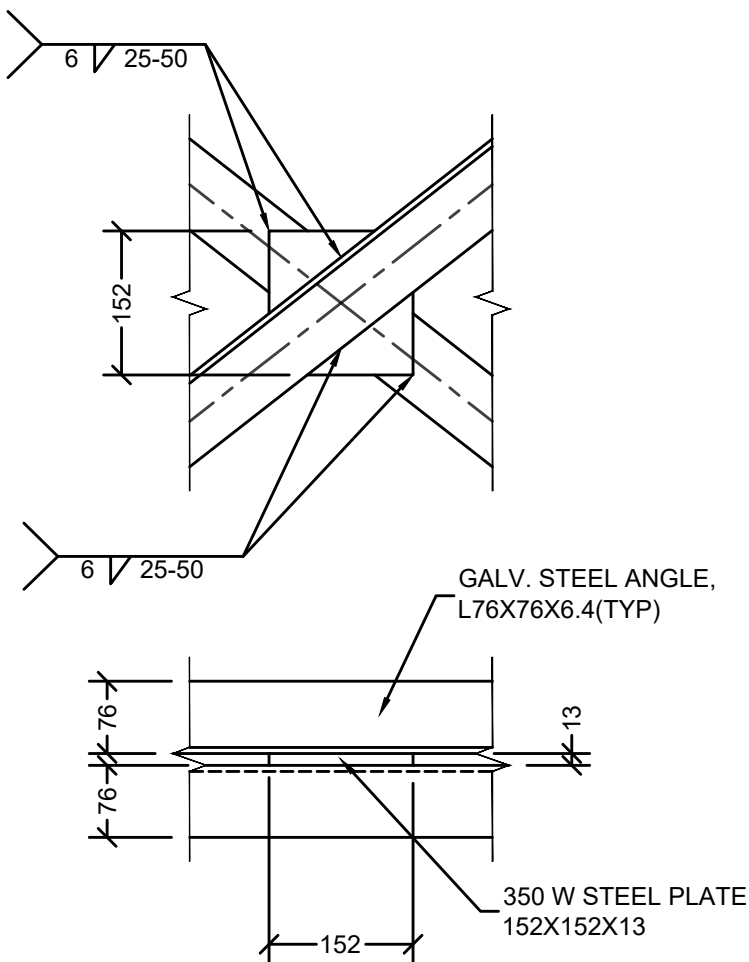


4
S12
1 1/2" = 1'0"

5
S12
1 1/2" = 1'0"

6
S12
1 1/2" = 1'0"

7
S12
1 1/2" = 1'0"



31 HILLENDALE AVE. TEL 613 531-7873,
KINGSTON, ONTARIO CEL 613 561-3428
K7M 1S2 FAX 613 531-0602

**E.R. TROUGHT
DESIGN INC.**

COPYRIGHT
THIS DRAWING AND DESIGN ARE THE COPYRIGHT
PROPERTY OF E. R. TROUGHT DESIGN
AND SHALL NOT BE COPIED, REPRODUCED OR DIS-
TRIBUTED IN WHOLE OR IN PART WITHOUT THE
EXPRESS WRITTEN CONSENT OF THE DESIGNER.

STRUCTURAL STEEL:

1. ALL STRUCTURAL STEEL (EXCEPT JOISTS) SHALL BE TO CSA SPECIFICATIONS G40.20/G40.21-91, M300W FOR ANGLES, CHANNELS, PLATES AND "S" SECTIONS AND M350W FOR "HSS" AND "WF" MEMBERS. STEEL SPECIFICATIONS FOR JOISTS MAY VARY AT THE DISCRETION OF THE JOIST DESIGNER.
2. ALL "HSS" COLUMNS SHALL BE "H" CLASS.
3. ALL STRUCTURAL STEEL SHALL BE FABRICATED AND ERECTED TO THE REQUIREMENTS OF CSA STANDARD CAN3-S16.1-M94, LATEST REVISED EDITION.
4. PROVIDE MINIMUM BEARING OF 200mm FOR ALL STEEL BEAMS BEARING ON MASONRY AND 150mm FOR ALL JOISTS BEARING ON STRUCTURAL STEEL UNLESS OTHERWISE DETAILED OR APPROVED BY ENGINEER.
5. ALL CONNECTION SHALL BE MADE WITH 19mm A325 BOLTS. THREADS MUST BE EXCLUDES. SHOP CONNECTIONS MAY BE WELDED.
6. ALL STRUCTURAL STEEL SHALL RECEIVE ONE SHOP COAT AND FIELD TOUCH UP COAT OF PRIMER PAINT.
7. CHECK ALL DIMENSIONS ON STRUCTURAL DRAWINGS WITH THE ARCHITECTURAL DRAWINGS. REPORT ANY INCONSISTENCIES BEFORE PROCEEDING WITH THE WORK. DO NOT SCALE THESE DRAWINGS.
8. STRUCTURAL STEEL (HSS ONLY):
 - ASTM A500 GRADE C (345 MPa FOR SQUARE/RECTANGULAR AND 317 MPa FOR ROUND) OR - G40.21 GRADE 350W CLASS C OR H
 - HSS MEMBERS REQUIRED TO BE GALVANIZED SHALL BE CLASS H, OR STRESS RELIEVED PRIOR TO GALVANIZING
9. ALL STRUCTURAL COMPONENTS THAT ARE CUT OR COPED HAVE TO BE ROUNDED (NOT SHARP EDGE)
10. SHOP DRAWINGS IS ONLY FOR GENERAL CONFORMITY WITH STRUCTURAL CONTRACT DOCUMENTS AND SPECIFICATIONS. COMMENTS MADE ON THE SHOP DRAWINGS DO NOT RELIEVE THE CONTRACTOR FROM COMPLIANCE WITH THE REQUIREMENTS OF THE STRUCTURAL CONTRACT DOCUMENTS AND SPECIFICATIONS

1	10/26/17	MINOR CHANGES TO WELDING	JNM
2	11/24/17	UPDATED DRAWS TO REFLECT BP8 & BP9	JNM
3	11/29/17	UPDATED TO REFLECT CONSULTANT REVIEW	JNM
4	02/12/18	UPDATED TO REFLECT CONSULTANT REVIEW	JNM

No.	DATE	DESCRIPTION	BY
-----	------	-------------	----

REVISIONS



DRAWINGS MUST NOT BE SCALED CONTRACTOR SHALL VERIFY AND BE RESPONSIBLE FOR ALL DIMENSIONS AND SHALL REPORT ANY DISCREPANCY TO THE ENGINEER BEFORE PROCEEDING

THESE PLANS WERE DESIGNED IN ACCORDANCE WITH THE ONTARIO BUILDING CODE. THESE PLANS FORM THE BASIS FOR PERMIT ISSUANCE AND ANY DEVIATIONS FROM THESE PLANS AND DETAILS, INCLUDING THE VENTILATION SYSTEM, HEATING SYSTEM, WOODSTOVE, FIREPLACES, DECKS, BALCONIES AND FINISHED BASEMENTS, WILL REQUIRE A REVISED DRAWING AND CLEARANCE BY THE BUILDING DEPARTMENT.

**CSC MULTI-PURPOSE BUILDING
CBI MINIMUM INSTITUTION
(FRONTENAC)**

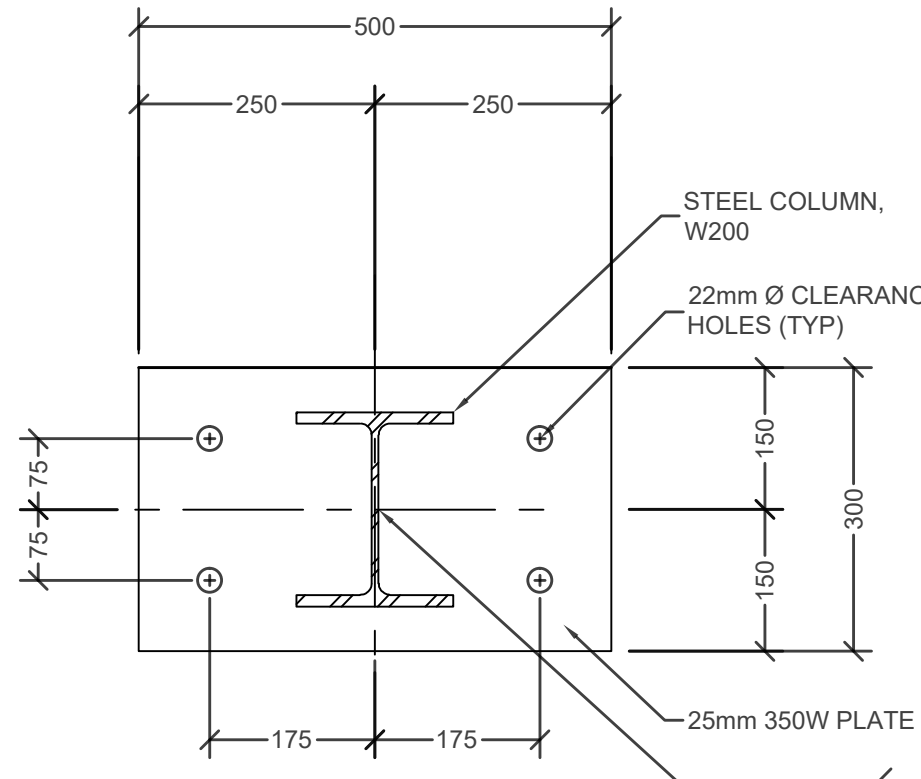
LOCATION:
KINGSTON, ONTARIO

FOR: **PUBLIC WORKS AND GOVERNMENT
SERVICES CANADA**

DRAWING:

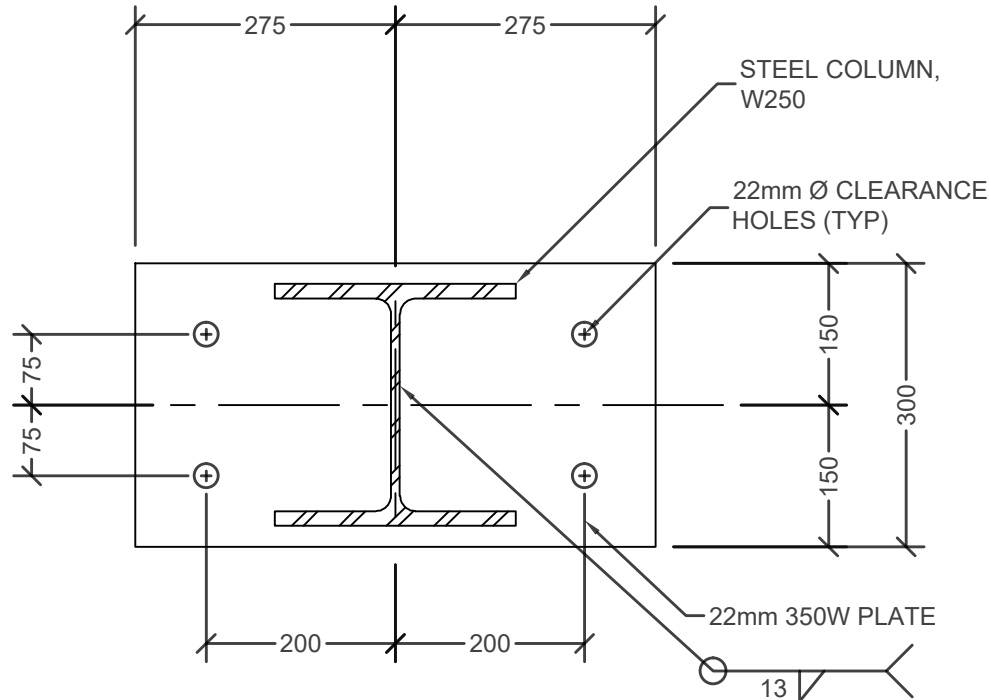
**EXTERIOR STAIR PLATFORM
STRUCTURAL DETAILS**

REVIEWED BY:		SCALE	DRAWING No. S12
DEPT.	NAME		
ARCH.	N/A		
STR.	ET,JM		
MEC.	N/A		
ELE.	N/A	DATE FEB 12, 2018	JOB#
JOB #	17201	SHEET: 12 OF 13	



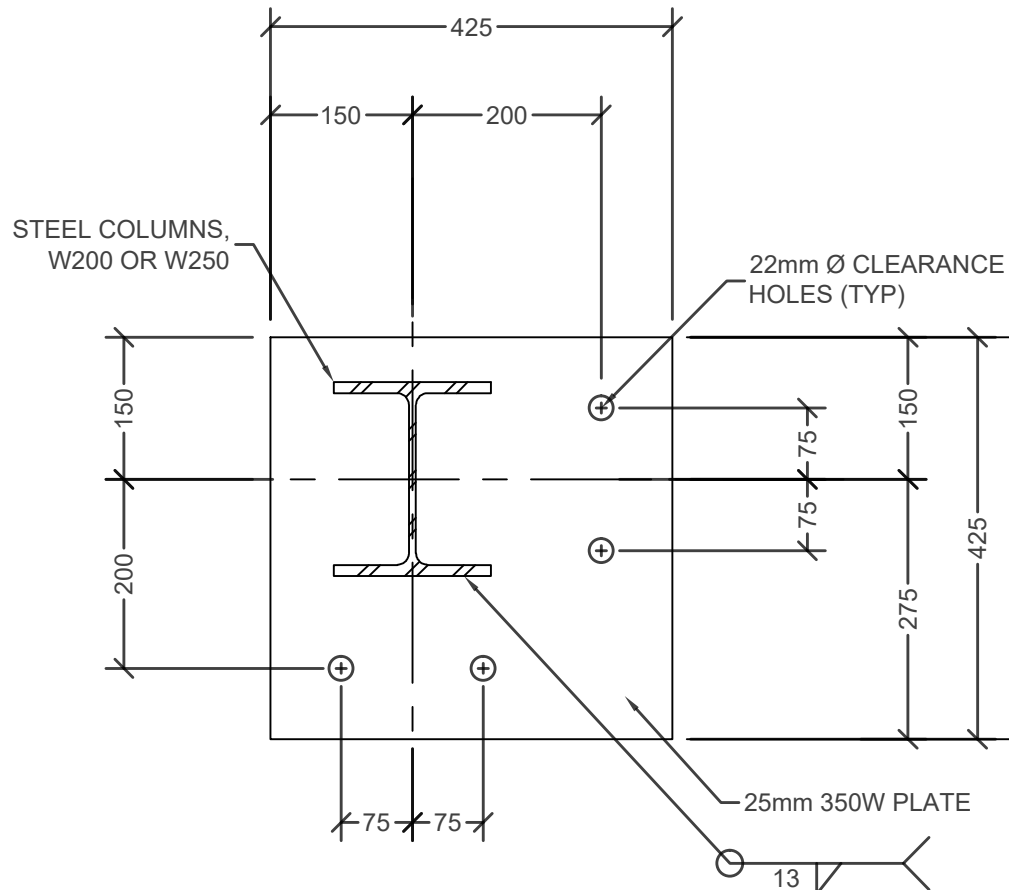
BP1 (PL25,4-AR1's)

1
S11 BASE PLATE DETAIL 1
1 1/2" = 10"



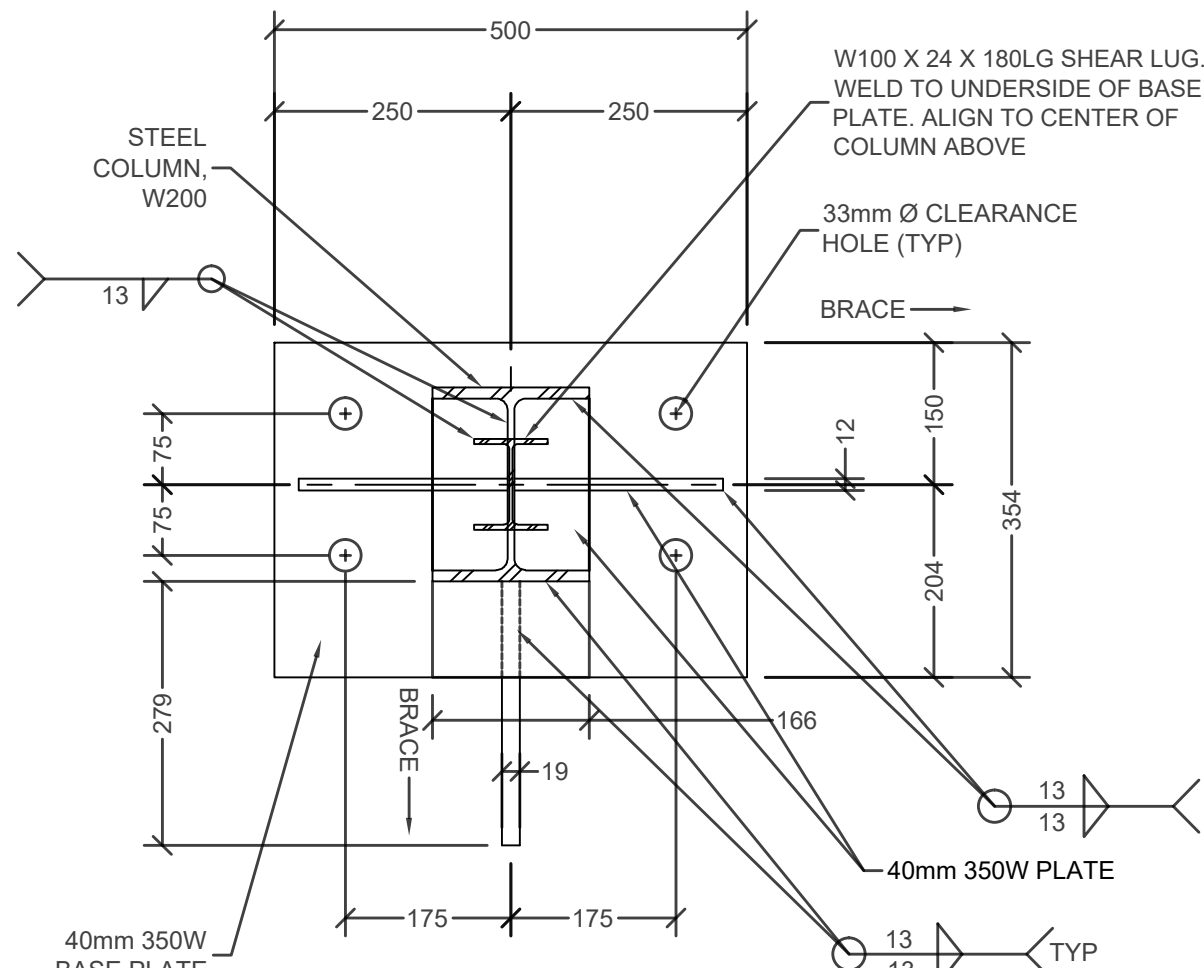
BP2 (PL25,4-AR1's)

2
S11 BASE PLATE DETAIL 2
1 1/2" = 10"



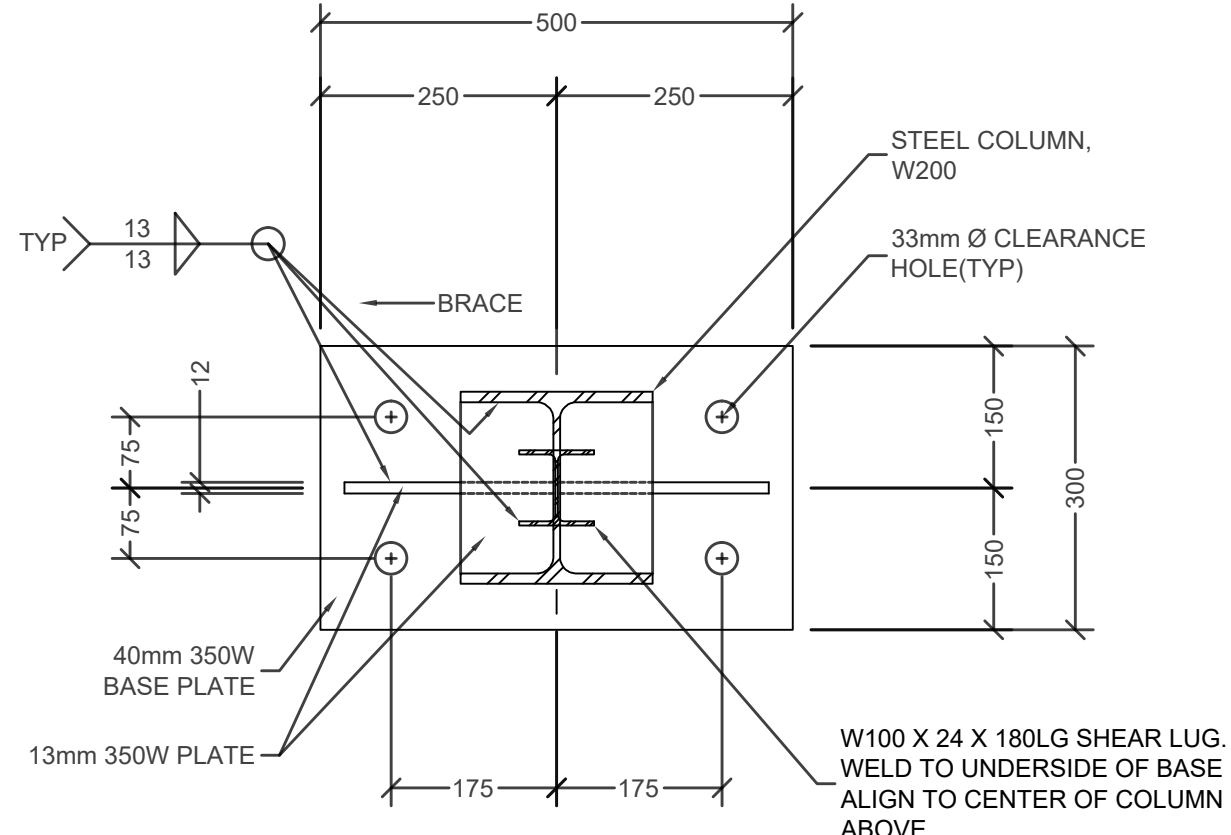
BP3 (PL25,4-AR1's)

3
S11 BASE PLATE DETAIL 3
1 1/2" = 10"



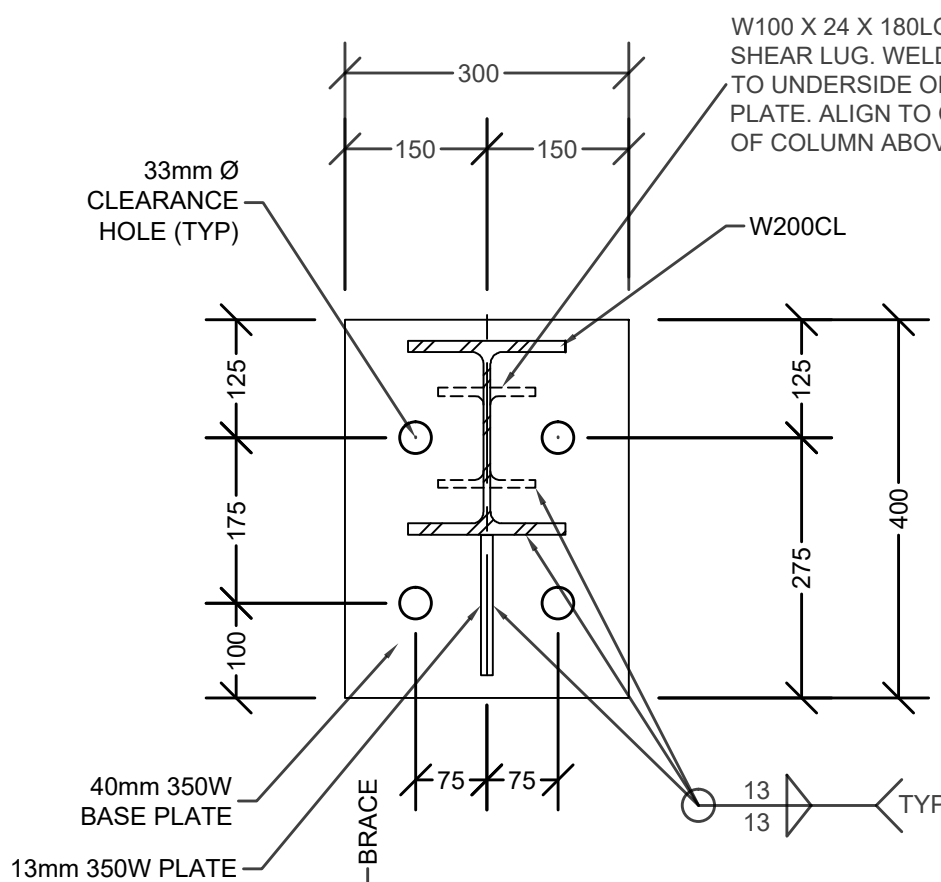
BP4 (PL40,4-AR2's)

4
S11 BASE PLATE DETAIL 4
1 1/2" = 10"



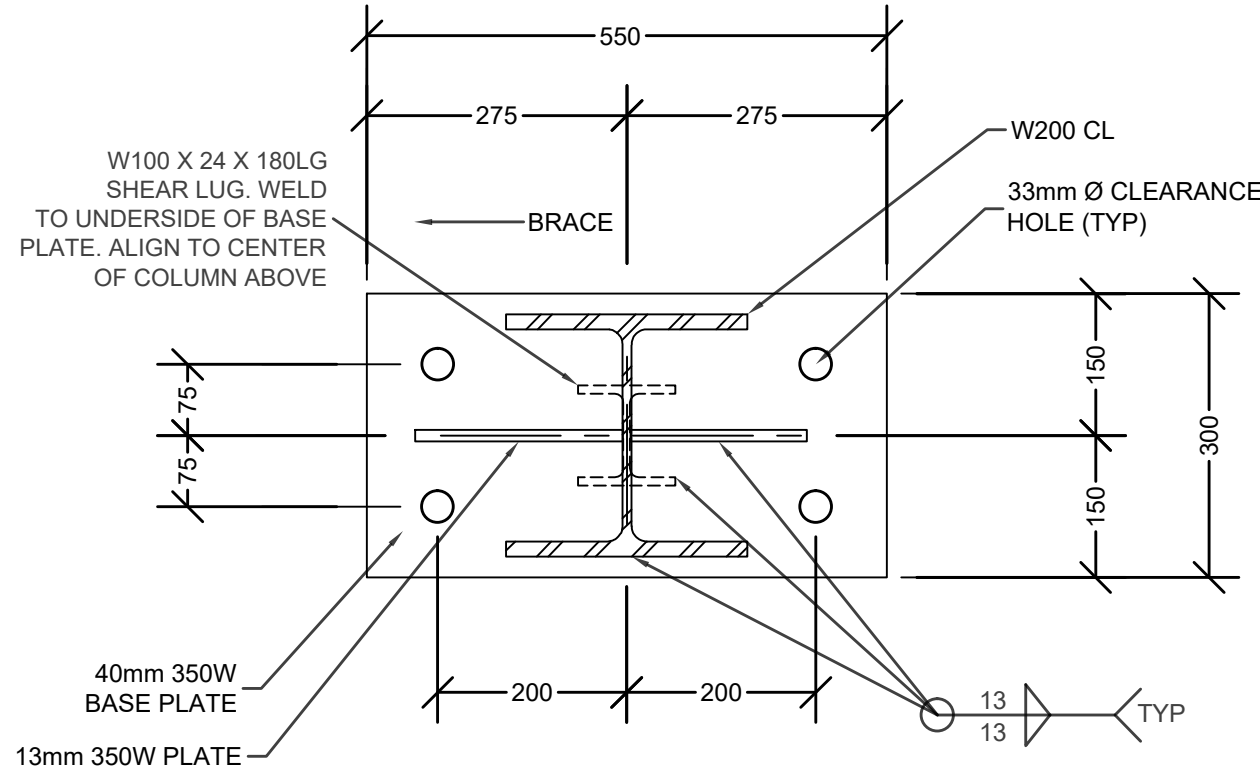
BP5 (PL40,4-AR2's)

5
S11 BASE PLATE DETAIL 5
1 1/2" = 10"



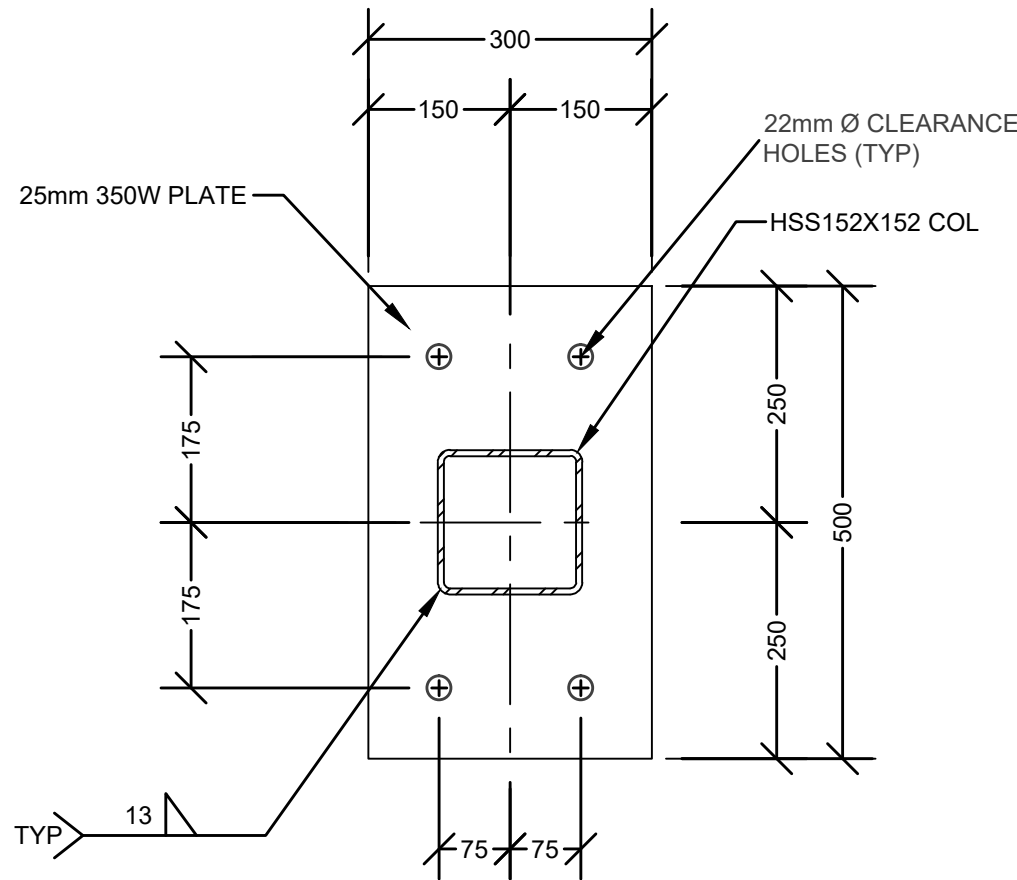
BP6 (PL40,4-AR2's)

6
S11 BASE PLATE DETAIL 6
1 1/2" = 10"



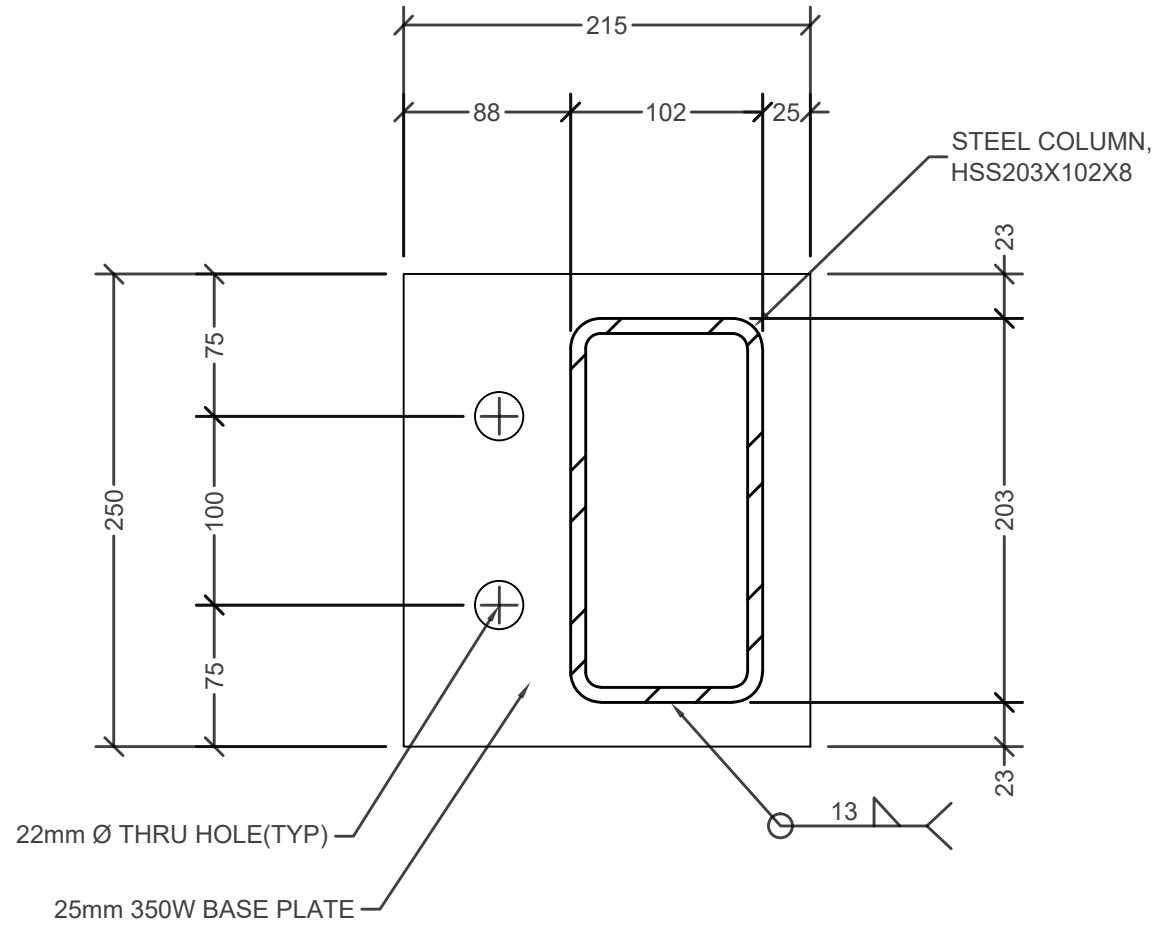
BP7 (PL40,4-AR2's)

7
S11 BASE PLATE DETAIL 7
1 1/2" = 10"



BP8 (PL25,4-AR1's)

8
S11 BASE PLATE DETAIL 8
1 1/2" = 10"



BP9 (PL25,2-AR3's)

9
S11 BASE PLATE DETAIL
3" = 10"



31 HILLENDALE AVE. TEL 613 531-7873,
KINGSTON, ONTARIO CEL 613 561-3428
K7M 1S2 FAX 613 531-0602

**E.R. TROUGHT
DESIGN INC.**

COPYRIGHT
THIS DRAWING AND DESIGN ARE THE COPYRIGHT
PROPERTY OF E. R. TROUGHT DESIGN
AND SHALL NOT BE COPIED, REPRODUCED OR DIS-
TRIBUTED IN WHOLE OR IN PART WITHOUT THE
EXPRESS WRITTEN CONSENT OF THE DESIGNER.

STRUCTURAL STEEL:

1. ALL STRUCTURAL STEEL (EXCEPT JOISTS) SHALL BE TO CSA SPECIFICATIONS G40.20/G40.21-91, M300W FOR ANGLES, CHANNELS, PLATES AND "S" SECTIONS AND M350W FOR "HSS" AND "WF" MEMBERS. STEEL SPECIFICATIONS FOR JOISTS MAY VARY AT THE DISCRETION OF THE JOIST DESIGNER.
2. ALL "HSS" COLUMNS SHALL BE "H" CLASS.
3. ALL STRUCTURAL STEEL SHALL BE FABRICATED AND ERECTED TO THE REQUIREMENTS OF CSA STANDARD CAN3-S16.1-M94, LATEST REVISED EDITION.
4. PROVIDE MINIMUM BEARING OF 200mm FOR ALL STEEL BEAMS BEARING ON MASONRY AND 150mm FOR ALL JOISTS BEARING ON STRUCTURAL STEEL UNLESS OTHERWISE DETAILED OR APPROVED BY ENGINEER.
5. ALL CONNECTION SHALL BE MADE WITH 19mm A325 BOLTS. THREADS MUST BE EXCLUDES. SHOP CONNECTIONS MAY BE WELDED.
6. ALL STRUCTURAL STEEL SHALL RECEIVE ONE SHOP COAT AND FIELD TOUCH UP COAT OF PRIMER PAINT.
7. CHECK ALL DIMENSIONS ON STRUCTURAL DRAWINGS WITH THE ARCHITECTURAL DRAWINGS. REPORT ANY INCONSISTENCIES BEFORE PROCEEDING WITH THE WORK. DO NOT SCALE THESE DRAWINGS.
8. STRUCTURAL STEEL (HSS ONLY):
 - ASTM A500 GRADE C (345 MPa FOR SQUARE/RECTANGULAR AND 317 MPa FOR ROUND) OR
 - G40.21 GRADE 350W CLASS C OR H
 - HSS MEMBERS REQUIRED TO BE GALVANIZED SHALL BE CLASS H, OR STRESS RELIEVED PRIOR TO GALVANIZING
9. ALL STRUCTURAL COMPONENTS THAT ARE CUT OR COPE HAVE TO BE ROUNDED (NOT SHARP EDGE)
10. SHOP DRAWINGS IS ONLY FOR GENERAL CONFORMITY WITH STRUCTURAL CONTRACT DOCUMENTS AND SPECIFICATIONS. COMMENTS MADE ON THE SHOP DRAWINGS DO NOT RELIEVE THE CONTRACTOR FROM COMPLIANCE WITH THE REQUIREMENTS OF THE STRUCTURAL CONTRACT DOCUMENTS AND SPECIFICATIONS

1	10/26/17	MINOR CHANGES TO WELDING	JNM
2	11/24/17	UPDATED DRAWS TO REFLECT BP8 & BP9	JNM
3	11/29/17	UPDATED TO REFLECT CONSULTANT REVIEW	JNM
4	02/12/18	UPDATED TO REFLECT CONSULTANT REVIEW	JNM
No.	DATE	DESCRIPTION	BY

REVISIONS



DRAWINGS MUST NOT BE SCALED CONTRACTOR SHALL VERIFY AND BE RESPONSIBLE FOR ALL DIMENSIONS AND SHALL REPORT ANY DISCREPANCY TO THE ENGINEER BEFORE PROCEEDING

THESE PLANS WERE DESIGNED IN ACCORDANCE WITH THE ONTARIO BUILDING CODE. THESE PLANS FORM THE BASIS FOR PERMIT ISSUANCE AND ANY DEVIATIONS FROM THESE PLANS AND DETAILS, INCLUDING THE VENTILATION SYSTEM, HEATING SYSTEM, WOODSTOVE, FIREPLACES, DECKS, BALCONIES AND FINISHED BASEMENTS, WILL REQUIRE A REVISED DRAWING AND CLEARANCE BY THE BUILDING DEPARTMENT.

**CSC MULTI-PURPOSE BUILDING
CBI MINIMUM INSTITUTION
(FRONTENAC)**

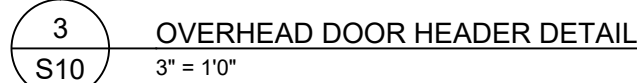
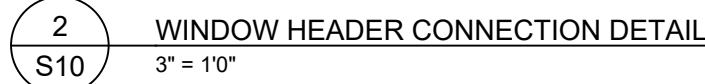
LOCATION:
KINGSTON, ONTARIO

FOR: **PUBLIC WORKS AND GOVERNMENT
SERVICES CANADA**

DRAWING:

BASE PLATE DETAILS

REVIEWED BY:		SCALE	DRAWING No.
DEPT.	NAME	AS SHOWN	S11
ARCH.	N/A		
STR.	ET,JM		
MEC.	N/A		
ELE.	N/A	DATE FEB 12, 2018	JOB#
JOB #:	17201	SHEET: 11 OF 13	



THIS DRAWING AND DESIGN ARE THE COPYRIGHT
PROPERTY OF E. R. TROUGHT DESIGN
AND SHALL NOT BE COPIED, REPRODUCED OR DIS-
TRIBUTED IN WHOLE OR IN PART WITHOUT THE
EXPRESS WRITTEN CONSENT OF THE DESIGNER.

1. ALL STRUCTURAL STEEL (EXCEPT JOISTS) SHALL BE TO CSA SPECIFICATIONS G40 20/G40 21-91, M300W FOR ANGLES, CHANNELS, PLATES AND "S" SECTIONS AND M350W FOR "HSS" AND "WF" MEMBERS. STEEL SPECIFICATIONS FOR JOISTS MAY VARY AT THE DISCRETION OF THE JOIST DESIGNER.
2. ALL "HSS" COLUMNS SHALL BE "H" CLASS.
3. ALL STRUCTURAL STEEL SHALL BE FABRICATED AND ERECTED TO THE REQUIREMENTS OF CSA STANDARD CAN3-S16.1-M94, LATEST REVISED EDITION
4. PROVIDE MINIMUM BEARING OF 200mm FOR ALL STEEL BEAMS BEARING ON MASONRY OR 150mm FOR ALL JOISTS BEARING ON STRUCTURAL STEEL UNLESS OTHERWISE DETAILED OR APPROVED BY ENGINEER.
5. ALL CONNECTIONS SHALL BE MADE WITH 19mm A325 BOLTS. THREADS MUST BE EXCLUDED. SHOP CONNECTIONS MAY BE WELDED.
6. ALL STRUCTURAL STEEL SHALL RECEIVE ONE SHOP COAT AND FIELD TOUCH UP COAT OF PRIMER PAINT.
7. CHECK ALL DIMENSIONS ON STRUCTURAL DRAWINGS WITH THE ARCHITECTURAL DRAWINGS. REPORT ANY INCONSISTENCIES BEFORE PROCEEDING WITH THE WORK. DO NOT SCALE THESE DRAWINGS.
8. STRUCTURAL STEEL (HSS ONLY):
 - ASTM A500 GRADE C (345 MPa FOR SQUARE/RECTANGULAR AND 317 MPa FOR ROUND) OR
 - G40 21 GRADE 350W CLASS C OR H
 - HSS MEMBERS REQUIRED TO BE GALVANIZED SHALL BE CLASS H, OR STRESS RELIEVED PRIOR TO GALVANIZING
9. ALL STRUCTURAL COMPONENTS THAT ARE CUT OR COPED HAVE TO BE ROUNDED (NOT SHARP EDGE)
10. SHOP DRAWINGS IS ONLY FOR GENERAL CONFORMITY WITH STRUCTURAL CONTRACT DOCUMENTS AND SPECIFICATIONS. COMMENTS MADE ON THE SHOP DRAWINGS DO NOT RELIEVE THE CONTRACTOR FROM COMPLIANCE WITH THE REQUIREMENTS OF THE STRUCTURAL CONTRACT DOCUMENTS AND SPECIFICATIONS

REVISIONS



THESE PLANS WERE DESIGNED IN ACCORDANCE WITH THE ONTARIO BUILDING CODE. THESE PLANS FORM THE BASIS FOR PERMIT ISSUANCE AND ANY DEVIATIONS FROM THESE PLANS AND DETAILS, INCLUDING THE VENTILATION SYSTEM, HEATING SYSTEM, WOODSTOVE, FIREPLACES, DECKS, BALCONIES AND FINISHED BASEMENTS, WILL REQUIRE A REVISED DRAWING AND CLEARANCE BY THE BUILDING DEPARTMENT.

CSC MULTI-PURPOSE BUILDING
CBI MINIMUM INSTITUTION
(FRONTENAC)

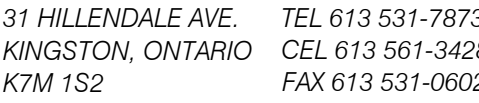
LOCATION:
KINGSTON, ONTARIO

FOR: PUBLIC WORKS AND GOVERNMENT
SERVICES CANADA

DRAWING:

STRUCTURAL ELEVATIONS CONT. &
DETAILS

REVIEWED BY:		SCALE	DRAWING No.
DEPT.	NAME		
ARCH.	N/A		
STR.	ET, JM		
MEC.	N/A		
ELE.	N/A	AS SHOWN	<div style="font-size: 48pt; text-align: center;">S10</div>
		DATE	
		FEB 12, 2018	
JOB #:	17201	SHEET: 10 OF 13	JOB#



E.R. TROUGHT
DESIGN INC.

THIS DRAWING AND DESIGN ARE THE COPYRIGHT
PROPERTY OF E. R. TROUGHT DESIGN
AND SHALL NOT BE COPIED, REPRODUCED OR DIS-
TRIBUTED IN WHOLE OR IN PART WITHOUT THE
EXPRESS WRITTEN CONSENT OF THE DESIGNER.

1. ALL STRUCTURAL STEEL (EXCEPT JOISTS) SHALL BE TO CSA SPECIFICATIONS G40 20/G40 21-91, M300W FOR ANGLES, CHANNELS, PLATES AND "S" SECTIONS AND M350W FOR "HSS" AND "WF" MEMBERS. STEEL SPECIFICATIONS FOR JOISTS MAY VARY AT THE DISCRETION OF THE JOIST DESIGNER.
2. ALL "HSS" COLUMNS SHALL BE "H" CLASS.
3. ALL STRUCTURAL STEEL SHALL BE FABRICATED AND ERECTED TO THE REQUIREMENTS OF CSA STANDARD CAN3-S16.1-M94, LATEST REVISED EDITION
4. PROVIDE MINIMUM BEARING OF 200mm FOR ALL STEEL BEAMS BEARING ON MASONRY OR 150mm FOR ALL JOISTS BEARING ON STRUCTURAL STEEL UNLESS OTHERWISE DETAILED OR APPROVED BY ENGINEER.
5. ALL CONNECTIONS SHALL BE MADE WITH 19mm A325 BOLTS. THREADS MUST BE EXCLUDED. SHOP CONNECTIONS MAY BE WELDED.
6. ALL STRUCTURAL STEEL SHALL RECEIVE ONE SHOP COAT AND FIELD TOUCH UP COAT OF PRIMER PAINT.
7. CHECK ALL DIMENSIONS ON STRUCTURAL DRAWINGS WITH THE ARCHITECTURAL DRAWINGS. REPORT ANY INCONSISTENCIES BEFORE PROCEEDING WITH THE WORK. DO NOT SCALE THESE DRAWINGS.
8. STRUCTURAL STEEL (HSS ONLY):
 - ASTM A500 GRADE C (345 MPa FOR SQUARE/RECTANGULAR AND 317 MPa FOR ROUND) OR
 - G40 21 GRADE 350W CLASS C OR H
 - HSS MEMBERS REQUIRED TO BE GALVANIZED SHALL BE CLASS H, OR STRESS RELIEVED PRIOR TO GALVANIZING
9. ALL STRUCTURAL COMPONENTS THAT ARE CUT OR COPED HAVE TO BE ROUNDED (NOT SHARP EDGE)
10. SHOP DRAWINGS IS ONLY FOR GENERAL CONFORMITY WITH STRUCTURAL CONTRACT DOCUMENTS AND SPECIFICATIONS. COMMENTS MADE ON THE SHOP DRAWINGS DO NOT RELIEVE THE CONTRACTOR FROM COMPLIANCE WITH THE REQUIREMENTS OF THE STRUCTURAL CONTRACT DOCUMENTS AND SPECIFICATIONS

REVISIONS

THESE PLANS WERE DESIGNED IN ACCORDANCE WITH THE ONTARIO BUILDING CODE. THESE PLANS FORM THE BASIS FOR PERMIT ISSUANCE AND ANY DEVIATIONS FROM THESE PLANS AND DETAILS, INCLUDING THE VENTILATION SYSTEM, HEATING SYSTEM, WOODSTOVE, FIREPLACES, DECKS, BALCONIES AND FINISHED BASEMENTS, WILL REQUIRE A REVISED DRAWING AND CLEARANCE BY THE BUILDING DEPARTMENT.

CSC MULTI-PURPOSE BUILDING
CBI MINIMUM INSTITUTION
(FRONTENAC)

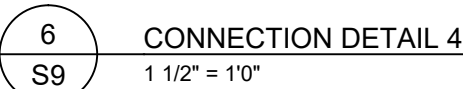
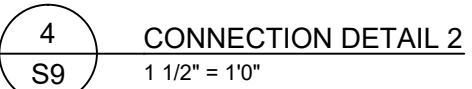
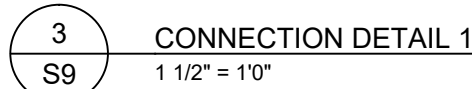
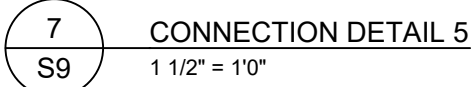
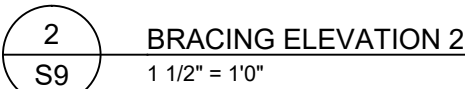
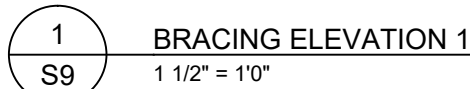
LOCATION:
KINGSTON, ONTARIO

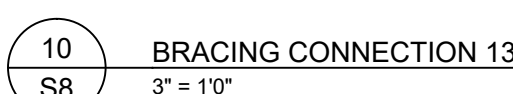
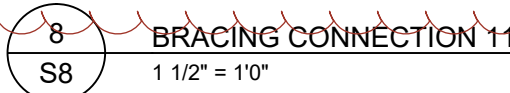
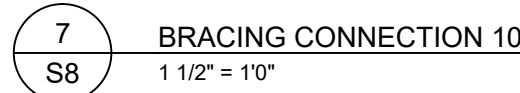
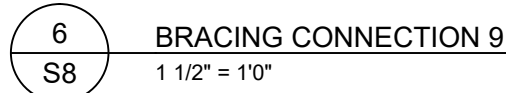
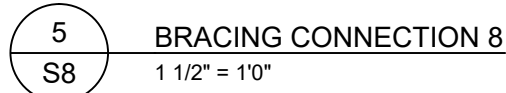
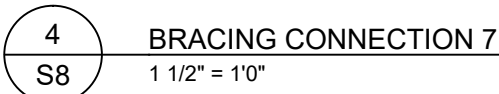
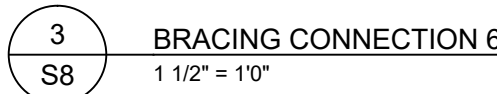
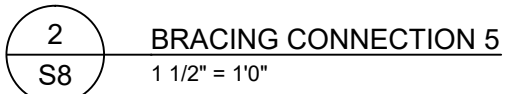
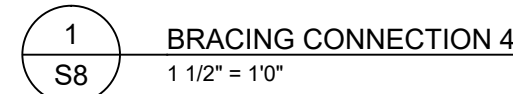
FOR: PUBLIC WORKS AND GOVERNMENT
SERVICES CANADA

DRAWING:

BRACING ELEVATIONS CONT. & DETAILS

REVIEWED BY:		SCALE	DRAWING No.
DEPT.	NAME		
ARCH.	N/A		
STR.	ET, JM		
MEC.	N/A	AS SHOWN	S9
ELE.	N/A		
DATE			
FEB 12, 2018			
JOB #:	17201	SHEET: 9 OF 13	JOB#





JOB#	17201	SHEET	8	OF 13	JOB#
------	-------	-------	---	-------	------



31 HILLENDALE AVE. TEL 613 531-7873,
KINGSTON, ONTARIO CEL 613 561-3428
K7M 1S2 FAX 613 531-0602

COPYRIGHT

THIS DRAWING AND DESIGN ARE THE COPYRIGHT PROPERTY OF E. R. TROUGHT DESIGN AND SHALL NOT BE COPIED, REPRODUCED OR DISTRIBUTED IN WHOLE OR IN PART WITHOUT THE EXPRESS WRITTEN CONSENT OF THE DESIGNER.

STRUCTURAL STEEL:

1. ALL STRUCTURAL STEEL (EXCEPT JOISTS) SHALL BE TO CSA SPECIFICATIONS G40.20/G40.21-91, M300W FOR ANGLES, CHANNELS, PLATES AND "S" SECTIONS AND M350W FOR "HSS" AND "WF" MEMBERS. STEEL SPECIFICATIONS FOR JOISTS MAY VARY AT THE DISCRETION OF THE JOIST DESIGNER.
2. ALL "HSS" COLUMNS SHALL BE "H" CLASS.
3. ALL STRUCTURAL STEEL SHALL BE FABRICATED AND ERECTED TO THE REQUIREMENTS OF CSA STANDARD CAN3-S16.1-M94, LATEST REVISED EDITION.
4. PROVIDE MINIMUM BEARING OF 200mm FOR ALL STEEL BEAMS BEARING ON MASONRY AND 150mm FOR ALL JOISTS BEARING ON STRUCTURAL STEEL UNLESS OTHERWISE DETAILED OR APPROVED BY ENGINEER.
5. ALL CONNECTION SHALL BE MADE WITH 19mm A325 BOLTS. THREADS MUST BE EXCLUDES. SHOP CONNECTIONS MAY BE WELDED.
6. ALL STRUCTURAL STEEL SHALL RECEIVE ONE SHOP COAT AND FIELD TOUCH UP COAT OF PRIMER PAINT.
7. CHECK ALL DIMENSIONS ON STRUCTURAL DRAWINGS WITH THE ARCHITECTURAL DRAWINGS. REPORT ANY INCONSISTENCIES BEFORE PROCEEDING WITH THE WORK. DO NOT SCALE THESE DRAWINGS.
8. STRUCTURAL STEEL (HSS ONLY):
 - ASTM A500 GRADE C (345 MPa FOR SQUARE/RECTANGULAR AND 317 MPa FOR ROUND) OR - G40.21 GRADE 350W CLASS C OR H
 - HSS MEMBERS REQUIRED TO BE GALVANIZED SHALL BE CLASS H, OR STRESS RELIEVED PRIOR TO GALVANIZING
9. ALL STRUCTURAL COMPONENTS THAT ARE CUT OR COPE HAVE TO BE ROUNDED (NOT SHARP EDGE)
10. SHOP DRAWINGS IS ONLY FOR GENERAL CONFORMITY WITH STRUCTURAL CONTRACT DOCUMENTS AND SPECIFICATIONS. COMMENTS MADE ON THE SHOP DRAWINGS DO NOT RELIEVE THE CONTRACTOR FROM COMPLIANCE WITH THE REQUIREMENTS OF THE STRUCTURAL CONTRACT DOCUMENTS AND SPECIFICATIONS

1	10/26/17	MINOR CHANGES TO WELDING	JNM
2	11/24/17	UPDATED DRAWS TO REFLECT BP8 & BP9	JNM
3	11/29/17	UPDATED TO REFLECT CONSULTANT REVIEW	JNM
4	02/12/18	UPDATED TO REFLECT CONSULTANT REVIEW	JNM

No.	DATE	DESCRIPTION	BY
-----	------	-------------	----

REVISIONS



DRAWINGS MUST NOT BE SCALED CONTRACTOR SHALL VERIFY AND BE RESPONSIBLE FOR ALL DIMENSIONS AND SHALL REPORT ANY DISCREPANCY TO THE ENGINEER BEFORE PROCEEDING

THESE PLANS WERE DESIGNED IN ACCORDANCE WITH THE ONTARIO BUILDING CODE. THESE PLANS FORM THE BASIS FOR PERMIT ISSUANCE AND ANY DEVIATIONS FROM THESE PLANS AND DETAILS, INCLUDING THE VENTILATION SYSTEM, HEATING SYSTEM, WOODSTOVE, FIREPLACES, DECKS, BALCONIES AND FINISHED BASEMENTS, WILL REQUIRE A REVISED DRAWING AND CLEARANCE BY THE BUILDING DEPARTMENT.

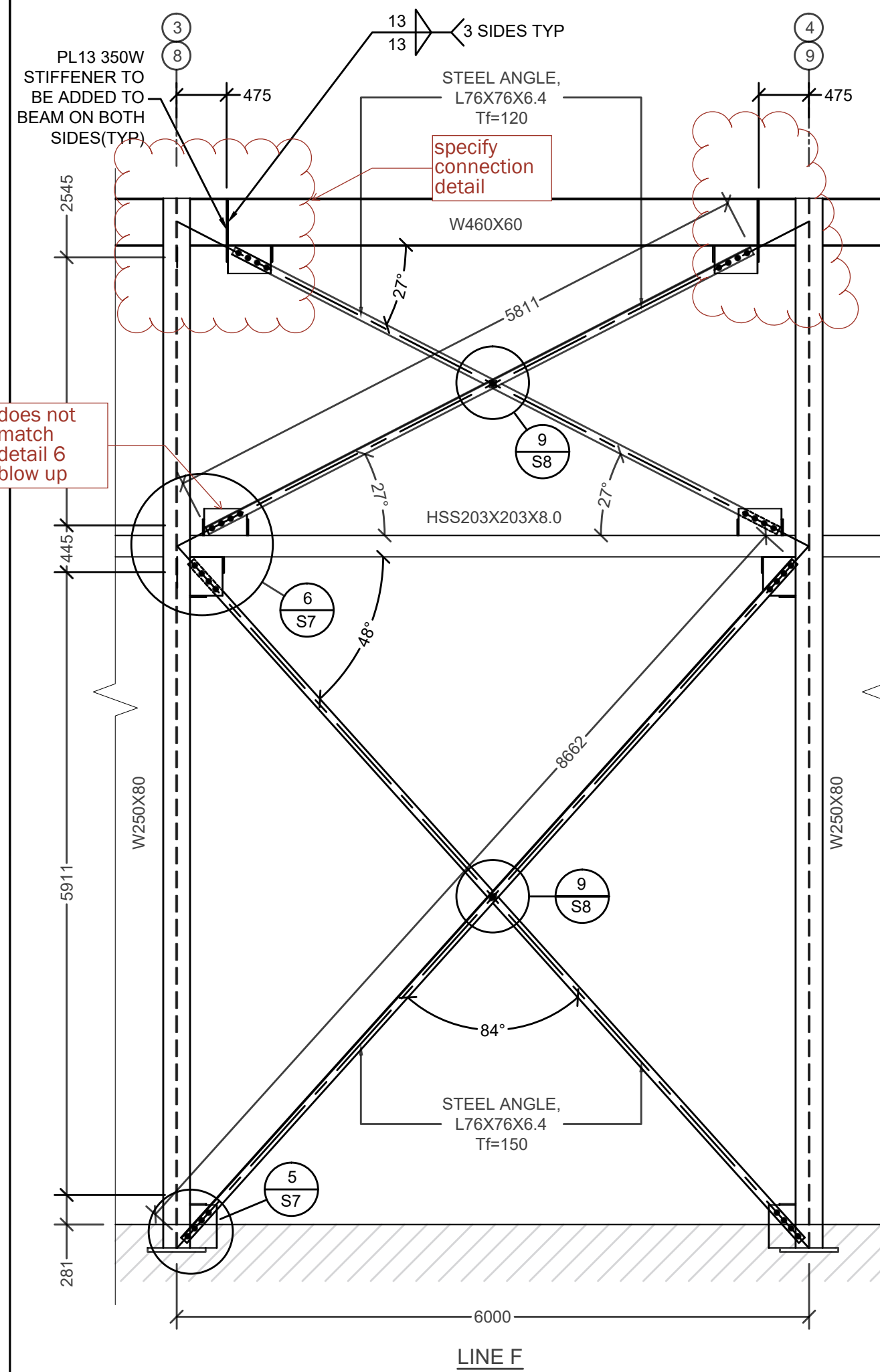
CSC MULTI-PURPOSE BUILDING
CBI MINIMUM INSTITUTION
(FRONTENAC)

LOCATION:
KINGSTON, ONTARIO

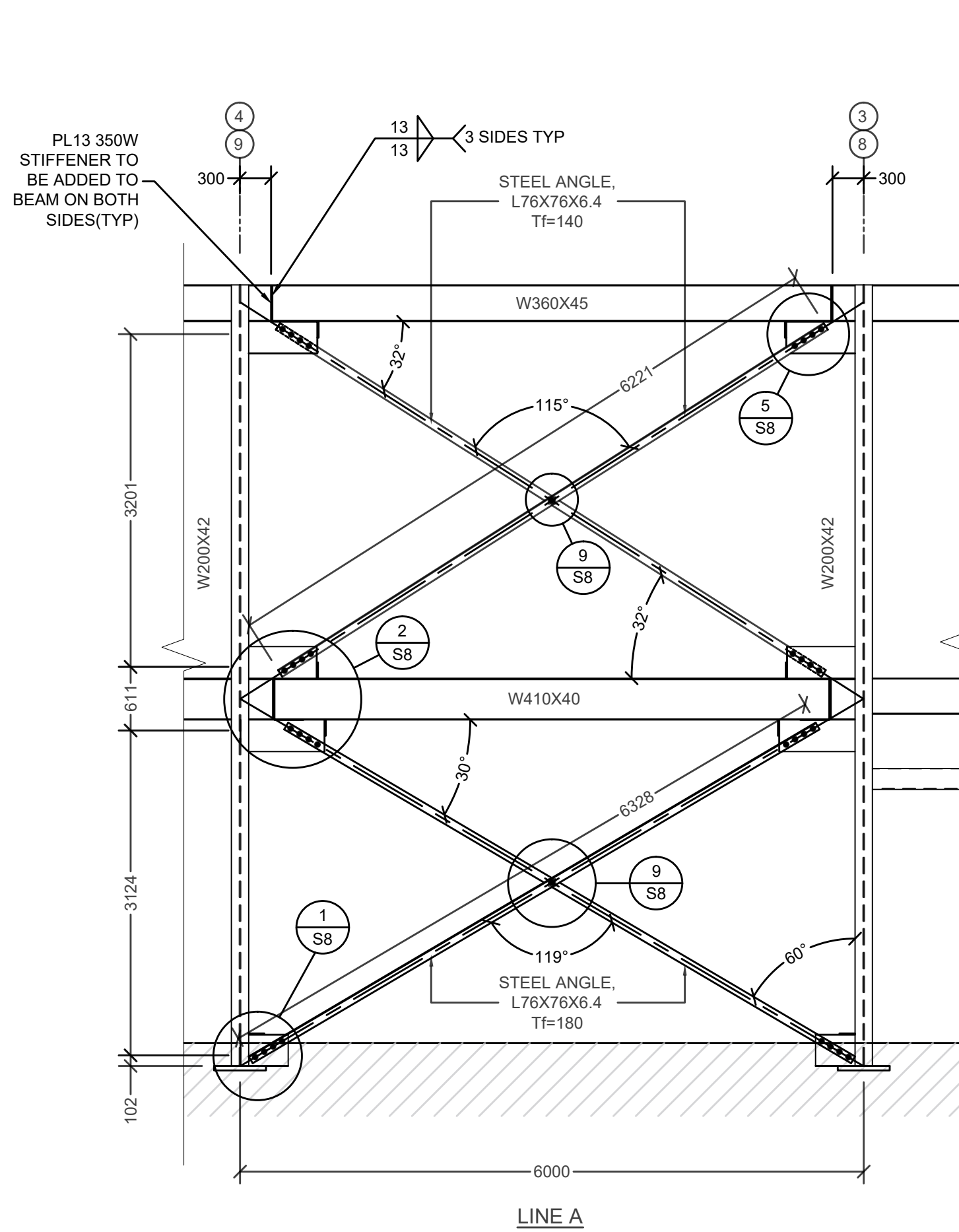
FOR: PUBLIC WORKS AND GOVERNMENT
SERVICES CANADA

DRAWING:
BRACING ELEVATIONS & DETAILS

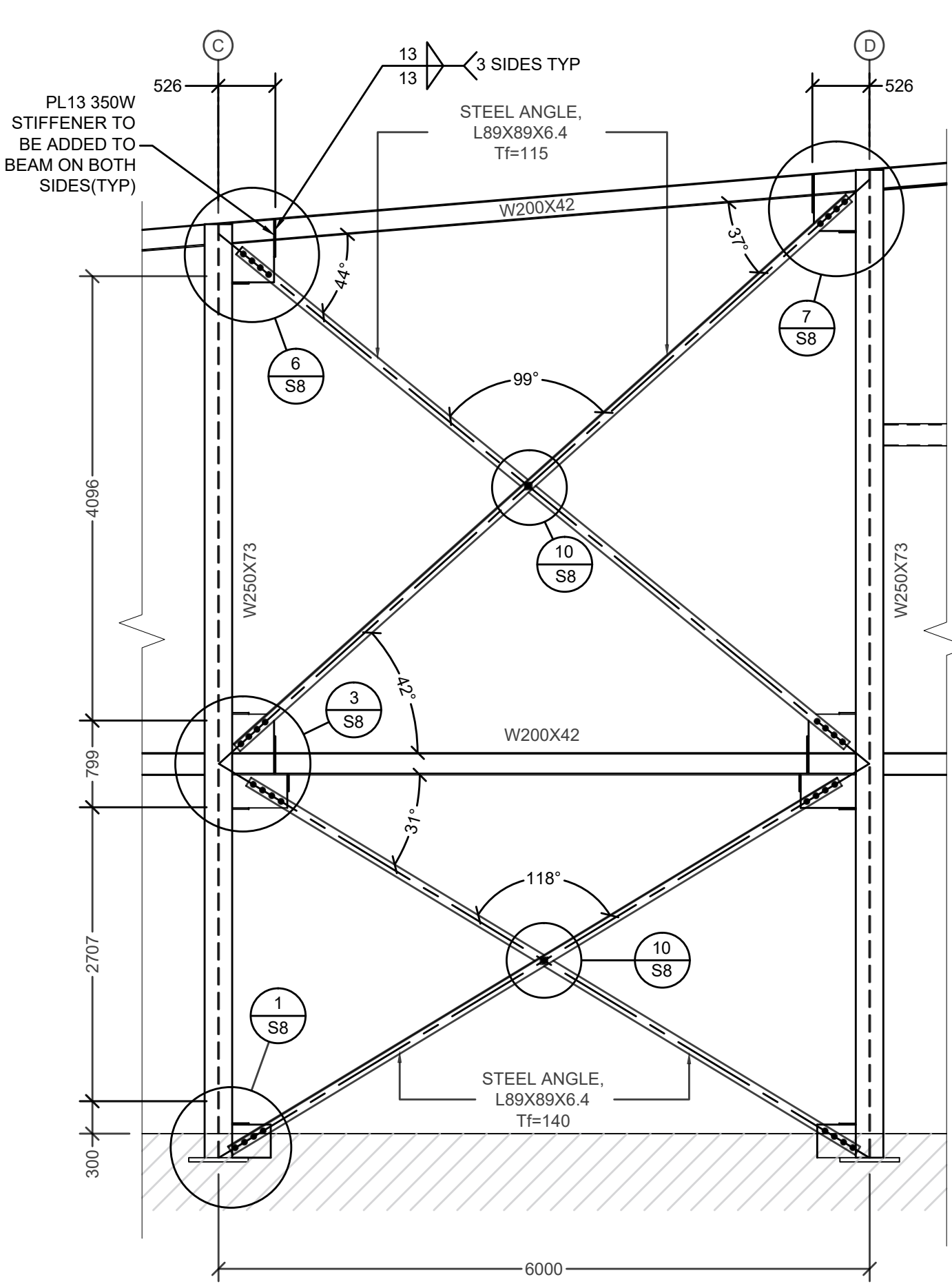
REVIEWED BY:		SCALE	DRAWING No.
DEPT.	NAME	AS SHOWN	S7
ARCH.	N/A		
STR.	ET,JM	DATE	
MEC.	N/A	FEB 12, 2018	
ELE.	N/A		
JOB #:	17201	SHEET: 7 OF 13	JOB#



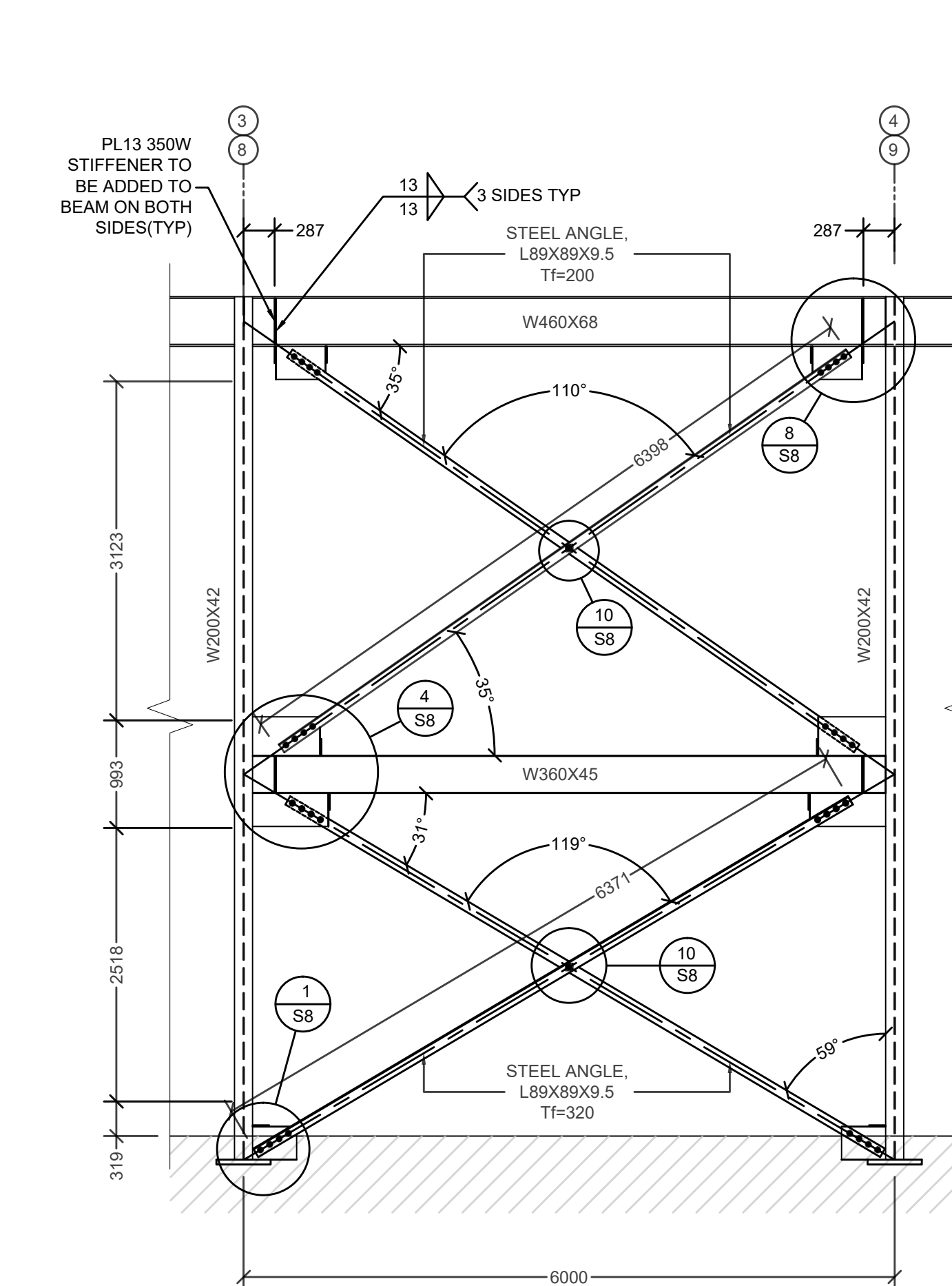
1
S7
BRACING ELEVATION 1
1/4" = 1'0"



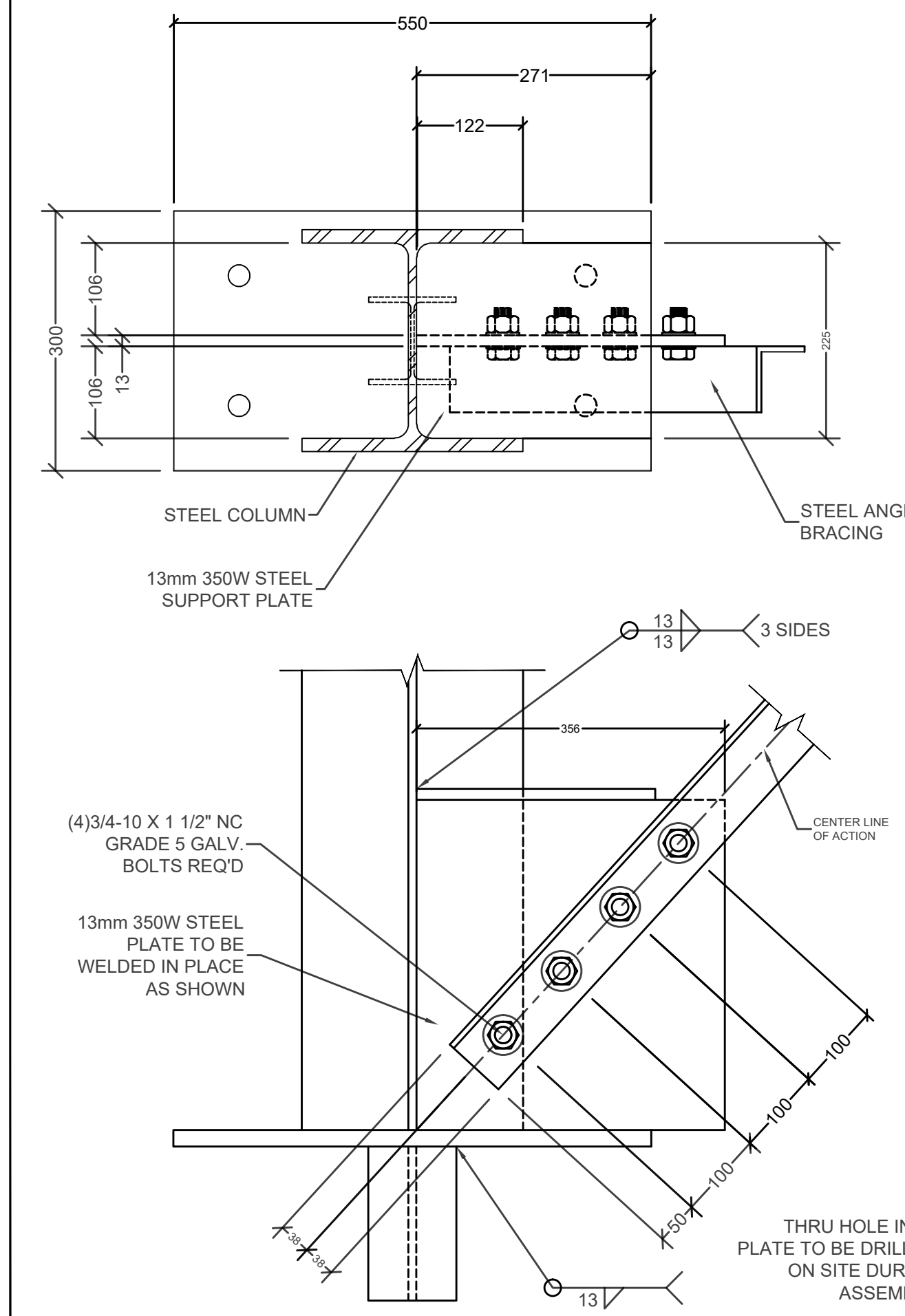
2
S7
BRACING ELEVATION 2
1/4" = 1'0"



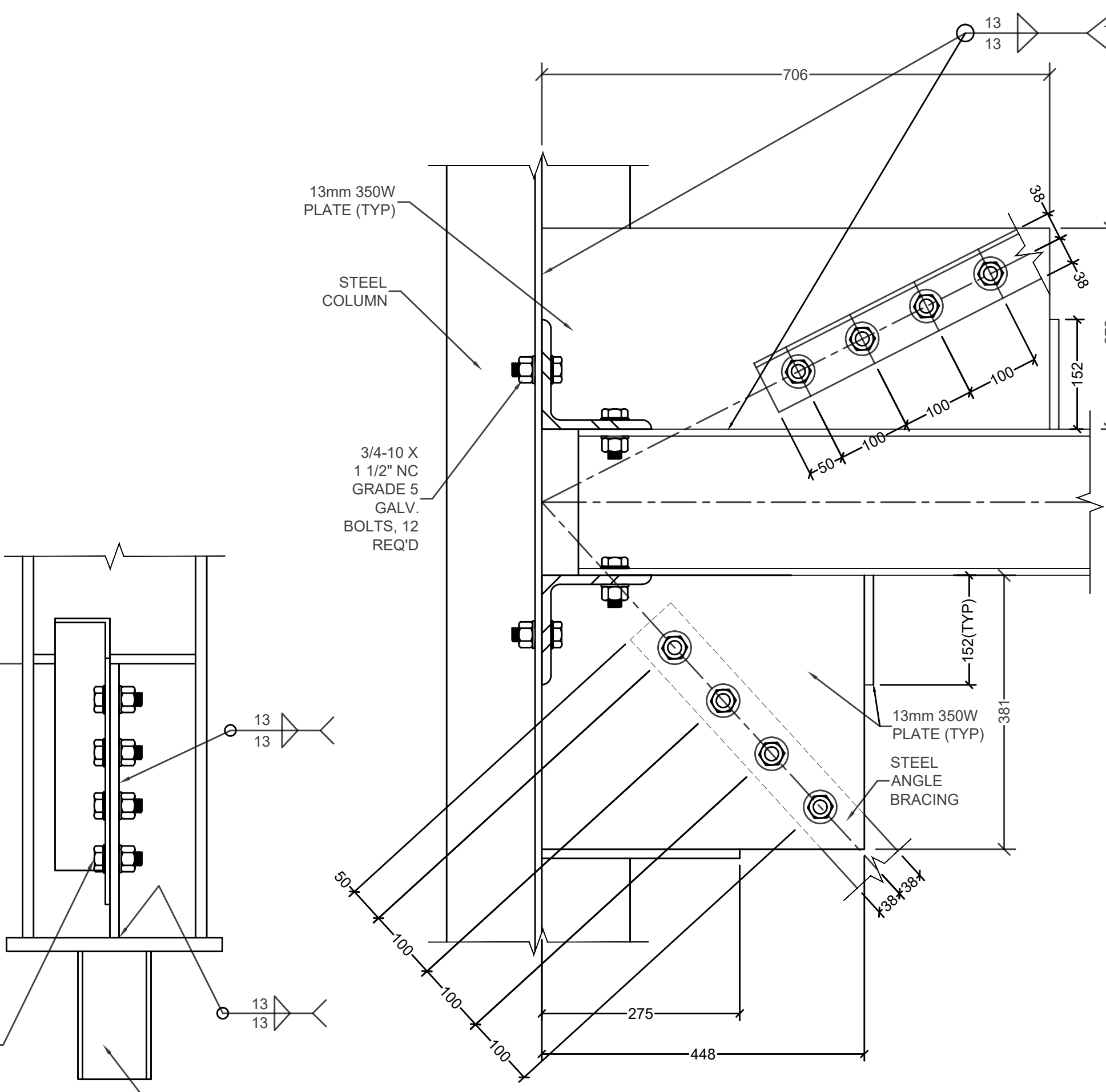
3
S7
BRACING ELEVATION 3
1/4" = 1'0"



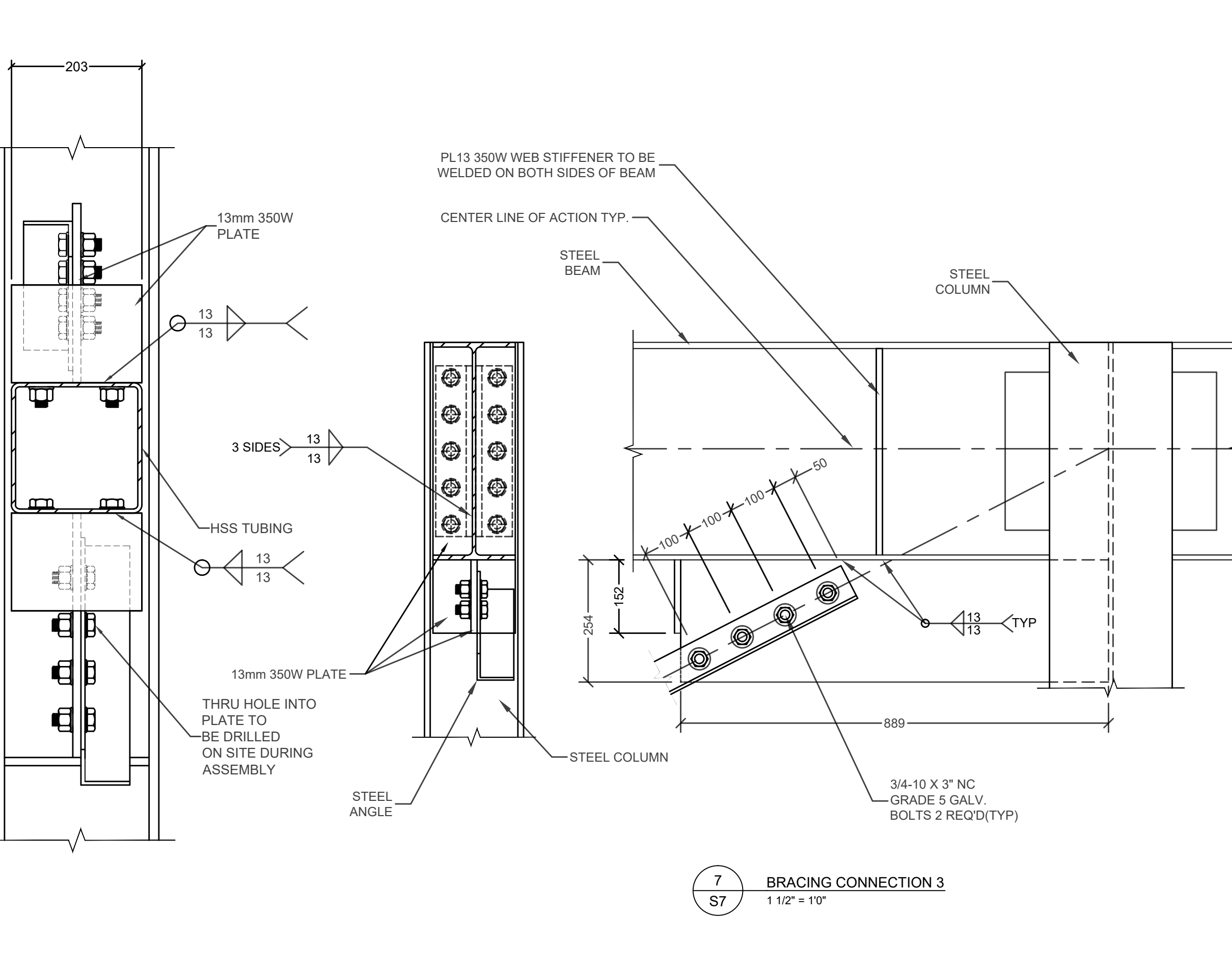
4
S7
BRACING ELEVATION 4
1/4" = 1'0"



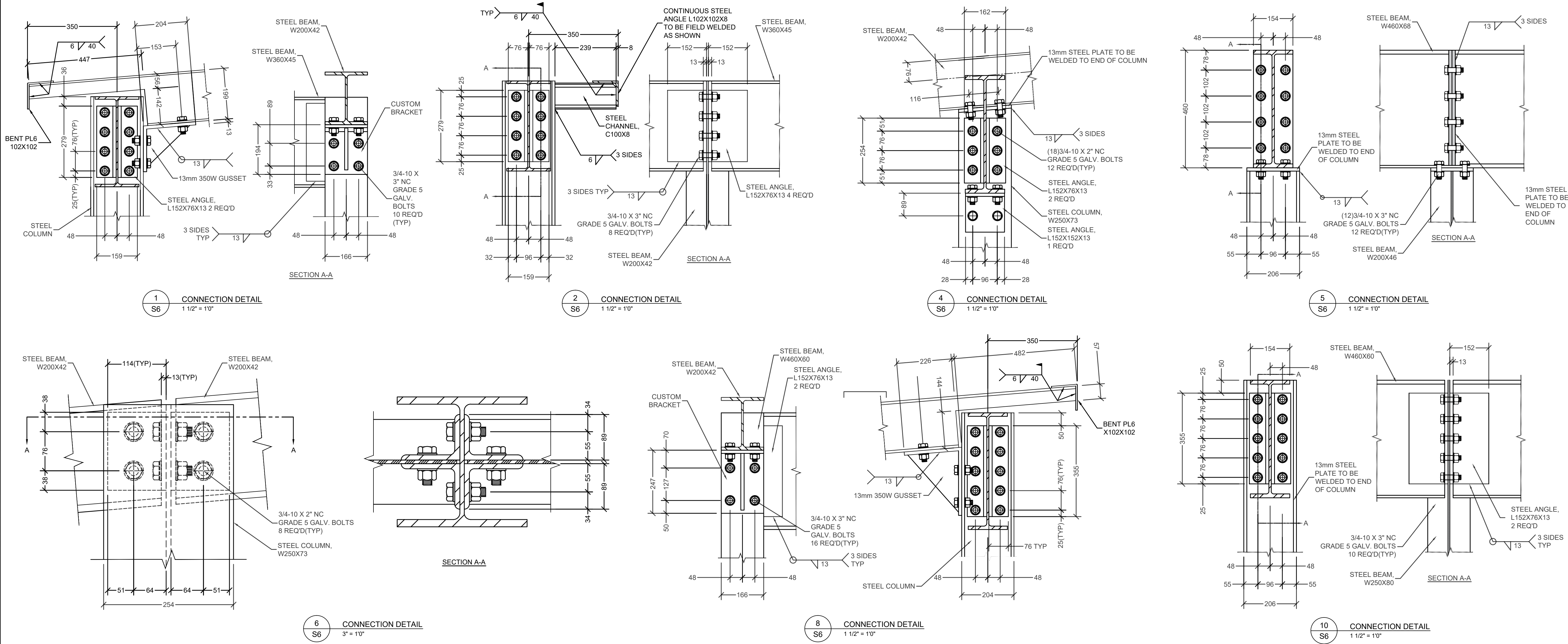
5
S7
BRACING CONNECTION 1
2" = 1'0"



6
S7
BRACING CONNECTION 2
2" = 1'0"



7
S7
BRACING CONNECTION 3
1 1/2" = 1'0"




COPYRIGHT
THIS DRAWING AND DESIGN ARE THE COPYRIGHT
PROPERTY OF E. R. TROUGHT DESIGN
AND SHALL NOT BE COPIED, REPRODUCED OR DIS-
TRIBUTED IN WHOLE OR IN PART WITHOUT THE
EXPRESS WRITTEN CONSENT OF THE DESIGNER.

STRUCTURAL STEEL:

1. ALL STRUCTURAL STEEL (EXCEPT JOISTS) SHALL BE TO CSA SPECIFICATIONS G40.20/G40.21-91, M300V FOR ANGLES, CHANNELS, PLATES AND "S" SECTIONS AND M350W FOR "HSS" AND "WF" MEMBERS. STEEL SPECIFICATIONS FOR JOISTS MAY VARY AT THE DISCRETION OF THE JOIST DESIGNER.
2. ALL "HSS" COLUMNS SHALL BE "H" CLASS.
3. ALL STRUCTURAL STEEL SHALL BE FABRICATED AND ERECTED TO THE REQUIREMENTS OF CSA STANDARD CAN3-S16.1-M94, LATEST REVISED EDITION.
4. PROVIDE MINIMUM BEARING OF 200mm FOR ALL STEEL BEAMS BEARING ON MASONRY AND 150mm FOR ALL JOISTS BEARING ON STRUCTURAL STEEL UNLESS OTHERWISE DETAILED OR APPROVED BY ENGINEER.
5. ALL CONNECTION SHALL BE MADE WITH 19mm A325 BOLTS. THREADS MUST BE EXCLUDES. SHOP CONNECTIONS MAY BE WELDED.
6. ALL STRUCTURAL STEEL SHALL RECEIVE ONE SHOP COAT AND FIELD TOUCH UP COAT OF PRIMER PAINT.
7. CHECK ALL DIMENSIONS ON STRUCTURAL DRAWINGS WITH THE ARCHITECTURAL DRAWINGS. REPORT ANY INCONSISTENCIES BEFORE PROCEEDING WITH THE WORK. DO NOT SCALE THESE DRAWINGS.
8. STRUCTURAL STEEL (HSS ONLY):
 - ASTM A500 GRADE C (345 MPa FOR SQUARE/RECTANGULAR AND 317 MPa FOR ROUND) OR
 - G40.21 GRADE 350W CLASS C OR H
 - HSS MEMBERS REQUIRED TO BE GALVANIZED SHALL BE CLASS H, OR STRESS RELIEVED PRIOR TO GALVANIZING
9. ALL STRUCTURAL COMPONENTS THAT ARE CUT OR COPED HAVE TO BE ROUNDED (NOT SHARP EDGE)
10. SHOP DRAWINGS IS ONLY FOR GENERAL CONFORMITY WITH STRUCTURAL CONTRACT DOCUMENTS AND SPECIFICATIONS. COMMENTS MADE ON THE SHOP DRAWINGS DO NOT RELIEVE THE CONTRACTOR FROM COMPLIANCE WITH THE REQUIREMENTS OF THE STRUCTURAL CONTRACT DOCUMENTS AND SPECIFICATIONS

1	10/26/17	MINOR CHANGES TO WELDING	JNM
2	11/24/17	UPDATED DRAWS TO REFLECT BP8 & BP9	JNM
3	11/29/17	UPDATED TO REFLECT CONSULTANT REVIEW	JNM
4	02/12/18	UPDATED TO REFLECT CONSULTANT REVIEW	JNM
No.	DATE	DESCRIPTION	BY



DRAWINGS MUST NOT BE SCALED CONTRACTOR SHALL VERIFY AND BE RESPONSIBLE FOR ALL DIMENSIONS AND SHALL REPORT ANY DISCREPANCY TO THE ENGINEER BEFORE PROCEEDING

THESE PLANS WERE DESIGNED IN ACCORDANCE WITH THE ONTARIO BUILDING CODE. THESE PLANS FORM THE BASIS FOR PERMIT ISSUANCE AND ANY DEVIATIONS FROM THESE PLANS AND DETAILS, INCLUDING THE VENTILATION SYSTEM, HEATING SYSTEM, WOODSTOVE, FIREPLACES, DECKS, BALCONIES AND FINISHED BASEMENTS, WILL REQUIRE A REVISED DRAWING AND CLEARANCE BY THE BUILDING DEPARTMENT.

CSC MULTI-PURPOSE BUILDING
CBI MINIMUM INSTITUTION
(FRONTENAC)

LOCATION:
KINGSTON, ONTARIO

FOR: **PUBLIC WORKS AND GOVERNMENT SERVICES CANADA**

DRAWING:
STRUCTURAL CONNECTION DETAILS
PAGE 2

REVIEWED BY:		SCALE	DRAWING No.
DEPT.	NAME		
ARCH.	N/A	AS SHOWN	S6
STR.	ET,JM		
MEC.	N/A	DATE	
ELE.	N/A	FEB 12, 2018	
JOB #:	17201	SHEET: 6 OF 13	JOB#



31 HILLENDALE AVE. TEL 613 531-7873
KINGSTON, ONTARIO CEL 613 561-3428
K7M 1S2 FAX 613 531-0602

**E.R. TROUGHT
DESIGN INC.**

COPYRIGHT
THIS DRAWING AND DESIGN ARE THE COPYRIGHT
PROPERTY OF E. R. TROUGHT DESIGN
AND SHALL NOT BE COPIED, REPRODUCED OR DIS-
TRIBUTED IN WHOLE OR IN PART WITHOUT THE
EXPRESS WRITTEN CONSENT OF THE DESIGNER.

STRUCTURAL STEEL:

1. ALL STRUCTURAL STEEL (EXCEPT JOISTS) SHALL BE TO CSA SPECIFICATIONS G40.20/G40.21-91, M300W FOR ANGLES, CHANNELS, PLATES AND "S" SECTIONS AND M350W FOR "HSS" AND "WF" MEMBERS. STEEL SPECIFICATIONS FOR JOISTS MAY VARY AT THE DISCRETION OF THE JOIST DESIGNER.
2. ALL "HSS" COLUMNS SHALL BE "H" CLASS.
3. ALL STRUCTURAL STEEL SHALL BE FABRICATED AND ERECTED TO THE REQUIREMENTS OF CSA STANDARD CAN3-S16.1-M94, LATEST REVISED EDITION.
4. PROVIDE MINIMUM BEARING OF 200mm FOR ALL STEEL BEAMS BEARING ON MASONRY AND 150mm FOR ALL JOISTS BEARING ON STRUCTURAL STEEL UNLESS OTHERWISE DETAILED OR APPROVED BY ENGINEER.
5. ALL CONNECTION SHALL BE MADE WITH 19mm A325 BOLTS. THREADS MUST BE EXCLUDED. SHOP CONNECTIONS MAY BE WELDED.
6. ALL STRUCTURAL STEEL SHALL RECEIVE ONE SHOP COAT AND FIELD TOUCH UP COAT OF PRIMER PAINT.
7. CHECK ALL DIMENSIONS ON STRUCTURAL DRAWINGS WITH THE ARCHITECTURAL DRAWINGS. REPORT ANY INCONSISTENCIES BEFORE PROCEEDING WITH THE WORK. DO NOT SCALE THESE DRAWINGS.
8. STRUCTURAL STEEL (HSS ONLY):
 - ASTM A500 GRADE C (345 MPa FOR SQUARE/RECTANGULAR AND 317 MPa FOR ROUND) OR
 - G40.21 GRADE 350W CLASS C OR H
 - HSS MEMBERS REQUIRED TO BE GALVANIZED SHALL BE CLASS H, OR STRESS RELIEVED PRIOR TO GALVANIZING
9. ALL STRUCTURAL COMPONENTS THAT ARE CUT OR COPED HAVE TO BE ROUNDED (NOT SHARP EDGE)
10. SHOP DRAWINGS IS ONLY FOR GENERAL CONFORMITY WITH STRUCTURAL CONTRACT DOCUMENTS AND SPECIFICATIONS. COMMENTS MADE ON THE SHOP DRAWINGS DO NOT RELIEVE THE CONTRACTOR FROM COMPLIANCE WITH THE REQUIREMENTS OF THE STRUCTURAL CONTRACT DOCUMENTS AND SPECIFICATIONS

1	10/26/17	MINOR CHANGES TO WELDING	JNM
2	11/24/17	UPDATED DRAWS TO REFLECT BP8 & BP9	JNM
3	11/29/17	UPDATED TO REFLECT CONSULTANT REVIEW	JNM
4	02/12/18	UPDATED TO REFLECT CONSULTANT REVIEW	JNM

No.	DATE	DESCRIPTION	BY
-----	------	-------------	----



DRAWINGS MUST NOT BE SCALED CONTRACTOR SHALL VERIFY AND BE RESPONSIBLE FOR ALL DIMENSIONS AND SHALL REPORT ANY DISCREPANCY TO THE ENGINEER BEFORE PROCEEDING

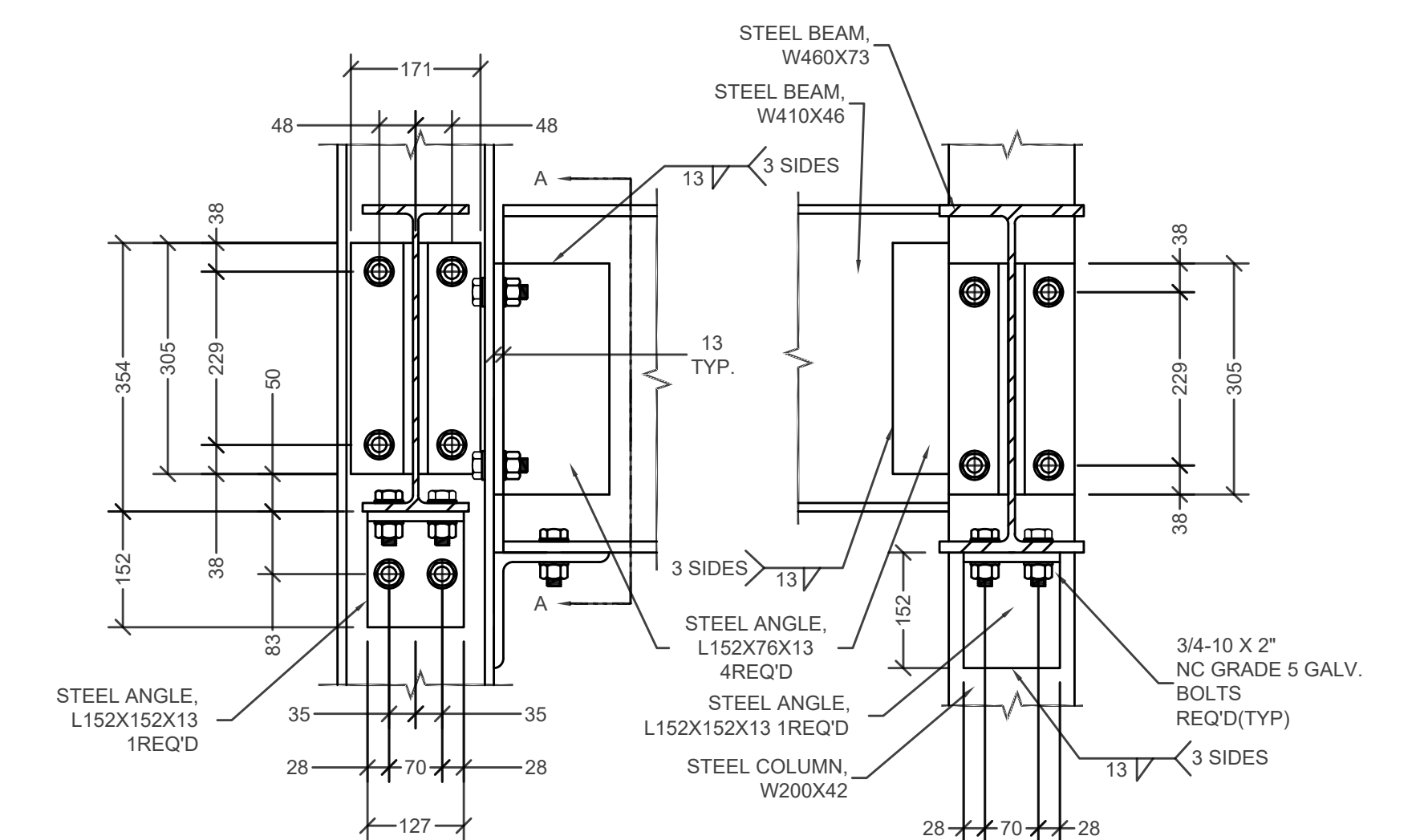
THESE PLANS WERE DESIGNED IN ACCORDANCE WITH THE ONTARIO BUILDING CODE. THESE PLANS FORM THE BASIS FOR PERMIT ISSUANCE AND ANY DEVIATIONS FROM THESE PLANS AND DETAILS, INCLUDING THE VENTILATION SYSTEM, HEATING SYSTEM, WOODSTOVE, FIREPLACES, DECKS, BALCONIES AND FINISHED BASEMENTS, WILL REQUIRE A REVISED DRAWING AND CLEARANCE BY THE BUILDING DEPARTMENT.

**CSC MULTI-PURPOSE BUILDING
CBI MINIMUM INSTITUTION
(FRONTENAC)**

LOCATION:
KINGSTON, ONTARIO
FOR: **PUBLIC WORKS AND GOVERNMENT
SERVICES CANADA**

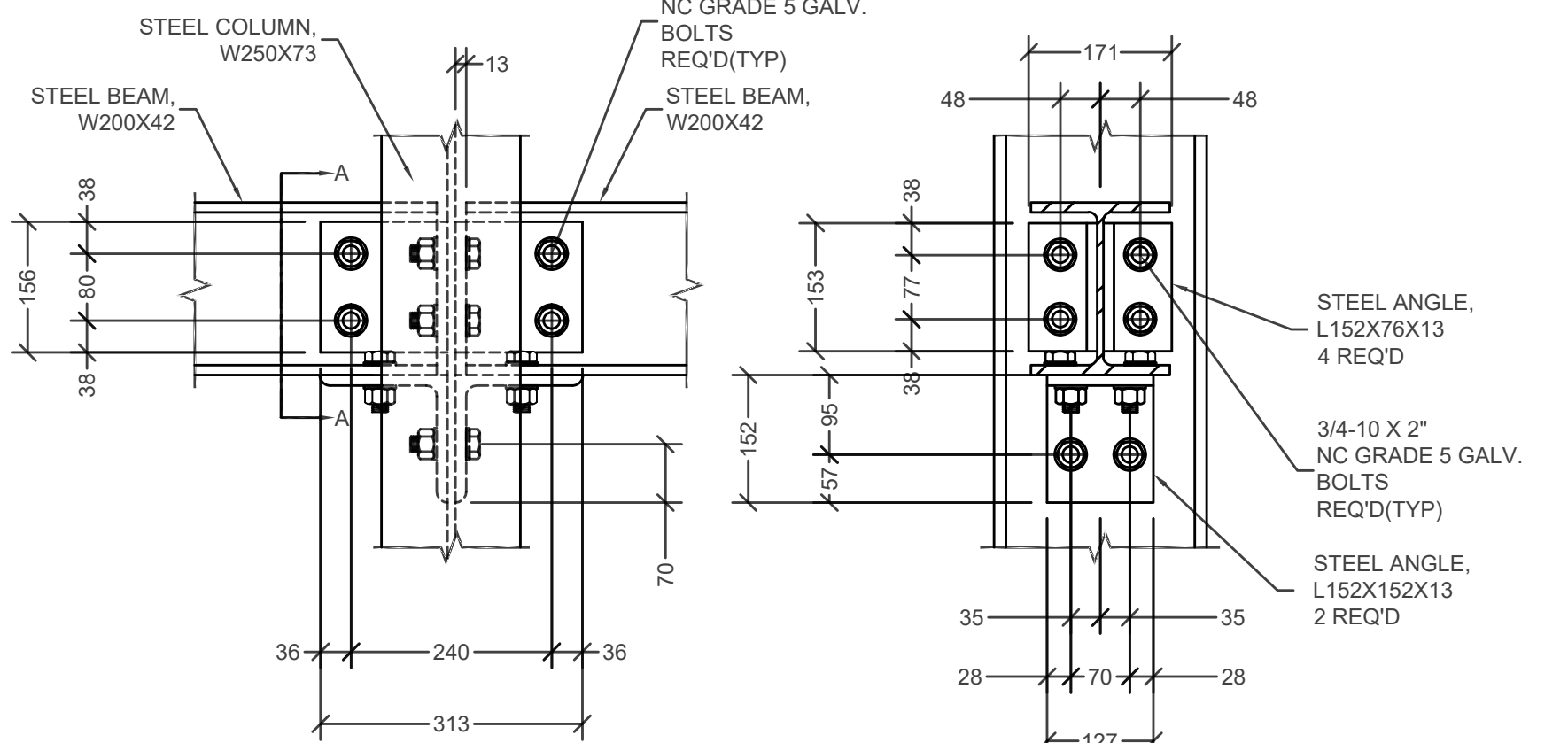
DRAWING:
**STRUCTURAL CONNECTION DETAILS
PAGE 1**

REVIEWED BY:		SCALE	DRAWING No.
DEPT.	NAME	1 1/2" = 1'-0"	S5
ARCH.	N/A		
STR.	ET,JM	DATE	
MEC.	N/A	FEB 12, 2018	
ELE.	N/A		
JOB #:	17201	SHEET: 5 OF 13	JOB#



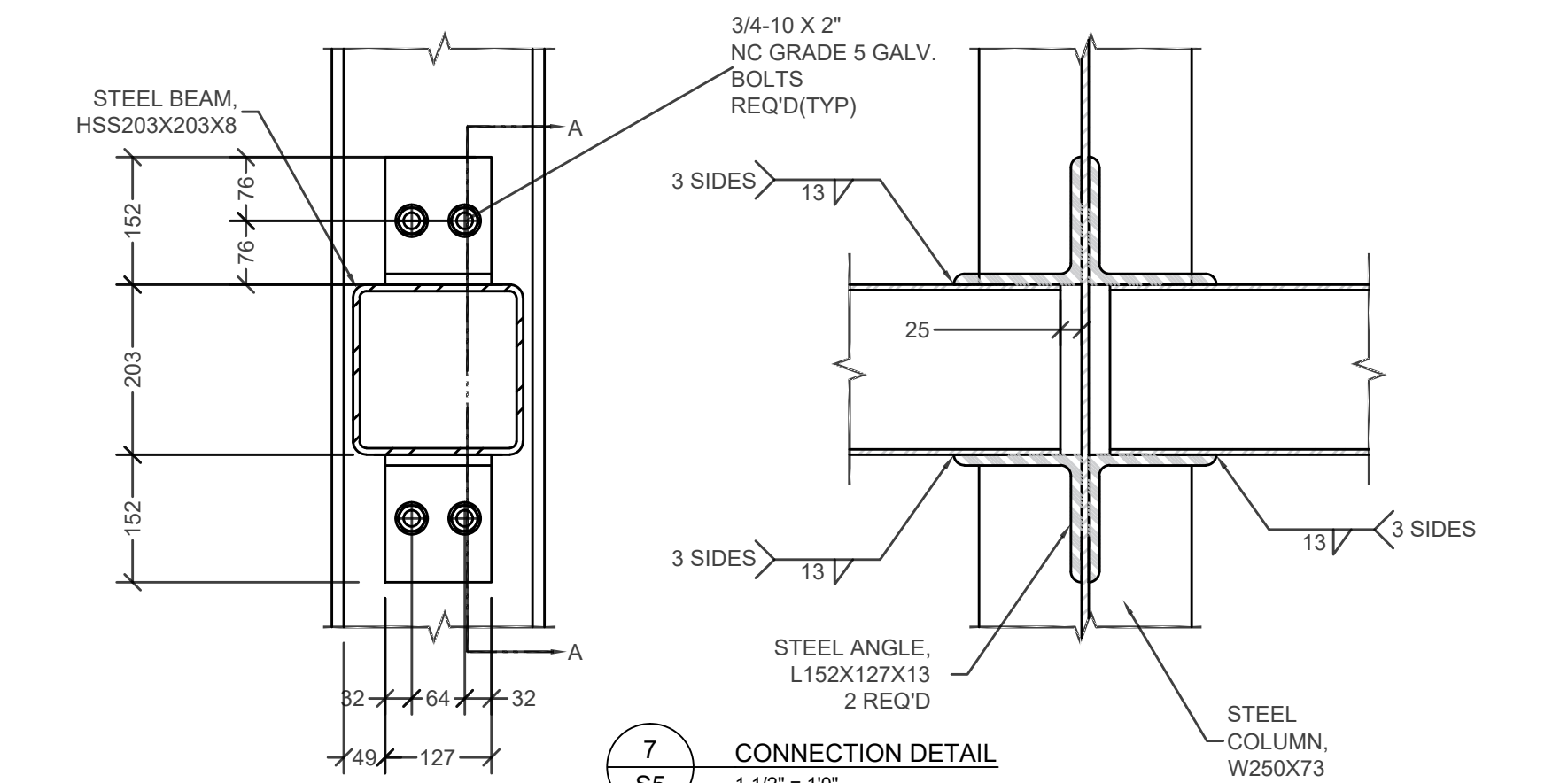
1
S5

CONNECTION DETAIL
1 1/2" = 1'0"



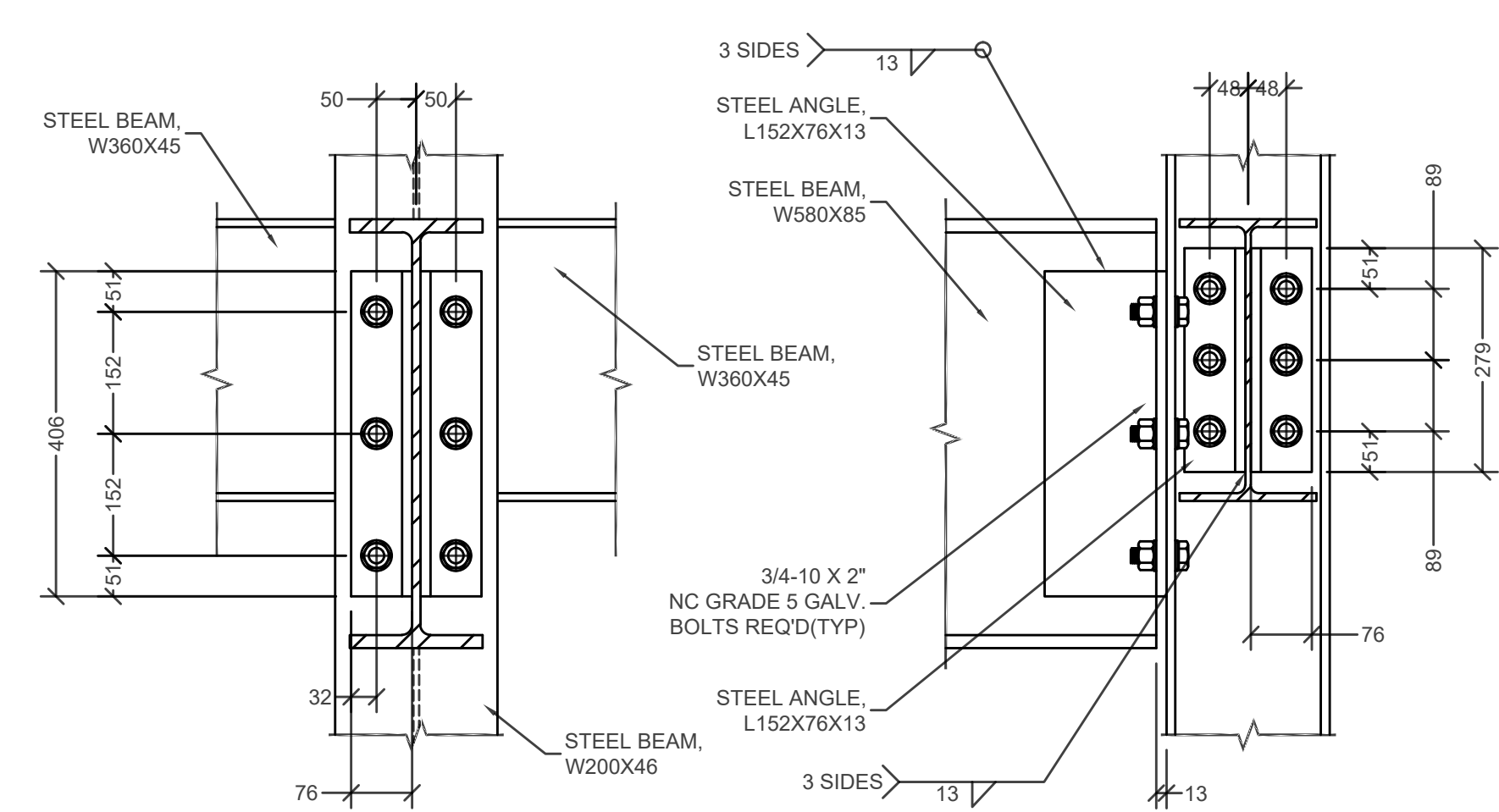
4
S5

CONNECTION DETAIL
1 1/2" = 1'0"



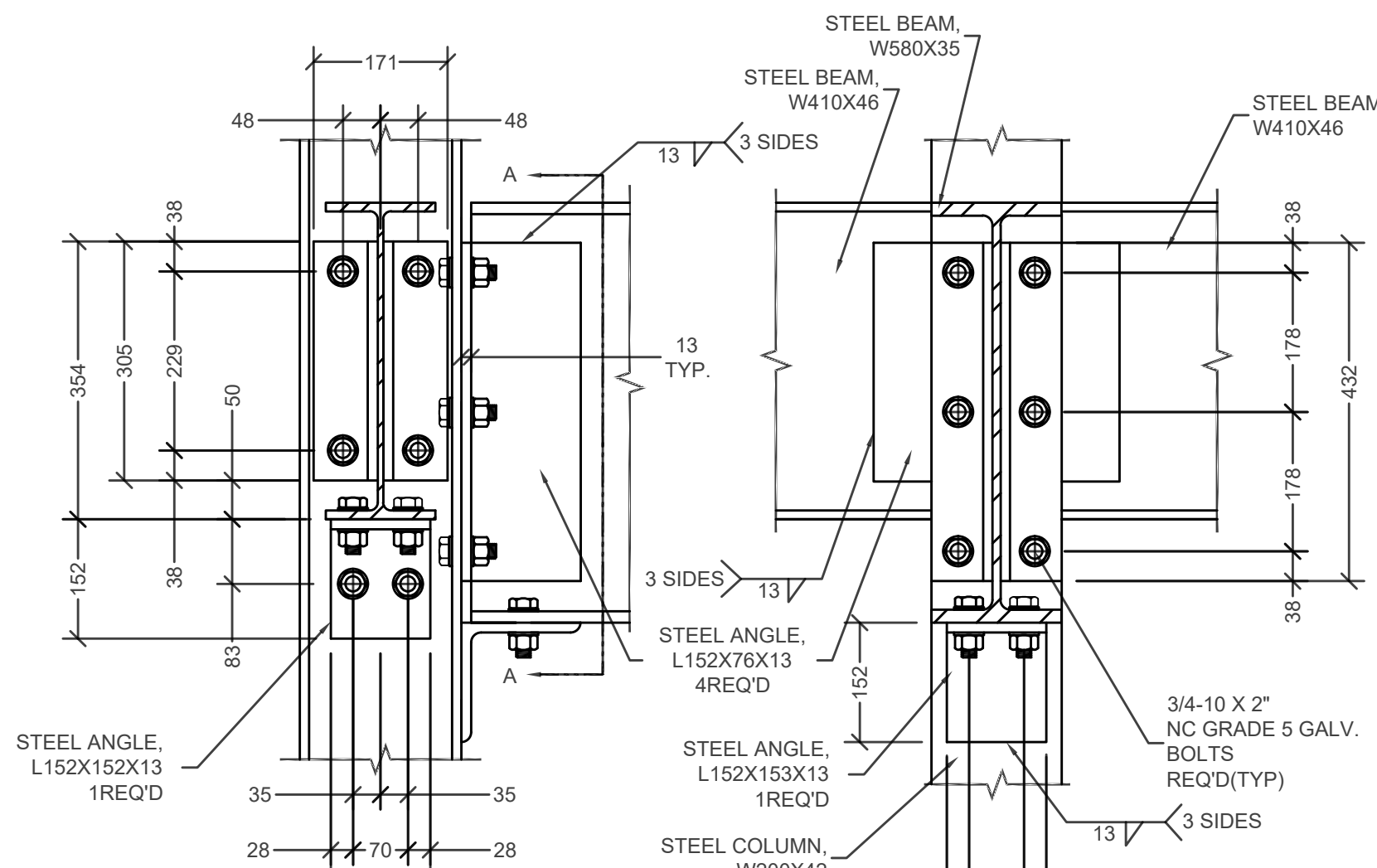
7
S5

CONNECTION DETAIL
1 1/2" = 1'0"



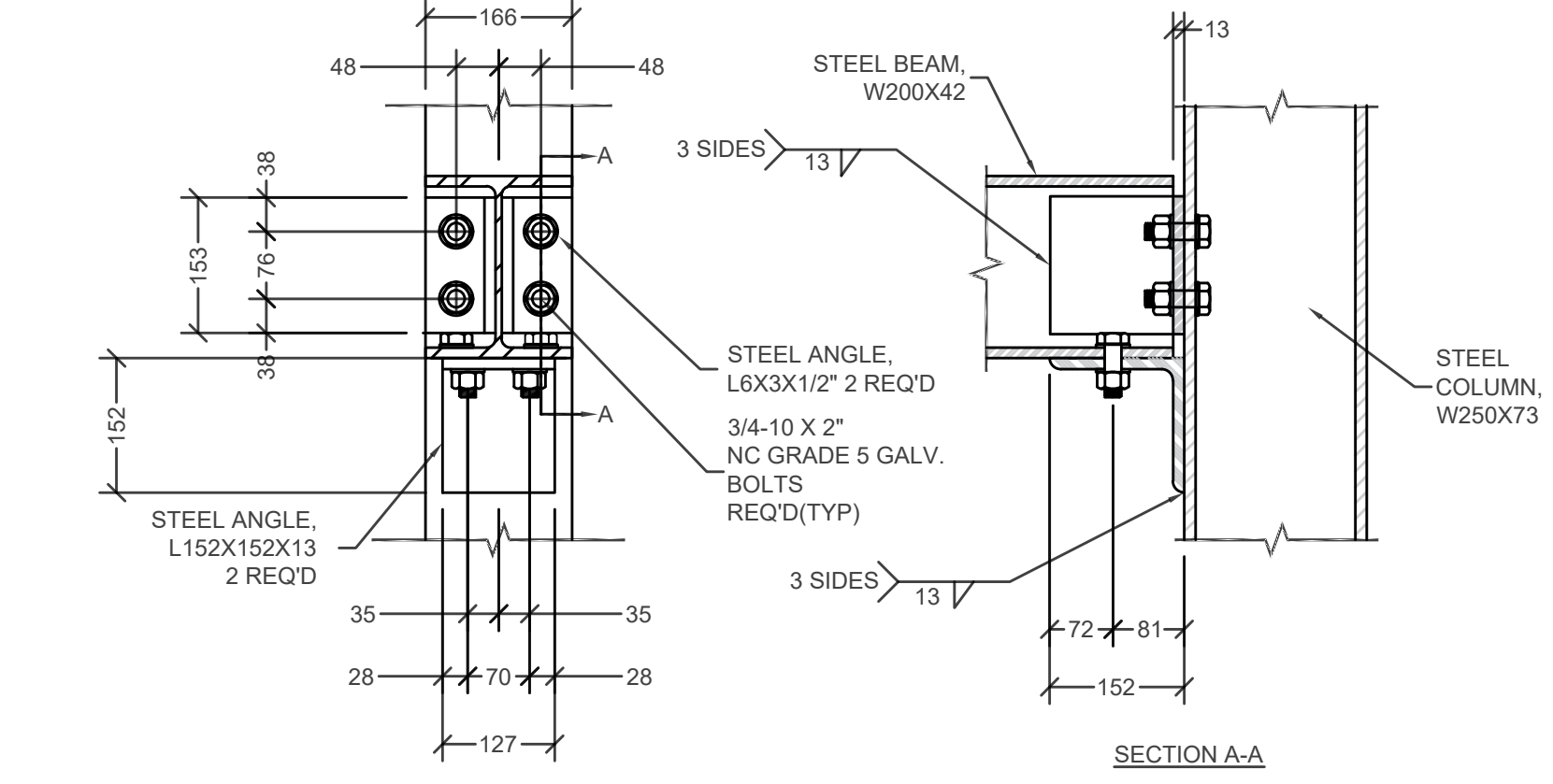
10
S5

CONNECTION DETAIL
1 1/2" = 1'0"



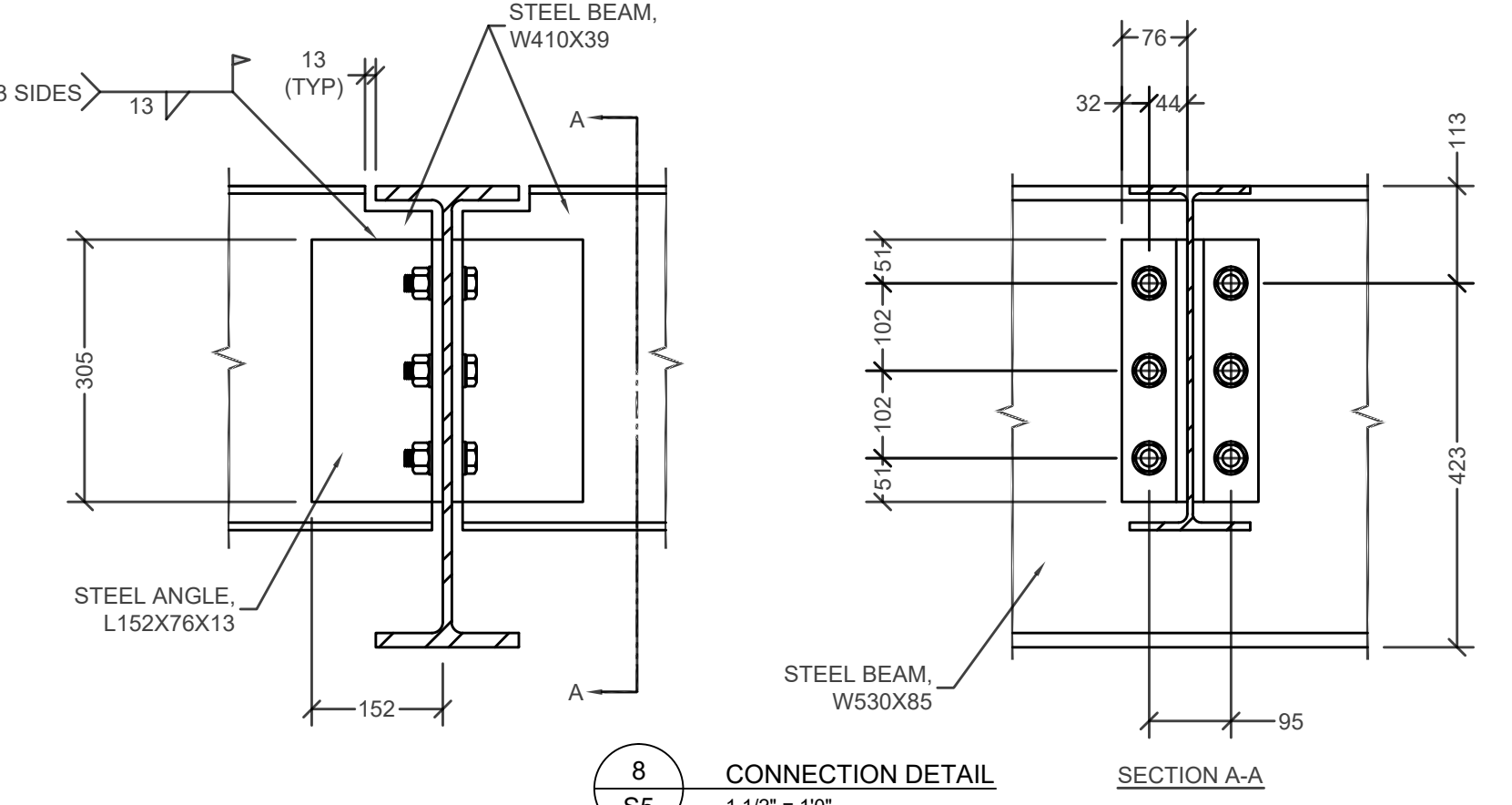
2
S5

CONNECTION DETAIL
1 1/2" = 1'0"



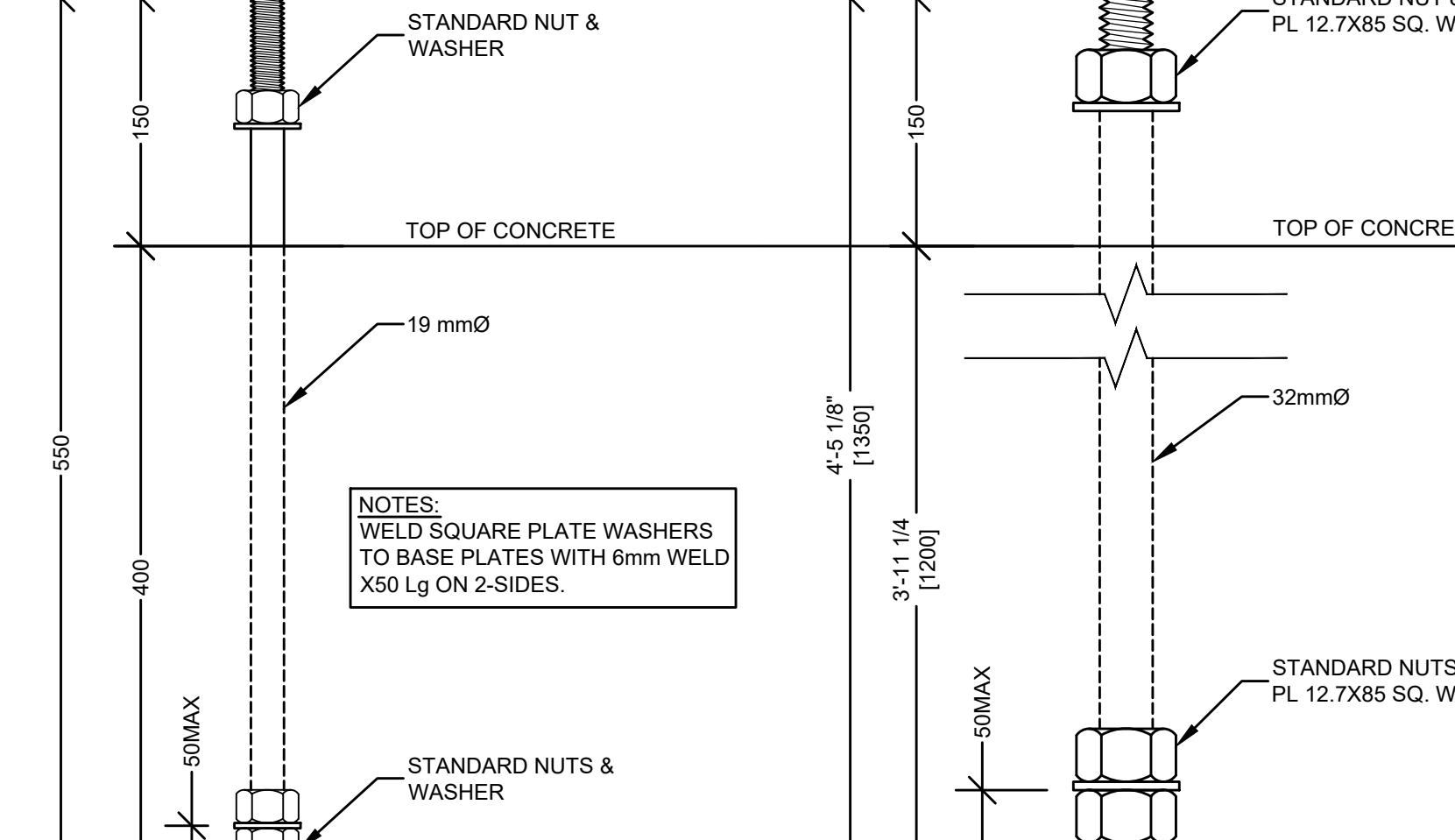
5
S5

CONNECTION DETAIL
1 1/2" = 1'0"



8
S5

CONNECTION DETAIL
1 1/2" = 1'0"

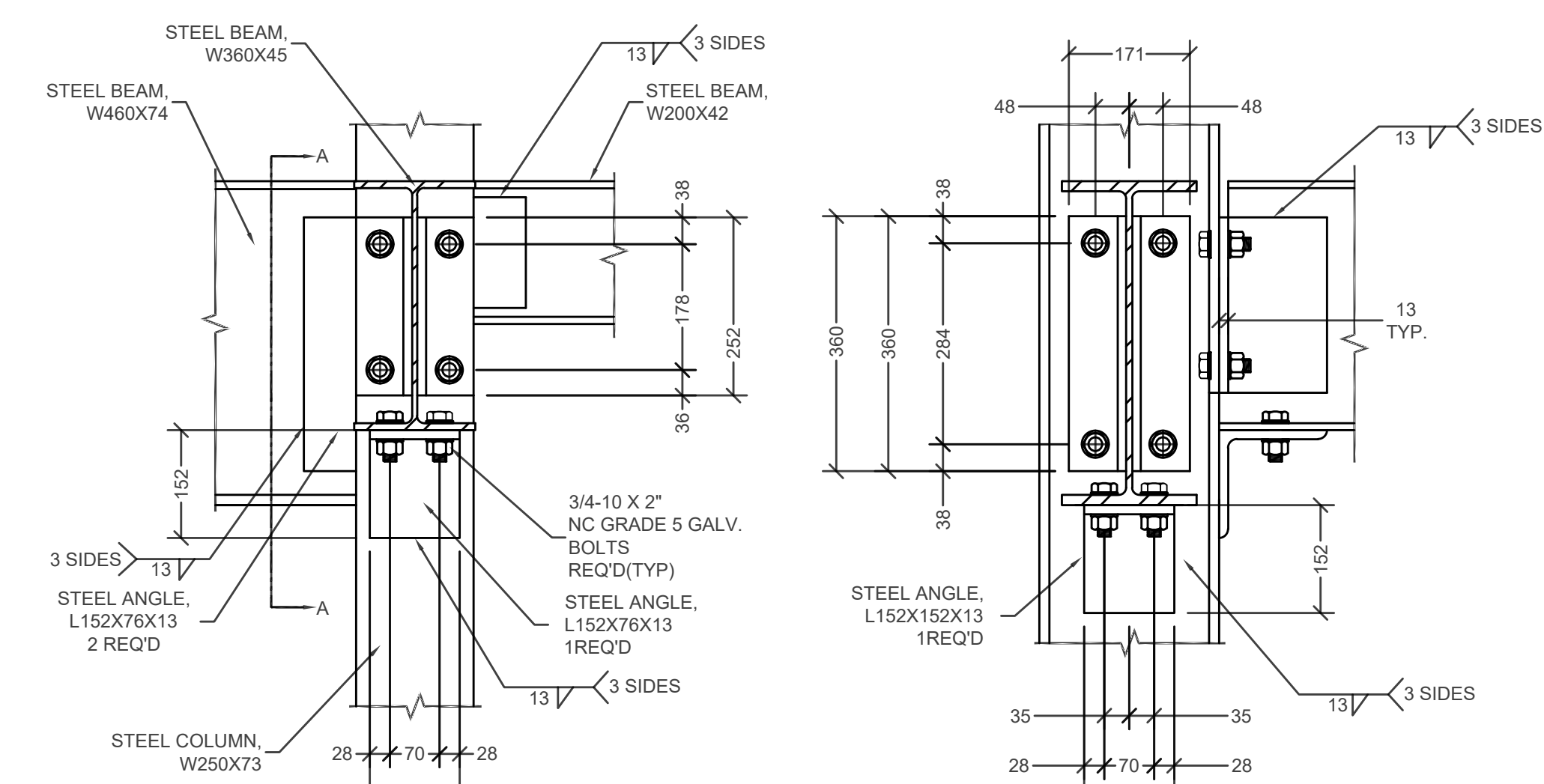


11
S5

ANCHOR BOLT DETAILS - AR1
NTS

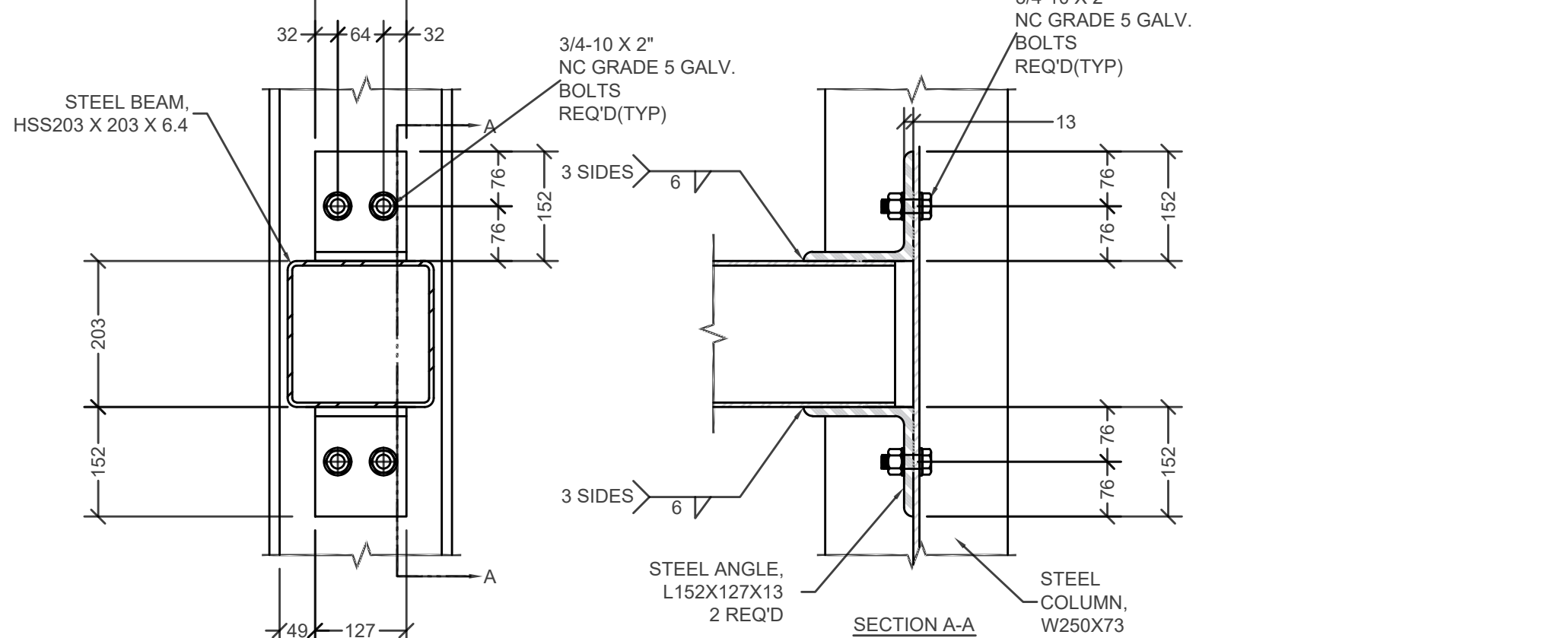
12
S5

ANCHOR BOLT DETAILS - AR2
NTS



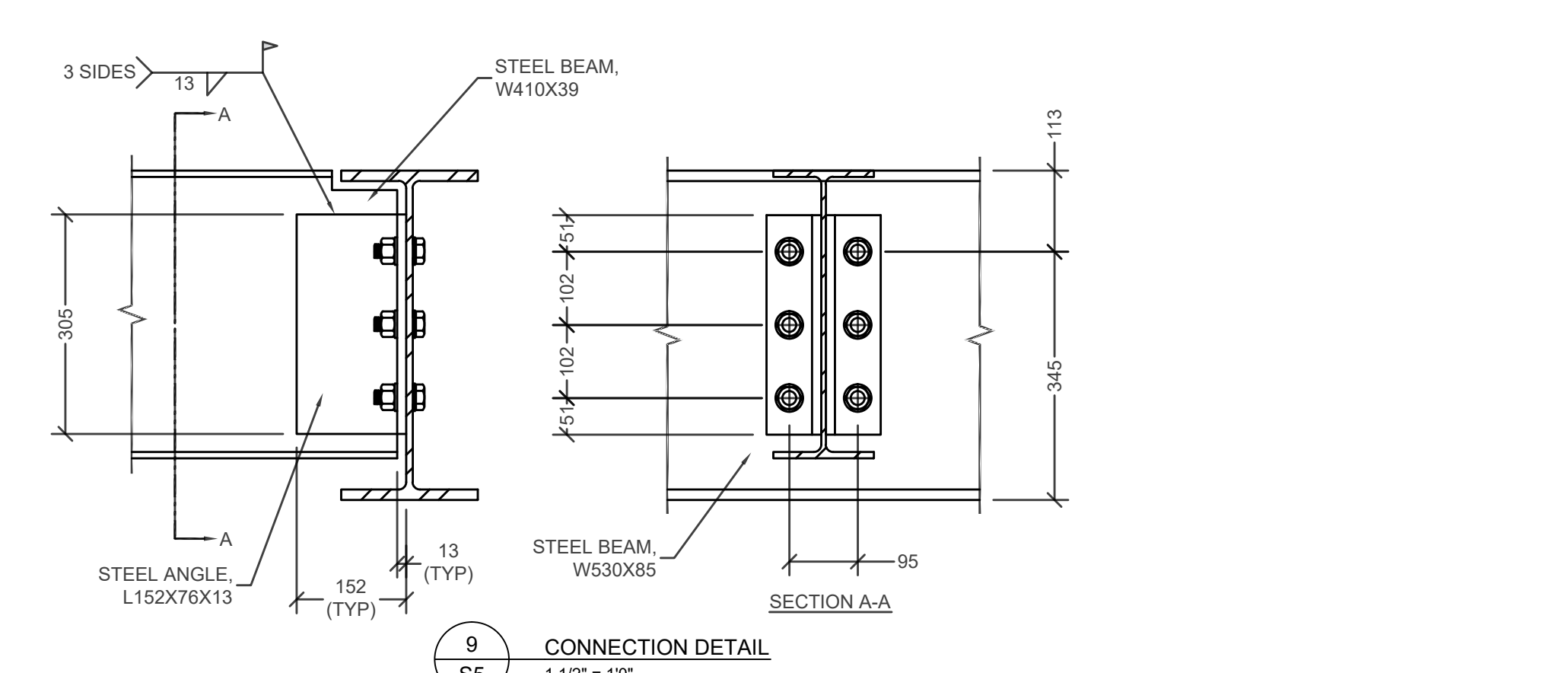
3
S5

CONNECTION DETAIL
1 1/2" = 1'0"



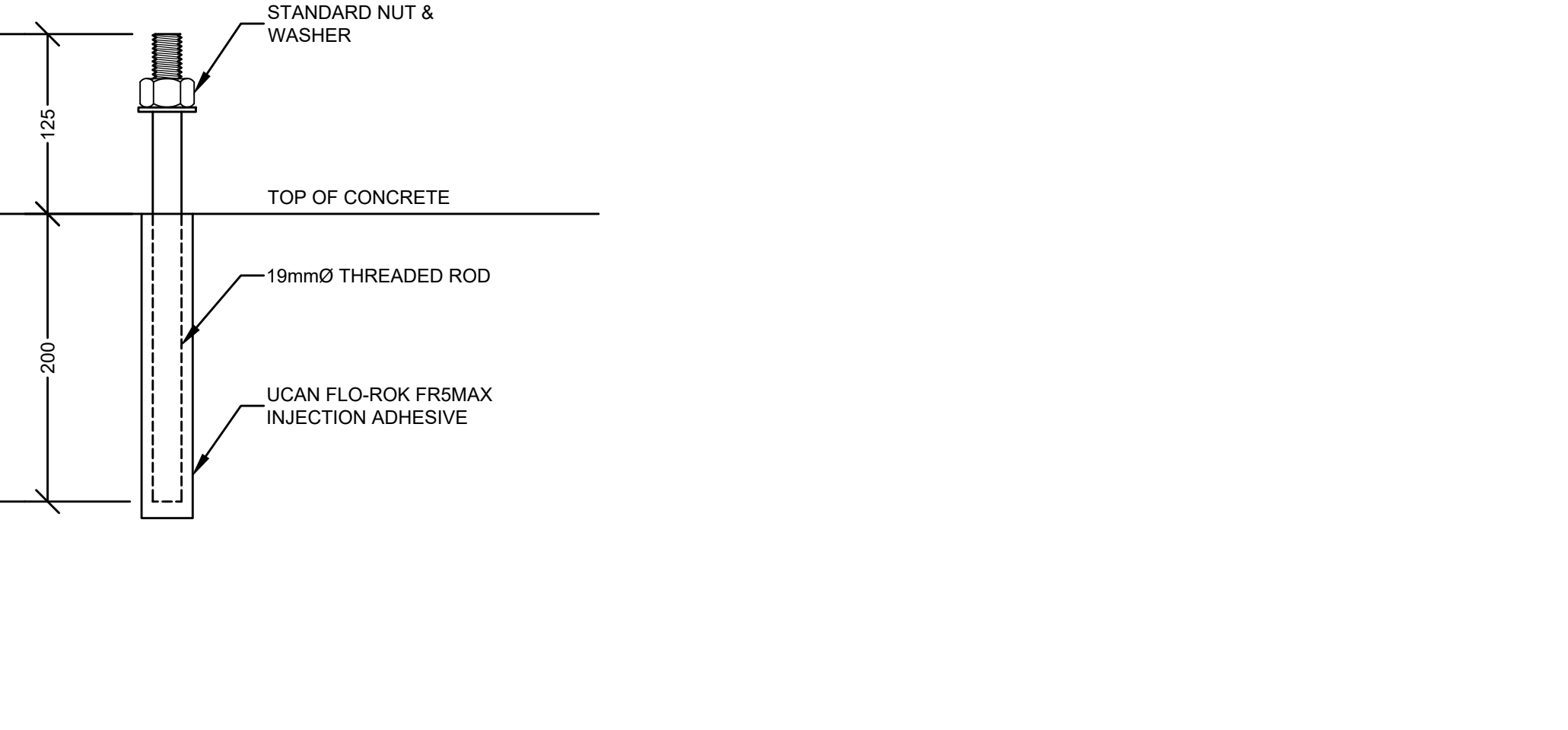
6
S5

CONNECTION DETAIL
1 1/2" = 1'0"



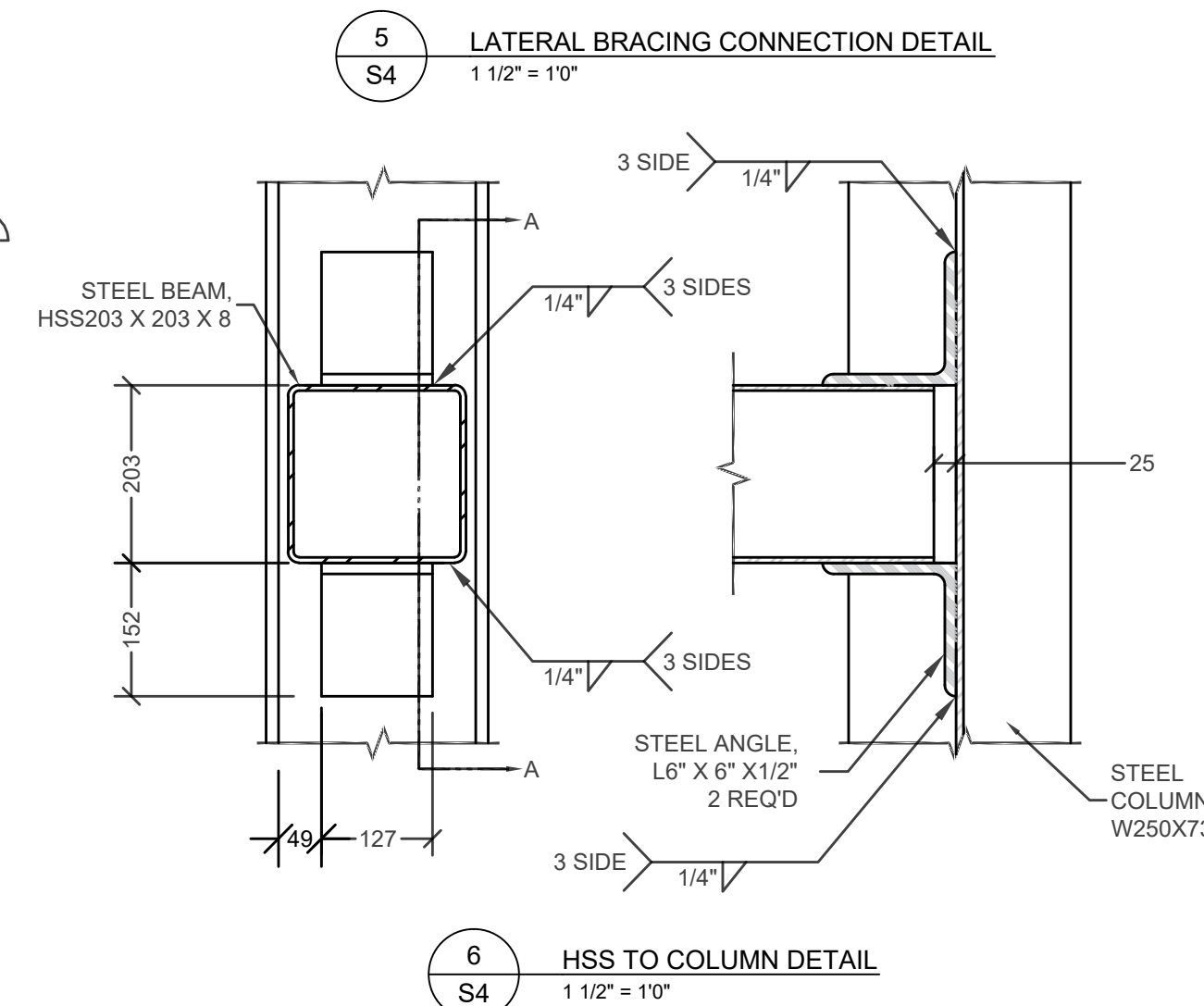
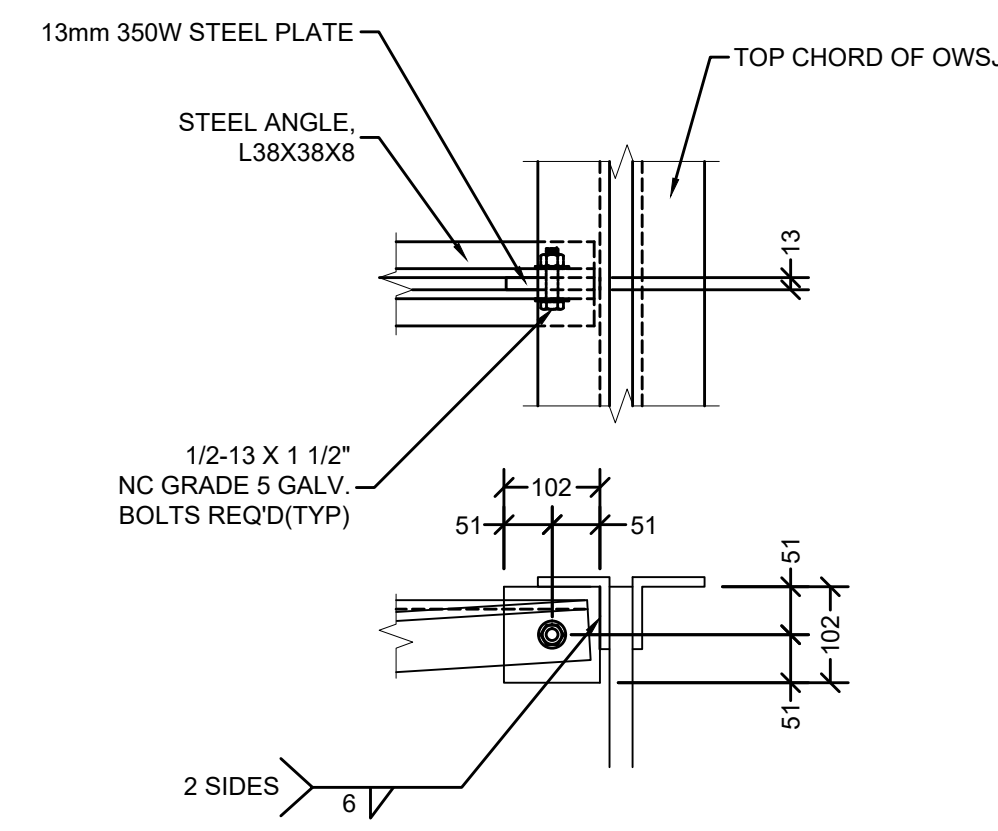
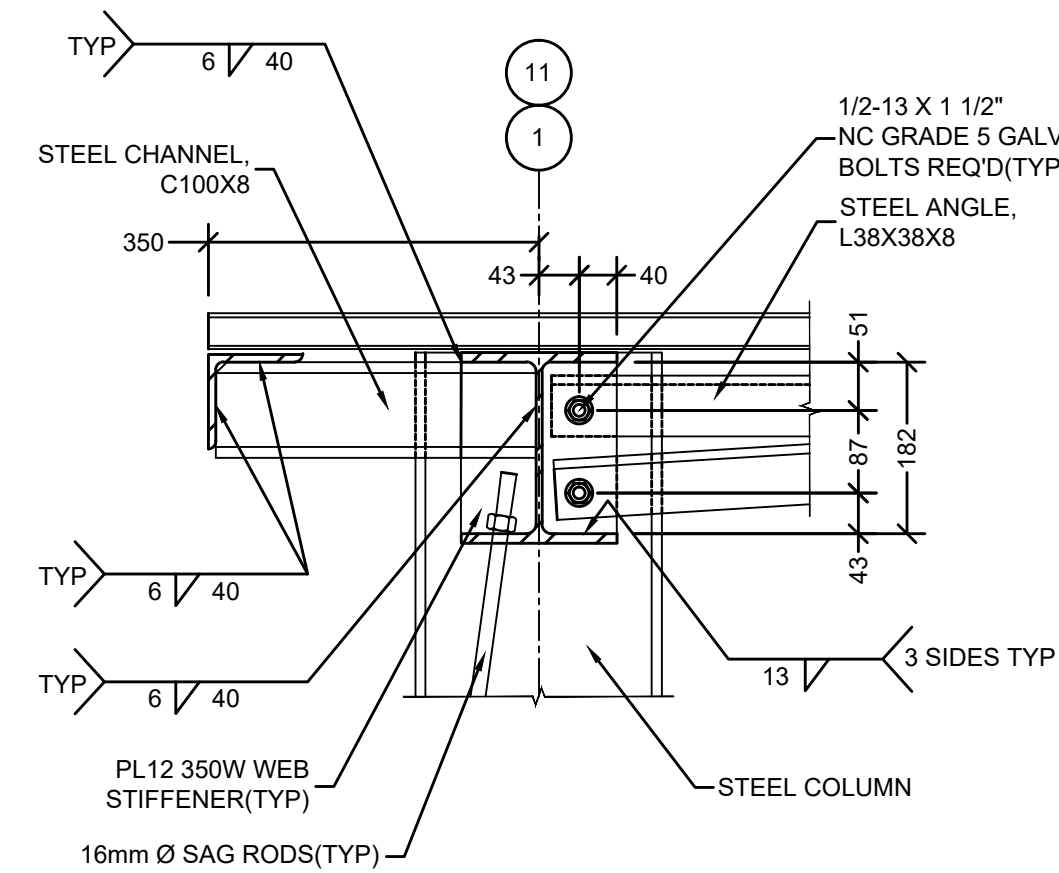
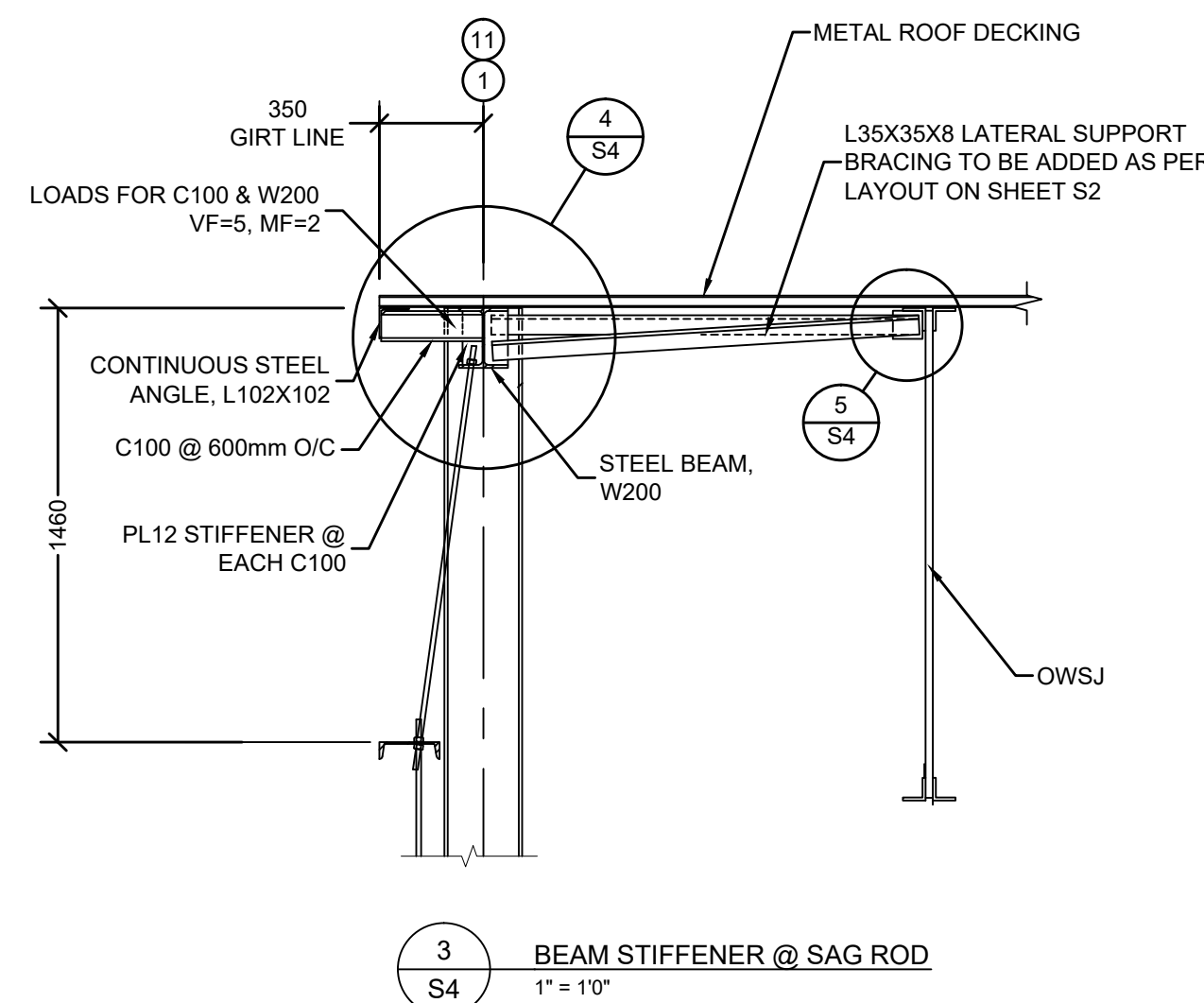
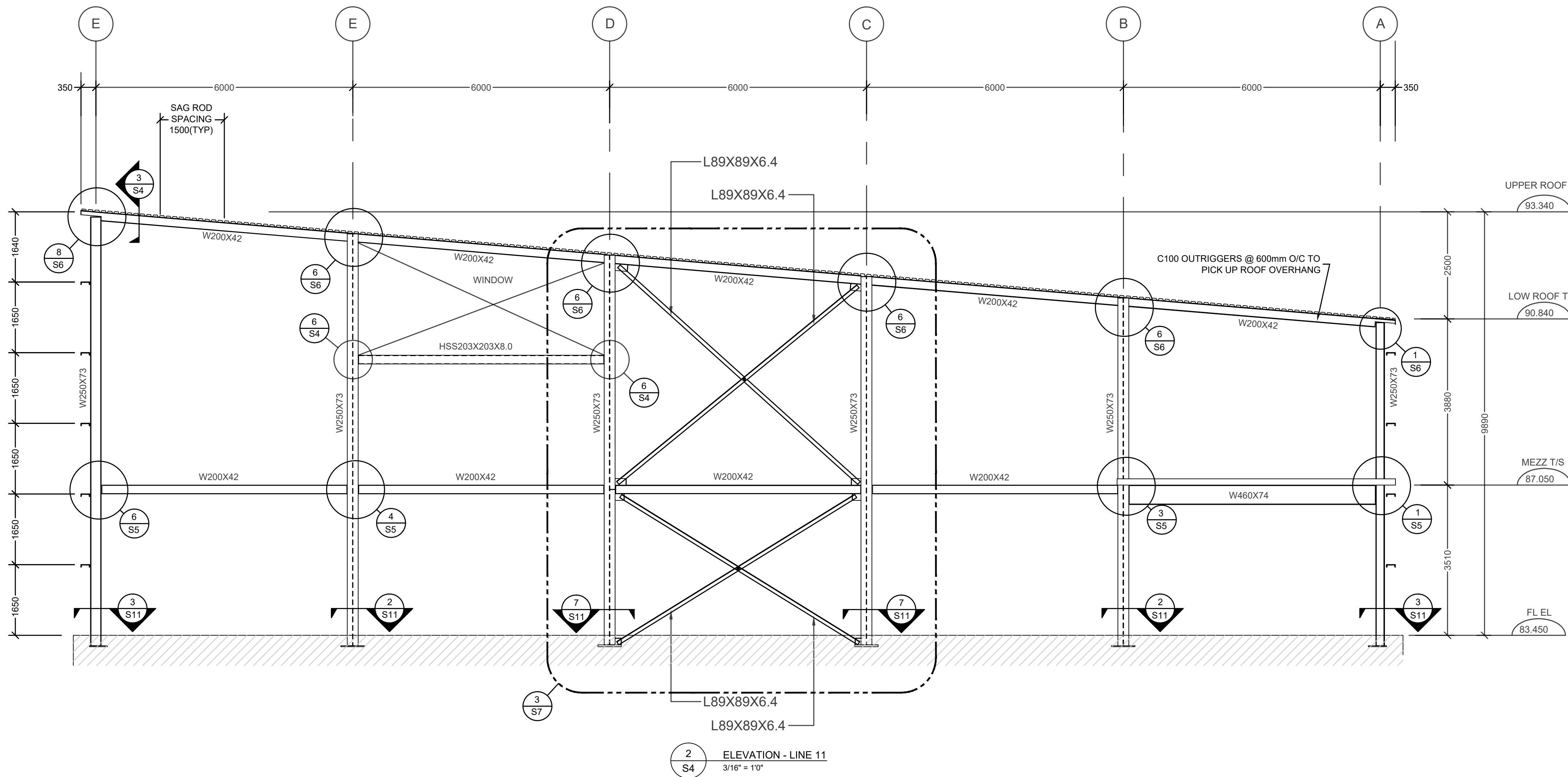
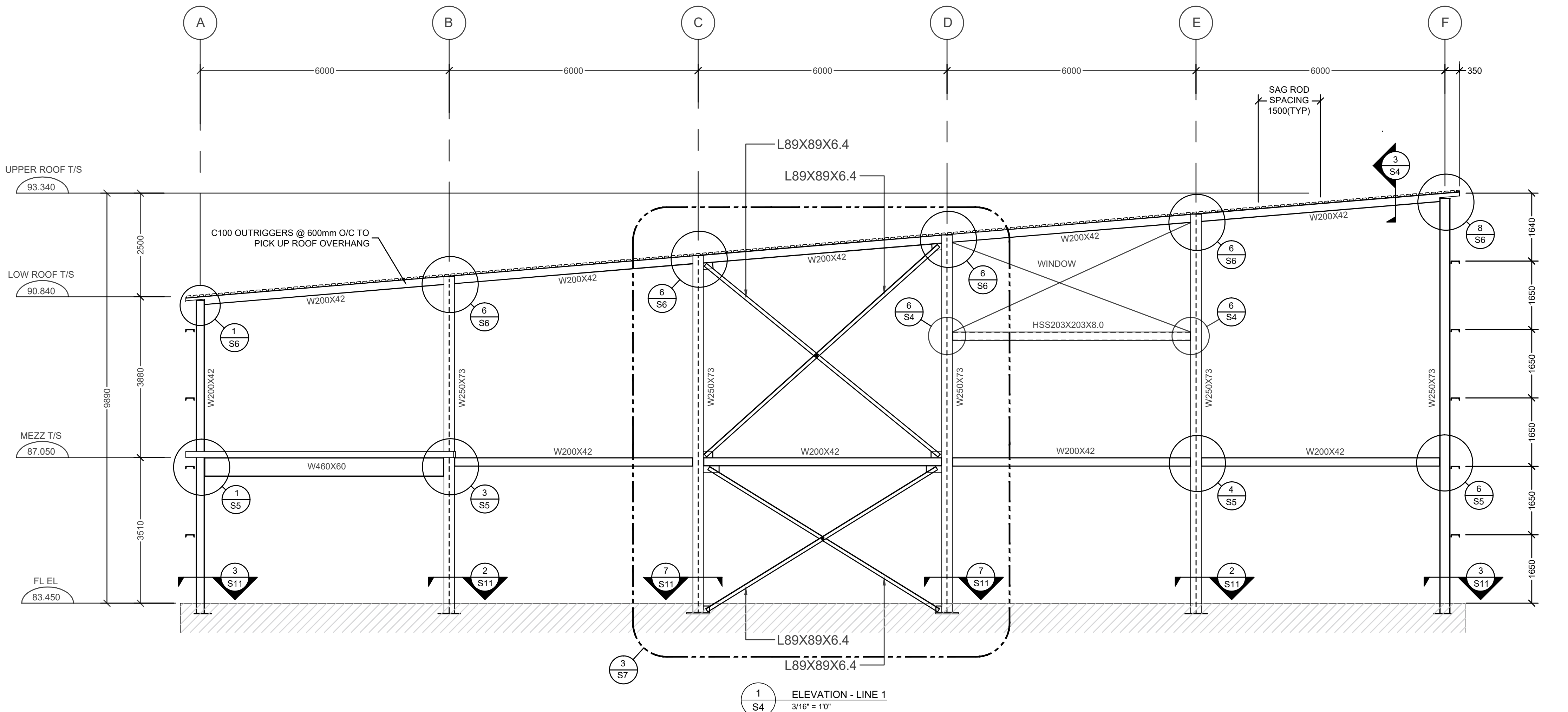
9
S5

CONNECTION DETAIL
1 1/2" = 1'0"



13
S5

ANCHOR BOLT DETAILS - AR3
NTS



COPYRIGHT
THIS DRAWING AND DESIGN ARE THE COPYRIGHT
PROPERTY OF E. R. TROUGHT DESIGN
AND SHALL NOT BE COPIED, REPRODUCED OR DIS-
TRIBUTED IN WHOLE OR IN PART WITHOUT THE
EXPRESS WRITTEN CONSENT OF THE DESIGNER.


STRUCTURAL STEEL:

1. ALL STRUCTURAL STEEL (EXCEPT JOISTS) SHALL BE TO CSA SPECIFICATIONS G40.20/G40.21-91, M300W FOR ANGLES, CHANNELS, PLATES AND "S" SECTIONS AND M350W FOR "HSS" AND "WF" MEMBERS. STEEL SPECIFICATIONS FOR JOISTS MAY VARY AT THE DISCRETION OF THE JOIST DESIGNER.
2. ALL "HSS" COLUMNS SHALL BE "H" CLASS.
3. ALL STRUCTURAL STEEL SHALL BE FABRICATED AND ERECTED TO THE REQUIREMENTS OF CSA STANDARD CAN3-S16.1-M94, LATEST REVISED EDITION.
4. PROVIDE MINIMUM BEARING OF 200mm FOR ALL STEEL BEAMS BEARING ON MASONRY AND 150mm FOR ALL JOISTS BEARING ON STRUCTURAL STEEL UNLESS OTHERWISE DETAILED OR APPROVED BY ENGINEER.
5. ALL CONNECTION SHALL BE MADE WITH 19mm A325 BOLTS. THREADS MUST BE EXCLUDES. SHOP CONNECTIONS MAY BE WELDED.
6. ALL STRUCTURAL STEEL SHALL RECEIVE ONE SHOP COAT AND FIELD TOUCH UP COAT OF PRIMER PAINT.
7. CHECK ALL DIMENSIONS ON STRUCTURAL DRAWINGS WITH THE ARCHITECTURAL DRAWINGS. REPORT ANY INCONSISTENCIES BEFORE PROCEEDING WITH THE WORK. DO NOT SCALE THESE DRAWINGS.
8. STRUCTURAL STEEL (HSS ONLY):
 - ASTM A500 GRADE C (345 MPa FOR SQUARE/RECTANGULAR AND 317 MPa FOR ROUND) OR - G40.21 GRADE 350W CLASS C OR H
 - HSS MEMBERS REQUIRED TO BE GALVANIZED SHALL BE CLASS H, OR STRESS RELIEVED PRIOR TO GALVANIZING
9. ALL STRUCTURAL COMPONENTS THAT ARE CUT OR COPE HAVE TO BE ROUNDED (NOT SHARP EDGE)
10. SHOP DRAWINGS IS ONLY FOR GENERAL CONFORMITY WITH STRUCTURAL CONTRACT DOCUMENTS AND SPECIFICATIONS. COMMENTS MADE ON THE SHOP DRAWINGS DO NOT RELIEVE THE CONTRACTOR FROM COMPLIANCE WITH THE REQUIREMENTS OF THE STRUCTURAL CONTRACT DOCUMENTS AND SPECIFICATIONS

1	10/26/17	MINOR CHANGES TO WELDING	JNM
2	11/24/17	UPDATED DRAWS TO REFLECT BP8 & BP9	JNM
3	11/29/17	UPDATED TO REFLECT CONSULTANT REVIEW	JNM
4	02/12/18	UPDATED TO REFLECT CONSULTANT REVIEW	JNM

No.	DATE	DESCRIPTION	BY
-----	------	-------------	----

REVISIONS



DRAWINGS MUST NOT BE SCALED CONTRACTOR SHALL VERIFY AND BE RESPONSIBLE FOR ALL DIMENSIONS AND SHALL REPORT ANY DISCREPANCY TO THE ENGINEER BEFORE PROCEEDING

THESE PLANS WERE DESIGNED IN ACCORDANCE WITH THE ONTARIO BUILDING CODE. THESE PLANS FORM THE BASIS FOR PERMIT ISSUANCE AND ANY DEVIATIONS FROM THESE PLANS AND DETAILS, INCLUDING THE VENTILATION SYSTEM, HEATING SYSTEM, WOODSTOVE, FIREPLACES, DECKS, BALCONIES AND FINISHED BASEMENTS, WILL REQUIRE A REVISED DRAWING AND CLEARANCE BY THE BUILDING DEPARTMENT.

**CSC MULTI-PURPOSE BUILDING
CBI MINIMUM INSTITUTION
(FRONTENAC)**

LOCATION:
KINGSTON, ONTARIO

FOR: **PUBLIC WORKS AND GOVERNMENT
SERVICES CANADA**

DRAWING:
**STRUCTURAL ELEVATIONS &
BASE PLATE DETAILS**

REVIEWED BY:		SCALE	DRAWING No.
DEPT.	NAME		
ARCH.	N/A	AS SHOWN	S4
STR.	ET,JM		
MEC.	N/A	DATE	FEB 12, 2018
ELE.	N/A		
JOB #:	17201	SHEET: 4 OF 13	JOB#



31 HILLENDALE AVE. TEL 613 531-7873
KINGSTON, ONTARIO CEL 613 561-3428
K7M 1S2 FAX 613 531-0602

**E.R. TROUGHT
DESIGN INC.**

COPYRIGHT
THIS DRAWING AND DESIGN ARE THE COPYRIGHT
PROPERTY OF E. R. TROUGHT DESIGN
AND SHALL NOT BE COPIED, REPRODUCED OR DIS-
TRIBUTED IN WHOLE OR IN PART WITHOUT THE
EXPRESS WRITTEN CONSENT OF THE DESIGNER.

STRUCTURAL STEEL:

1. ALL STRUCTURAL STEEL (EXCEPT JOISTS) SHALL BE TO CSA SPECIFICATIONS G40.20/G40.21-91, M300W FOR ANGLES, CHANNELS, PLATES AND "S" SECTIONS AND M350W FOR "HSS" AND "WF" MEMBERS. STEEL SPECIFICATIONS FOR JOISTS MAY VARY AT THE DISCRETION OF THE JOIST DESIGNER.
2. ALL "HSS" COLUMNS SHALL BE "H" CLASS.
3. ALL STRUCTURAL STEEL SHALL BE FABRICATED AND ERECTED TO THE REQUIREMENTS OF CSA STANDARD CAN3-S16.1-M94, LATEST REVISED EDITION.
4. PROVIDE MINIMUM BEARING OF 200mm FOR ALL STEEL BEAMS BEARING ON MASONRY AND 150mm FOR ALL JOISTS BEARING ON STRUCTURAL STEEL UNLESS OTHERWISE DETAILED OR APPROVED BY ENGINEER.
5. ALL CONNECTION SHALL BE MADE WITH 19mm A325 BOLTS. THREADS MUST BE EXCLUDES. SHOP CONNECTIONS MAY BE WELDED.
6. ALL STRUCTURAL STEEL SHALL RECEIVE ONE SHOP COAT AND FIELD TOUCH UP COAT OF PRIMER PAINT.
7. CHECK ALL DIMENSIONS ON STRUCTURAL DRAWINGS WITH THE ARCHITECTURAL DRAWINGS. REPORT ANY INCONSISTENCIES BEFORE PROCEEDING WITH THE WORK. DO NOT SCALE THESE DRAWINGS.
8. STRUCTURAL STEEL (HSS ONLY):
 - ASTM A500 GRADE C (345 MPa FOR SQUARE/RECTANGULAR AND 317 MPa FOR ROUND) OR - G40.21 GRADE 350W CLASS C OR H
 - HSS MEMBERS REQUIRED TO BE GALVANIZED SHALL BE CLASS H, OR STRESS RELIEVED PRIOR TO GALVANIZING
9. ALL STRUCTURAL COMPONENTS THAT ARE CUT OR COPED HAVE TO BE ROUNDED (NOT SHARP EDGE)
10. SHOP DRAWINGS IS ONLY FOR GENERAL CONFORMITY WITH STRUCTURAL CONTRACT DOCUMENTS AND SPECIFICATIONS. COMMENTS MADE ON THE SHOP DRAWINGS DO NOT RELIEVE THE CONTRACTOR FROM COMPLIANCE WITH THE REQUIREMENTS OF THE STRUCTURAL CONTRACT DOCUMENTS AND SPECIFICATIONS

1	10/26/17	MINOR CHANGES TO WELDING	JNM
2	11/24/17	UPDATED DRAWS TO REFLECT BPS & BPS	JNM
3	11/29/17	UPDATED TO REFLECT CONSULTANT REVIEW	JNM
4	02/12/18	UPDATED TO REFLECT CONSULTANT REVIEW	JNM

No.	DATE	DESCRIPTION	BY
REVISIONS			



DRAWINGS MUST NOT BE SCALED CONTRACTOR SHALL VERIFY AND BE RESPONSIBLE FOR ALL DIMENSIONS AND SHALL REPORT ANY DISCREPANCY TO THE ENGINEER BEFORE PROCEEDING

THESE PLANS WERE DESIGNED IN ACCORDANCE WITH THE ONTARIO BUILDING CODE. THESE PLANS FORM THE BASIS FOR PERMIT ISSUANCE AND ANY DEVIATIONS FROM THESE PLANS AND DETAILS, INCLUDING THE VENTILATION SYSTEM, HEATING SYSTEM, WOODSTOVE, FIREPLACES, DECKS, BALCONIES AND FINISHED BASEMENTS, WILL REQUIRE A REVISED DRAWING AND CLEARANCE BY THE BUILDING DEPARTMENT.

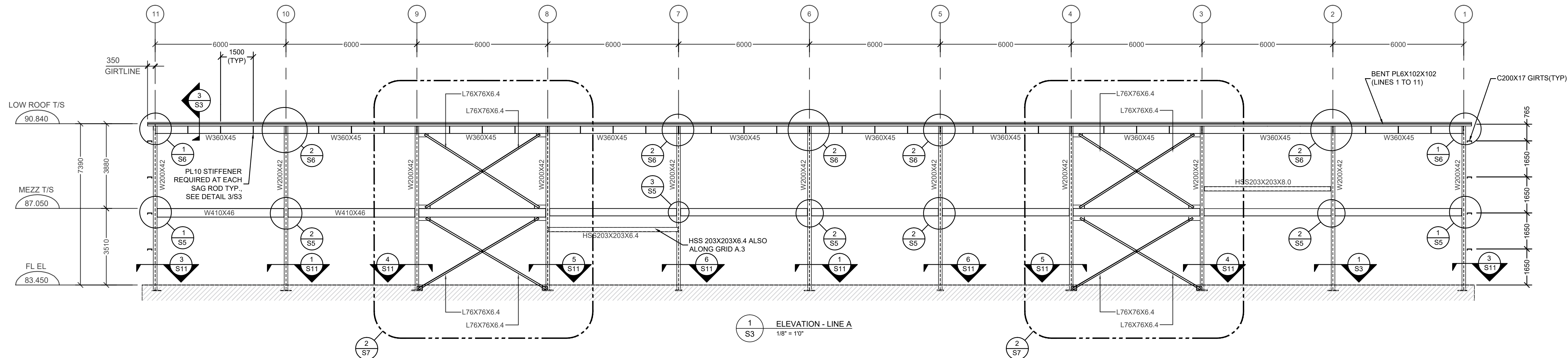
**CSC MULTI-PURPOSE BUILDING
CBI MINIMUM INSTITUTION
(FRONTENAC)**

LOCATION:
KINGSTON, ONTARIO

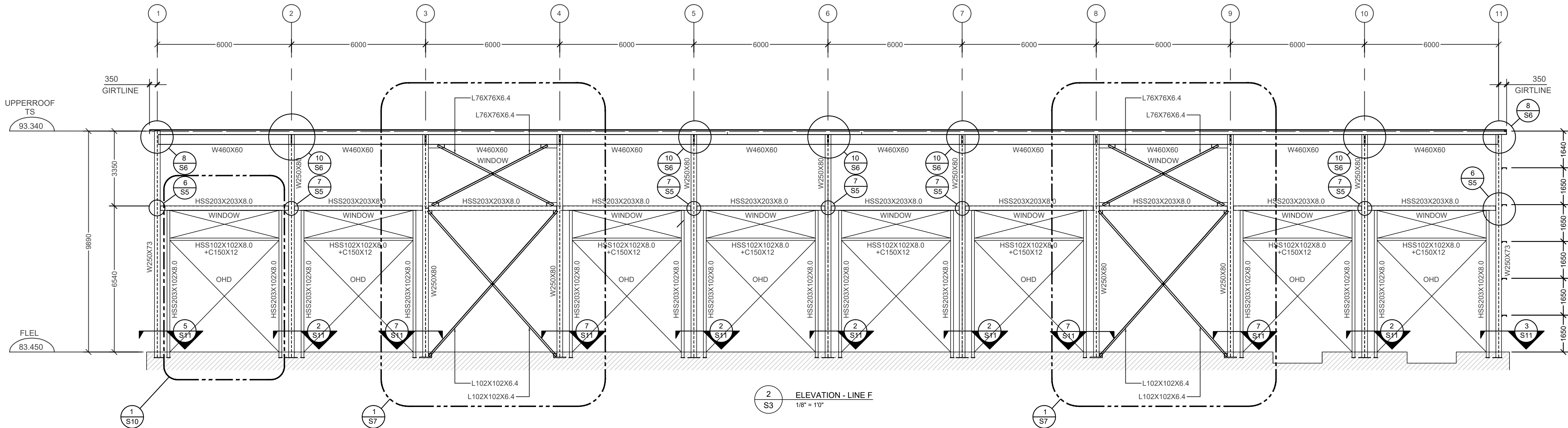
FOR: **PUBLIC WORKS AND GOVERNMENT
SERVICES CANADA**

DRAWING:
**STRUCTURAL ELEVATIONS &
BASE PLATE DETAILS**

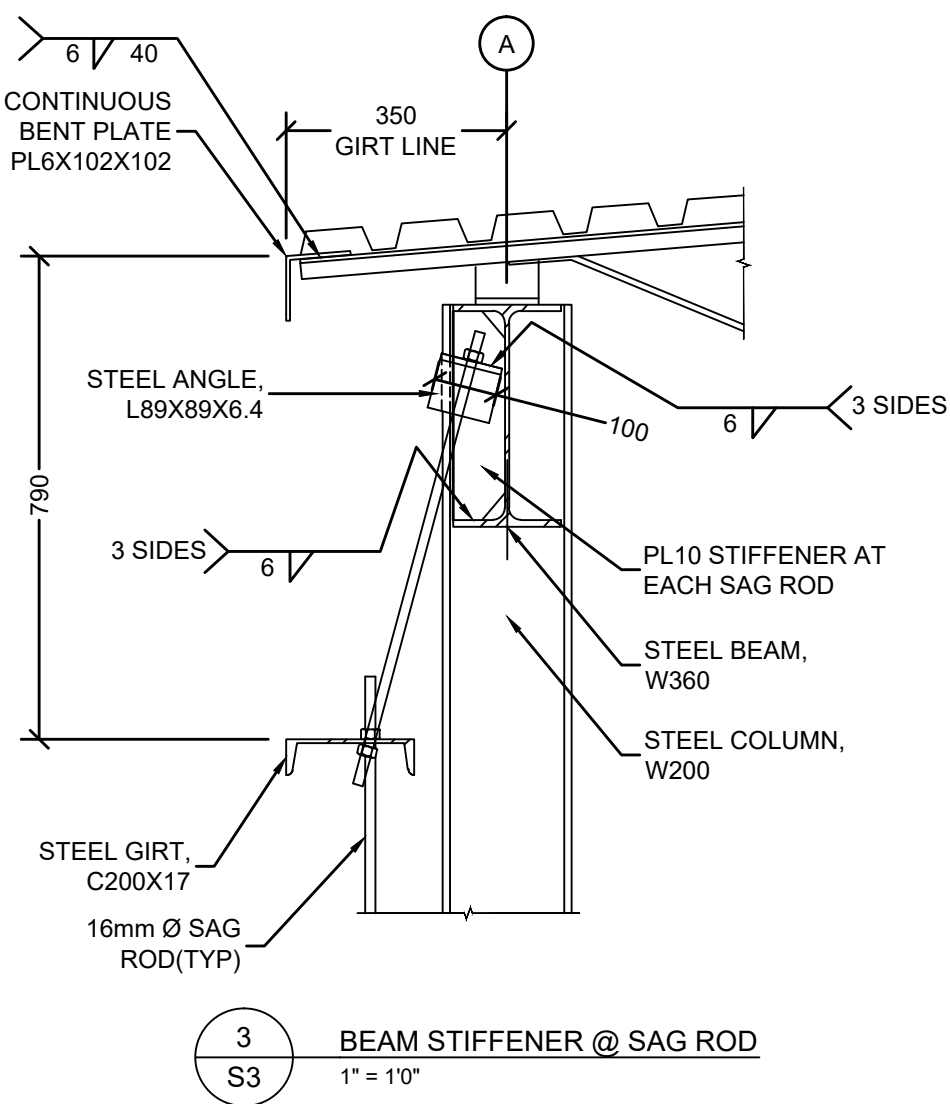
REVIEWED BY:		SCALE	DRAWING No.
DEPT.	NAME	AS SHOWN	S3
ARCH.	N/A		
STR.	ET,JM		
MEC.	N/A		
ELE.	N/A	DATE FEB 12, 2018	JOB#
JOB #:	17201	SHEET: 3 OF 13	



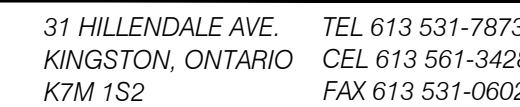
1
S3
ELEVATION - LINE A
1/8" = 1'0"



2
S3
ELEVATION - LINE F
1/8" = 1'0"



3
S3
BEAM STIFFENER @ SAG ROD
1" = 1'0"



COPYRIGHT
THIS DRAWING AND DESIGN ARE THE COPYRIGHT
PROPERTY OF E. R. TROUGHT DESIGN
AND SHALL NOT BE COPIED, REPRODUCED OR DIS-
TRIBUTED IN WHOLE OR IN PART WITHOUT THE
EXPRESS WRITTEN CONSENT OF THE DESIGNER.

1. ALL STRUCTURAL STEEL (EXCEPT JOISTS) SHALL BE TO CSA SPECIFICATIONS G40.20/G40.21-91, M300W FOR ANGLES, CHANNELS, PLATES AND "S" SECTIONS AND M350W FOR "HSS" AND "WF" MEMBERS. STEEL SPECIFICATIONS FOR JOISTS MAY VARY AT THE DISCRETION OF THE JOIST DESIGNER.
2. ALL "HSS" COLUMNS SHALL BE "H" CLASS.
3. ALL STRUCTURAL STEEL SHALL BE FABRICATED AND ERECTED TO THE REQUIREMENTS OF CSA STANDARD CAN3-S16.1-M94, LATEST REVISED EDITION.
4. PROVIDE MINIMUM BEARING OF 200mm FOR ALL STEEL BEAMS BEARING ON MASONRY AND 150mm FOR ALL JOISTS BEARING ON STRUCTURAL STEEL UNLESS OTHERWISE DETAILED OR APPROVED BY ENGINEER.
5. ALL CONNECTION SHALL BE MADE WITH 19mm A325 BOLTS. THREADS SHALL BE EXCLUDES. SHOP CONNECTIONS MAY BE WELDED.
6. ALL STRUCTURAL STEEL SHALL RECEIVE ONE SHOP COAT AND FIELD TOUCH UP COAT OF PRIMER PAINT.
7. CHECK ALL DIMENSIONS ON STRUCTURAL DRAWING WITH THE SHOP DRAWINGS. REPORT ANY INCONSISTENCIES BEFORE PROCEEDING WITH THE WORK. DO NOT SCALE THESE DRAWINGS.
8. STRUCTURAL STEEL (HSS ONLY):
 - ASTM A500 GRADE C (345 MPa FOR SQUARE/RECTANGULAR AND 317 MPa FOR ROUND) OR G40.21 GRADE 350W CLASS C OR H
 - HSS MEMBERS REQUIRED TO BE GALVANIZED SHALL BE CLASS H, OR STRESS RELIEVED PRIOR TO GALVANIZING
9. ALL STRUCTURAL COMPONENTS THAT ARE CUT OR COPED HAVE TO BE ROUNDED (NOT SHARP EDGE)
10. SHOP DRAWINGS IS ONLY FOR GENERAL CONFORMITY WITH STRUCTURAL CONTRACT DOCUMENTS AND SPECIFICATIONS. COMMENTS MADE ON THE SHOP DRAWINGS DO NOT RELIEVE THE CONTRACTOR FROM COMPLIANCE WITH THE REQUIREMENTS OF THE STRUCTURAL CONTRACT DOCUMENTS AND SPECIFICATIONS

1	10/26/17	MINOR CHANGES TO WELDING	JN
2	11/24/17	UPDATED DRAWNS TO REFLECT BP8 & BP9	JN
3	11/29/17	UPDATED TO REFLECT CONSULTANT REVIEW	JN
4	02/12/18	UPDATED TO REFLECT CONSULTANT REVIEW	JN
No.	DATE	DESCRIPTION	B



LICENCED PROFESSIONAL ENGINEER
E. R. TROUGHT
100121350
FEB 12, 2016
PROVINCE OF ONTARIO

DRAWINGS MUST NOT BE SCALED CONTRACTOR SHALL VERIFY AND BE RESPONSIBLE FOR ALL DIMENSIONS AND SHALL REPORT ANY DISCREPANCY TO THE ENGINEER BEFORE PROCEEDING

THESE PLANS WERE DESIGNED IN ACCORDANCE WITH THE ONTARIO BUILDING CODE. THESE PLANS FORM THE BASIS FOR PERMIT ISSUANCE AND ANY DEVIATIONS FROM THESE PLANS AND DETAILS, INCLUDING THE VENTILATION SYSTEM, HEATING SYSTEM, WOODSTOVE, FIREPLACES, DECKS, BALCONIES AND FINISHED BASEMENTS, WILL REQUIRE A REVISED DRAWING AND CLEARANCE BY THE BUILDING DEPARTMENT.

CSC MULTI-PURPOSE BUILDING
CBI MINIMUM INSTITUTION
(FRONTENAC)

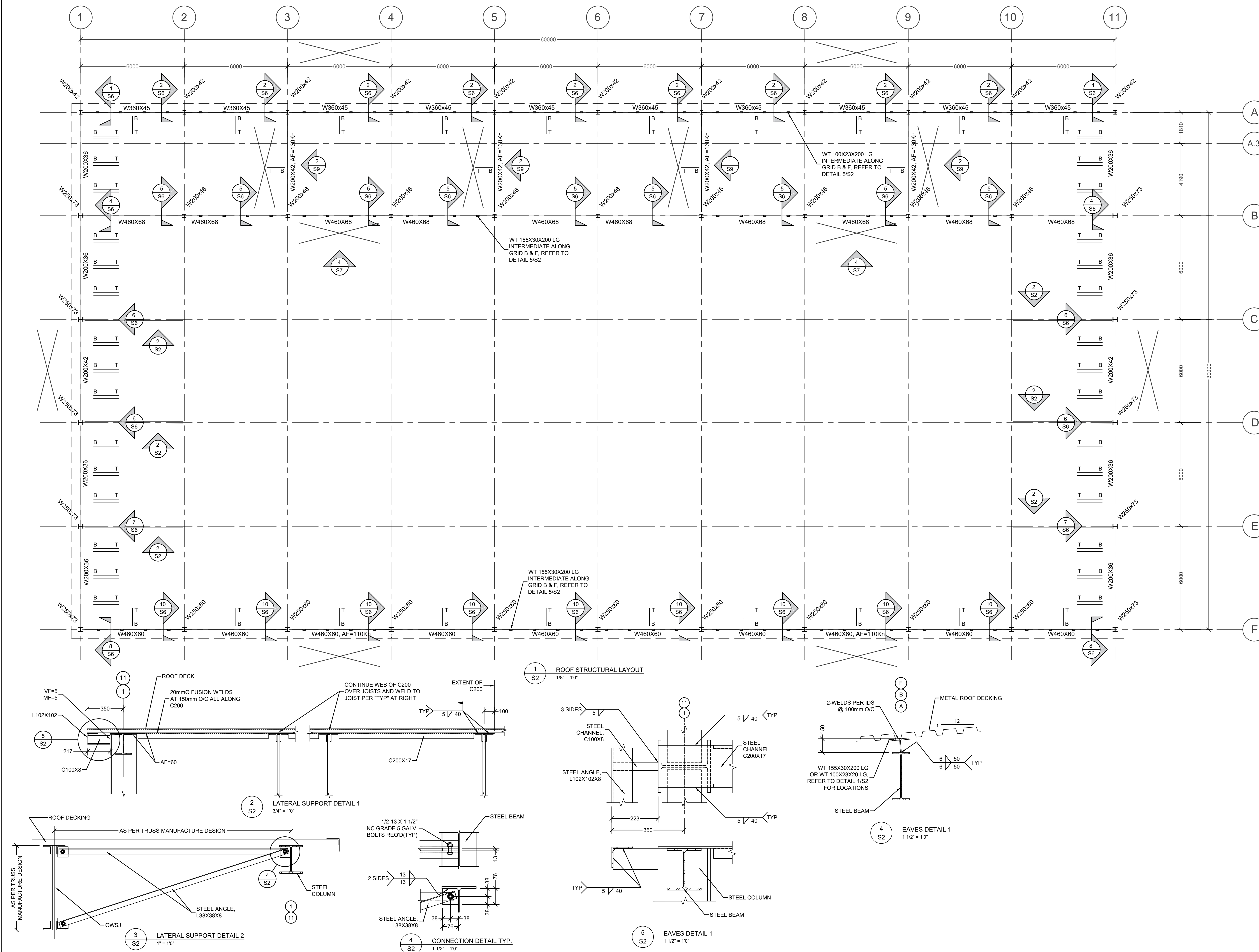
LOCATION: KINGSTON, ONTARIO

FOR: PUBLIC WORKS AND GOVERNMENT SERVICES CANADA

DRAWING:

ROOF STRUCTURAL PLAN VIEW

REVIEWED BY:		SCALE	DRAWING No.
DEPT.	NAME		
ARCH.	N/A	1/8" = 1'-0"	
STR.	ETJM		
MEC.	N/A	DATE	
ELE.	N/A	FEB 12, 2018	
JOB #: 17201		SHEET: 2 OF 13	JOB#





31 HILLEDALE AVE. TEL 613 531-7873
KINGSTON, ONTARIO CEL 613 561-3428
K7M 1S2 FAX 613 531-0602

COPYRIGHT
THIS DRAWING AND DESIGN ARE THE COPYRIGHT
PROPERTY OF E. R. TROUGHT DESIGN
AND SHALL NOT BE COPIED, REPRODUCED OR DIS-
TRIBUTED IN WHOLE OR IN PART WITHOUT THE
EXPRESS WRITTEN CONSENT OF THE DESIGNER.


STRUCTURAL STEEL:

1. ALL STRUCTURAL STEEL (EXCEPT JOISTS) SHALL BE TO CSA SPECIFICATIONS G40.20/G40.21-91, M300W FOR ANGLES, CHANNELS, PLATES AND "S" SECTIONS AND M350W FOR "HSS" AND "WF" MEMBERS. STEEL SPECIFICATIONS FOR JOISTS MAY VARY AT THE DISCRETION OF THE JOIST DESIGNER.
2. ALL "HSS" COLUMNS SHALL BE "H" CLASS.
3. ALL STRUCTURAL STEEL SHALL BE FABRICATED AND ERECTED TO THE REQUIREMENTS OF CSA STANDARD CAN3-S16.1-M94, LATEST REVISED EDITION.
4. PROVIDE MINIMUM BEARING OF 200mm FOR ALL STEEL BEAMS BEARING ON MASONRY AND 150mm FOR ALL JOISTS BEARING ON STRUCTURAL STEEL UNLESS OTHERWISE DETAILED OR APPROVED BY ENGINEER.
5. ALL CONNECTION SHALL BE MADE WITH 19mm A325 BOLTS. THREADS MUST BE EXCLUDES. SHOP CONNECTIONS MAY BE WELDED.
6. ALL STRUCTURAL STEEL SHALL RECEIVE ONE SHOP COAT AND FIELD TOUCH UP COAT OF PRIMER PAINT.
7. CHECK ALL DIMENSIONS ON STRUCTURAL DRAWINGS WITH THE ARCHITECTURAL DRAWINGS. REPORT ANY INCONSISTENCIES BEFORE PROCEEDING WITH THE WORK. DO NOT SCALE THESE DRAWINGS.
8. STRUCTURAL STEEL (HSS ONLY):
 - ASTM A500 GRADE C (345 MPa FOR SQUARE/RECTANGULAR AND 317 MPa FOR ROUND) OR
 - G40.21 GRADE 350W CLASS C OR H
 - HSS MEMBERS REQUIRED TO BE GALVANIZED SHALL BE CLASS H, OR STRESS RELIEVED PRIOR TO GALVANIZING
9. ALL STRUCTURAL COMPONENTS THAT ARE CUT OR CORRODED AND BEING REINFORCED (NOT SHOWN) IN THESE DRAWINGS IS ONLY FOR GENERAL CONFORMITY WITH STRUCTURAL CONTRACT DOCUMENTS AND SPECIFICATIONS. COMMENTS MADE ON THE SHOP DRAWINGS DO NOT RELIEVE THE CONTRACTOR FROM COMPLIANCE WITH THE REQUIREMENTS OF THE STRUCTURAL CONTRACT DOCUMENTS AND SPECIFICATIONS

1	10/26/17	MINOR CHANGES TO WELDING	JNM
2	11/24/17	UPDATED DRAWS TO REFLECT BP8 & BP9	JNM
3	11/29/17	UPDATED TO REFLECT CONSULTANT REVIEW	JNM
4	02/12/18	UPDATED TO REFLECT CONSULTANT REVIEW	JNM

No.	DATE	DESCRIPTION	BY

REVISIONS



DRAWINGS MUST NOT BE SCALED CONTRACTOR SHALL VERIFY AND BE RESPONSIBLE FOR ALL DIMENSIONS AND SHALL REPORT ANY DISCREPANCY TO THE ENGINEER BEFORE PROCEEDING

THESE PLANS WERE DESIGNED IN ACCORDANCE WITH THE ONTARIO BUILDING CODE. THESE PLANS FORM THE BASIS FOR PERMIT ISSUANCE AND ANY DEVIATIONS FROM THESE PLANS AND DETAILS, INCLUDING THE VENTILATION SYSTEM, HEATING SYSTEM, WOODSTOVE, FIREPLACES, DECKS, BALCONIES AND FINISHED BASEMENTS, WILL REQUIRE A REVISED DRAWING AND CLEARANCE BY THE BUILDING DEPARTMENT.

CSC MULTI-PURPOSE BUILDING
CBI MINIMUM INSTITUTION
(FRONTENAC)

LOCATION:
KINGSTON, ONTARIO
FOR: **PUBLIC WORKS AND GOVERNMENT SERVICES CANADA**

DRAWING:
MEZZANINE STRUCTURAL PLAN VIEW

REVIEWED BY:		SCALE	DRAWING No.
DEPT.	NAME	AS SHOWN	S1
ARCH.	N/A		
STR.	ET, JM		
MEC.	N/A	DATE	FEB 12, 2018
ELE.	N/A	DATE	
JOB #	17201	SHEET: 1 OF 13	JOB#

