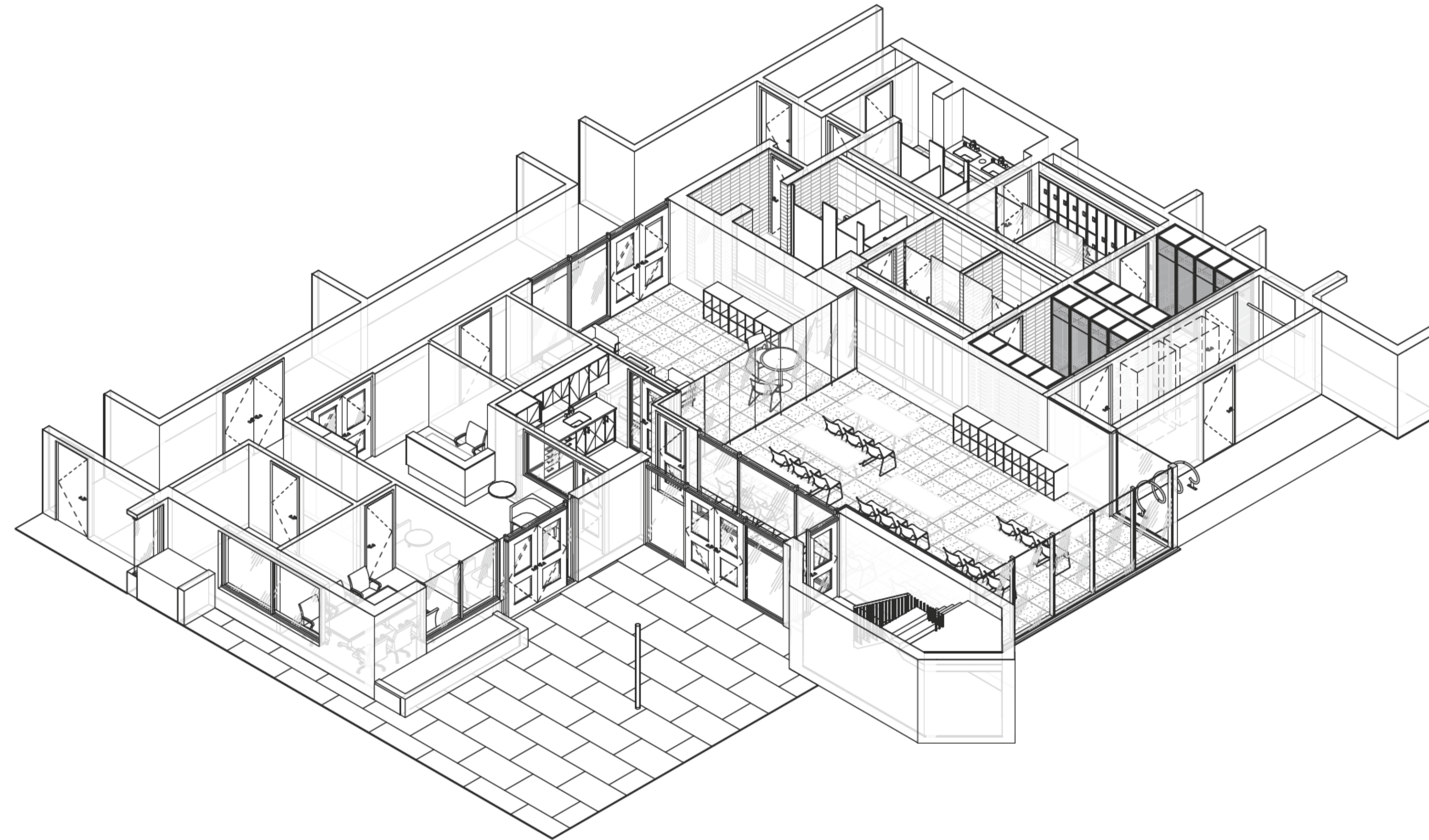


PACIFIC SCIENCE ENTERPRISE CENTRE: CLASSROOM ADDITION & RENOVATION



1 LOCATION PLAN
A0.00 NTS

ARCHITECTURAL DRAWING LIST

- A0.00 COVER SHEET
- A0.01 GENERAL NOTES & LEGENDS
- A1.10 SITE PLAN & ROOF PLANS
- A2.10 DEMOLITION & CONSTRUCTION PLANS
- A4.10 BUILDING SECTIONS
- A6.10 EXTERIOR DETAILS
- A7.00 DOOR & FRAME SCHEDULE
- A8.00 ROOM FINISH SCHEDULE, ENLARGED PLAN & INTERIOR ELEVATIONS
- A8.10 FINISHES PLANS & MILLWORK PLANS & ELEVATIONS
- A8.20 MILLWORK SECTIONS & DETAILS

STRUCTURAL DRAWING LIST

- S101 GENERAL NOTES
- S201 PARTIAL MAIN FLOOR & FOUNDATION PLAN AND SECTIONS
- S202 PARTIAL SECOND FLOOR PLAN AND SECTIONS

MECHANICAL DRAWING LIST

- M0.01 SITE PLAN, GENERAL NOTES & SYMBOL SCHEDULES
- M0.02 MECHANICAL SCHEDULE
- M1.01 FOUNDATION PLAN
- M1.02 PLUMBING PLAN
- M2.01 FIRE PROTECTION PLAN
- M3.01 HVAC PLAN

ELECTRICAL DRAWING LIST

- E01 ELECTRICAL DRAWING LIST & SYMBOL LEGEND
- E02 ELECTRICAL DEMOLITION DRAWING
- E03 NEW ELECTRICAL PLAN
- E10 ELECTRICAL DETAILS

Consultant



Seal

Revision/Revision	Description/Description	Date/Date
1	ISSUED FOR TENDER	2019.05.09

Client/client

FISHERIES & OCEANS CANADA

200-401 BURRARD STREET
VANCOUVER, BC V6C 3R2

Project title/Titre du projet

4160 MARINE DRIVE
WEST VANCOUVER, BC V7V 1H2

**PSEC - CLASSROOM
ADDITION & RENOVATION**

Consultant Signature Box Only

Designed by/Concept par

MIKE MAMMONE

Drawn by/Dessiné par

DEACON GREEN

PWGSC Project Manager/Administrateur de Projets TPSGC

-

PWGSC, Regional Manager, Architectural and Engineering Services/
Gestionnaire régionale, Services d'architectural et de génie, TPSGC

-

Drawing title/Titre du dessin

COVER SHEET

Project No./No. du projet

Client Number
O4A: 1712-009

Sheet/Feuille

A0.00
OF 10

Revision no./
La Révision no.

1

Consultant



Seal

Revision/Revision	Description/Description	Date/Date
1	ISSUED FOR TENDER	2019.05.09

Client/client

FISHERIES & OCEANS CANADA

200-401 BARRARD STREET VANCOUVER, BC V6C 3R2

Project title/Titre du projet

4160 MARINE DRIVE WEST VANCOUVER, BC V7V 1H2

PSEC - CLASSROOM ADDITION & RENOVATION

Consultant Signature Box Only

Designed by/Concept par

MIKE MAMMONE

Drawn by/Dessiné par

DEACON GREEN

PWGSC Project Manager/Administrateur de Projets TPSGC

-

PWGSC, Regional Manager, Architectural and Engineering Services/ Gestionnaire régionale, Services d'architectural et de génie, TPSGC

-

Drawing title/Titre du dessin

GENERAL NOTES & LEGENDS

Project No./No. du projet

Client Number

O4: 1712-009

Sheet/ Feuille

A0.01

OF 10

Revision no./ La Révision no.

1

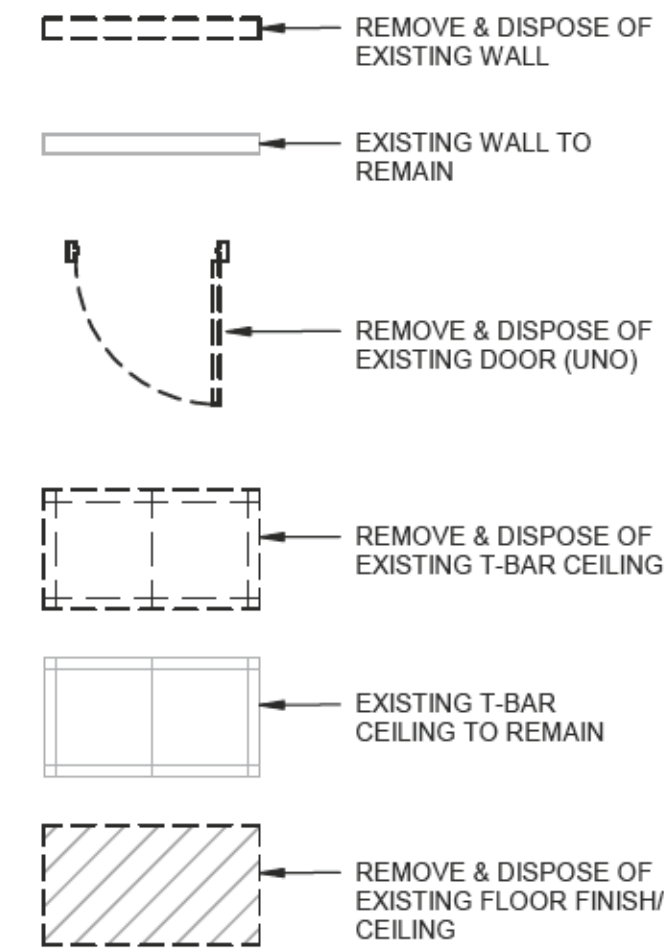
GENERAL ARCHITECTURAL NOTES

- A IT IS IMPERATIVE THAT ARCHITECTURAL TRADES READ ARCHITECTURAL, MECHANICAL & ELECTRICAL DRAWINGS TOGETHER FOR EXTENT AND COORDINATION OF WORK AND INTERFACING OF MATERIALS. CLAIMS FOR EXTRA ARCHITECTURAL WORK RELATED TO ELECTRICAL & MECHANICAL SYSTEMS WHICH ARE SHOWN OR IMPLIED ON THEIR RESPECTIVE DRAWINGS WILL NOT BE ENTERTAINED.
- B THE TERM "DRYWALL" SHALL DENOTE GYPSUM WALL BOARD WHICH HAS BEEN TAPE, FILLED & SANDED.
- C COORDINATE ALL DIMENSIONS & DETAILS BETWEEN ARCHITECTURAL, MECHANICAL & ELECTRICAL.
- D INSTALL WOOD BLOCKING IN STUD SPACE OF ALL METAL STUD WALLS FOR ANCHORAGE OF CABINETS, RAILINGS, EQUIPMENT, SHELVING ETC.
- E +/- DIMENSION DENOTES NO MORE THAN 1/2" (13mm) TOLERANCE.
- F ALL EXTERIOR DIMENSIONS ARE TO GRID LINES OR FACE OF EXTERIOR SHEATHING/CONCRETE UNLESS INDICATED OTHERWISE.
- G THE BUILDING SITE SHALL BE GRADED SO THAT SURFACE, SUMP AND ROOF DRAINAGE WILL NOT ACCUMULATE AT OR NEAR THE BUILDING AND WILL NOT DRAIN ONTO OR ADVERSELY AFFECT SIDEWALKS, DRIVEWAYS, STAIRWAYS OR ADJACENT PROPERTIES.
- H THE REQUIREMENTS OF THE 2012 BC BUILDING CODE AS CURRENTLY ADOPTED ARE CONSIDERED TO BE THE MINIMUM STANDARDS TO BE MET.
- I VERIFY ALL DIMENSIONS AND EXISTING CONDITIONS AT THE SITE PRIOR TO CONSTRUCTION. NOTIFY THE CONSULTANT OF ANY DISCREPANCIES BETWEEN THE SITE CONDITIONS AND THE ASSUMED DESIGN CONDITIONS PRIOR TO COMMENCING WORK.

TYPICAL ABBREVIATIONS

- AFF ABOVE FINISHED FLOOR
- AHJ AUTHORITIES HAVING JURISDICTION BOTH SIDES
- BCBC BRITISH COLUMBIA BUILDING CODE (CURRENT EDITION)
- BF BARRIER FREE
- C/W COMPLETE WITH
- CJ CONTROL JOINT
- CL CENTRE LINE
- CLR DENOTES 'CLEAR' DIMENSION REQUIRED
- CONC CONCRETE
- DW DRYWALL
- FRR FIRE RESISTANCE RATING
- HB HOSE BIB
- M OR (m) METRE
- MM OR (mm) MILLIMETRES
- PL PROPERTY LINE
- PT PRESSURE TREATED
- RD ROOF DRAIN
- RP ROCK PIT
- RWL RAIN WATER LEADER
- SC SMALL CAR
- SM SQUARE METRES
- T/O TOP OF
- TYP TYPICAL
- UIS UNDERSIDE
- UNO UNLESS NOTED OTHERWISE
- W WITH
- WD WOOD

DEMOLITION PLAN LEGEND



MATERIAL ABBREVIATIONS

- AC ACRYLIC SCREEN
- CPT CARPET
- EF ENTRANCE FLOORING
- PT PAINT
- RF RESILIENT FLOORING
- RB RUBBER BASE
- SS SOLID SURFACE
- T TILE - PORCELAIN & CERAMIC
- TB TILE BASE - PORCELAIN & CERAMIC
- TR FLOOR TRANSITION - AS SCHEDULED
- WP WALL PROTECTION
- WD WOOD

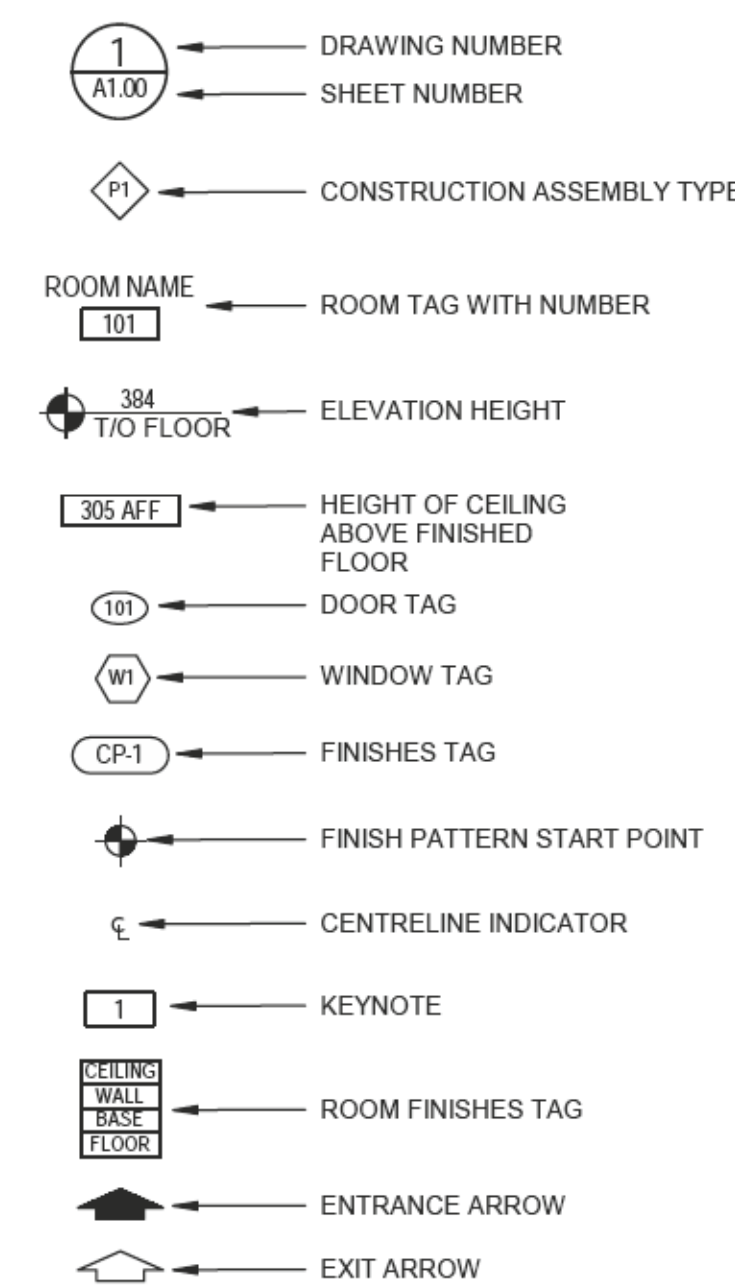
DEMOLITION KEYNOTES

- DM2 REMOVE & DISPOSE OF EXISTING CARPET
- DM3 DEMOLISH & DISPOSE OF EXISTING TILE
- DM4 REMOVE & DISPOSE OF EXISTING BASE (TYP)
- DM5 DEMOLISH & DISPOSE OF EXISTING MILLWORK
- DM6 DEMOLISH & DISPOSE OF EXISTING WINDOW
- DM7 REMOVE & DISPOSE OF EXISTING BI-FOLD DOORS
- DM8 DEMOLISH & DISPOSE OF EXISTING WALL
- DM9 REMOVE & DISPOSE OF ALL PLUMBING FIXTURES (TYP)
- DM10 REMOVE & DISPOSE OF ALL WASHROOM ACCESSORIES (TYP)
- DM11 DEMOLISH & DISPOSE OF EXISTING WALL TILES (TYP FOR WASHROOM AREAS)
- DM12 REMOVE & DISPOSE OF EXISTING TOILET PARTITIONS
- DM13 REMOVE & DISPOSE OF EXISTING LOCKERS
- DM14 DEMOLISH & DISPOSE OF EXISTING CMU BENCH
- DM15 DEMOLISH & DISPOSE OF EXISTING CURB & RAISED FLOOR
- DM16 REMOVE & RETAIN EXISTING DOOR FOR RE-USE
- DM17 DEMOLISH & DISPOSE OF EXISTING DOOR
- DM18 DEMOLISH & DISPOSE OF EXISTING ASPHALT SIDEWALK
- DM19 REMOVE & RETAIN EXISTING BIKE RACK FOR RE-USE
- DM20 DEMOLISH & DISPOSE OF EXISTING DRYWALL CEILING
- DM21 DEMOLISH & DISPOSE OF EXISTING T-BAR CEILING
- DM22 REMOVE & RETAIN EXISTING PROJECTOR & SCREEN FOR RE-USE
- DM24 EXISTING CEILING TO REMAIN
- DM26 DEMOLISH & DISPOSE OF EXISTING CANOPY

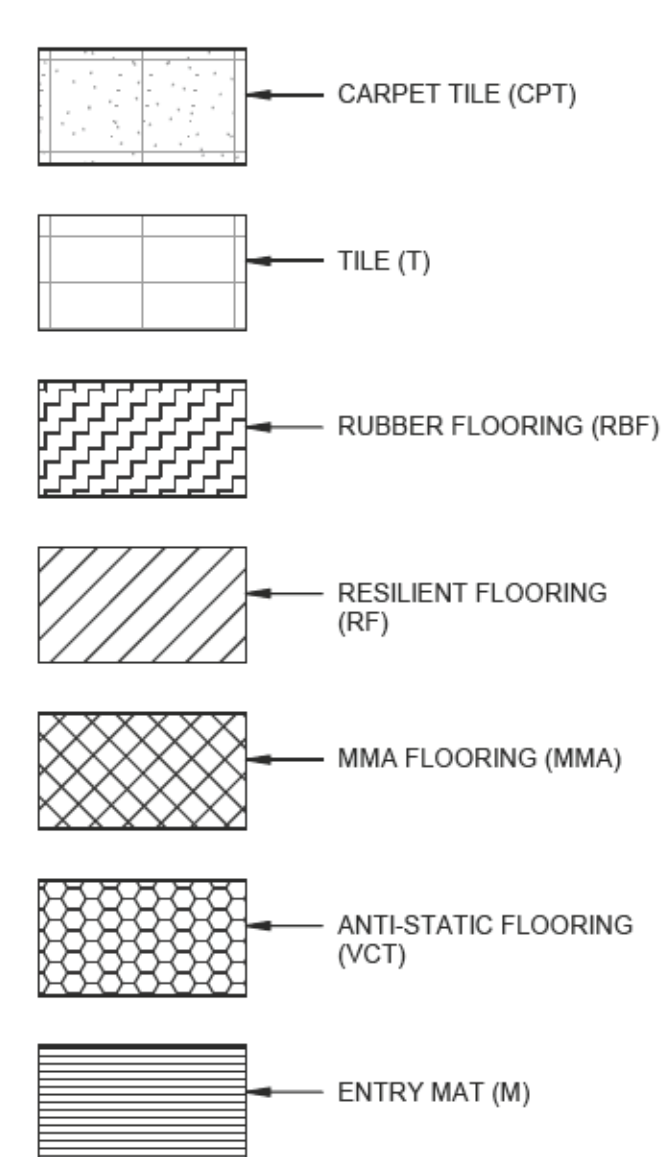
GENERAL DEMOLITION NOTES

- A SITE EXAMINE & RECORD LOCATIONS, CONDITIONS, ETC. OF ALL ELEMENTS WHICH MUST BE REMOVED THEN REINSTALLED AND MADE GOOD AFTER RETROFIT WORK.
- B WHERE EXISTING WALLS, PIPING, DUCTWORK, WIRING, APPLIED ITEMS & OTHER ELEMENTS ARE REMOVED, PATCH & MAKE GOOD AFFECTED SERVICES WHICH ARE TO REMAIN. PATCHING & REMEDIAL MATERIALS SHALL MATCH ADJACENT EXISTING UNLESS OTHERWISE NOTED.
- C ENSURE THAT EXISTING WALLS SCHEDULED TO RECEIVE NEW PAINT OR OTHER FINISHES ARE SMOOTH, TRUE TO PLANARITY & FREE OF DIRT & DEFECTS. WHERE THESE CONDITIONS CANNOT BE SATISFACTORILY MET BY PATCHING OR WHERE EXISTING SUBSTRATE IS NOT APPROPRIATE FOR NEW FINISH, INSTALL NEW DRYWALL TO SUBSTRATE BY MEANS OF 7/8" METAL FURRING CHANNELS @ 16" O.C.
- D CAREFULLY REMOVE ALL WALLS & ELEMENTS CONTAINING EXISTING PIPING, WIRING, DUCTWORK, ETC. TEMPORARILY STORE, PROTECT & REINSTALL SAID UTILITIES IN THOSE AREAS WHERE EXISTING WALLS ARE BEING REPLACED BY NEW RETROFIT WALLS. COORDINATE THIS WORK WITH ELECTRICAL & MECHANICAL TRADES & CONSULTANTS.
- E PROTECT ALL EXISTING ELEMENTS & FINISHES NOT SCHEDULED FOR RETROFIT & STORE WHERE DIRECTED AS REQUIRED. MAKE GOOD WHERE DAMAGED.
- F LAYOUT & EXECUTE ALL CUTTING & DEMOLITION SUCH AS TO CAUSE THE LEAST AMOUNT OF DISRUPTION TO REMAINING EXISTING FINISHES, MATERIALS, ELEMENTS & EQUIPMENT.
- G GENERAL CONTRACTOR SHALL REMOVE EXISTING ARCHITECTURAL ELEMENTS SUCH AS CEILINGS, WALLS & VALANCES FOR INSTALLATION OF MECHANICAL & FIRE PROTECTION SYSTEMS. AFTER INSTALLATION & TESTING OF SAID SYSTEMS, GENERAL CONTRACTOR SHALL REINSTALL & MAKE GOOD THESE ELEMENTS, AND MAINTAIN REQUIRED FIRE RATING OF EXISTING COMPONENT.
- H CERTAIN NEW PIPING & DUCTWORK WILL REQUIRE CONCEALMENT BY NEW VALANCES & SUSPENDED CEILINGS.

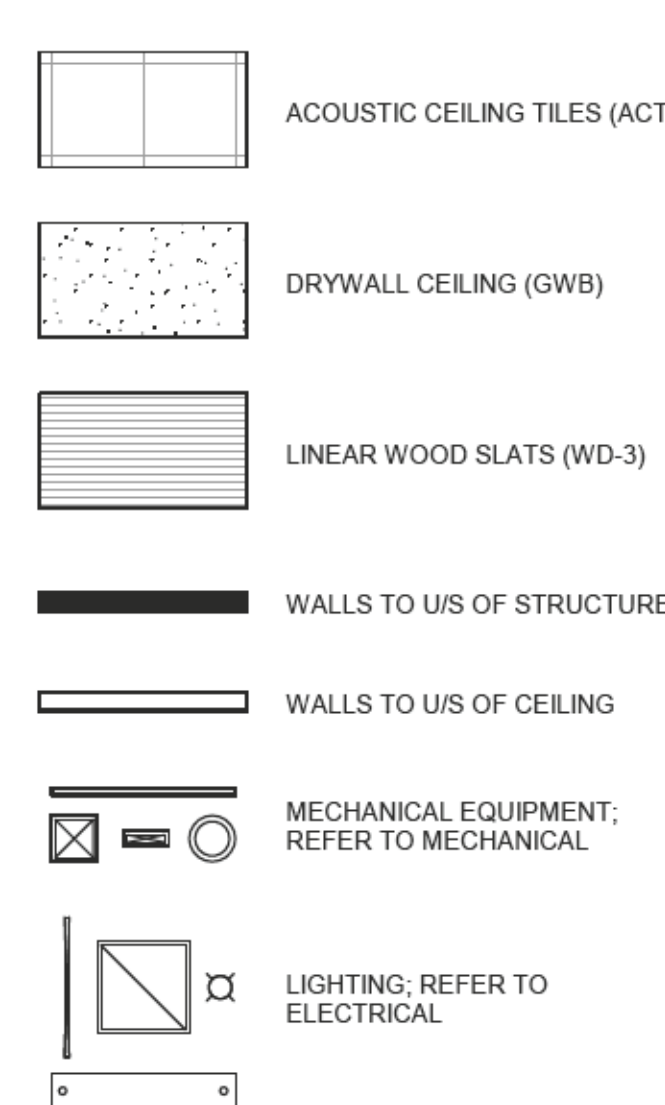
GENERAL SYMBOL LEGEND



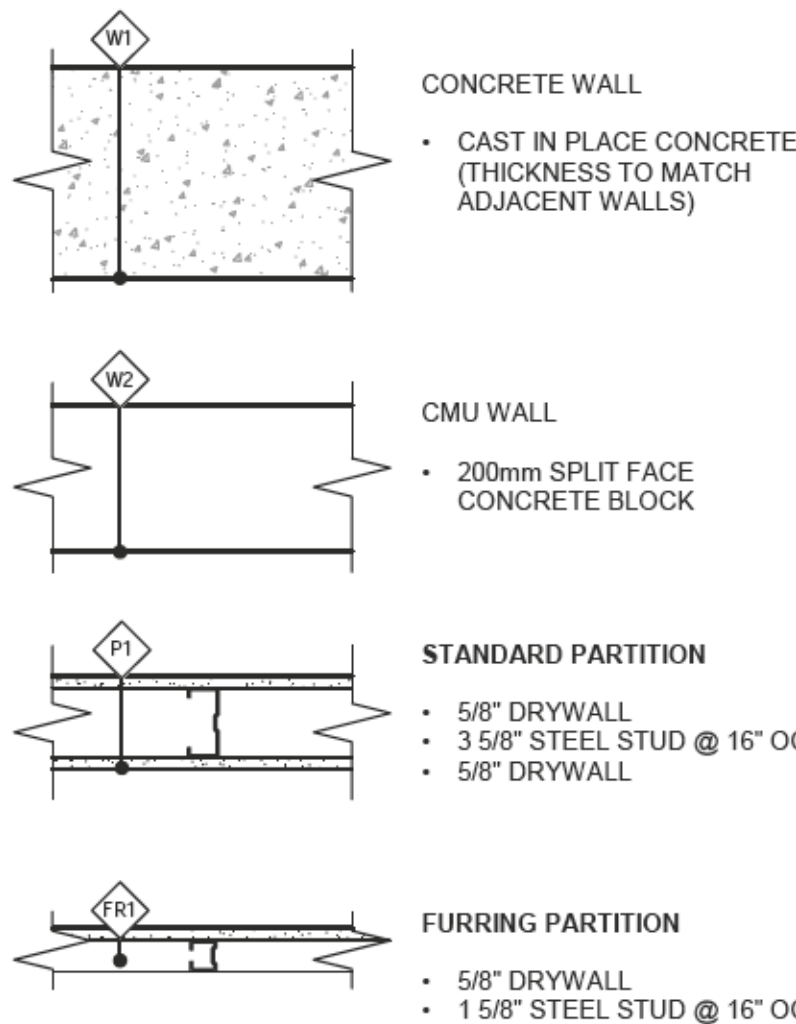
FLOOR FINISHES LEGEND



RCP LEGEND



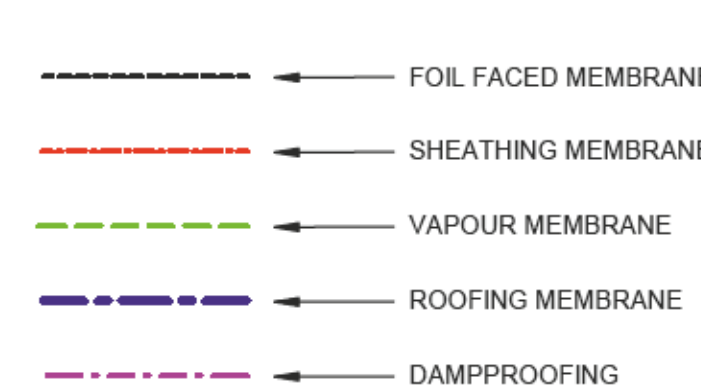
PARTITION SCHEDULE



GENERAL RCP NOTES

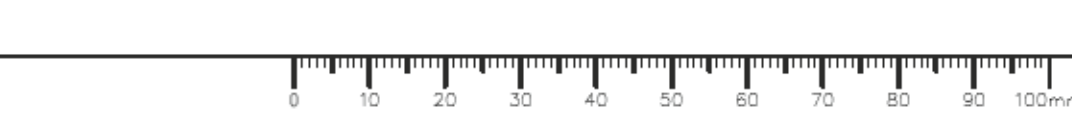
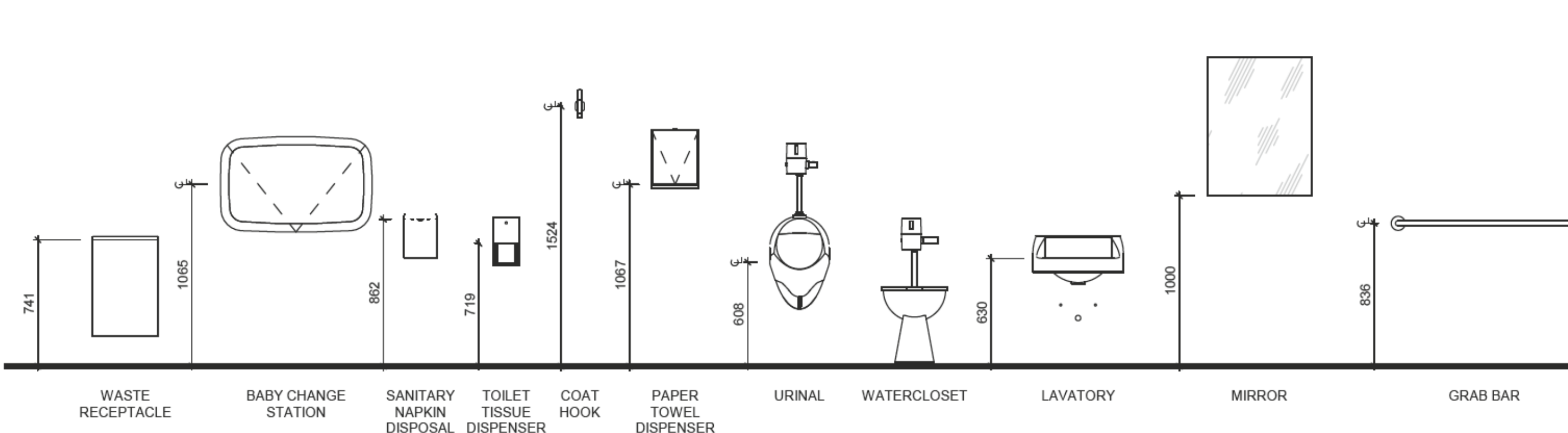
- A REFER TO MECHANICAL & ELECTRICAL DRAWINGS/DOCUMENTS FOR ALL ADDITIONAL INFORMATION PERTAINING TO THESE DISCIPLINES. ANY DISCREPANCIES BETWEEN ARCHITECTURAL AND ENGINEERING DRAWINGS SHALL BE REPORTED TO THE CONSULTANTS IMMEDIATELY.
- B FINAL LOCATIONS OF LIGHT FIXTURES IN DRYWALL CEILING(S) TO BE REVIEWED & APPROVED BY CONSULTANT PRIOR TO INSTALLATION
- C REFER TO MECHANICAL & ELECTRICAL DOCUMENTS FOR ALL FIXTURE SPECIFICATIONS

MEMBRANE LEGEND



PLEASE NOTE THAT THIS SHEET IS FOR REFERENCE ONLY; SYMBOLS & FINISHES SHOWN ON THIS SHEET MAY NOT BE INCLUDED IN THE DRAWING SET. MEMBRANE LINES HAVE BEEN SHOWN IN COLOUR FOR GREATER CLARITY, BUT HAVE BEEN GIVEN DISTINCT LINE TYPES SO THEY CAN BE READ IN BLACK & WHITE.

WASHROOM MOUNTING HEIGHTS





Consultant

Seal

Revision/Revision	Description/Description	Date/Date
1	ISSUED FOR TENDER	2018.05.09

Client/client

FISHERIES & OCEANS CANADA
200-401 BURRARD STREET VANCOUVER, BC V6C 3R2

Project title/Titre du projet

4160 MARINE DRIVE WEST VANCOUVER, BC V7V 1H2

PSEC - CLASSROOM ADDITION & RENOVATION

Consultant Signature Box Only

Designed by/Concept par

MIKE MAMMONE

Drawn by/Dessiné par

DEACON GREEN

PWGSC Project Manager/Administrateur de Projets TPSGC

PWGSC, Regional Manager, Architectural and Engineering Services / Gestionnaire régionale, Services d'architectural et de génie, TPSGC

Drawing title/Titre du dessin

SITE PLAN & ROOF PLANS

Project No./No. du projet

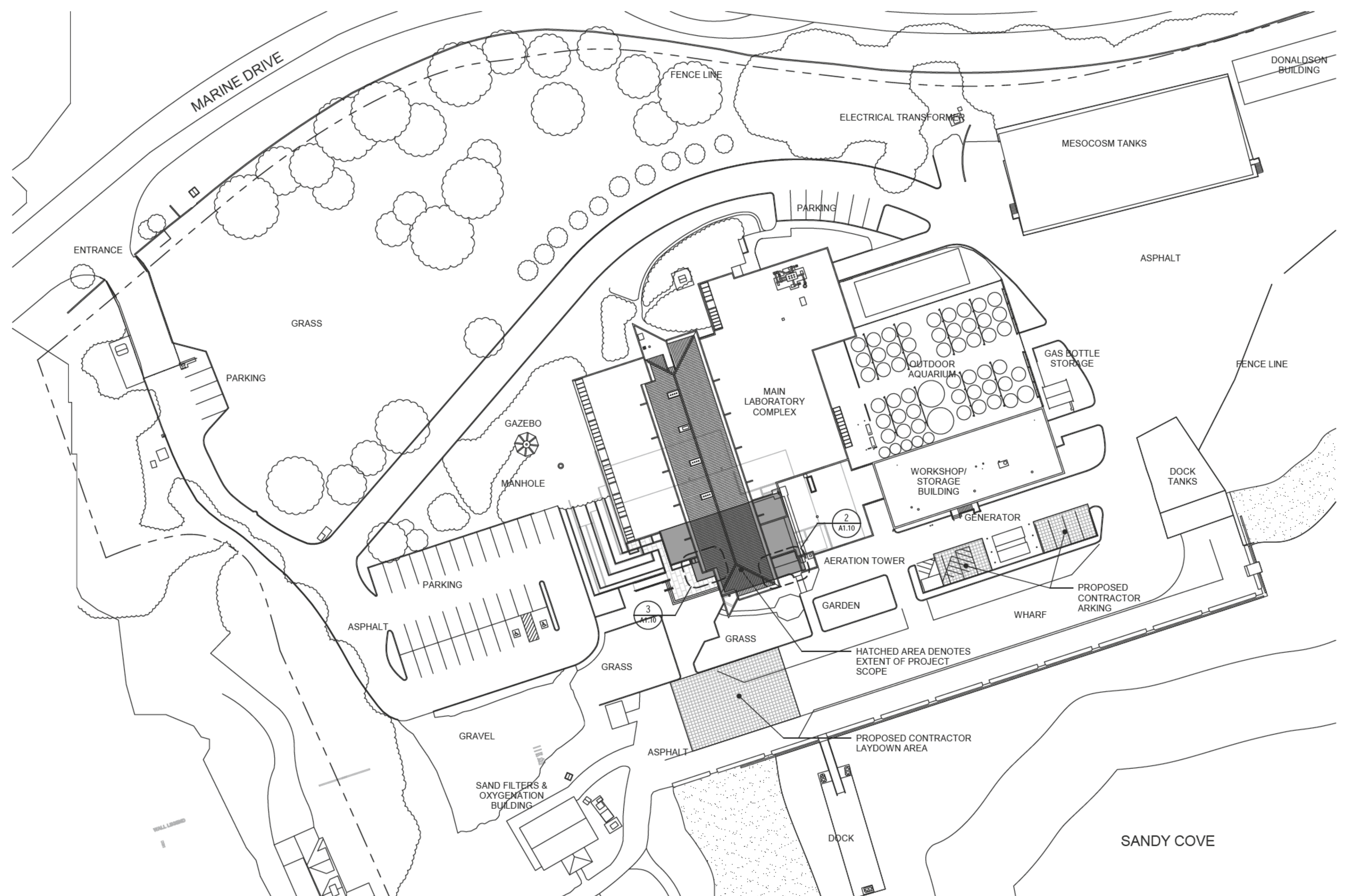
Client Number
O4A: 1712-009

Sheet/Feuille

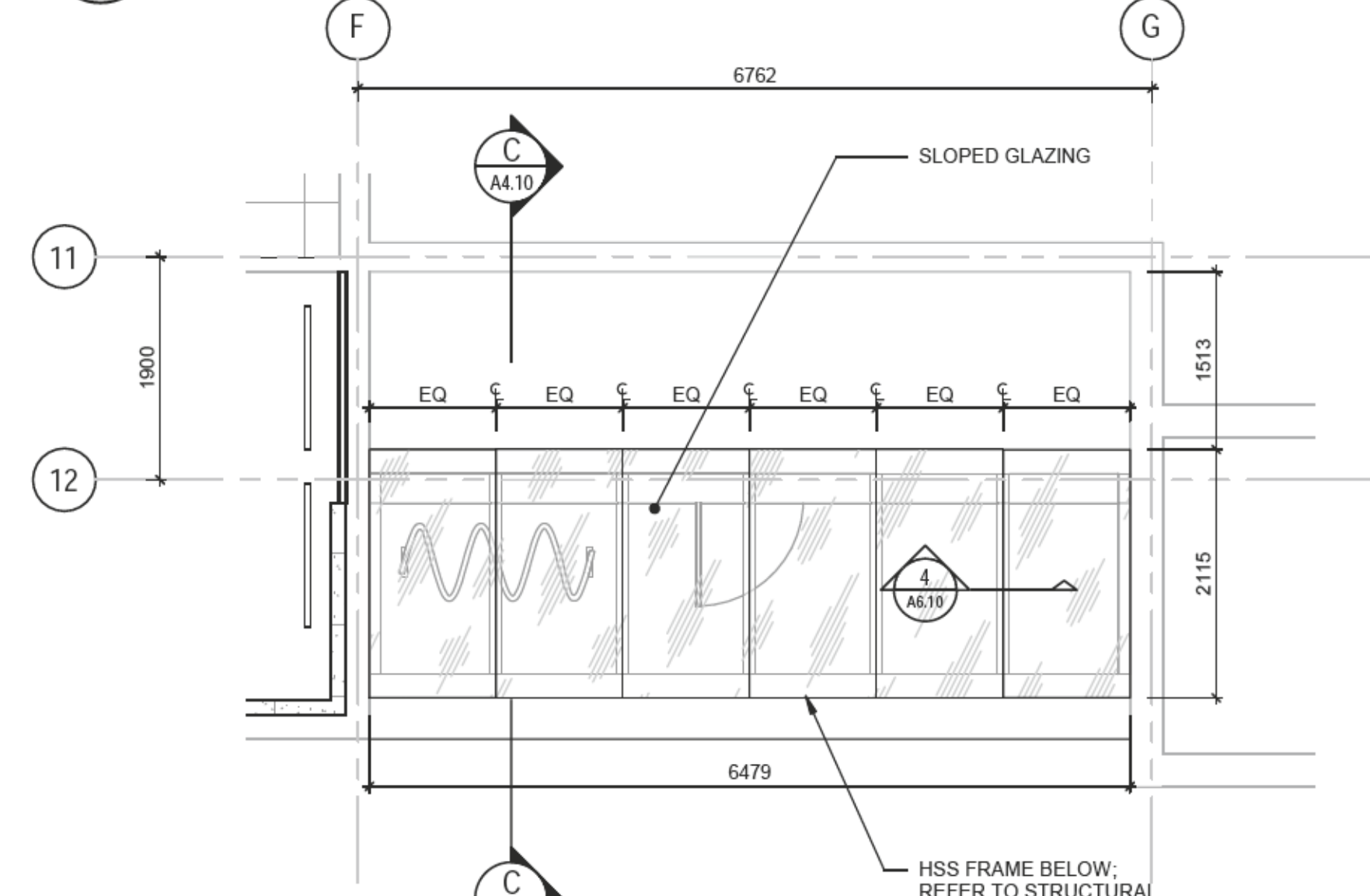
A1.10
OF 10

Revision no./No. de Révision

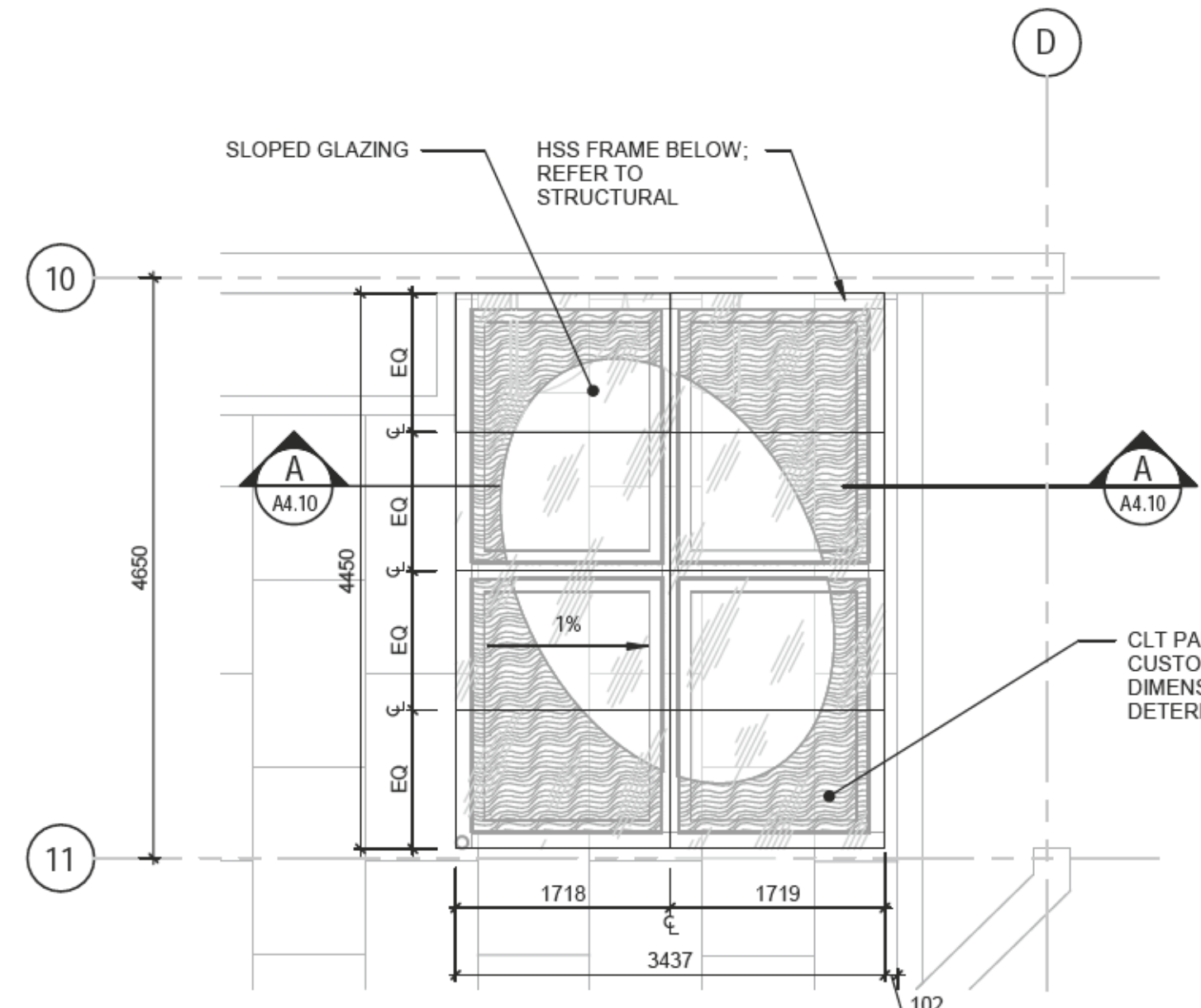
1



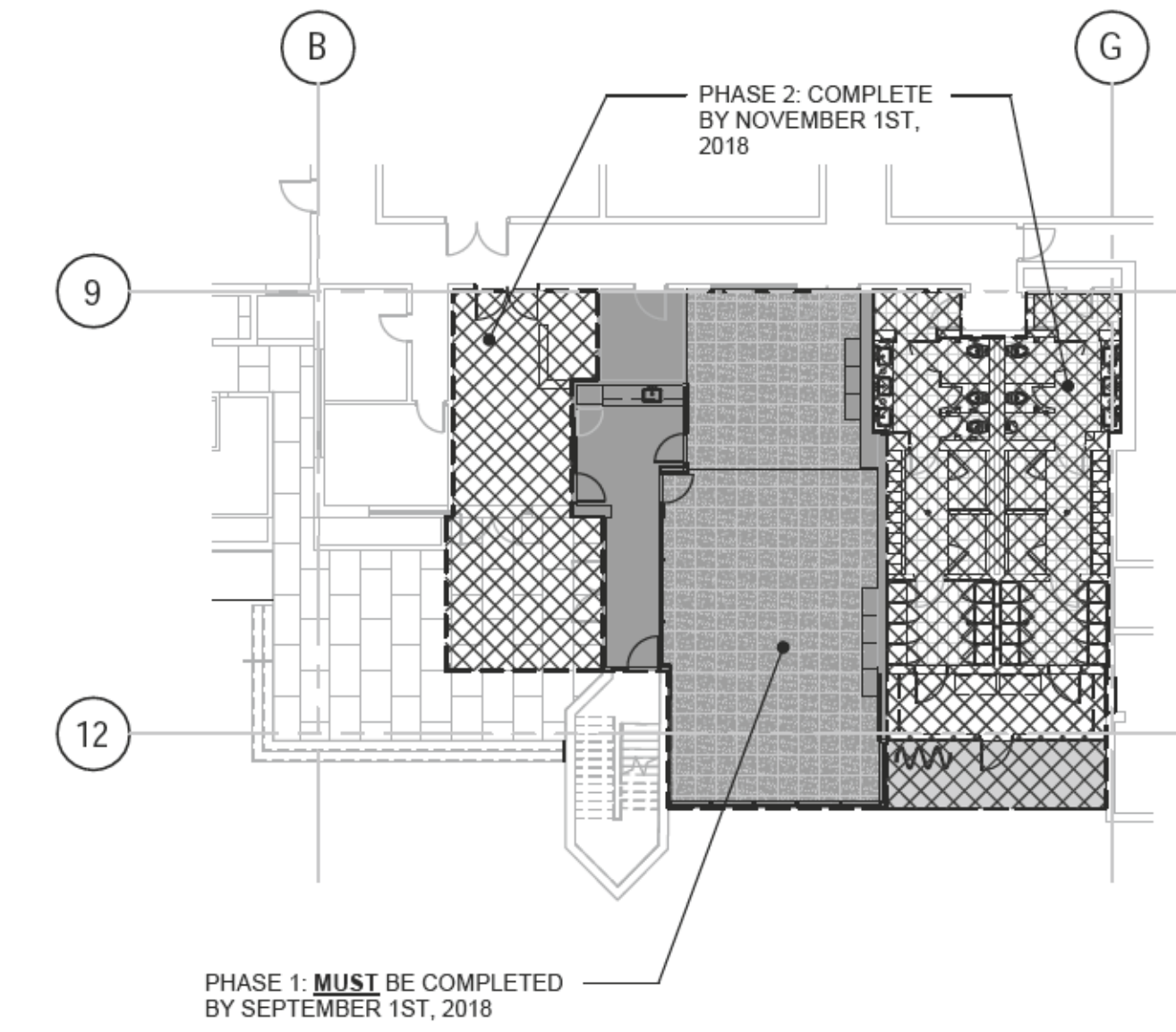
1 SITE PLAN
A1.10 1:500



2 ENLARGED ROOF PLAN
A1.10 1:50



3 ENLARGED CANOPY PLAN
A1.10 1:50



4 PHASING PLAN
A1.10 1:200

Consultant



Seal

1	ISSUED FOR TENDER	2019.05.09
Revision/	Description/Description	Date/Date
Revision		

Client/client

FISHERIES & OCEANS CANADA
200-401 BURRARD STREET
VANCOUVER, BC V6C 3R2

Project title/Titre du projet

4160 MARINE DRIVE
WEST VANCOUVER, BC V7V 1H2

**PSEC - CLASSROOM
ADDITION & RENOVATION**

Consultant Signature Box Only

Designed by/Concept par

MIKE MAMMONE

Drawn by/Dessiné par

DEACON GREEN

PWGS&C Project Manager/Administrateur de Projets TPSGC

PWGS&C, Regional Manager, Architectural and Engineering Services/
Gestionnaire régionale, Services d'architectural et de génie, TPSGC

Drawing title/Titre du dessin

**DEMOLITION &
CONSTRUCTION PLANS**

Project No./No. du projet

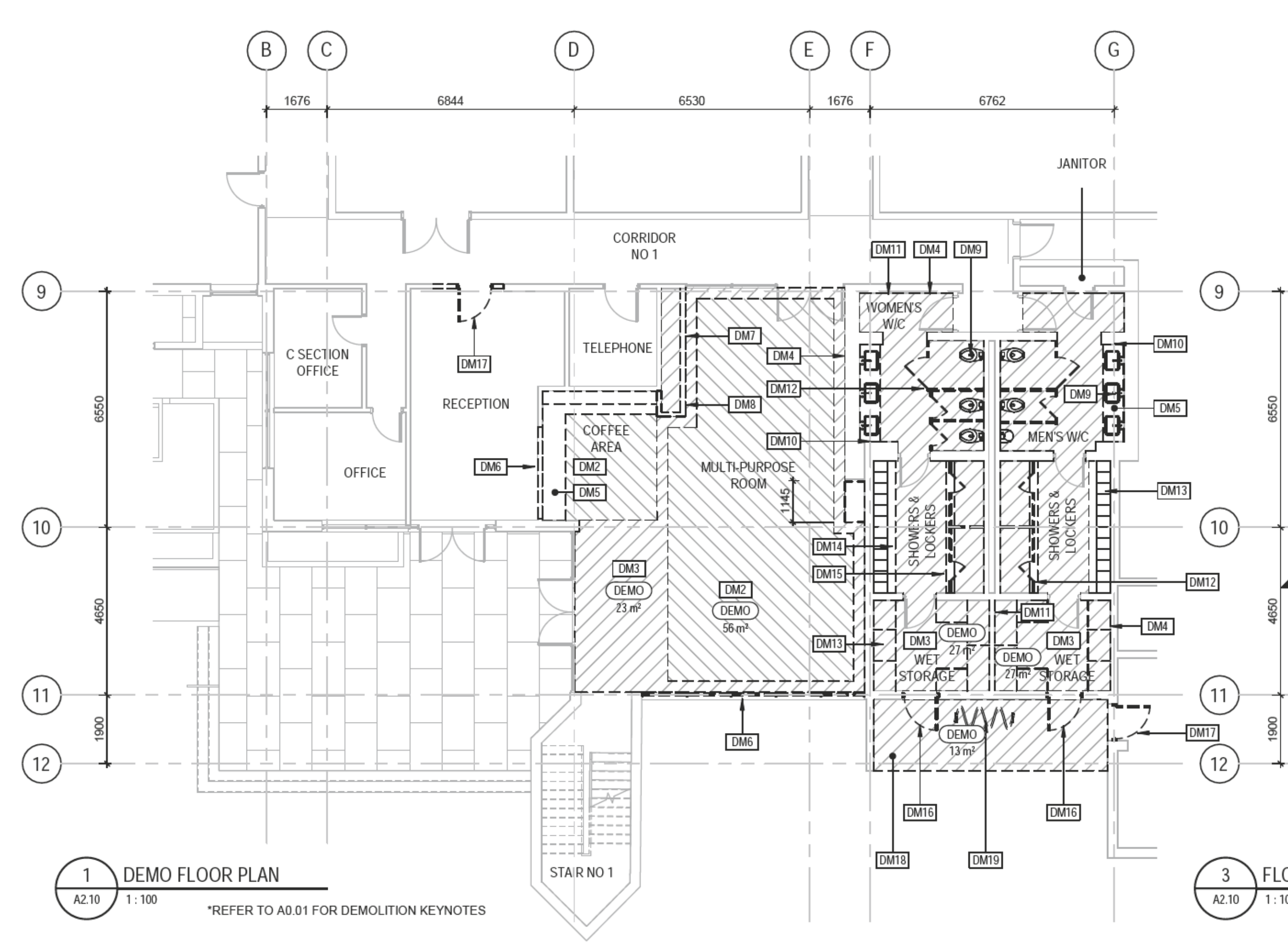
Client Number **A2.10**
O4: 1712-009

Sheet/Feuille

A2.10
OF 10

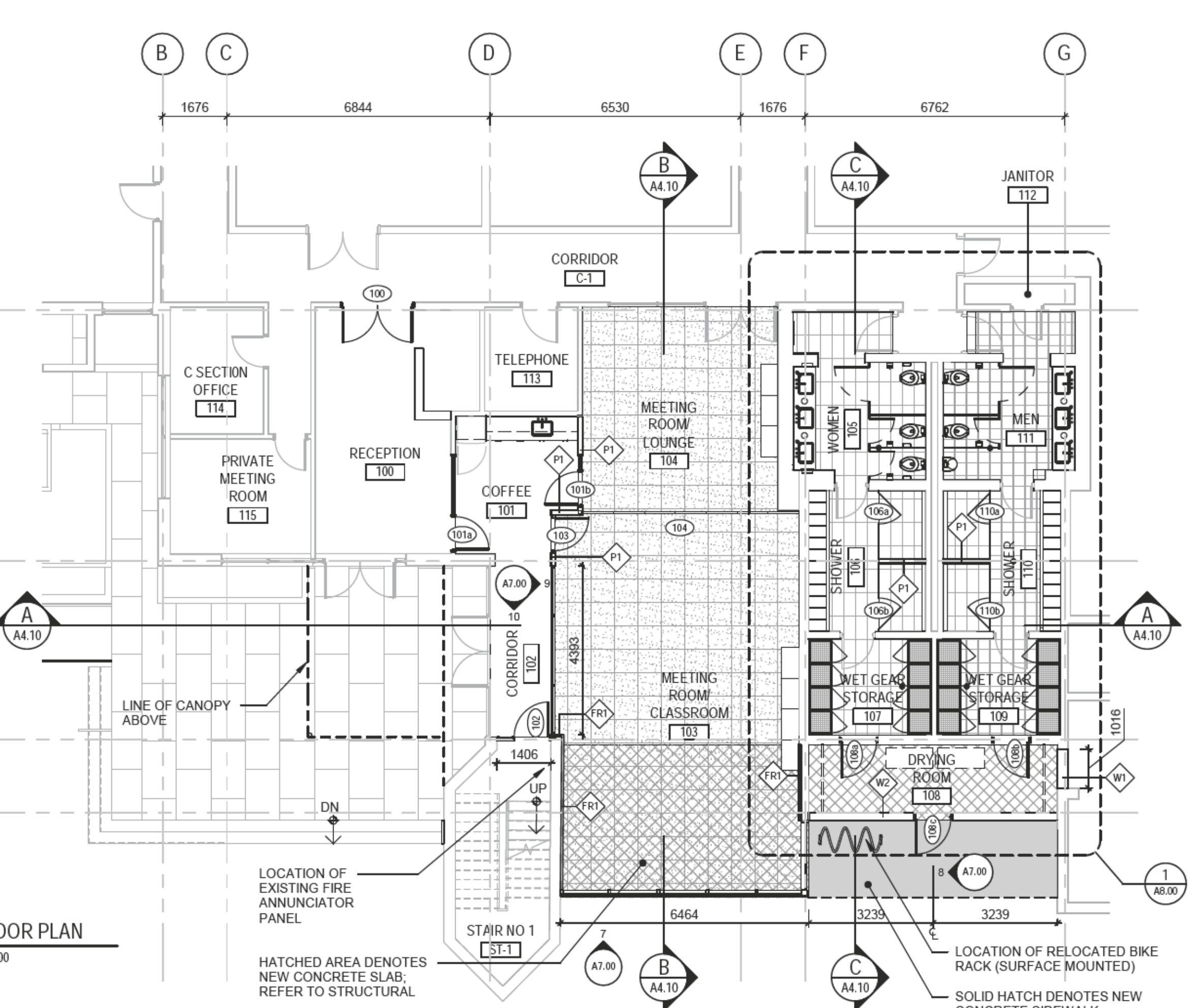
Revision no./
La Révision no.

1



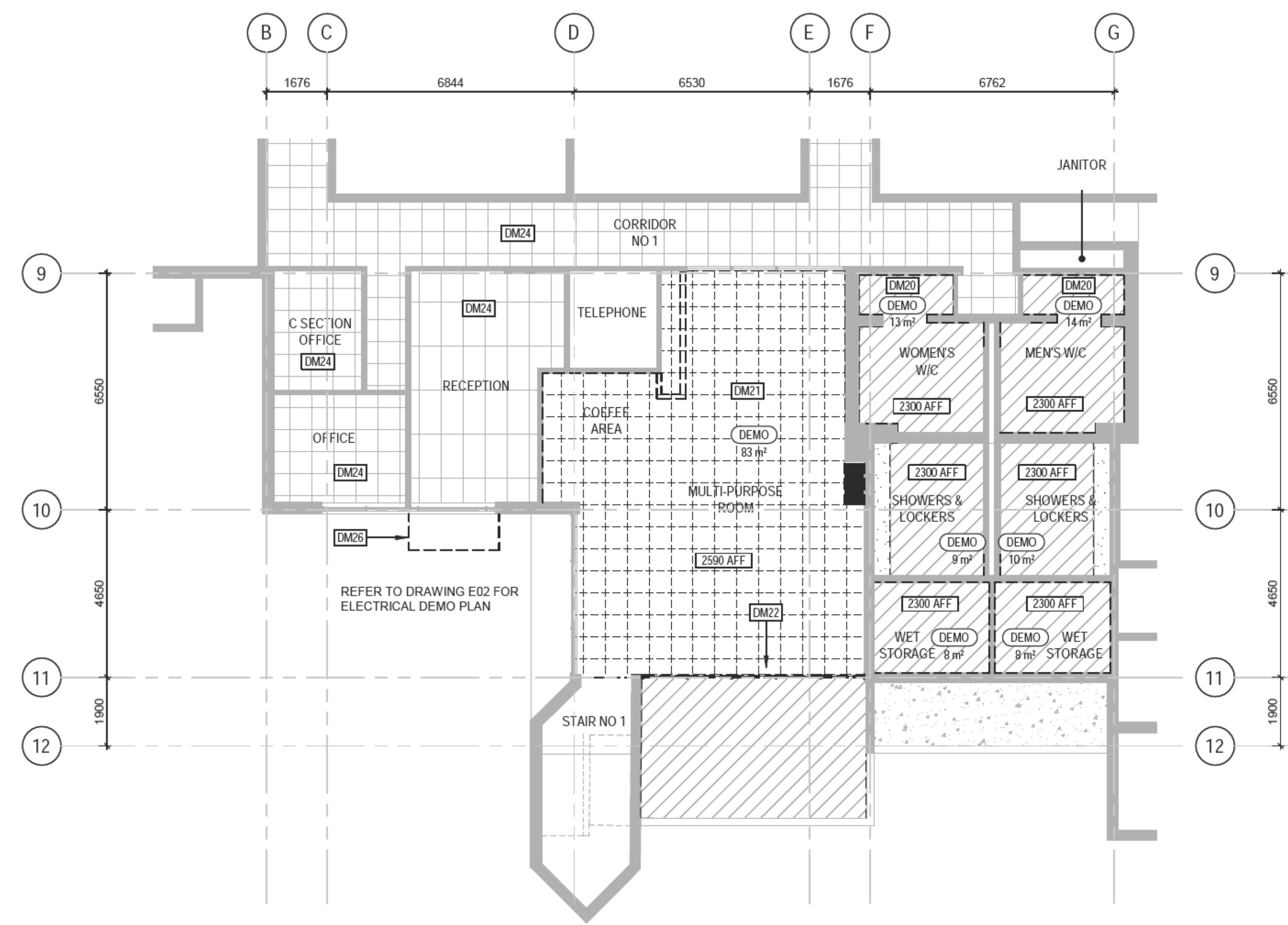
1 DEMO FLOOR PLAN
A2.10 1:100

*REFER TO A0.01 FOR DEMOLITION KEYNOTES



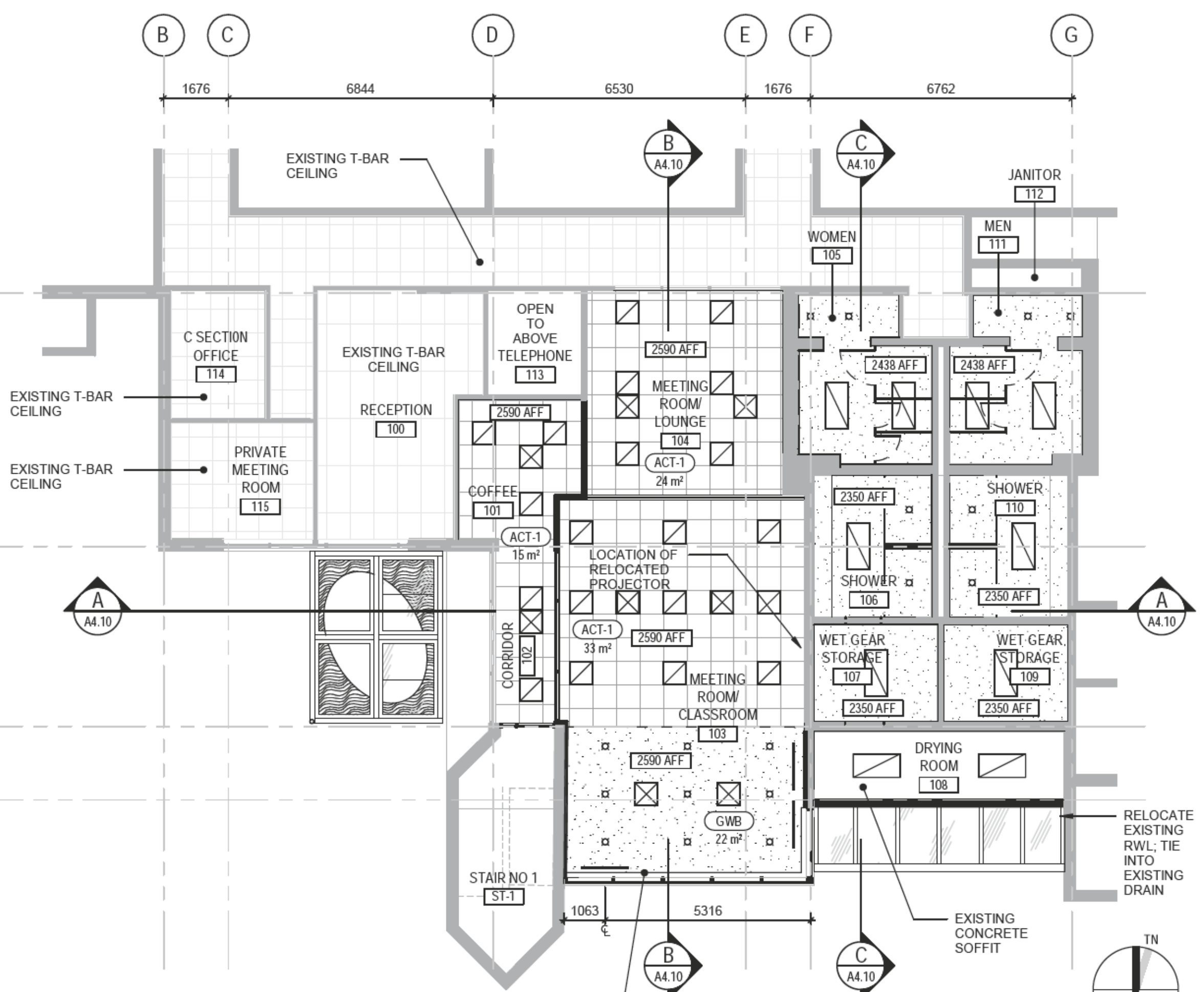
3 FLOOR PLAN
A2.10 1:100

LOCATION OF EXISTING FIRE ANNUNCIATOR PANEL
HATCHED AREA DENOTES NEW CONCRETE SLAB; REFER TO STRUCTURAL
LOCATION OF RELOCATED BIKE RACK (SURFACE MOUNTED)
SOLID HATCH DENOTES NEW CONCRETE SIDEWALK



2 DEMO REFLECTED CEILING PLAN
A2.10 1:100

*REFER TO A0.01 FOR DEMOLITION KEYNOTES



4 REFLECTED CEILING PLAN
A2.10 1:100

NEW TOP RECESSED MOUNTED ROLLER SHADE SYSTEM



Consultant



Seal

Revision/Revision	Description/Description	Date/Date
1	ISSUED FOR TENDER	2019.05.09

Client/client

FISHERIES & OCEANS CANADA

200-401 BURRARD STREET
VANCOUVER, BC V6C 3R2

Project title/Titre du projet

4160 MARINE DRIVE
WEST VANCOUVER, BC V7V 1H2

PSEC - CLASSROOM ADDITION & RENOVATION

Consultant Signature Box Only

Designed by/Concept par

MIKE MAMMONE

Drawn by/Dessiné par

DEACON GREEN

PWGSC Project Manager/Administrateur de Projets TPSGC

-

PWGSC, Regional Manager, Architectural and Engineering Services/
Gestionnaire régionale, Services d'architectural et de génie, TPSGC

-

Drawing title/Titre du dessin

BUILDING SECTIONS

Project No./No. du projet

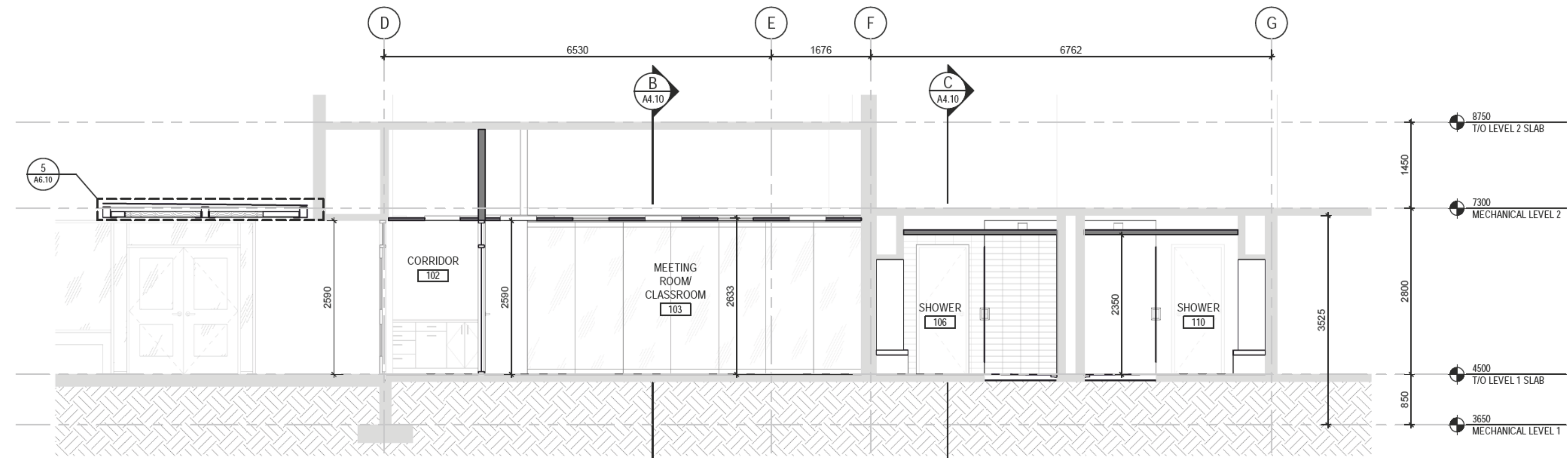
Client Number
O4A: 1712-009

Sheet/Feuille

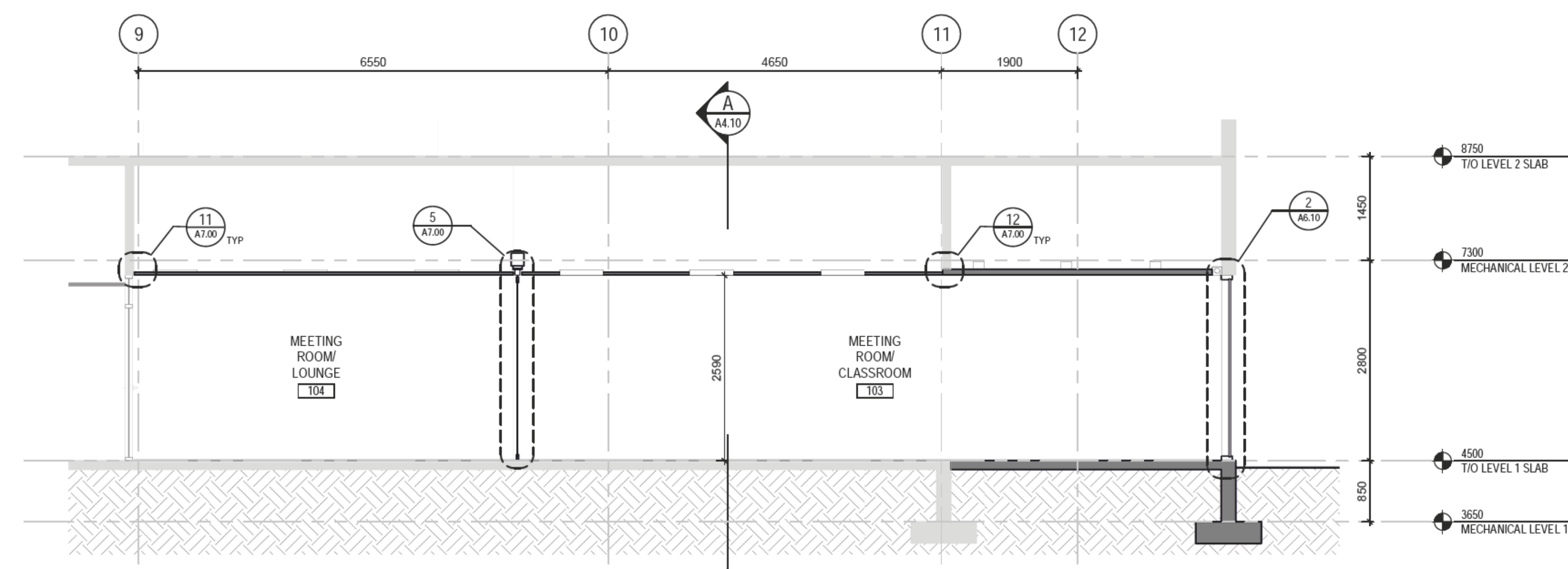
A4.10
OF 10

Revision no./
La Révision no.

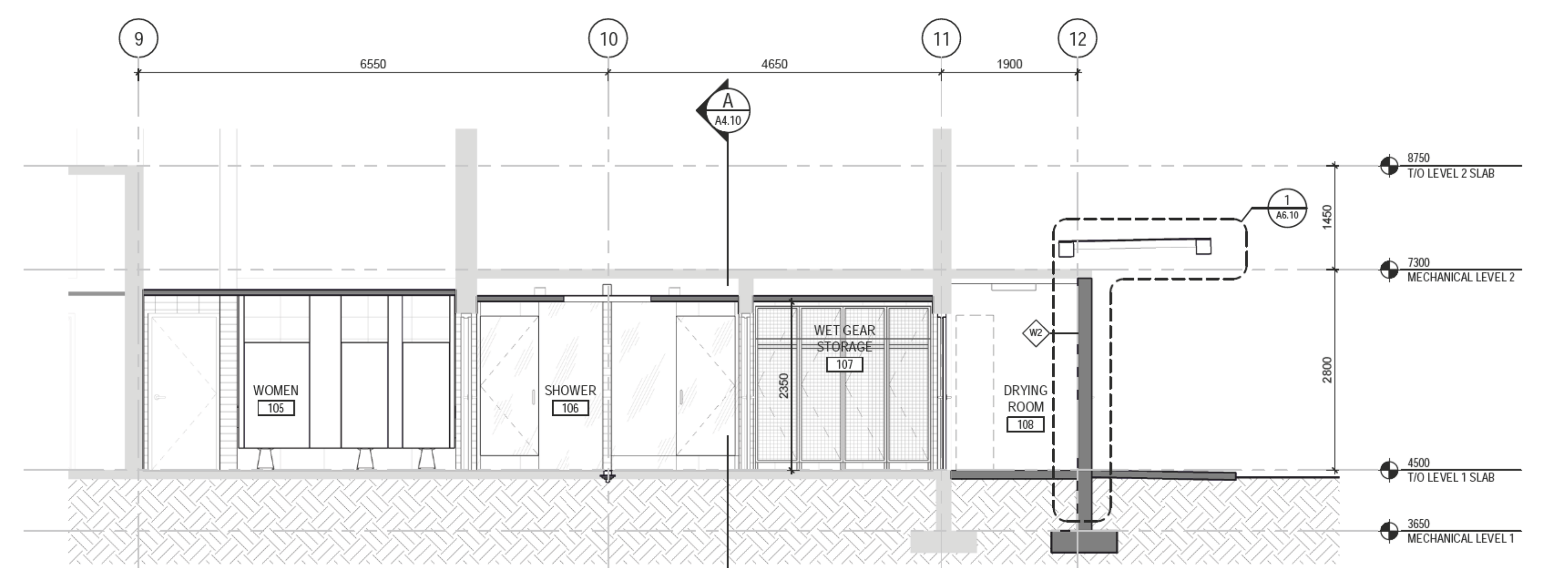
1



A BUILDING SECTION
A1.10 1:50



B BUILDING SECTION
A2.10 1:50



C BUILDING SECTION
A1.10 1:50



Consultant



Seal

Revision/Revision	Description/Description	Date/Date
1	ISSUED FOR TENDER	2019.05.09

Client/client

FISHERIES & OCEANS CANADA
200-401 BURRARD STREET
VANCOUVER, BC V6C 3R2

Project title/Titre du projet

4160 MARINE DRIVE
WEST VANCOUVER, BC V7V 1H2

**PSEC - CLASSROOM
ADDITION & RENOVATION**

Consultant Signature Box Only

Designed by/Concept par

MIKE MAMMONE

Drawn by/Dessiné par

DEACON GREEN

PWGSC Project Manager/Administrateur de Projets TPSGC

-

PWGSC, Regional Manager, Architectural and Engineering Services/
Gestionnaire régionale, Services d'architectural et de génie, TPSGC

-

Drawing title/Titre du dessin

EXTERIOR DETAILS

Project No./No. du projet

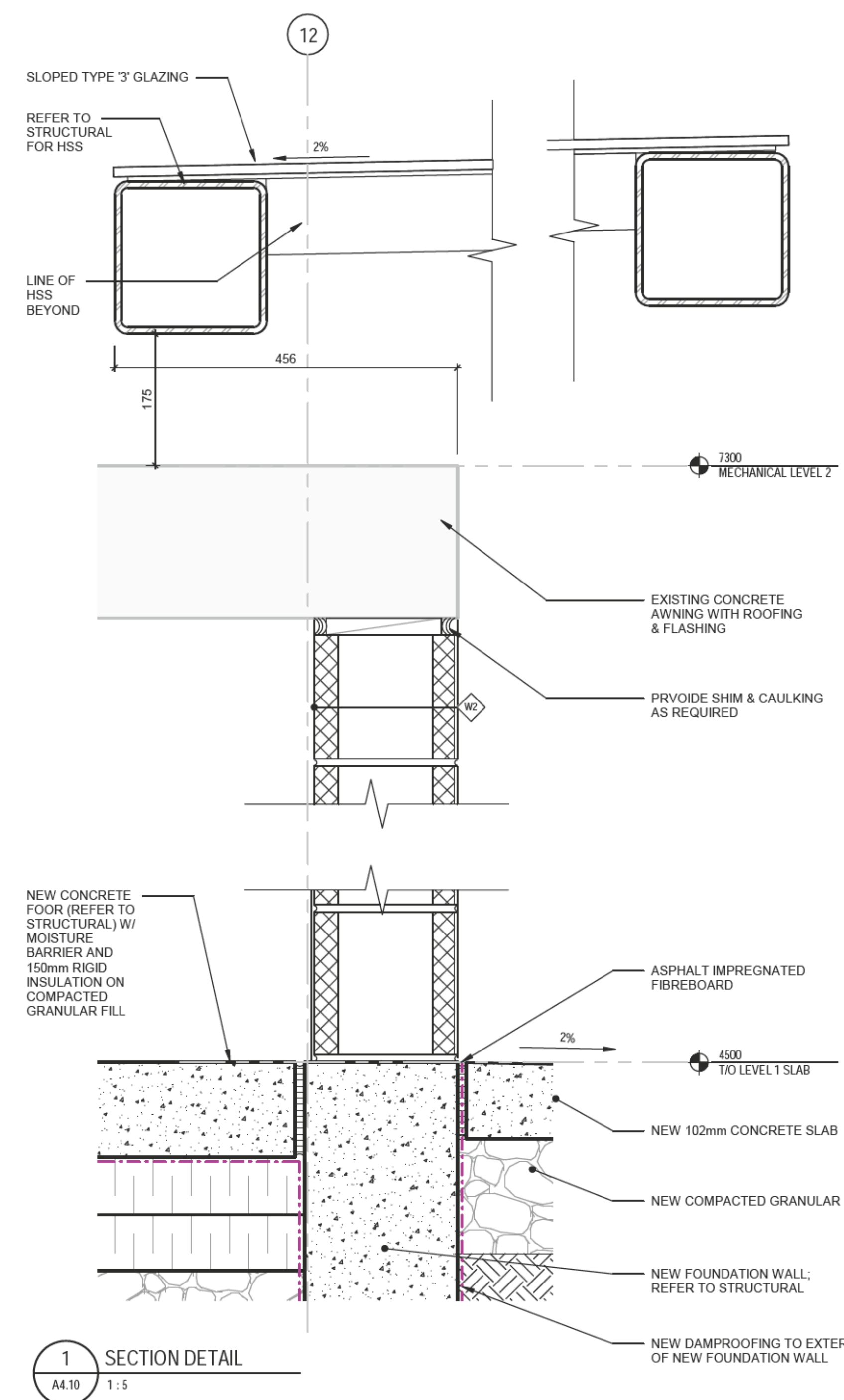
Client Number
O4A: 1712-009

Sheet/Feuille

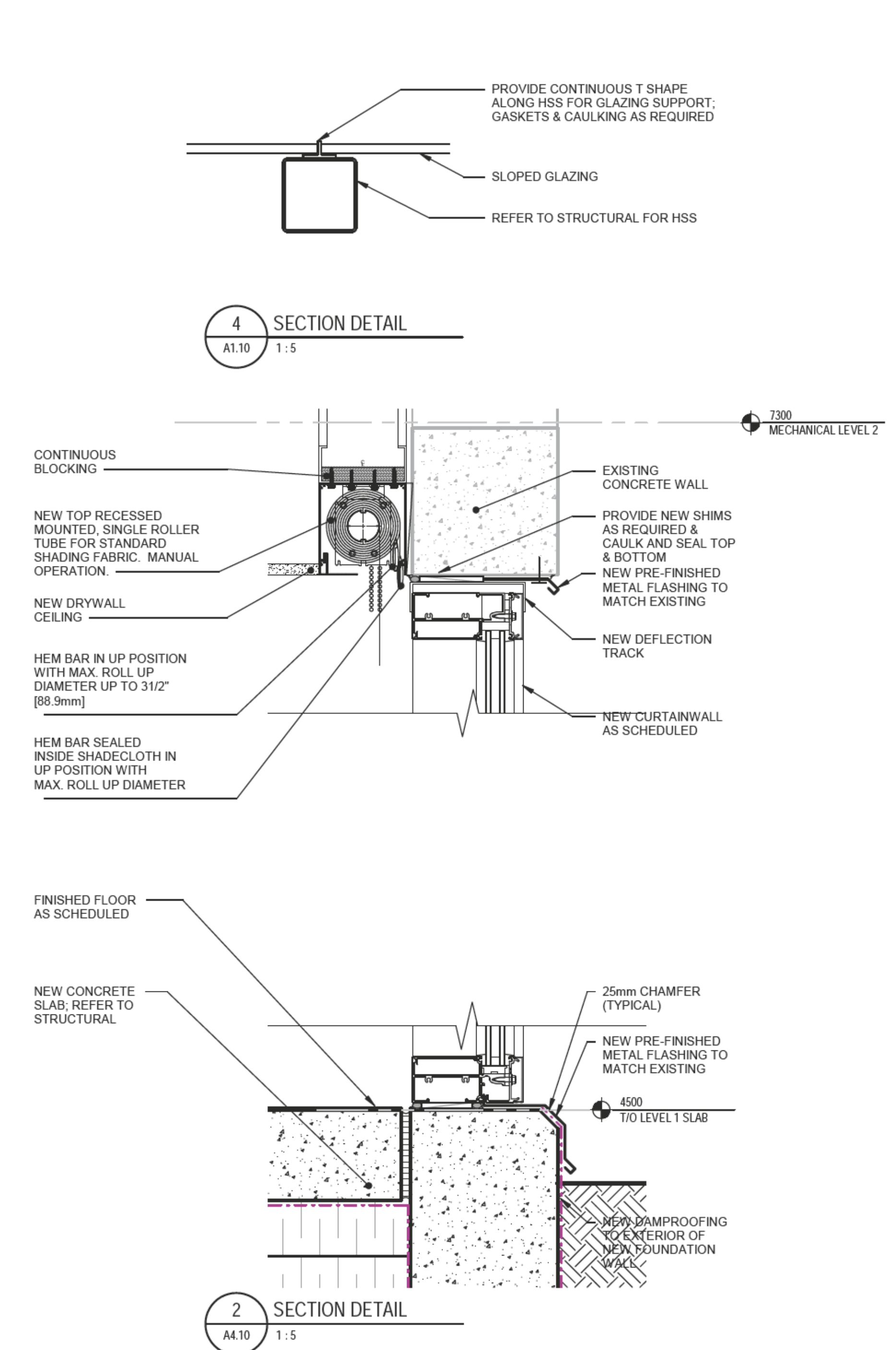
A6.10
OF 10

Revision no./
La Révision no.

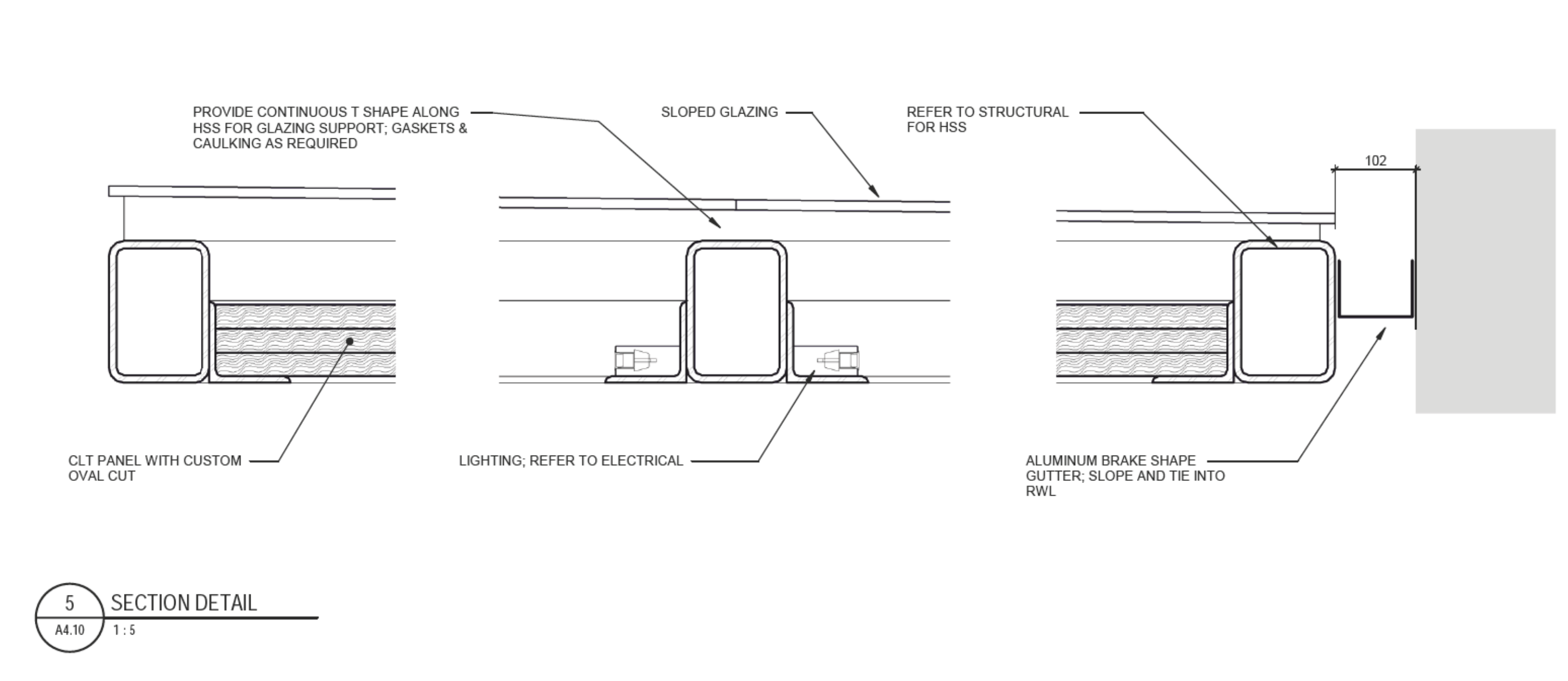
1



1 SECTION DETAIL
A4.10 1:5



2 SECTION DETAIL
A4.10 1:5



5 SECTION DETAIL
A4.10 1:5



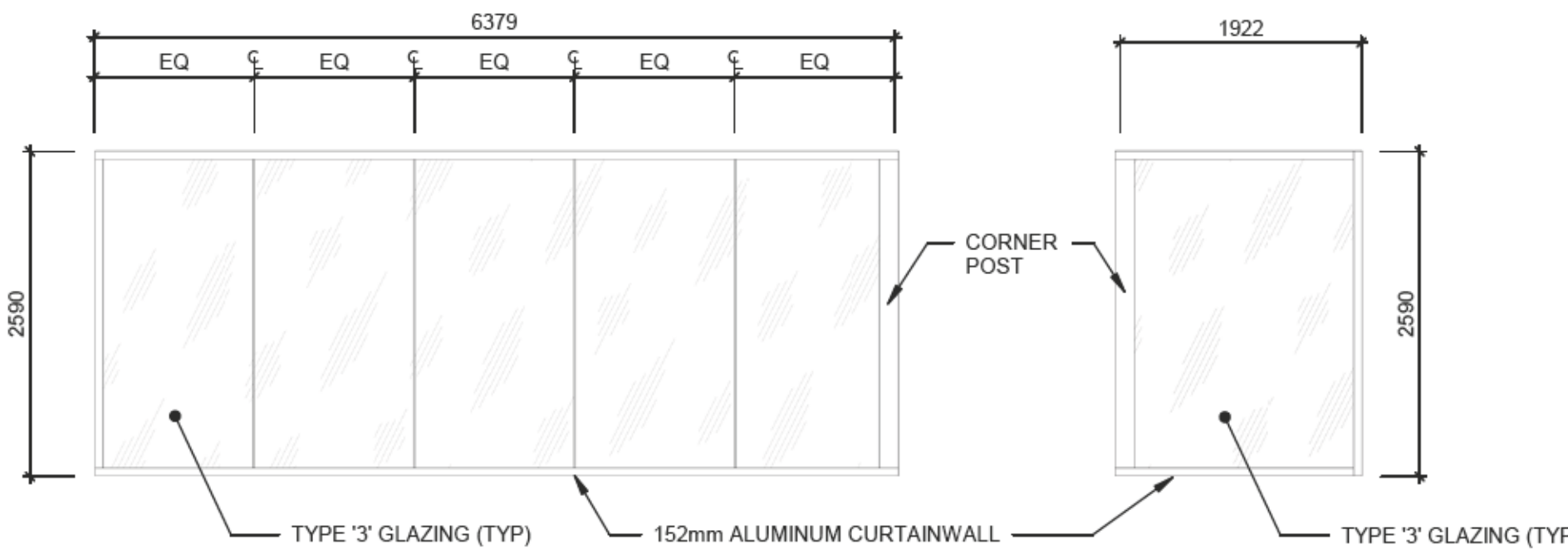


DOOR & FRAME SCHEDULE

NO.	LEAF QUANTITY	ROOM		DOOR SIZE			DOOR					FIRE RATING	HDW SET NO.	FRAME		FRAME			REMARKS	
		FROM	TO	WIDTH	HEIGHT	THICKNESS	TYPE	MATERIAL	FINISH	GLAZING	HAND			WIDTH	DEPTH	TYPE	MATERIAL	FINISH		JAMB/HEAD DETAIL
100	PAIR	C-1	100	914	2134	44	D1	HM	PNTD	TYPE '1'	RHRA			51	121	FR-HM-1	HM	PNTD	1/2	PROVIDE ACCESSIBLE BUTTON & FOB ACCESS
101a	SINGLE	101	100	864	2134	44	D1	HM	PNTD	TYPE '1'	RH			51	121	FR-HM-4	HM	PNTD	1	
101b	SINGLE	104	101	864	2134	44	D1	HM	PNTD	TYPE '1'	RHR			51	121	FR-HM-2	HM	PNTD	1	
102	SINGLE	102	ST-1	914	2134	44	D1	ALUM	ANOD		LHR			44	102	FR-ALSF-1	ALUM	ANOD	3	
103	SINGLE	101	103	864	2134	44	D1	HM	PNTD	TYPE '1'	LH			51	121	FR-HM-1	HM	PNTD	1	
104		104	103	5635	2668		G1			TYPE '1'									5	
106a	SINGLE	106	106	813	1950	13	A1	ALUM		TYPE '2'						FR-FL				SHOWER DOOR
106b	SINGLE	106	106	813	1950	13	A1	ALUM		TYPE '2'						FR-FL				SHOWER DOOR
108a	SINGLE	107	108	914	2134	44	A1	HM	PNTD		LH			51	121	FR-HM-1	HM	PNTD		CHANGE SWING OF EXISTING DOOR IN EXISTING FRAME
108b	SINGLE	108	109	914	2134	44	A1	HM	PNTD		RH			51	121	FR-HM-1	HM	PNTD		CHANGE SWING OF EXISTING DOOR IN EXISTING FRAME
108c	SINGLE	108	EXT	914	2134	44	A1	HM	PNTD		LH			51	121	FR-HM-1	HM	PNTD	4	
110a	SINGLE	110	110	813	1950	13	A1	ALUM		TYPE '2'						FR-FL				SHOWER DOOR
110b	SINGLE	110	110	813	1950	13	A1	ALUM		TYPE '2'						FR-FL				SHOWER DOOR

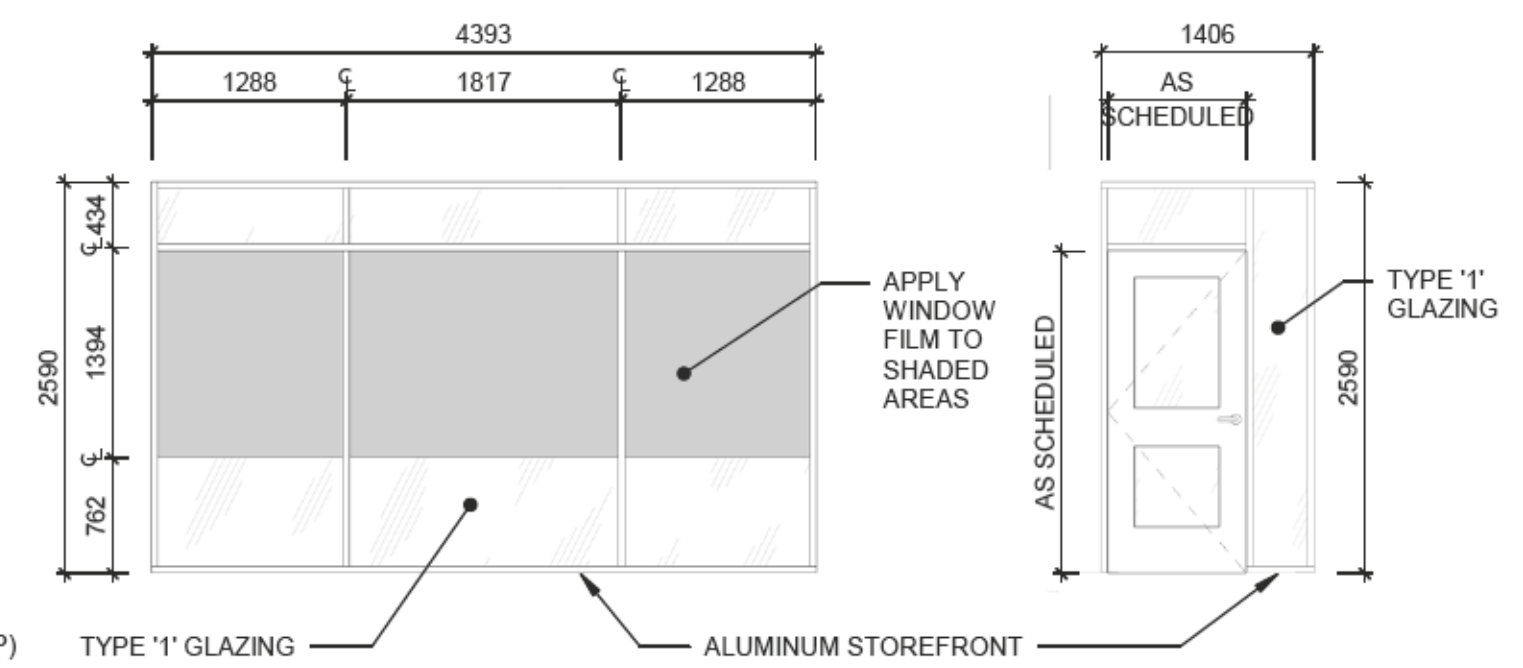
ABBREVIATIONS

ALUM	ALUMINUM
ANOD	CLEAR ANODIZED ALUMINUM
EXIST	EXISTING
F/P	FACTORY APPLIED PAINT
GL	GLASS
HM	HOLLOW METAL
IHM	INSULATED HOLLOW METAL
LH	LEFT HAND
LHR	LEFT HAND REVERSE
LHRA	LEFT HAND REVERSE ACTIVE
MIN	MINUTES
OT	PAINT
RH	RIGHT HAND
RHR	RIGHT HAND REVERSE
RHRA	RIGHT HAND REVERSE ACTIVE
SCW	SOLID CORE WOOD
TRANSP	TRANSPARENT FINISH
WD	WOOD



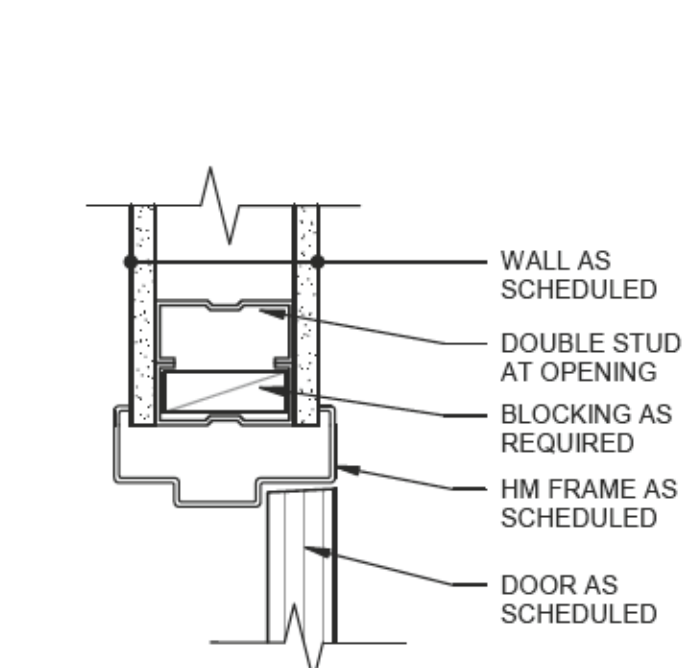
7 ELEVATION - GLAZING
A2.10 1:50

8 ELEVATION - GLAZING
A2.10 1:50

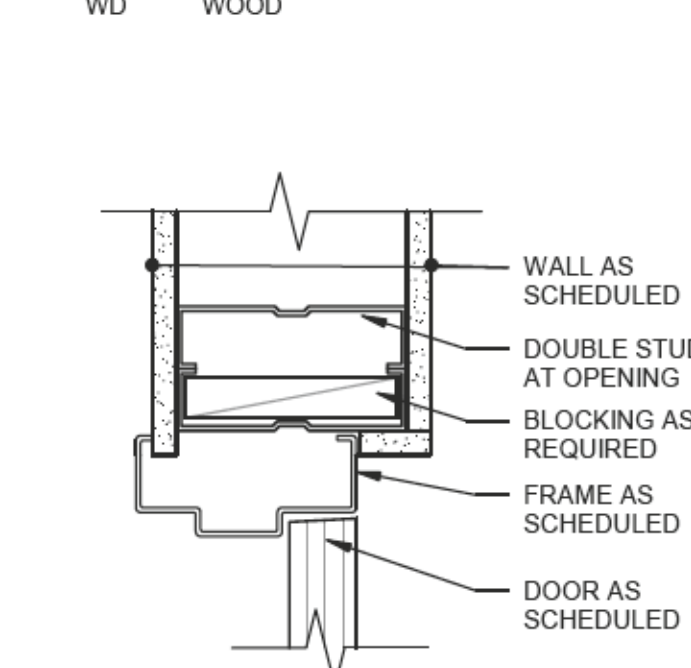


9 ELEVATION - GLAZING
A2.10 1:50

10 ELEVATION - GLAZING
A2.10 1:50

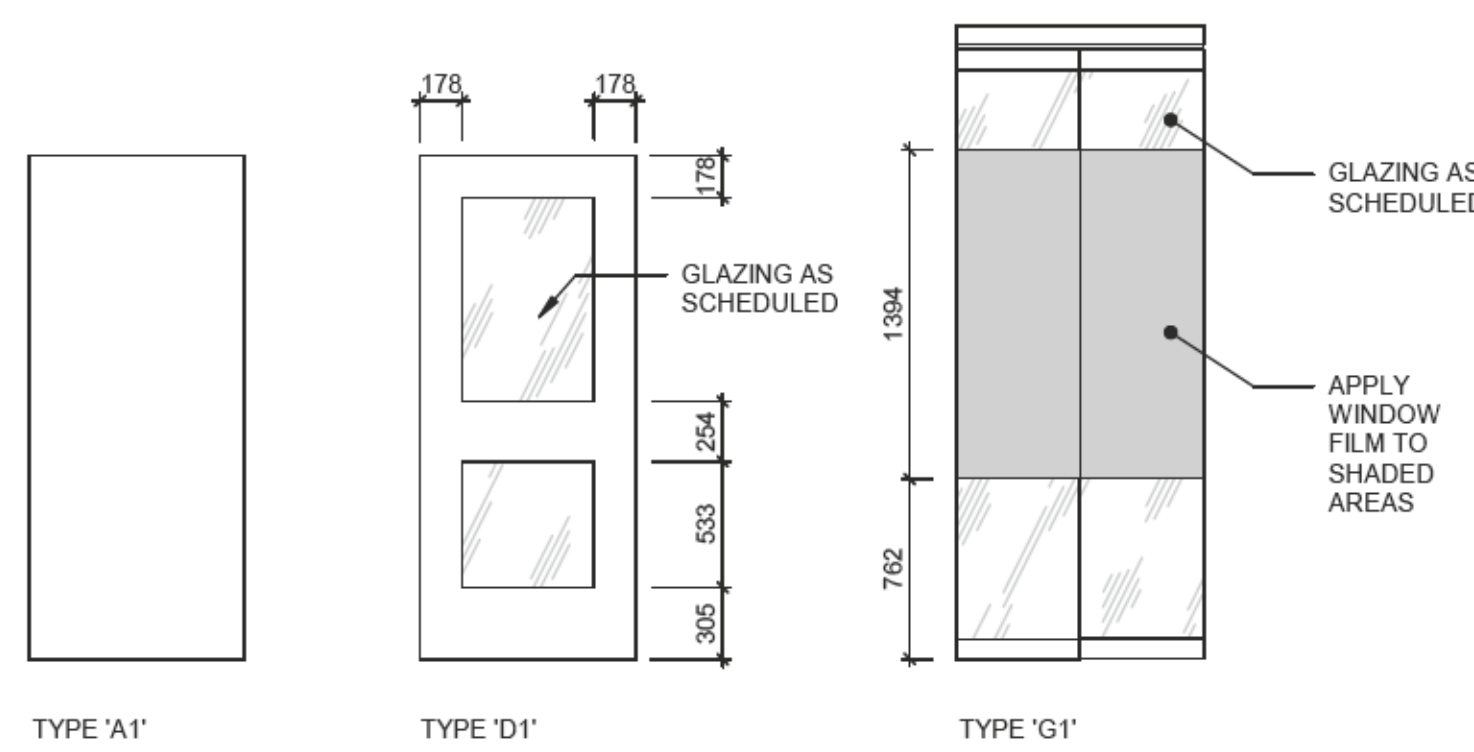


1 JAMB DETAIL (HEAD SIMILAR)
A7.00 1:5

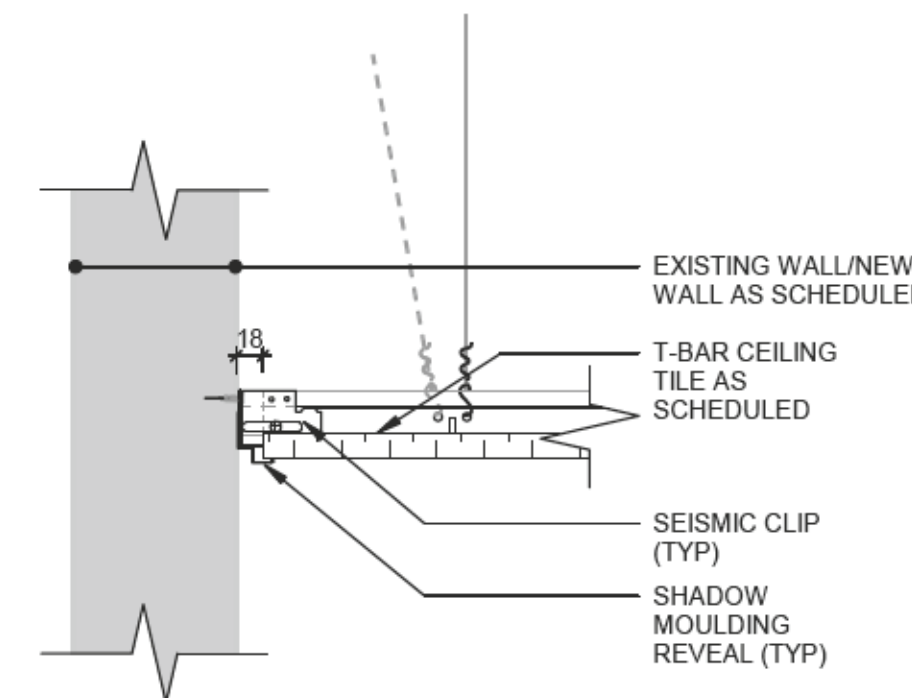


2 JAMB DETAIL (HEAD SIMILAR)
A7.00 1:5

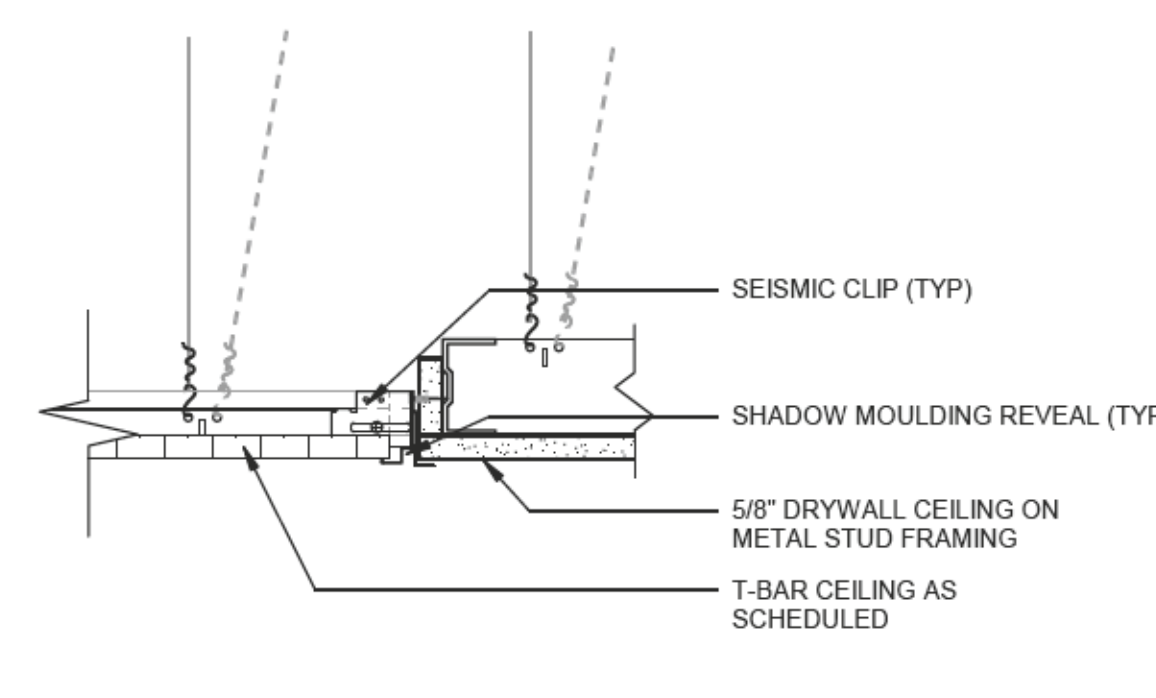
DOOR TYPES



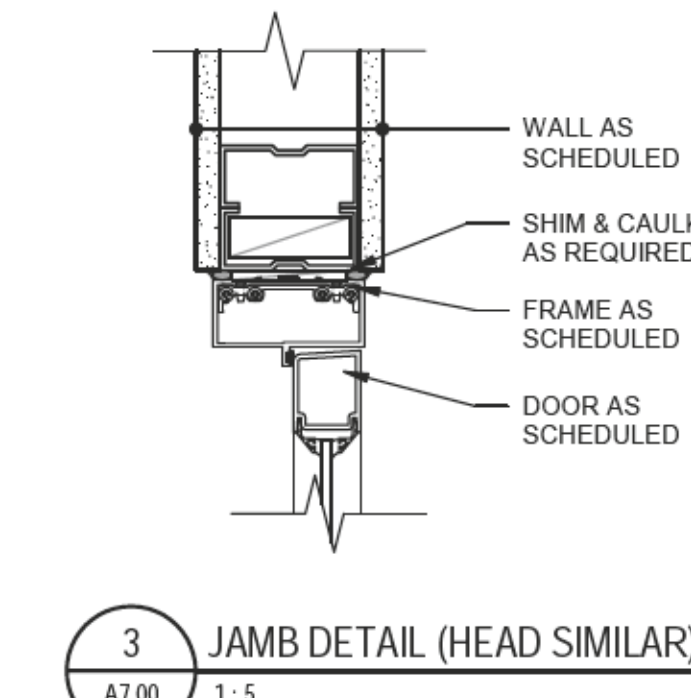
TYPE 'A1' TYPE 'D1' TYPE 'G1'



11 CEILING - T-BAR @ WALL SECTION (TYP)
A4.10 1:5

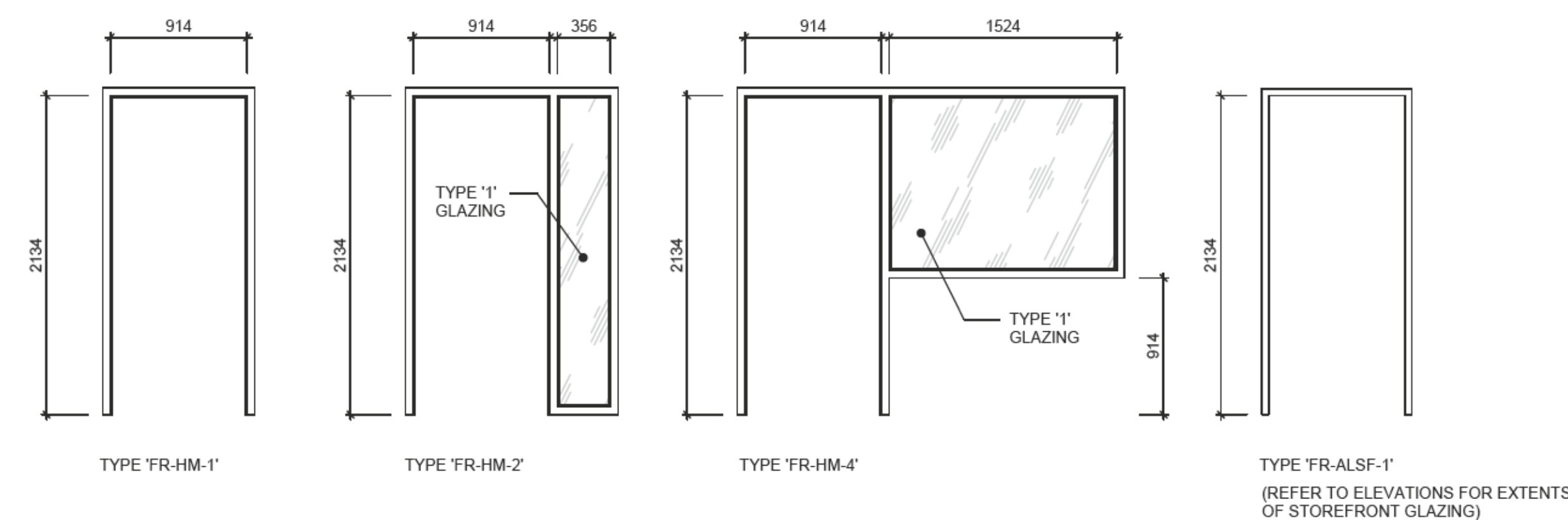


12 CEILING - T-BAR/DRYWALL TRANSITION SECTION (TYP)
A4.10 1:5

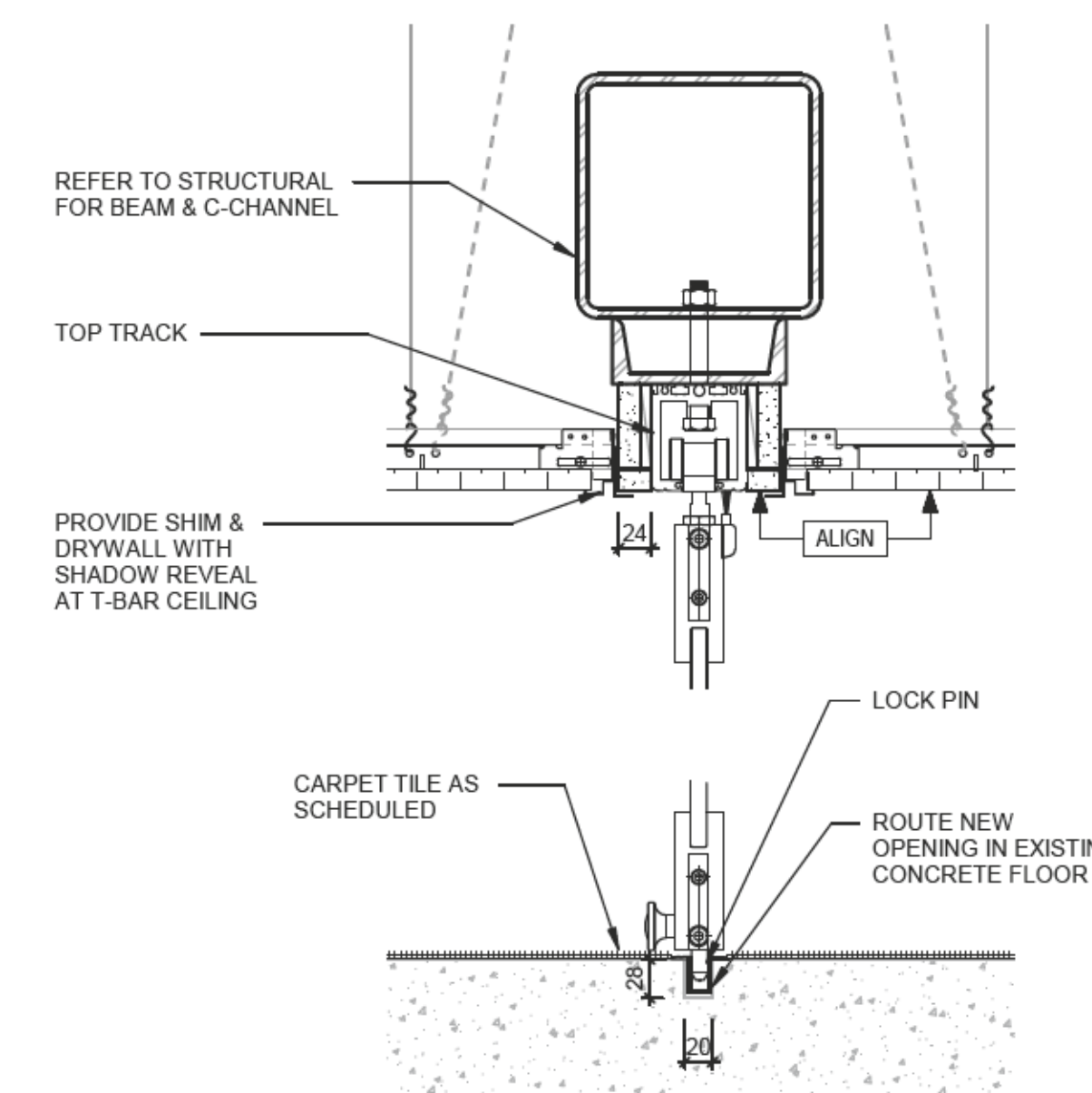


3 JAMB DETAIL (HEAD SIMILAR)
A7.00 1:5

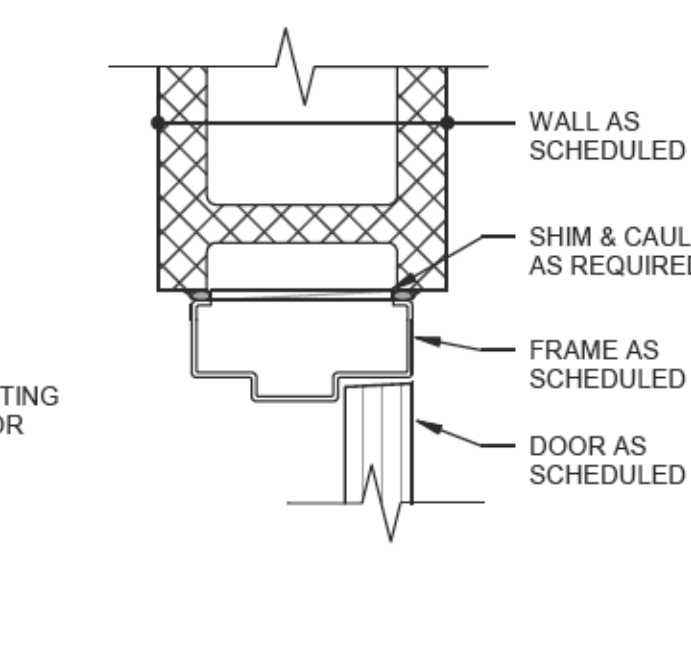
FRAME TYPES



TYPE 'FR-HM-1' TYPE 'FR-HM-2' TYPE 'FR-HM-4' TYPE 'FR-ALSF-1' (REFER TO ELEVATIONS FOR EXTENTS OF STOREFRONT GLAZING)



5 HEAD & SILL DETAIL
A4.10 1:5



4 JAMB DETAIL (HEAD SIMILAR)
A7.00 1:5

1	ISSUED FOR TENDER	2019.05.09
Revision/	Description/Description	Date/Date

FISHERIES & OCEANS CANADA
200-401 BURRARD STREET VANCOUVER, BC V6C 3R2

4160 MARINE DRIVE WEST VANCOUVER, BC V7V 1H2
PSEC - CLASSROOM ADDITION & RENOVATION

Designed by/Concept par MIKE MAMMONE
Drawn by/Designe par DEACON GREEN
PWGSC Project Manager/Administrateur de Projets TPSGC

DOOR & FRAME SCHEDULE

Client Number	A7.00	Revision no./La Révision no.	1
O4A: 1712-009	OF 10		



Consultant

Seal

1	ISSUED FOR TENDER	2019.05.09
Revision/	Description/Description	Date/Date

Client/client

FISHERIES & OCEANS CANADA
 200-401 BARRARD STREET
 VANCOUVER, BC V6C 3R2

Project title/Titre du projet

4160 MARINE DRIVE
 WEST VANCOUVER, BC V7V 1H2

**PSEC - CLASSROOM
 ADDITION & RENOVATION**

Consultant Signature Box Only

Designed by/Concept par
MIKE MAMMONE

Drawn by/Dessiné par
DEACON GREEN

PWGSC Project Manager/Administrateur de Projets TPSGC

PWGSC, Regional Manager, Architectural and Engineering Services/
 Gestionnaire régionale, Services d'architectural et de génie, TPSGC

Drawing title/Titre du dessin

**ROOM FINISH SCHEDULE,
 ENLARGED PLAN & INTERIOR
 ELEVATIONS**

Project No./No. du projet
Client Number
 O4A: 1712-009

Sheet/Feuille
A8.00
 OF 10

Revision no./
 La Révision
1

ROOM FINISH SCHEDULE

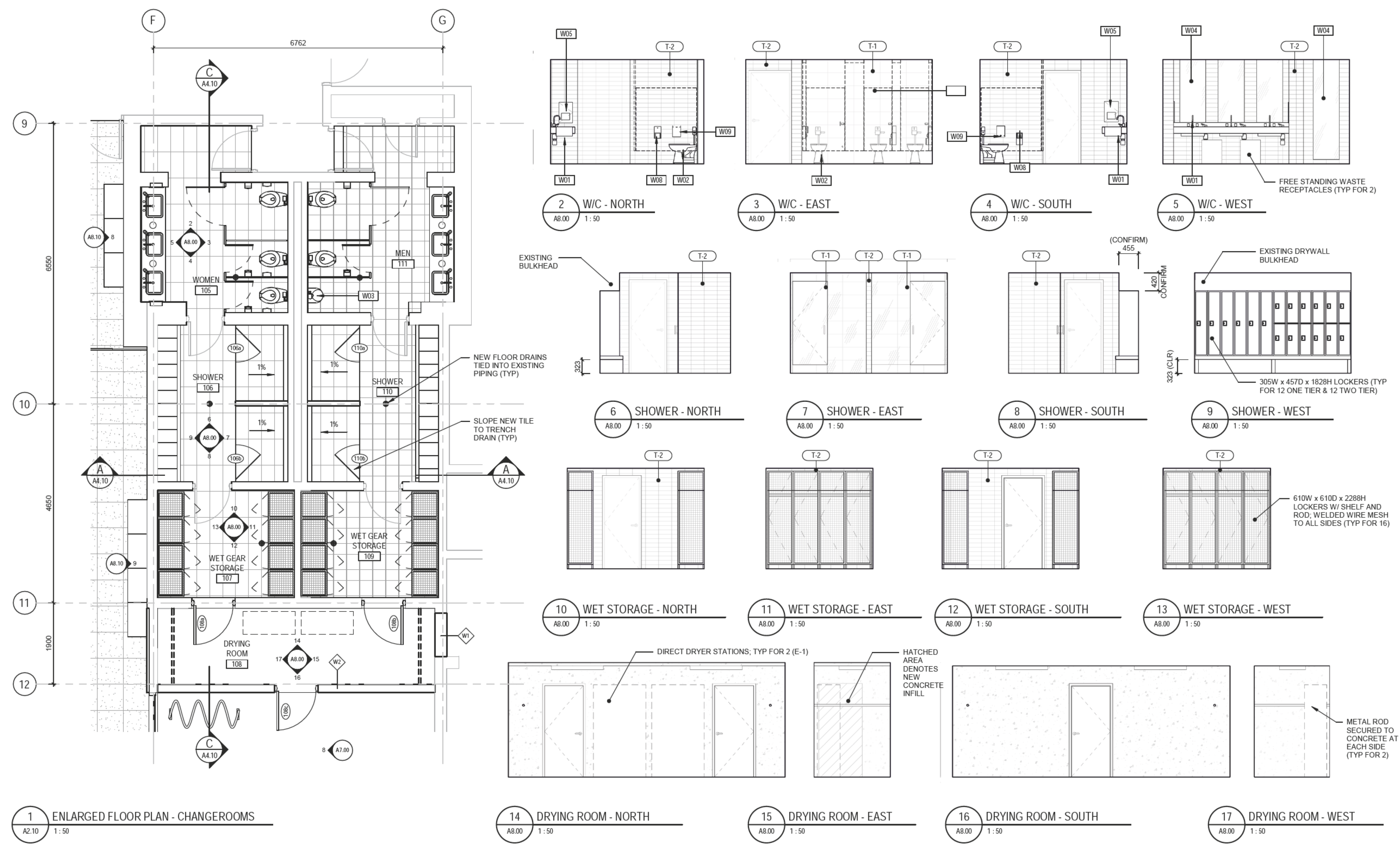
NO.	ROOM NAME	FLOOR	BASE	WALL		CEILING		REMARKS
				MATERIAL	FINISH	MATERIAL	FINISH	
100	RECEPTION							EXISTING FINISHES TO REMAIN
101	COFFEE	RF-1	RB-1	GWB	PT-1	ACT-1	FACT	
102	CORRIDOR	RF-1	RB-1	GWB	PT-1	ACT-1	FACT	
103	MEETING ROOM/ CLASSROOM	CPT-1	RB-1	GWB	PT-1	ACT-1	FACT	
104	MEETING ROOM/ LOUNGE	CPT-1	RB-1	GWB	PT-1	ACT-1	FACT	
105	WOMEN	T-1	T-2	CONC/GWB	T-2/T-1	GWB	PT-2	ALL EXISTING DOORS & FRAMES TO BE PAINTED "PT-2"
106	SHOWER	T-1	T-2	CONC/GWB	T-2/T-1	GWB	PT-2	ALL EXISTING DOORS & FRAMES TO BE PAINTED "PT-2"
107	WET GEAR STORAGE	T-1	T-2	CONC	T-2	GWB	PT-2	ALL EXISTING DOORS & FRAMES TO BE PAINTED "PT-2"
108	DRYING ROOM	CONC	NONE	CONC	PT-1	GWB	PT-2	ALL EXISTING DOORS & FRAMES TO BE PAINTED "PT-2"
109	WET GEAR STORAGE	T-1	T-2	CONC	T-2	CONC	PT-2	ALL EXISTING DOORS & FRAMES TO BE PAINTED "PT-2"
110	SHOWER	T-1	T-2	CONC/GWB	T-2/T-1	GWB	PT-2	ALL EXISTING DOORS & FRAMES TO BE PAINTED "PT-2"
111	MEN	T-1	T-2	CONC/GWB	T-2/T-1	GWB	PT-2	ALL EXISTING DOORS & FRAMES TO BE PAINTED "PT-2"
112	JANITOR							EXISTING FINISHES TO REMAIN
113	TELEPHONE							EXISTING FINISHES TO REMAIN
114	C SECTION OFFICE							EXISTING FINISHES TO REMAIN
115	PRIVATE MEETING ROOM							EXISTING FINISHES TO REMAIN
C-1	CORRIDOR							EXISTING FINISHES TO REMAIN
ST-1	STAIR NO 1							EXISTING FINISHES TO REMAIN

FINISH ABBREVIATIONS

- ACT ACOUSTIC CEILING TILE
- CMP COMPOSITE PANEL
- CONC CONCRETE
- CPT CARPET TILE
- DW DRYWALL
- EPC EPOXY COATED CONCRETE
- FCB FIBER CEMENT BOARD
- M FLOOR GRILLE/ ENTRY MAT
- PT PAINT
- PTC PEDESTRIAN TRAFFIC COATING
- RB RUBBER BASE
- RBF ANTI-FATIGUE FLOORING
- RF RESILIENT FLOORING
- SPC SPECIAL FINISH
- VCT STATIC DISSIPATIVE LINO

WASHROOM KEYNOTES

- W01 FAUCET & LAVATORY; REFER TO MECHANICAL DRAWINGS
- W02 TOILET; REFER TO MECHANICAL DRAWINGS
- W03 URINAL; REFER TO MECHANICAL DRAWINGS
- W04 MIRROR
- W05 RECESSED PAPER TOWEL DISPENSER
- W08 SURFACE MOUNTED MULTI-ROLL TOILET TISSUE DISPENSER
- W09 SANITARY NAPKIN DISPOSAL (WOMEN'S WASHROOM ONLY)



1 ENLARGED FLOOR PLAN - CHANGEROOMS
 A2.10 1:50

14 DRYING ROOM - NORTH
 A8.00 1:50

15 DRYING ROOM - EAST
 A8.00 1:50

16 DRYING ROOM - SOUTH
 A8.00 1:50

17 DRYING ROOM - WEST
 A8.00 1:50

2 W/C - NORTH
 A8.00 1:50

3 W/C - EAST
 A8.00 1:50

4 W/C - SOUTH
 A8.00 1:50

5 W/C - WEST
 A8.00 1:50

6 SHOWER - NORTH
 A8.00 1:50

7 SHOWER - EAST
 A8.00 1:50

8 SHOWER - SOUTH
 A8.00 1:50

9 SHOWER - WEST
 A8.00 1:50

10 WET STORAGE - NORTH
 A8.00 1:50

11 WET STORAGE - EAST
 A8.00 1:50

12 WET STORAGE - SOUTH
 A8.00 1:50

13 WET STORAGE - WEST
 A8.00 1:50

Consultant



Seal

Revision/Revision	Description/Description	Date/Date
1	ISSUED FOR TENDER	2019.05.09

FISHERIES & OCEANS CANADA
 200-401 BARRARD STREET
 VANCOUVER, BC V6C 3R2

Project title/Titre du projet
**4160 MARINE DRIVE
 WEST VANCOUVER, BC V7V 1H2**

**PSEC - CLASSROOM
 ADDITION & RENOVATION**

Consultant Signature Box Only

Designed by/Concept par

MIKE MAMMONE

Drawn by/Dessiné par

DEACON GREEN

PWGSC Project Manager/Administrateur de Projets TPSGC

PWGSC, Regional Manager, Architectural and Engineering Services/
 Gestionnaire régionale, Services d'architectural et de génie, TPSGC

Drawing title/Titre du dessin

**FINISHES PLANS & MILLWORK
 PLANS & ELEVATIONS**

Project No./No. du projet

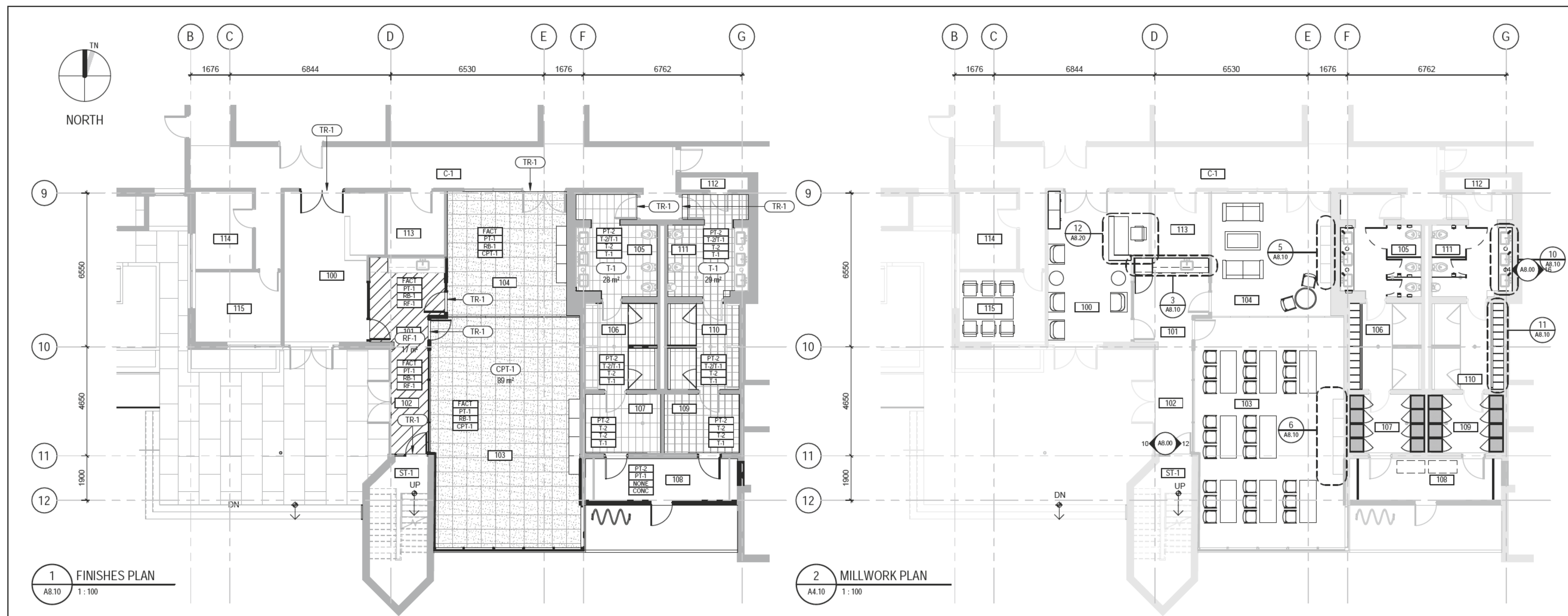
Client Number
 O4: 1712-009

Sheet/Feuille

A8.10
 OF 10

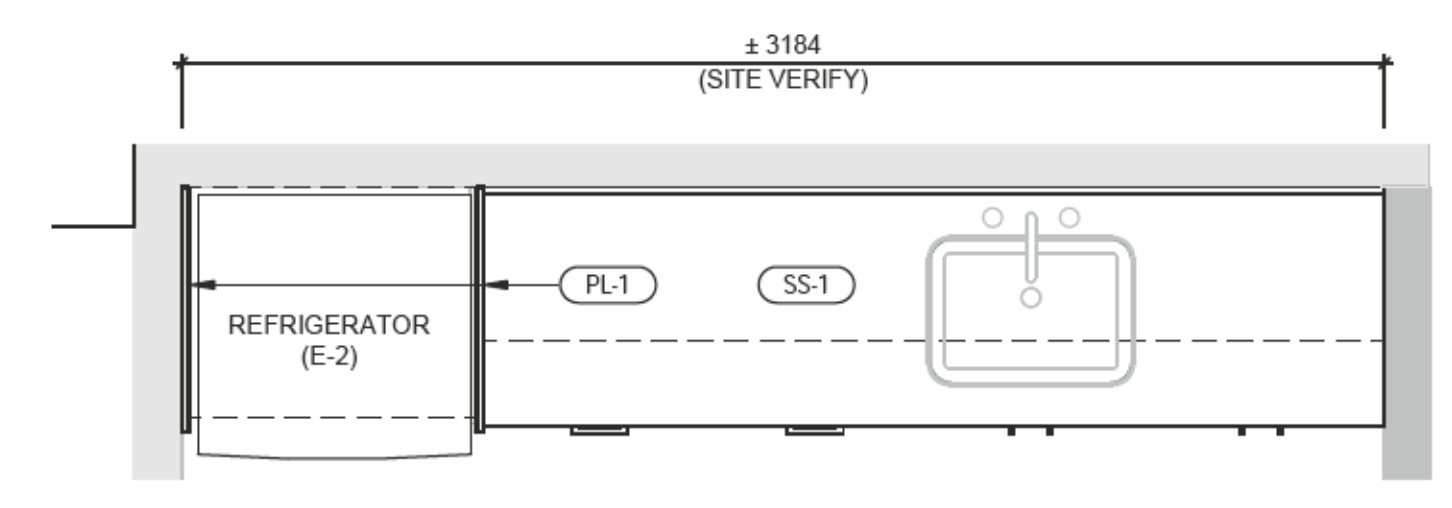
Revision no./
 La Révision no.

1

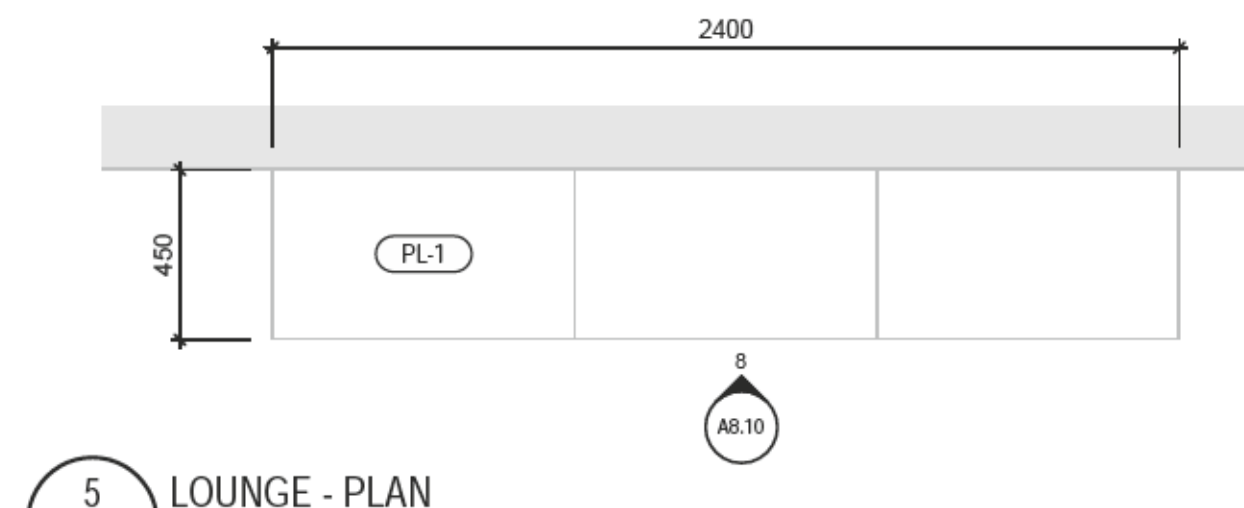


1 FINISHES PLAN
 A8.10 1:100

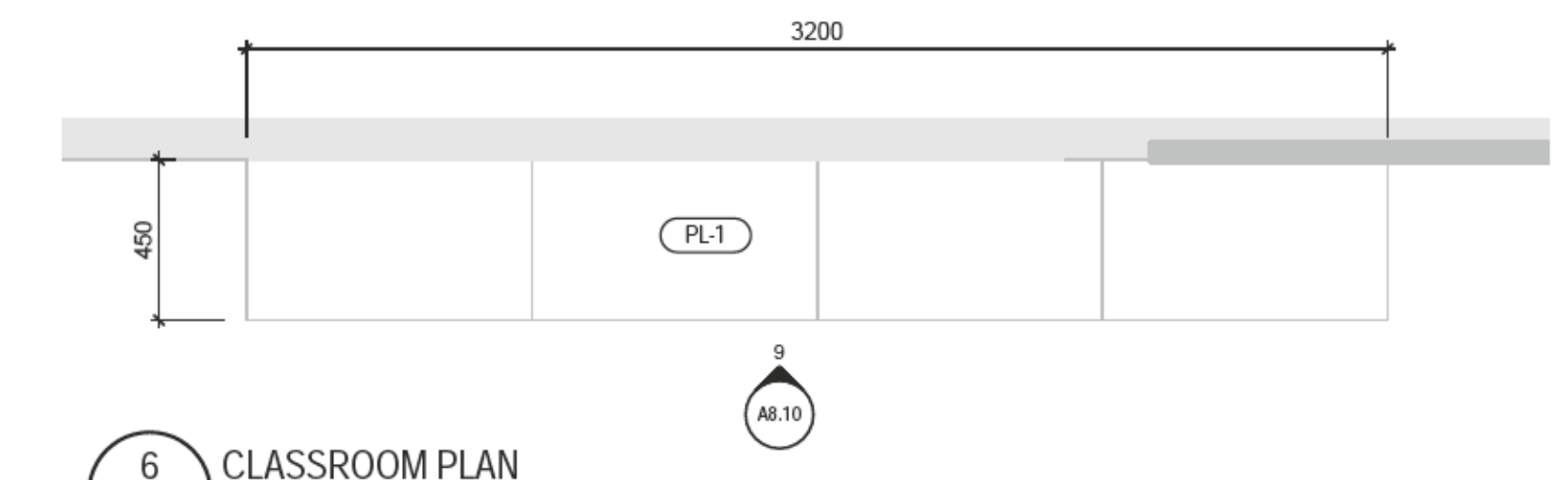
2 MILLWORK PLAN
 A4.10 1:100



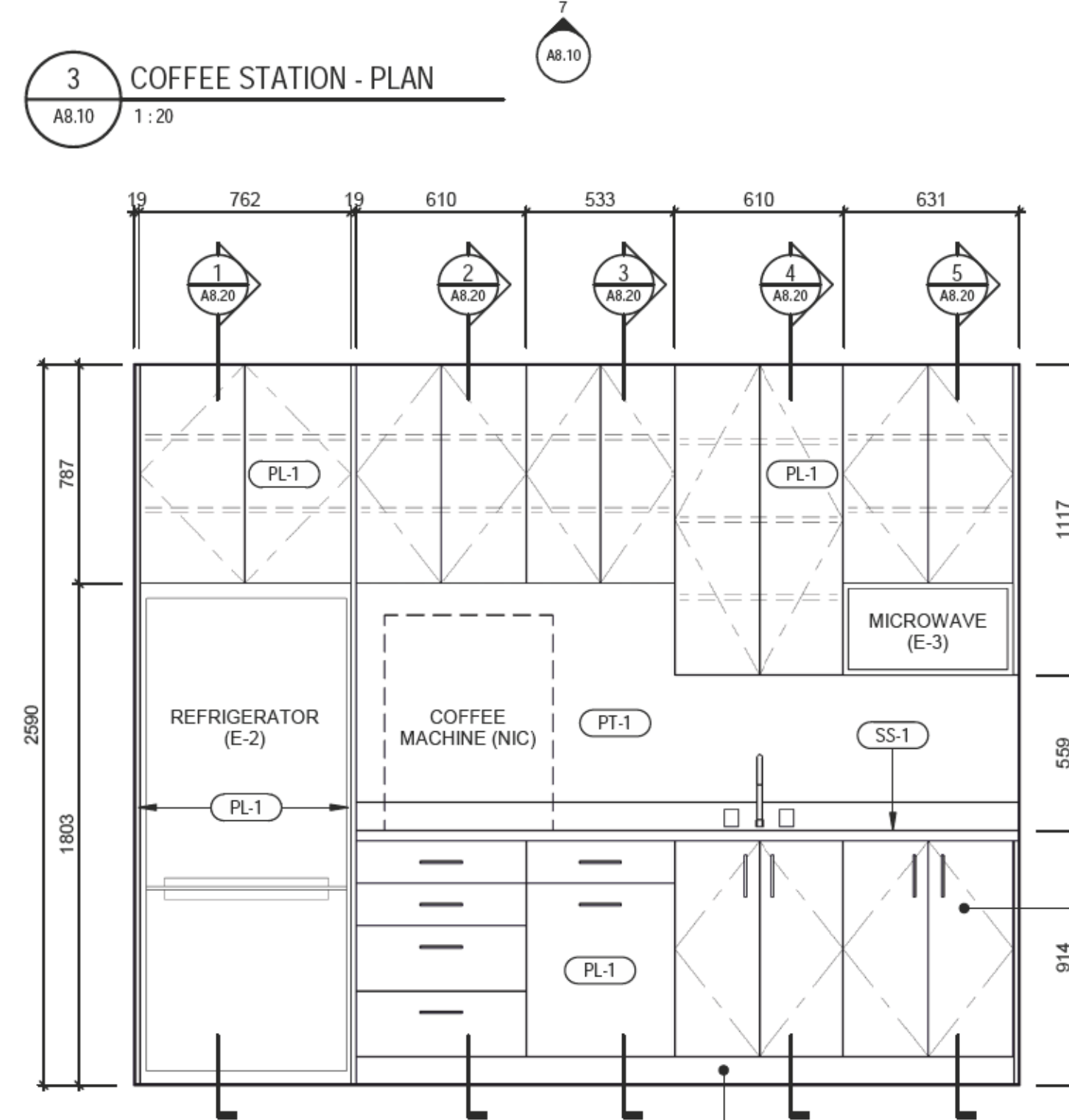
3 COFFEE STATION - PLAN
 A8.10 1:20



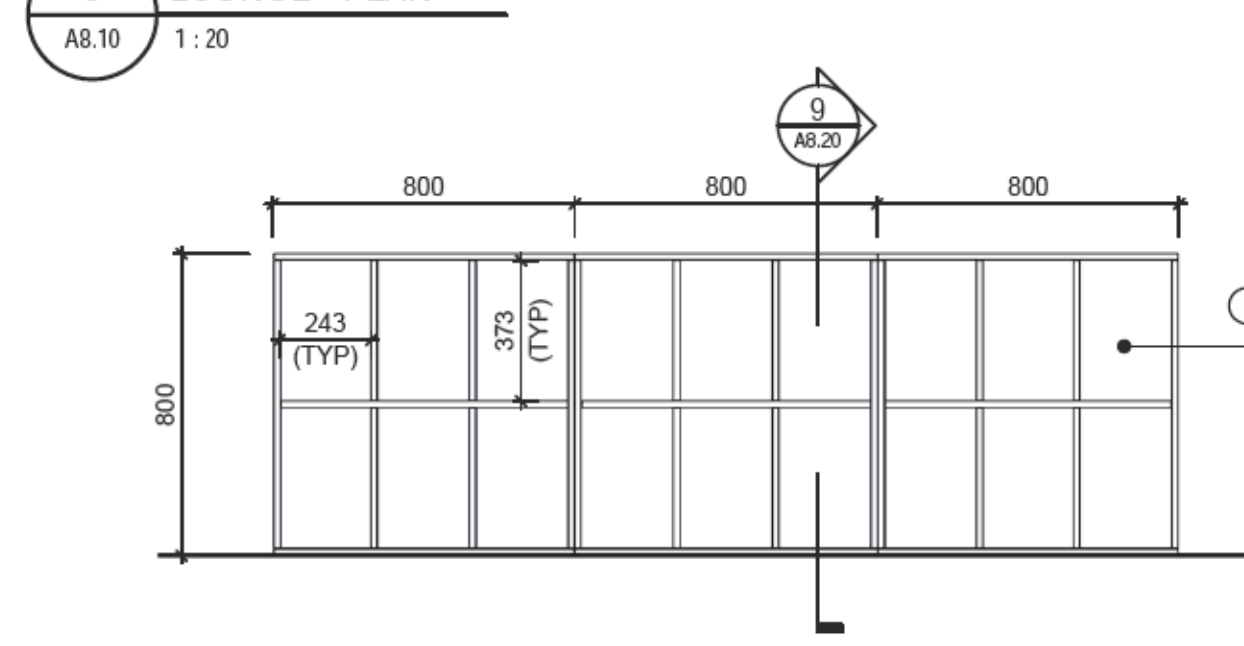
5 LOUNGE - PLAN
 A8.10 1:20



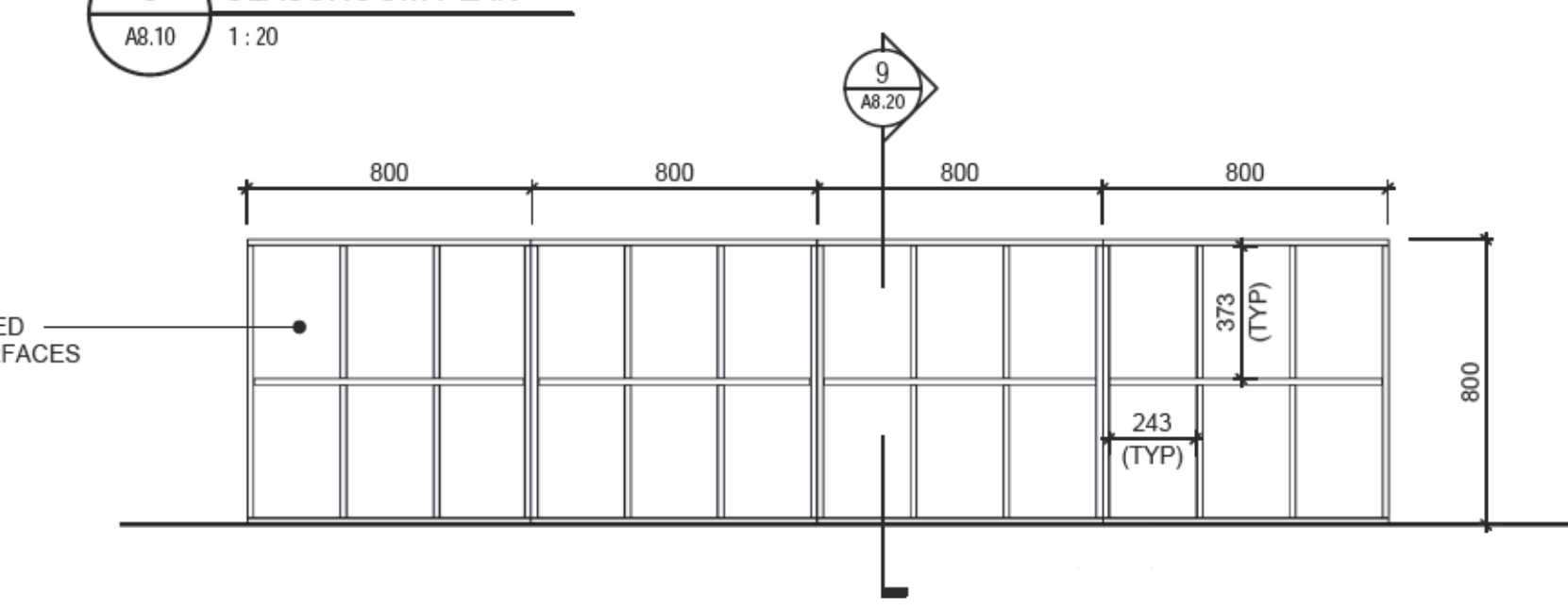
6 CLASSROOM - PLAN
 A8.10 1:20



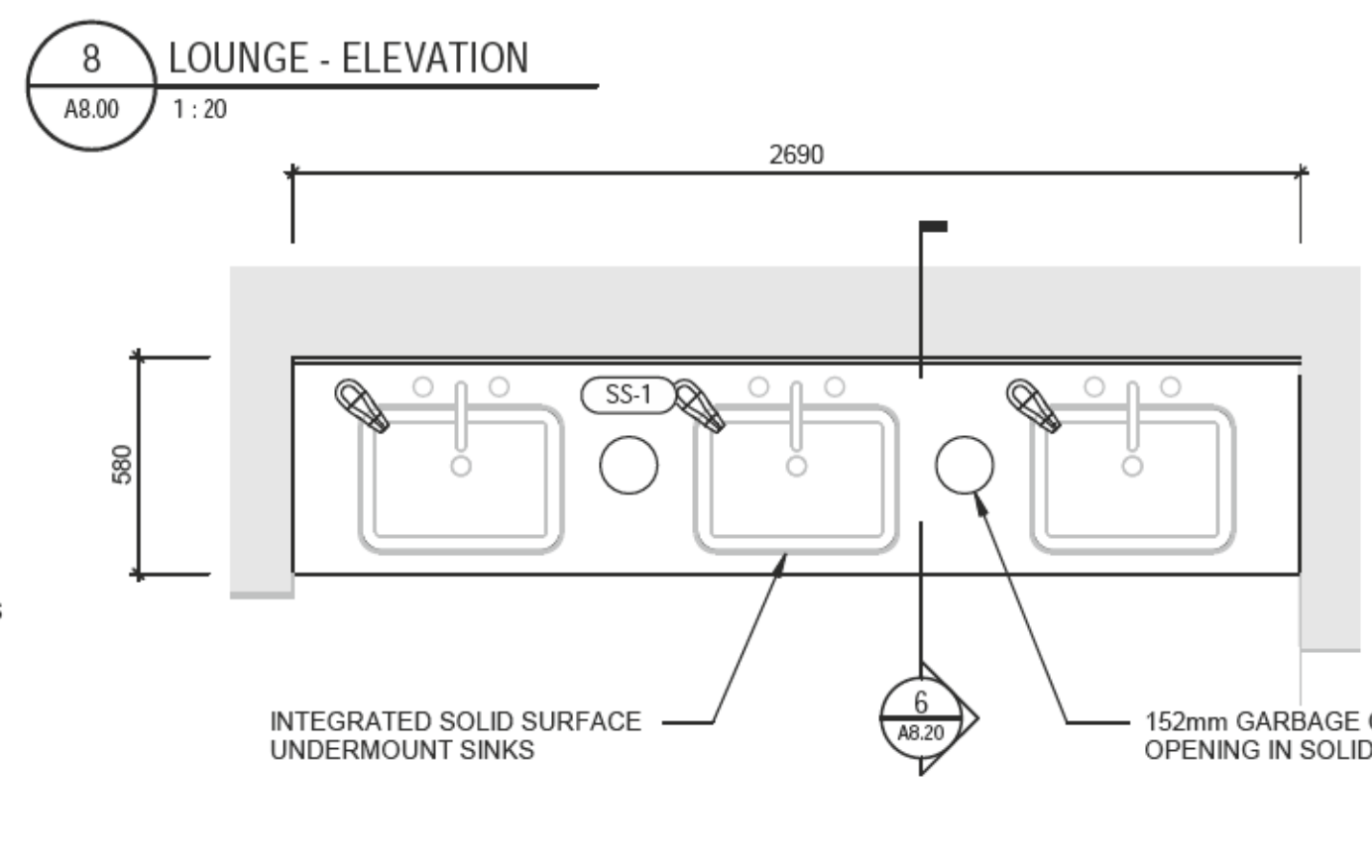
7 COFFEE STATION - ELEVATION
 A8.10 1:20



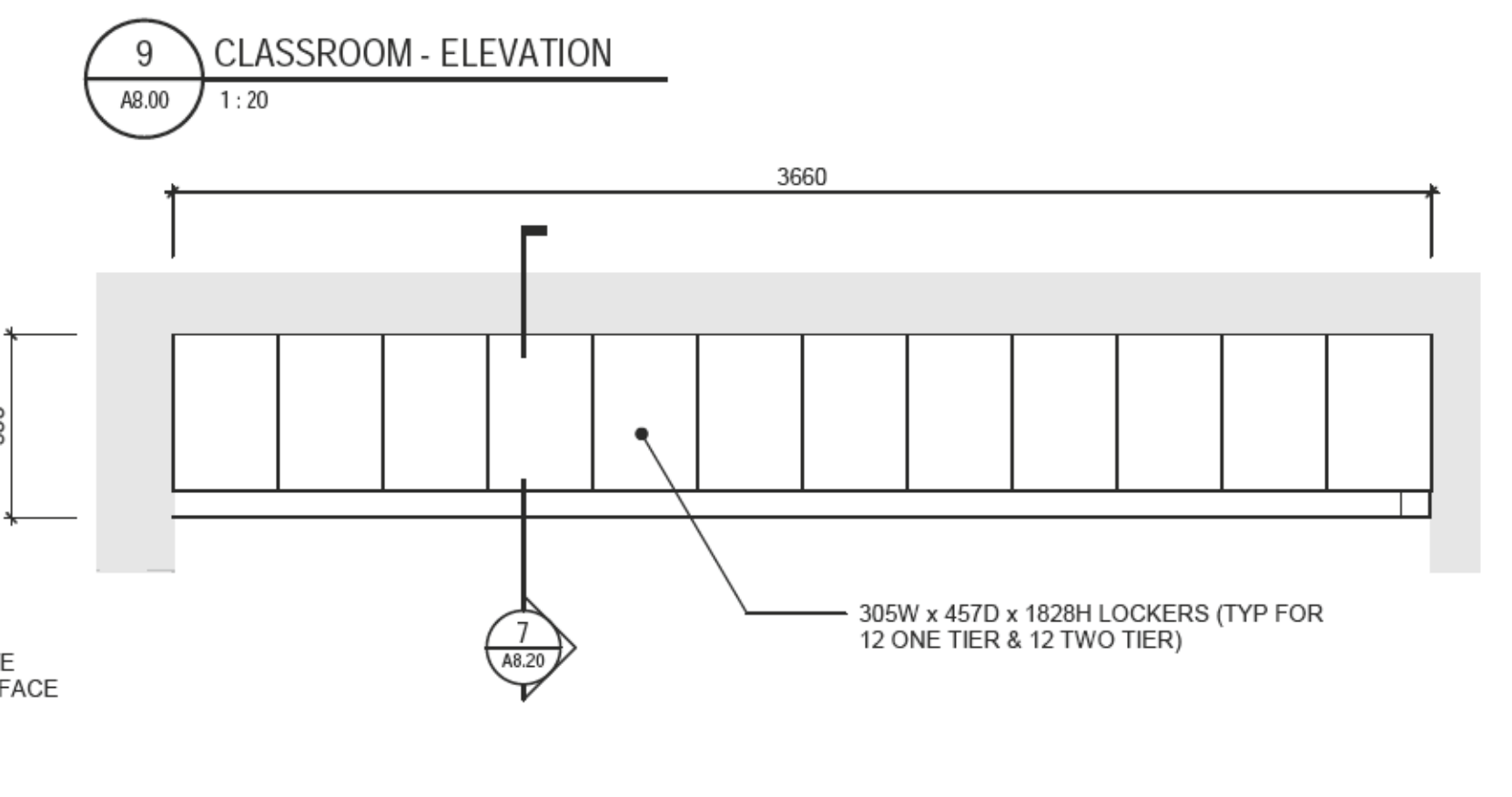
8 LOUNGE - ELEVATION
 A8.00 1:20



9 CLASSROOM - ELEVATION
 A8.00 1:20



10 WASHROOM - PLAN
 A8.10 1:20



11 CHANGEROOM - PLAN
 A8.10 1:20



Consultant

Seal

Revision/Revision	Description/Description	Date/Date
1	ISSUED FOR TENDER	2019.05.09

Client/client

FISHERIES & OCEANS CANADA
200-401 BARRARD STREET VANCOUVER, BC V6C 3R2

Project title/Titre du projet

4160 MARINE DRIVE WEST VANCOUVER, BC V7V 1H2

PSEC - CLASSROOM ADDITION & RENOVATION

Consultant Signature Box Only

Designed by/Concept par

MIKE MAMMONE

Drawn by/Dessiné par

DEACON GREEN

PWGSC Project Manager/Administrateur de Projets TPSGC

-

PWGSC, Regional Manager, Architectural and Engineering Services / Gestionnaire régionale, Services d'architectural et de génie, TPSGC

-

Drawing title/Titre du dessin

MILLWORK SECTIONS & DETAILS

Project No./No. du projet

Client Number A8.20

O4A: 1712-009

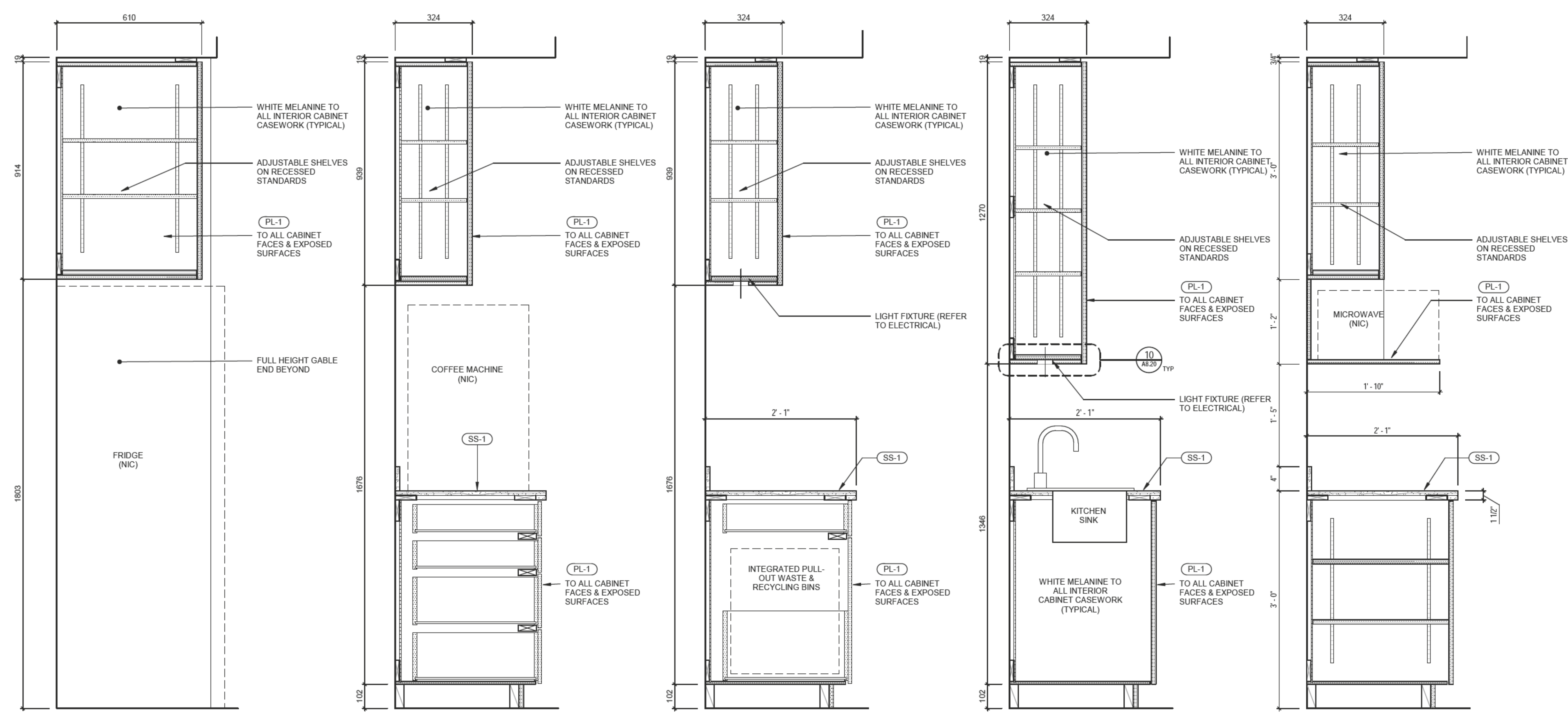
Sheet/Feuille

A8.20

OF 10

Revision no./La Révision no.

1



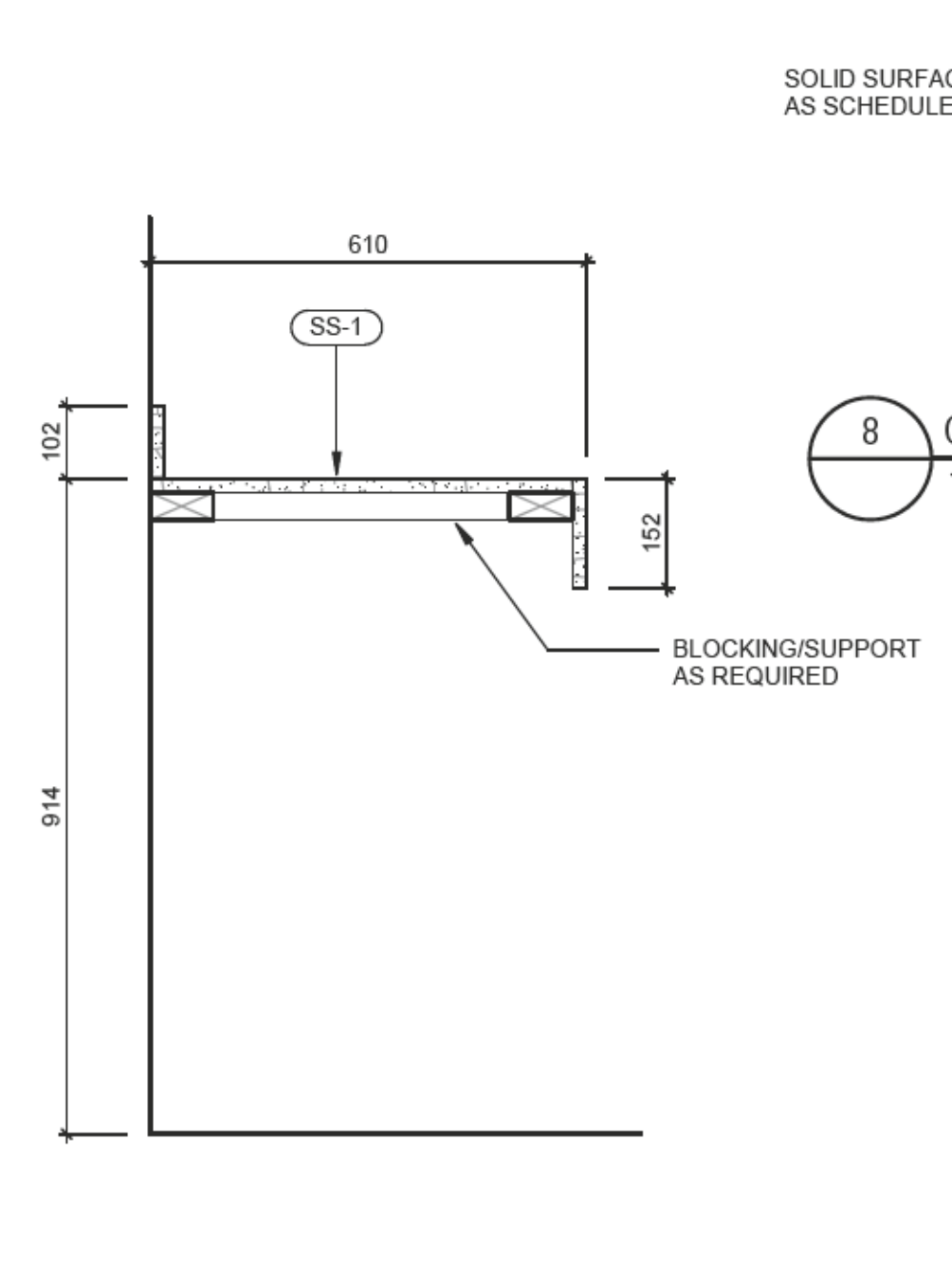
1 MILLWORK - SECTION
A8.10 1:10

2 MILLWORK - SECTION
A8.10 1:10

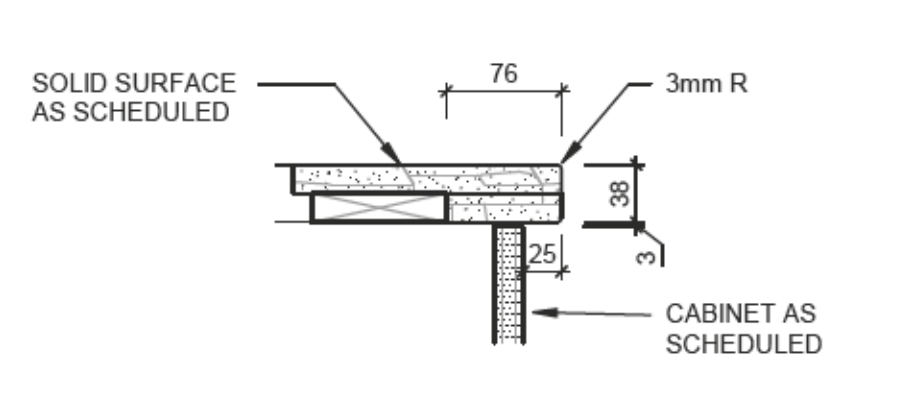
3 MILLWORK - SECTION
A8.10 1:10

4 MILLWORK - SECTION
A8.10 1:10

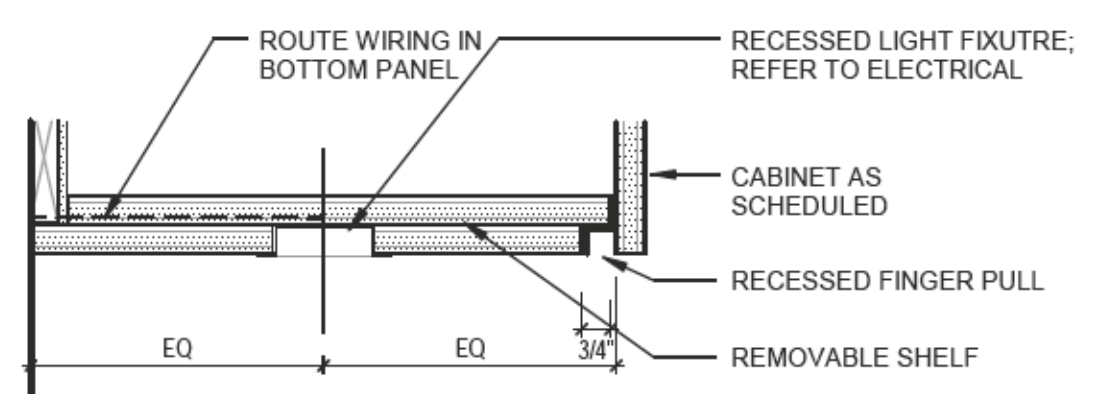
5 MILLWORK - SECTION
A8.10 1:10



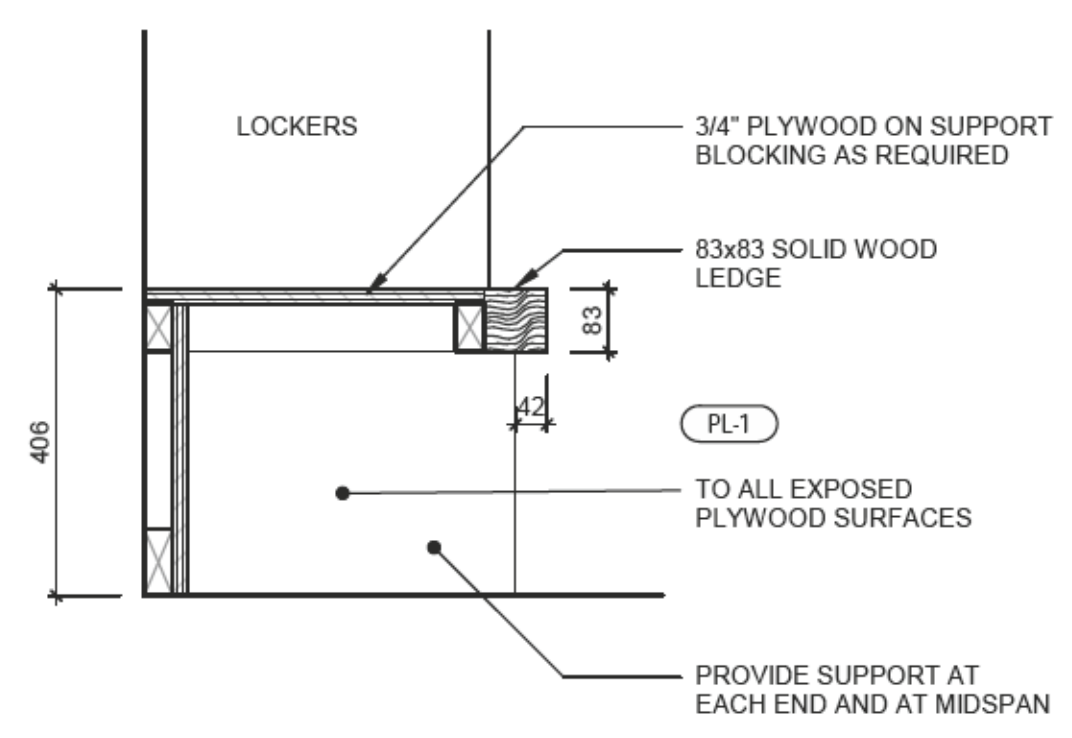
6 MILLWORK - SECTION
A8.10 1:10



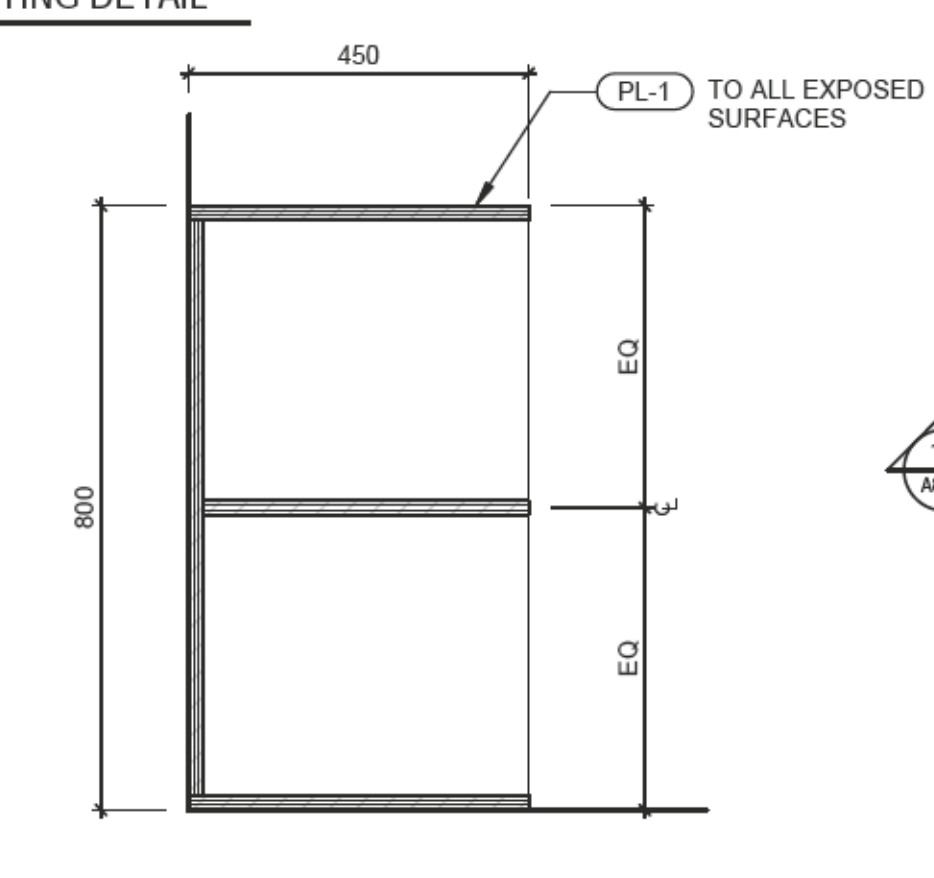
8 COUNTER EDGE DETAIL
1:5



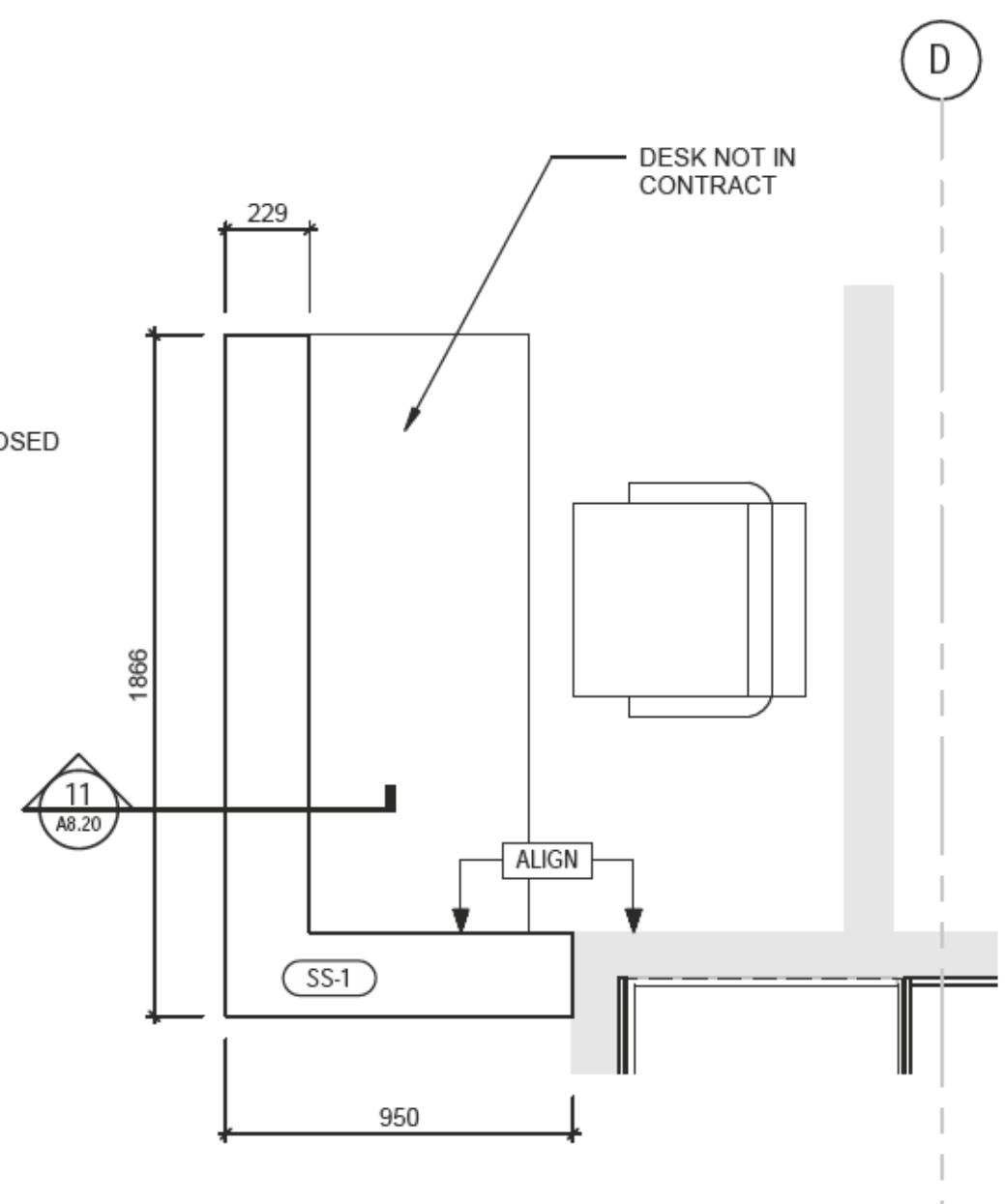
10 CABINET LIGHTING DETAIL
A8.20 1:5



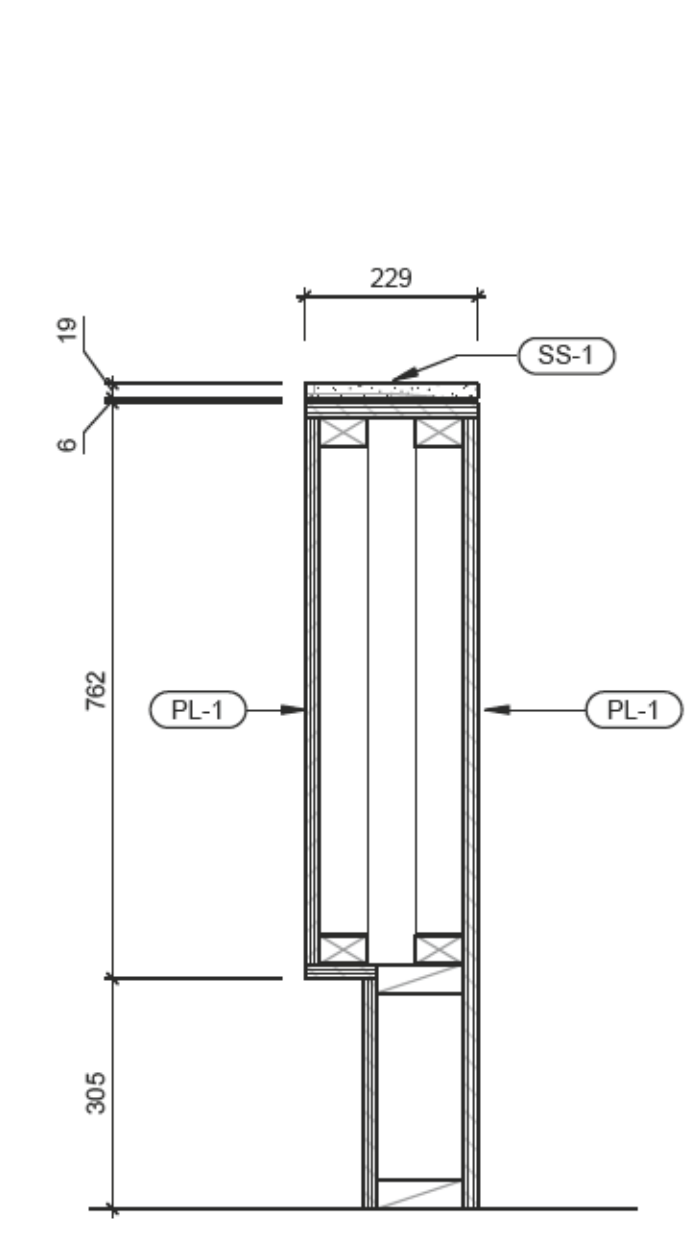
7 MILLWORK - SECTION
A8.10 1:10



9 MILLWORK - SECTION
A8.10 1:10



12 SECURITY DESK - PLAN
A8.10 1:20



11 MILLWORK - SECTION
A8.20 1:10

