



**RETURN BIDS TO:**

**RETOURNER LES SOUMISSIONS À:**

Travaux publics et Services gouvernementaux  
Canada  
Place Bonaventure, portail Sud-Oue  
800, rue de La Gauchetière Ouest  
7e étage, suite 7300  
Montréal  
Québec  
H5A 1L6

**SOLICITATION AMENDMENT  
MODIFICATION DE L'INVITATION**

The referenced document is hereby revised; unless otherwise indicated, all other terms and conditions of the Solicitation remain the same.

Ce document est par la présente révisé; sauf indication contraire, les modalités de l'invitation demeurent les mêmes.

**Comments - Commentaires**

**Vendor/Firm Name and Address**  
**Raison sociale et adresse du**  
**fournisseur/de l'entrepreneur**

**Issuing Office - Bureau de distribution**  
Travaux publics et Services gouvernementaux Canada  
Place Bonaventure, portail Sud-Oue  
800, rue de La Gauchetière Ouest  
7e étage, suite 7300  
Montréal  
Québec  
H5A 1L6

<b>Title - Sujet</b> Office Furniture	
<b>Solicitation No. - N° de l'invitation</b> 90030-180404/A	<b>Amendment No. - N° modif.</b> 005
<b>Client Reference No. - N° de référence du client</b> 90030-180404	<b>Date</b> 2018-10-18
<b>GETS Reference No. - N° de référence de SEAG</b> PW-SMTA-160-15021	
<b>File No. - N° de dossier</b> MTA-8-41140 (160)	<b>CCC No./N° CCC - FMS No./N° VME</b>
<b>Solicitation Closes - L'invitation prend fin</b> <b>at - à 02:00 PM</b> <b>on - le 2018-10-29</b>	
<b>Time Zone</b> <b>Fuseau horaire</b> Heure Avancée de l'Est HAE	
<b>F.O.B. - F.A.B.</b> <b>Plant-Usine:</b> <input type="checkbox"/> <b>Destination:</b> <input checked="" type="checkbox"/> <b>Other-Autre:</b> <input type="checkbox"/>	
<b>Address Enquiries to: - Adresser toutes questions à:</b> Asquino, Carolina	<b>Buyer Id - Id de l'acheteur</b> mta160
<b>Telephone No. - N° de téléphone</b> (514) 348-4129 ( )	<b>FAX No. - N° de FAX</b> ( ) -
<b>Destination - of Goods, Services, and Construction:</b> <b>Destination - des biens, services et construction:</b> Office National du Film 1500 Balmoral Street Montreal, Qc H3A 2H7	

**Instructions: See Herein**

**Instructions: Voir aux présentes**

<b>Delivery Required - Livraison exigée</b>	<b>Delivery Offered - Livraison proposée</b>
<b>Vendor/Firm Name and Address</b> <b>Raison sociale et adresse du fournisseur/de l'entrepreneur</b>	
<b>Telephone No. - N° de téléphone</b> <b>Facsimile No. - N° de télécopieur</b>	
<b>Name and title of person authorized to sign on behalf of Vendor/Firm</b> <b>(type or print)</b> <b>Nom et titre de la personne autorisée à signer au nom du fournisseur/</b> <b>de l'entrepreneur (taper ou écrire en caractères d'imprimerie)</b>	
<b>Signature</b>	<b>Date</b>

## AMENDMENT 005

This amendment is raised to respond to questions received to date on October 17, 2018, to replace the original plans with the modified version (in the attachment section of this tender on the buyandsell website) and modify Anne B accordingly.

### Questions:

**Q18.** Can alternate legs be used for items 10, 13, and 14?



2 ¼"W x 2 ¼"D x 28"H light scale metal corner leg/ powder coat finish.

**A18.** Yes, alternate legs are acceptable

**Q19.** See Note 1 on floorplan (at end of this document): Please confirm location of the power poles

**A19.** The floorplan will be modified to a total of 4 poles in the two areas identified.

**Q20.** See Note 2 on floorplan (at end of this document): Add panels to stabilize the product (Since the tables are self-supporting, it is impossible to fit a line of 3 panels of 72"L without having panels perpendicular to the line of panels)

**A20.** We accept the addition of the panels required for stability. Modified floorplan and quantity table will be provided.

**Q21.** See Note 3 on floorplan (at end of this document): Add panels to stabilize the product (Since the tables are self-supporting, it is impossible to fit a line of 3 panels of 72"L without having panels perpendicular to the line of panels) and confirm the location of power poles.

**A21.** We accept the addition of the panels required for stability. Modified floorplan and quantity table will be provided. Existing power poles will be relocated at identified location of the new premise.

**Q22.** 9.1 Interconnecting panels and Freestanding system

9.1.20 The electrical system must provide service distribution to nine (9) workstations form one central feed point.

Please specify;

- . Do you want 15 or 20 amp outlets?
- . The PSPC standard is the assignment of a circuit for 3 workstations. Is this still the case?
- . Each station must be equipped with 3 duplexes: Should one provide a duplex on an isolated dedicated circuit (for computer) and the other 2 duplexes on regular circuits?
- . Please confirm the number of circuits from the power points to ensure proper distribution.

PS : The plan does not seem to illustrate an island of 9 workstation...islet of 6 maximum.

**A22.** Workstations require 15 amp. outlet.

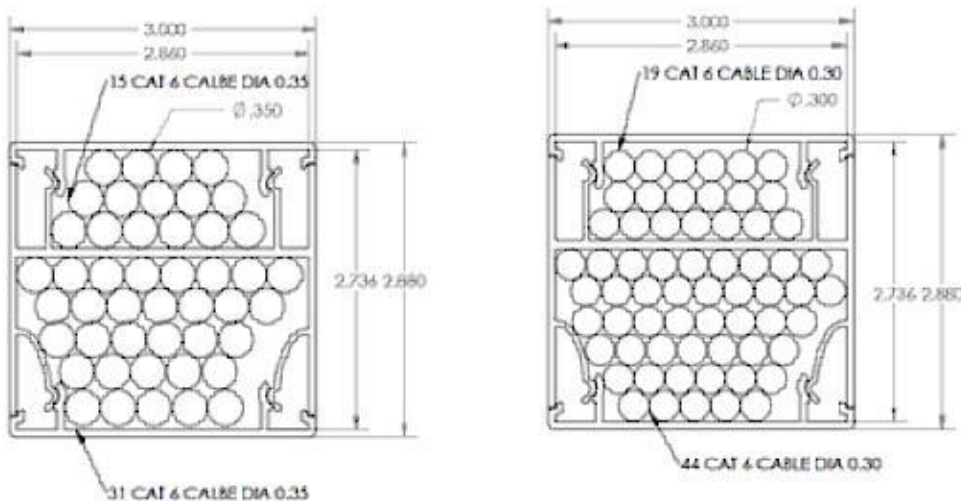
PSPC standard is maintained.

It is not required to have an isolated circuit for computer.

Circuits are evenly distributed in the ceiling as per the requirements of the SPAC Lease Kit.

**Q23.** Item 24 : Powerpole in painted metal 3 in. thickness X 8 in(L).

Our 3 " x 3 " powerpole can accommodate a large quantity of communications and electrical cables and meets the requirements of 9.1.12. (See diagram attached)



Please, specify that the use of a 3 " x 3 " powerpole according to the heights required in the specifications is in accordance.

**A23.** Yes, a powerpole of 3 inches thickness and at least 3 inches wide is acceptable provided it meets all other requirements of the RFP.

**Q24.** Item 5 : Height adjustable worksurface, 72in. X 36 in. Laminate finish and PVC edges. «C» shaped legs in painted aluminum. Must support weight of 350 pounds.  
Item 6: Height adjustable worksurface, 84in. X 36 in. Laminate finish and PVC edges. «C» shaped legs in painted aluminum. Must support weight of 350 pounds.

Is a load capacity of 300 pound acceptable for items 5 and 6?

**A24.** Yes, load capacity of 300 pound is accepted. All other requirements must be met.

**Q25.** Fixed height and height adjustable worksurface  
9.2.13 and 9.3.7 The worksurface must be equipped with power and data that is concealed and easily accessible by the designated user. A channel must be provided under the worksurface.

Is an access door install on the surface required?

**A25.** No

**Q26.** 9.4 Credenzas

9.4.5 The top and sides of the storage unit must be finished in high pressure laminate. The inside of the storage unit must be painted metal or high-pressure laminate.

In accordance with the Ansi / Bifma standard, the standard construction of a laminated storage module frame is made from low pressure laminated plastic (LPL - melamine). Drawer fronts as well as they can be designed of laminated plastic low pressure (LPL) or high pressure (HPL).

Would you like to pay a substantial supplement for HPL laminated plastic or do you accept the standard version that is available on SA and made of laminate LPL, both for the frame and for the drawer fronts?

**A26.** The conditions set out in the SA are accepted. The quality of the materials must allow to respect the guarantee of 10 years.

**Q27.** Item 14 : Fixed worksurface, 96 in. X 48 in. Laminate finish with rounded corners and beveled edges. Angled legs in painted metal. Electrical module in center of worksurface to charge laptops and/or connect with television.

Please, specify the requirements of the electrical module.

Number of electrical outlets?

USB port?

Data?

**A27.** See question 10

**Q28.** For height-adjustable tables, it is specified that the table must display the height of the table on screen, is the standard " up and down " with the up and down arrows without display accepted?

**A28.** The standard 'up and down' with the up and down arrows without height display is accepted.

N° de l'invitation - Solicitation No.  
90030-180404/A  
N° de réf. du client - Client Ref. No.  
90030-18-0404

N° de la modif - Amd. No.  
005  
File No. - N° du dossier  
MTA-8-41140

Id de l'acheteur - Buyer ID  
MTA160  
N° CCC / CCC No./ N° VME - FMS

**Delete:** Annex B in its entirety

**Insert:** New Annex B

## ANNEX "B"

### BASIS OF PAYMENT

#### Note to Bidders:

- Firm prices, all inclusive, DDP destination (National Film Board (NFB), Ilot Balmoral, at the corner of rues Bleury & Mayor in Montréal, Qc., according to the floors indicated below), are required for all items in the table below.
- All prices must include customs duties and Canadian excise taxes, if any.
- Applicable taxes are additional for all items.

Item	Description	Floor	Quantity	Firm Unit Price (\$)	Extended Total (Quantity x Firm Unit Price) (\$)
1	FIX WORK SURFACE 48po X 30po	1ST FLOOR = 2 2SD FLOOR = 1 3RD FLOOR = 0 4TH FLOOR = 0 MEZZA.1 = 1 MEZZA.2= 0	4	\$	\$
2	HEIGHT ADJUSTABLE WORK SURFACE 58po X 30po	1ST FLOOR = 0 2SD FLOOR = 0 3RD FLOOR = 2 4TH FLOOR = 0 MEZZA.1 = 0 MEZZA.2= 0	2	\$	\$
3	HEIGHT ADJUSTABLE WORK SURFACE 70po X 30po	1ST FLOOR = 19 2SD FLOOR = 26 3RD FLOOR = 96 4TH FLOOR = 129 MEZZA.1 = 0 MEZZA.2= 0	270	\$	\$
4	HEIGHT ADJUSTABLE WORK SURFACE 82po X 30po	1ST FLOOR = 0 2SD FLOOR = 9 3RD FLOOR = 0 4TH FLOOR = 3 MEZZA.1 = 0 MEZZA.2= 0	12	\$	\$
5	HEIGHT ADJUSTABLE WORK SURFACE 72po x 36po	1ST FLOOR = 12 2SD FLOOR = 12 3RD FLOOR = 0 4TH FLOOR = 0 MEZZA.1 = 0 MEZZA.2= 0	24	\$	\$
6	HEIGHT ADJUSTABLE WORK SURFACE 84po x 36po	1ST FLOOR = 4 2SD FLOOR = 0 3RD FLOOR = 0 4TH FLOOR = 0 MEZZA.1 = 0 MEZZA.2= 0	4	\$	\$
7	FIX WORK SURFACE 42po x 24po	1ST FLOOR = 8 2SD FLOOR = 8 3RD FLOOR = 0 4TH FLOOR = 0	16	\$	\$

N° de l'invitation - Solicitation No.  
90030-180404/A  
N° de réf. du client - Client Ref. No.  
90030-18-0404

N° de la modif - Amd. No.  
005  
File No. - N° du dossier  
MTA-8-41140

Id de l'acheteur - Buyer ID  
MTA160  
N° CCC / CCC No./ N° VME - FMS

		MEZZA.1 = 0 MEZZA.2= 0			
8	FIX WORK SURFACE 36po X 24po	1ST FLOOR = 0 <b>2SD FLOOR = 2</b> 3RD FLOOR = 0 4TH FLOOR = 0 MEZZA.1 = 0 MEZZA.2= 0	2	\$	\$
9	FIX WORK SURFACE 72po X 30po	1ST FLOOR = 0 2SD FLOOR = 0 3RD FLOOR = 0 <b>4TH FLOOR = 3</b> MEZZA.1 = 0 MEZZA.2= 0	3	\$	\$
10	FIX WORK SURFACE 84po x 42po	1ST FLOOR = 0 2SD FLOOR = 0 <b>3RD FLOOR = 1</b> <b>4TH FLOOR = 4</b> MEZZA.1 = 0 MEZZA.2= 0	5	\$	\$
11	HEIGHT ADJUSTABLE WORK SURFACE 58po x 24po	1ST FLOOR = 0 2SD FLOOR = 0 3RD FLOOR = 0 <b>4TH FLOOR = 4</b> MEZZA.1 = 0 MEZZA.2= 0	4	\$	\$
12	HEIGHT ADJUSTABLE WORK SURFACE 46po x 24po	1ST FLOOR = 0 2SD FLOOR = 0 <b>3RD FLOOR = 1</b> 4TH FLOOR = 0 MEZZA.1 = 0 MEZZA.2= 0	1	\$	\$
13	FIX WORK SURFACE 96po x 48po	1ST FLOOR = 0 2SD FLOOR = 0 3RD FLOOR = 0 <b>4TH FLOOR = 1</b> MEZZA.1 = 0 MEZZA.2= 0	1	\$	\$
14	VIDEO CONFERENCE WORK SURFACE 96po x 48po	1ST FLOOR = 0 2SD FLOOR = 0 3RD FLOOR = 0 <b>4TH FLOOR = 1</b> MEZZA.1 = 0 MEZZA.2= 0	1	\$	\$
15	NOT ELECTRIFIED PANEL 30po x 42po	<b>1ST FLOOR = 5</b> <b>2SD FLOOR = 14</b> <b>3RD FLOOR = 41</b> <b>4TH FLOOR = 58</b> MEZZA.1 = 0 MEZZA.2= 0	118	\$	\$
16	NOT ELECTRIFIED PANEL 36po x 42po	<b>1ST FLOOR = 8</b> <b>2SD FLOOR = 16</b> <b>3RD FLOOR = 44</b> <b>4TH FLOOR = 65</b> MEZZA.1 = 0 MEZZA.2= 0	133	\$	\$
17	NOT ELECTRIFIED PANEL 42po X 42po	1ST FLOOR = 0 <b>2SD FLOOR = 1</b> 3RD FLOOR = 0 4TH FLOOR = 0 MEZZA.1 = 0 MEZZA.2= 0	1	\$	\$
18	ELECTRIFIED PANEL 60po X 42po	1ST FLOOR = 0 2SD FLOOR = 0 <b>3RD FLOOR = 1</b> 4TH FLOOR = 0 MEZZA.1 = 0 MEZZA.2= 0	1	\$	\$

N° de l'invitation - Solicitation No.  
90030-180404/A  
N° de réf. du client - Client Ref. No.  
90030-18-0404

N° de la modif - Amd. No.  
005  
File No. - N° du dossier  
MTA-8-41140

Id de l'acheteur - Buyer ID  
MTA160  
N° CCC / CCC No./ N° VME - FMS

19	ELECTRIFIED PANEL 72po X 42po	<b>1ST FLOOR = 10</b> <b>2SD FLOOR = 20</b> <b>3RD FLOOR = 57</b> <b>4TH FLOOR = 78</b> MEZZA.1 = 0 MEZZA.2= 0	165	\$	\$
20	ELECTRIFIED PANEL 42po X 42po	1ST FLOOR = 0 <b>2SD FLOOR = 12</b> 3RD FLOOR = 0 4TH FLOOR = 0 MEZZA.1 = 0 MEZZA.2= 0	12	\$	\$
21	FINISHING TILE 66po X 42po	<b>1ST FLOOR = 5</b> <b>2SD FLOOR = 11</b> <b>3RD FLOOR = 38</b> <b>4TH FLOOR = 57</b> MEZZA.1 = 0 MEZZA.2= 0	111	\$	\$
22	SHORT MODESTY PANEL 54po x 13po	1ST FLOOR = 0 2SD FLOOR = 0 <b>3RD FLOOR = 1</b> <b>4TH FLOOR = 5</b> MEZZA.1 = 0 MEZZA.2= 0	6	\$	\$
23	HIGH MODESTY PANEL 54po x 27po	<b>1ST FLOOR = 2</b> 2SD FLOOR = 0 <b>3RD FLOOR = 1</b> 4TH FLOOR = 0 MEZZA.1 = 0 MEZZA.2= 0	3	\$	\$
24	COMMUNICATION SERVICE POLE	<b>1ST FLOOR = 6</b> <b>2SD FLOOR = 11</b> <b>3RD FLOOR = 23</b> <b>4TH FLOOR = 32</b> MEZZA.1 = 0 MEZZA.2= 0	72	\$	\$
25	ANIMATION COMMUNICATION SERVICE POLE	1ST FLOOR = 0 2SD FLOOR = 0 3RD FLOOR = 0 4TH FLOOR = 0 MEZZA.1 = 0 MEZZA.2= 0	PROVIDED BY OTHERS	N/A	N/A
26	CREDENZA 60po X 18po	<b>1ST FLOOR = 8</b> <b>2SD FLOOR = 19</b> <b>3RD FLOOR = 83</b> <b>4TH FLOOR = 86</b> MEZZA.1 = 0 MEZZA.2= 0	196	\$	\$
27	PEDESTAL 15po X 24po	<b>1ST FLOOR = 30</b> <b>2SD FLOOR = 28</b> <b>3RD FLOOR = 15</b> <b>4TH FLOOR = 47</b> MEZZA.1 = 0 MEZZA.2= 0	120	\$	\$
28	ACCESSORY RAIL	<b>1ST FLOOR = 24</b> <b>2SD FLOOR = 36</b> <b>3RD FLOOR = 98</b> <b>4TH FLOOR = 133</b> MEZZA.1 = 0 MEZZA.2= 0	291	\$	\$
29	FILE L:30po	1ST FLOOR = 0 2SD FLOOR = 0 <b>3RD FLOOR = 1</b> <b>4TH FLOOR = 4</b> MEZZA.1 = 0 MEZZA.2= 0	5	\$	\$

N° de l'invitation - Sollicitation No.  
90030-180404/A  
N° de réf. du client - Client Ref. No.  
90030-18-0404

N° de la modif - Amd. No.  
005  
File No. - N° du dossier  
MTA-8-41140

Id de l'acheteur - Buyer ID  
MTA160  
N° CCC / CCC No./ N° VME - FMS

30	SHELVING UNIT L:30po	1ST FLOOR = 0 2SD FLOOR = 0 <b>3RD FLOOR = 1</b> <b>4TH FLOOR = 4</b> MEZZA.1 = 0 MEZZA.2= 0	5	\$	\$
31	COUNTER 96po X 20po	1ST FLOOR = 0 2SD FLOOR = 0 3RD FLOOR = 0 <b>4TH FLOOR = 2</b> MEZZA.1 = 0 MEZZA.2= 0	2	\$	\$
32	FILE 42po X 20po	1ST FLOOR = 0 2SD FLOOR = 0 3RD FLOOR = 0 <b>4TH FLOOR = 2</b> MEZZA.1 = 0 MEZZA.2= 0	2	\$	\$
33	STORAGE 54po X 20po	1ST FLOOR = 0 2SD FLOOR = 0 3RD FLOOR = 0 <b>4TH FLOOR = 2</b> MEZZA.1 = 0 MEZZA.2= 0	2	\$	\$
34	ELECTRICAL MODULE	1ST FLOOR = 0 <b>2SD FLOOR = 10</b> 3RD FLOOR = 0 <b>4TH FLOOR = 6</b> MEZZA.1 = 0 MEZZA.2= 0 <b>10 EXTRAS - NOT INSTALLED</b>	26	\$	\$
35	EXISTING POWER BAR	<b>1ST FLOOR = 24</b> <b>2SD FLOOR =15</b> <b>3RD FLOOR = 5</b> <b>4TH FLOOR = 19</b> MEZZA.1 = 0 MEZZA.2= 0	63	N/A – only installation needed	N/A – only installation needed
Sub-total of the products (1 to 35)					\$
36	Delivery Charges at a rate of _____% of the total price for products				\$
37	Installation Charges at a rate of _____% of the total price for products				\$
38	Hardware Total (as per article 1.3 of Annex A)				\$
Total Evaluation Price (1 to 38)					\$

### Delivery & Installation

See point 6.4.2 and Annex A-2

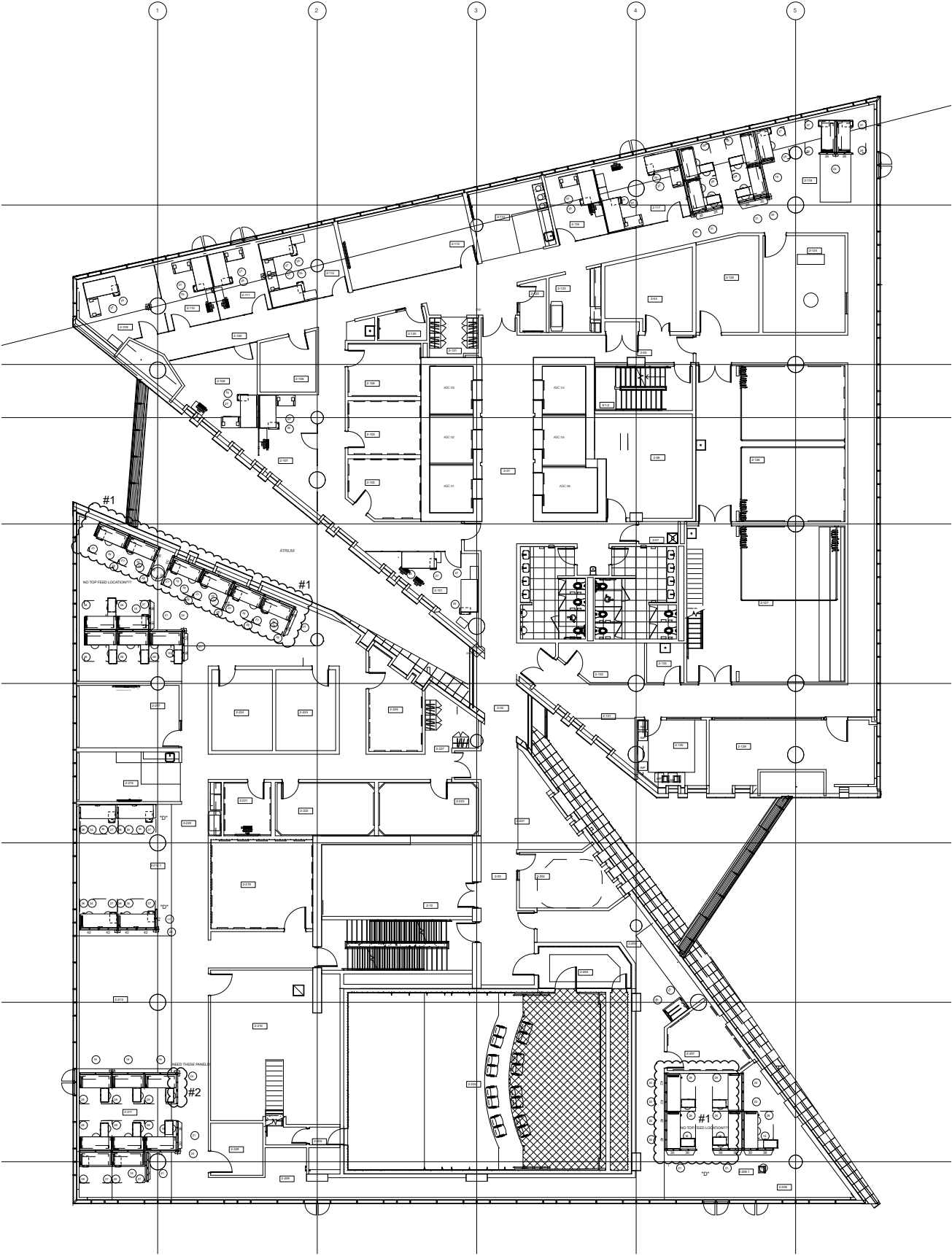
**Delete:** The AutoCad and PDF plans (in the attachments section on the website of this tender)

**Insert:** The new AutoCad and PDF plans (in the attachments section on the website of this tender)

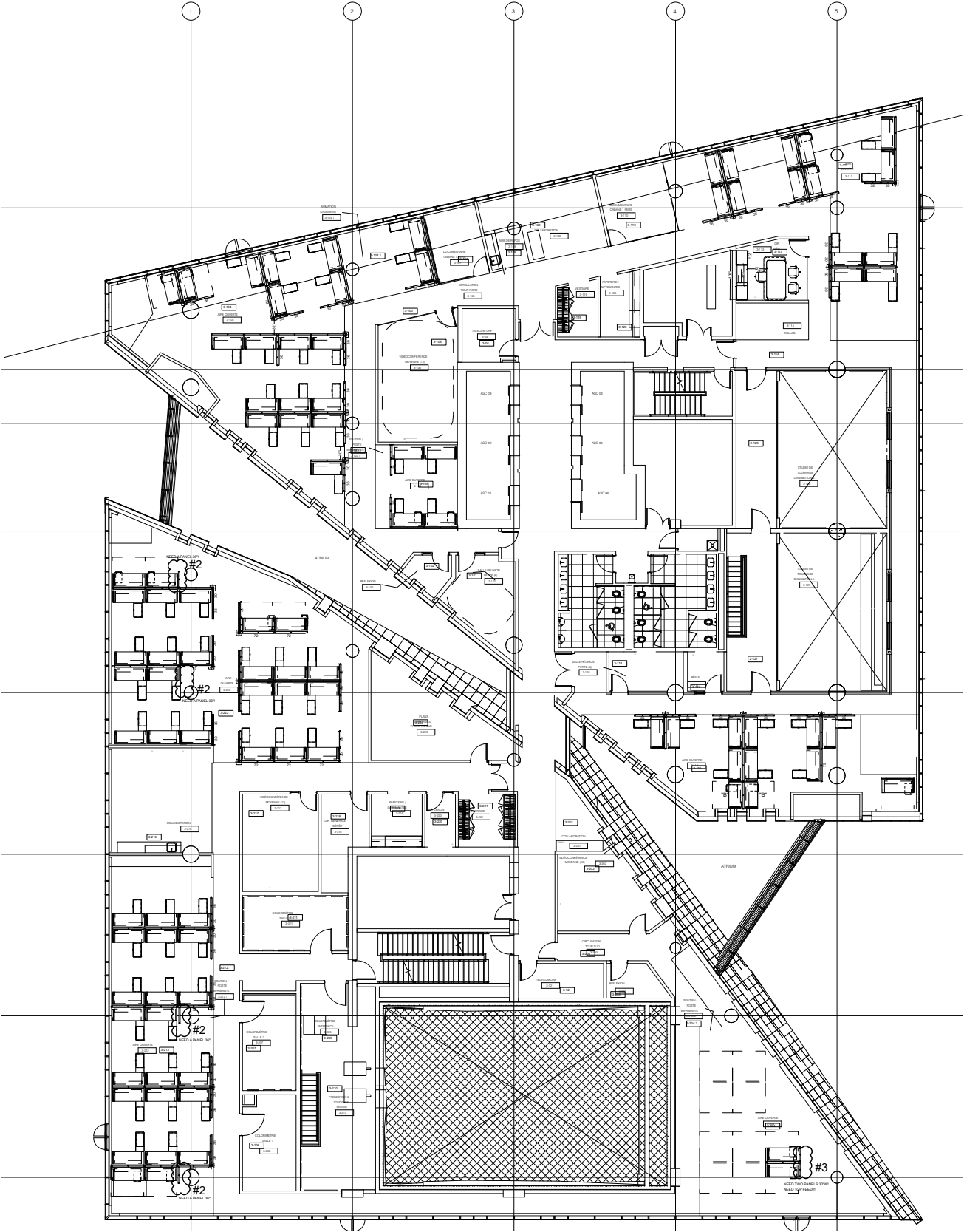
Plans for Questions 19 to 21



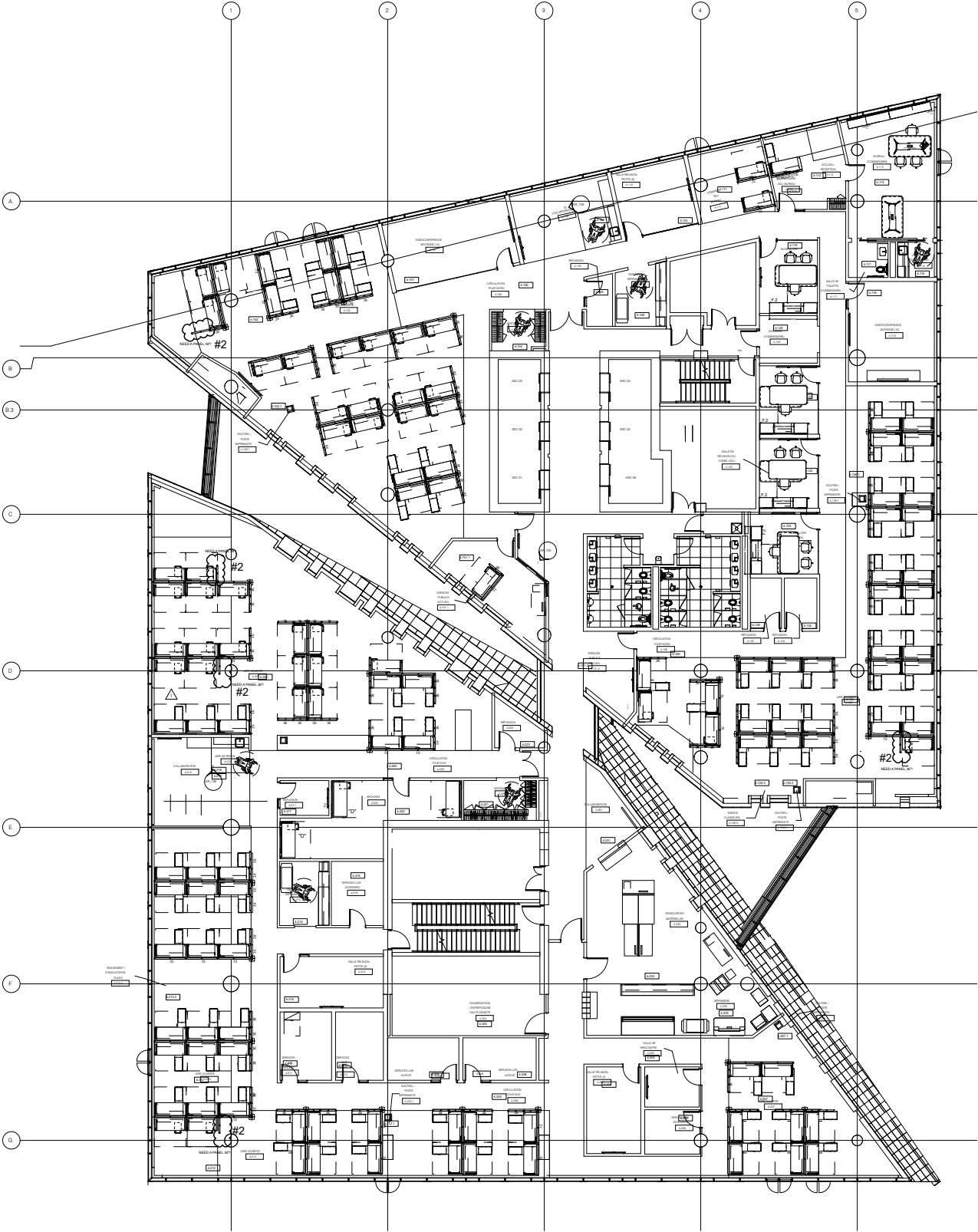
2nd floor



3rd floor



4th floor



N° de l'invitation - Solicitation No.

90030-180404/A

N° de réf. du client - Client Ref. No.

90030-18-0404

N° de la modif - Amd. No.

005

File No. - N° du dossier

MTA-8-41140

Id de l'acheteur - Buyer ID

MTA160

N° CCC / CCC No./ N° VME - FMS

---

**ALL OTHER TERMS AND CONDITIONS REMAIN THE SAME.**