

PLAN
N.T.S.

DANGER

Dam Ahead

Keep Out

Name of Dam



In An Emergency, Call 9-1-1

Scale: 1:10	Office of the Executive Director, Waterways	Design/Design and Materials and	Product November 3, 2014	Drawn by S. Gauthier	Checked by S. Gauthier	Approved by S. Gauthier	A1
Canada	Parcs Canada Agency	Regulation Specifications for	Product November 3, 2014	Drawn by S. Gauthier	Checked by S. Gauthier	Approved by S. Gauthier	A1
	Government of Canada	Public Safety Sign and Symbol	Product November 3, 2014	Drawn by S. Gauthier	Checked by S. Gauthier	Approved by S. Gauthier	A1

TYPE A1 HEADPOND DANGER SIGN - ENGLISH
SIZE 4x6 (1220x1830) - REFER TO G1 FOR SPECS

DANGER

Barrage devant

Accès interdit

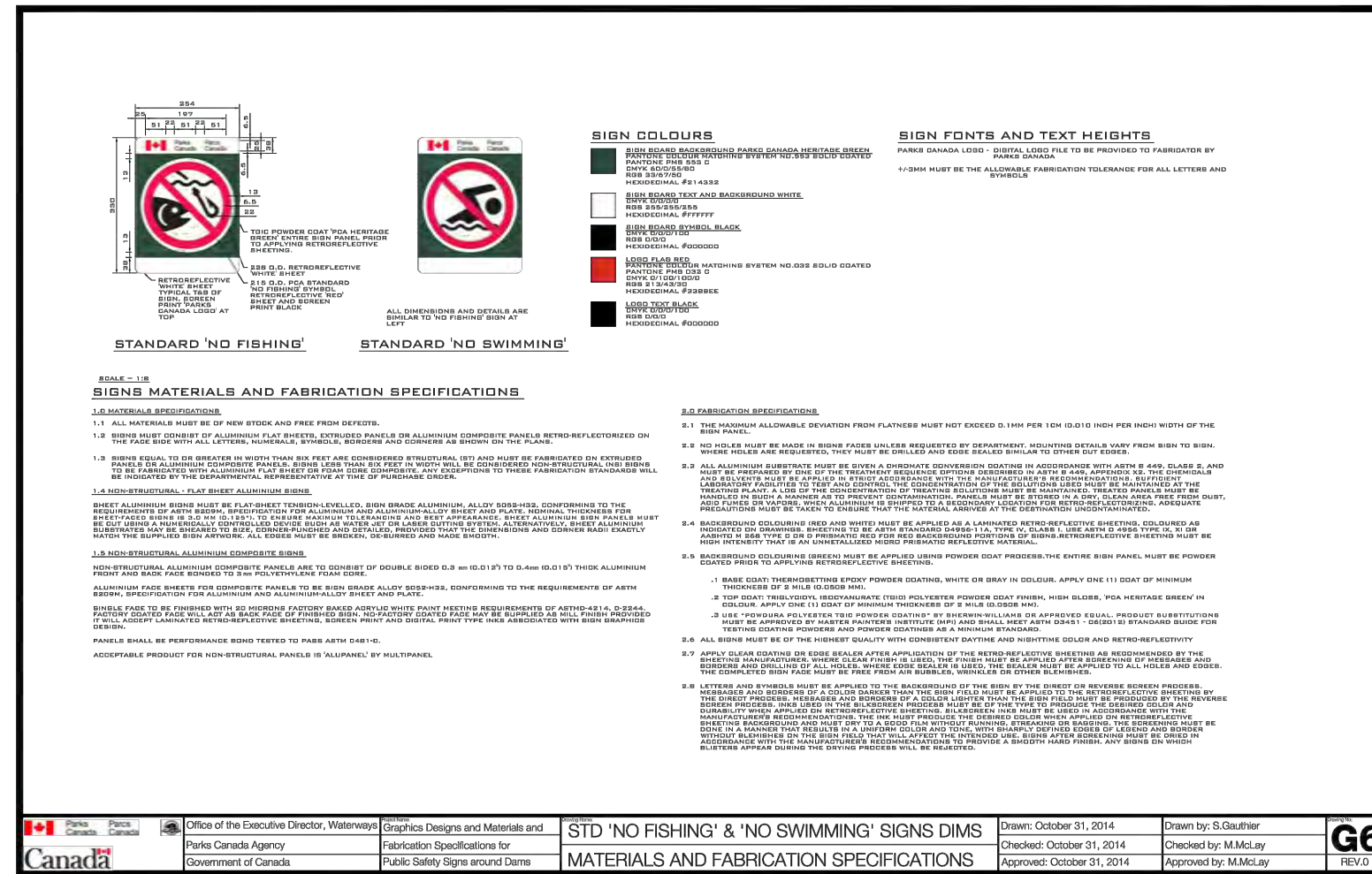
Nom du barrage



En cas d'urgence, composez le 9-1-1

Scale: 1:10	Office of the Executive Director, Waterways	Design/Design and Materials and	Product November 3, 2014	Drawn by S. Gauthier	Checked by S. Gauthier	Approved by S. Gauthier	A1
Canada	Parcs Canada Agency	Regulation Specifications for	Product November 3, 2014	Drawn by S. Gauthier	Checked by S. Gauthier	Approved by S. Gauthier	A1
	Government of Canada	Public Safety Sign and Symbol	Product November 3, 2014	Drawn by S. Gauthier	Checked by S. Gauthier	Approved by S. Gauthier	A1

TYPE A1 HEADPOND DANGER SIGN - FRENCH
SIZE 4x6 (1220x1830) - REFER TO G1 FOR SPECS



DANGER

Dam Outflow

Keep Out

Name of Dam



In An Emergency Call (XXX) XXX-XXXX

Scale: 1:10	Office of the Executive Director, Waterways	Design/Design and Materials and	Product November 3, 2014	Drawn by S. Gauthier	Checked by S. Gauthier	Approved by S. Gauthier	A8
Canada	Parcs Canada Agency	Regulation Specifications for	Product November 3, 2014	Drawn by S. Gauthier	Checked by S. Gauthier	Approved by S. Gauthier	A8
	Government of Canada	Public Safety Sign and Symbol	Product November 3, 2014	Drawn by S. Gauthier	Checked by S. Gauthier	Approved by S. Gauthier	A8

TYPE A8 TAILRACE DANGER SIGN - ENGLISH
SIZE 4x6 (1220x1830) - REFER TO G1 FOR SPECS

DANGER

Zone de décharge

du barrage

Accès interdit


Nom du barrage



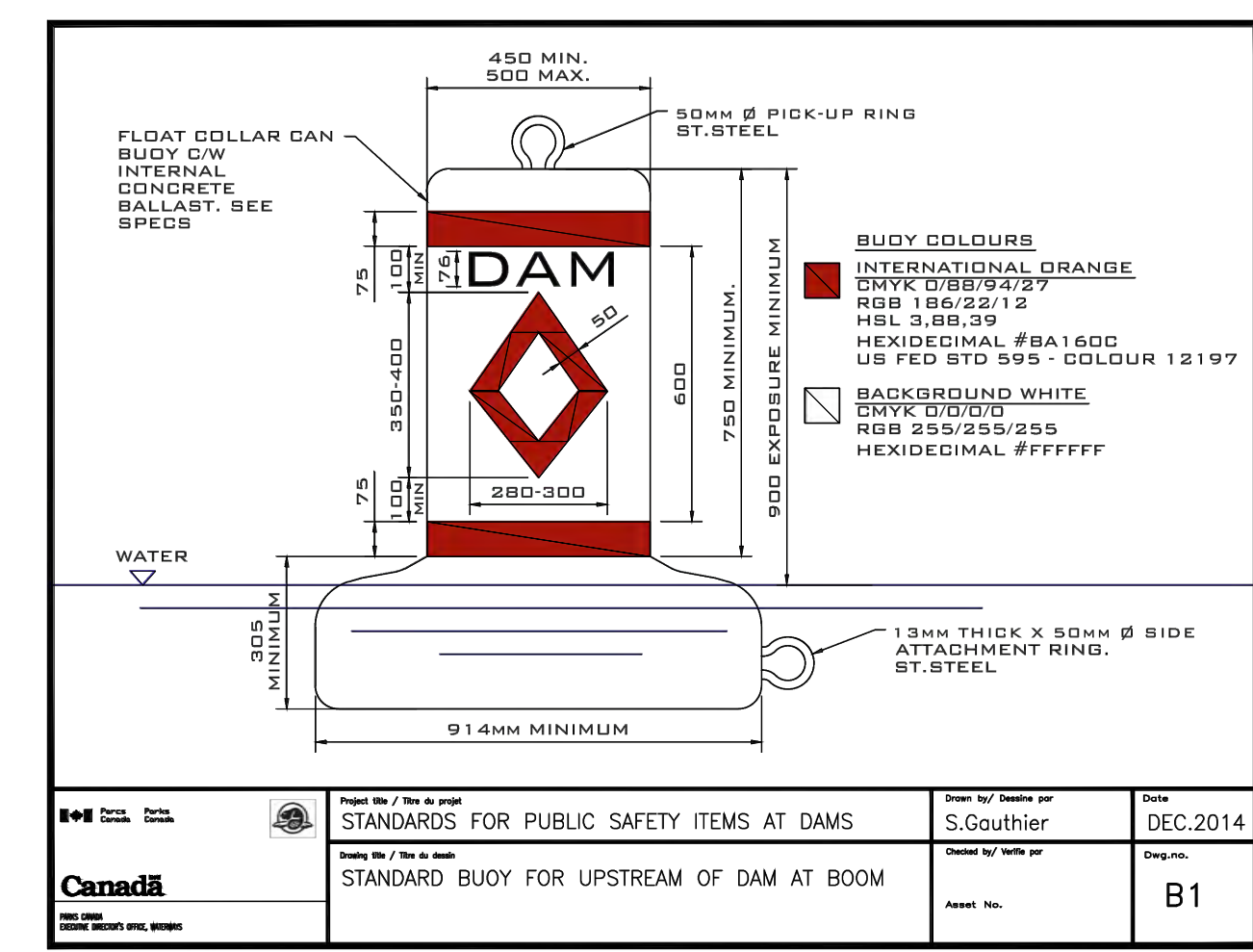
En cas d'urgence, composez le (XXX) XXX-XXXX

Scale: 1:10	Office of the Executive Director, Waterways	Design/Design and Materials and	Product November 3, 2014	Drawn by S. Gauthier	Checked by S. Gauthier	Approved by S. Gauthier	A8
Canada	Parcs Canada Agency	Regulation Specifications for	Product November 3, 2014	Drawn by S. Gauthier	Checked by S. Gauthier	Approved by S. Gauthier	A8
	Government of Canada	Public Safety Sign and Symbol	Product November 3, 2014	Drawn by S. Gauthier	Checked by S. Gauthier	Approved by S. Gauthier	A8

TYPE A8 TAILRACE DANGER SIGN - FRENCH
SIZE 4x6 (1220x1830) - REFER TO G1 FOR SPECS

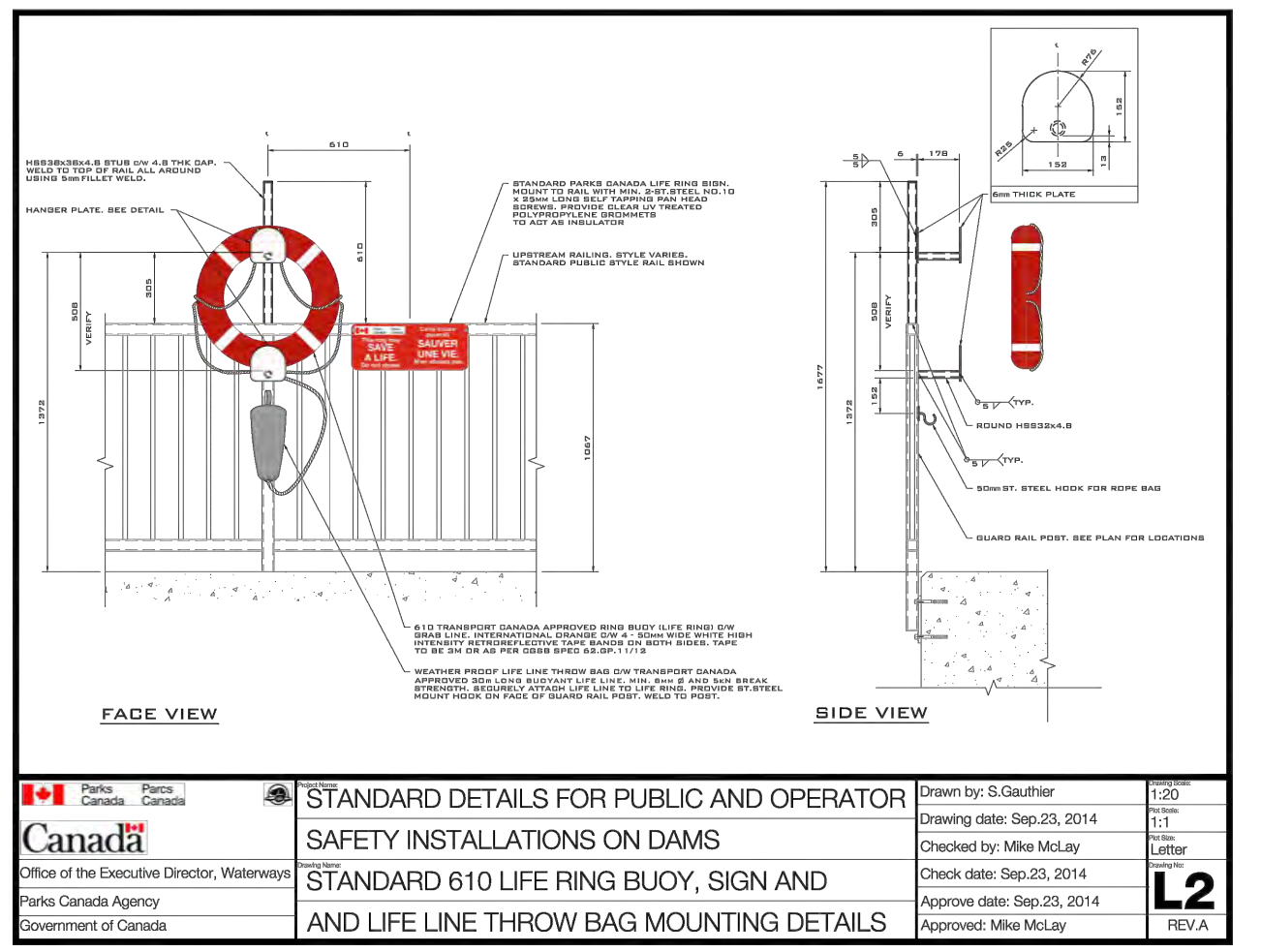


TYPICAL LIFE PRESERVER RING SIGN DIMENSIONS
MATERIALS AND FABRICATION SPECIFICATIONS



Scale: 1:10	Office of the Executive Director, Waterways	Design/Design and Materials and	Product November 3, 2014	Drawn by S. Gauthier	Checked by S. Gauthier	Approved by S. Gauthier	B1
Canada	Parcs Canada Agency	Regulation Specifications for	Product November 3, 2014	Drawn by S. Gauthier	Checked by S. Gauthier	Approved by S. Gauthier	B1
	Government of Canada	Public Safety Sign and Symbol	Product November 3, 2014	Drawn by S. Gauthier	Checked by S. Gauthier	Approved by S. Gauthier	B1

STANDARD BUOY FOR UPSTREAM OF DAM AT BOOM



Scale: 1:10	Office of the Executive Director, Waterways	Design/Design and Materials and	Product November 3, 2014	Drawn by S. Gauthier	Checked by S. Gauthier	Approved by S. Gauthier	L2
Canada	Parcs Canada Agency	Regulation Specifications for	Product November 3, 2014	Drawn by S. Gauthier	Checked by S. Gauthier	Approved by S. Gauthier	L2
	Government of Canada	Public Safety Sign and Symbol	Product November 3, 2014	Drawn by S. Gauthier	Checked by S. Gauthier	Approved by S. Gauthier	L2

STANDARD DETAILS FOR PUBLIC AND OPERATOR SAFETY INSTALLATIONS ON DAMS

NOTES:

- FOR NOTES SEE DRAWING C001.
- COORDINATES FOR SAFETY BOOM ANCHOR TO BE VERIFIED AND APPROVED PRIOR TO DRILLING ACTIVITIES.

REFERENCES:

EXISTING DRAWINGS FROM PARKS CANADA

DWG No.	TITLE
A1	HEADPOND DANGER SIGN - ENGLISH
A1	HEADPOND DANGER SIGN - FRENCH
A8	TAILRACE DANGER SIGN - ENGLISH
A8	TAILRACE DANGER SIGN - FRENCH
G1	SIGN DIMENSIONS AND SPECIFICATIONS
G3	DAM ADDRESS SIGN DIMENSIONS
G5	TYPICAL LIFE SAVER RING SIGN
G6	STD 'NO FISHING' & 'NO SWIMMING'
H1	TYPICAL HOLE LAYOUT FOR A1 & A8
M1	SIGN MOUNTING - 1070 HIGH RAIL
M2	SIGN MOUNTING - 1525 HIGH RAIL
L2	LIFE RING BUOY SIGN

PRELIMINARY

NOT TO BE USED FOR CONSTRUCTION

E	RE-ISSUED FOR TENDER	JG	18/10/19
D	ISSUED FOR TENDER	JG	18/08/24
C	ISSUED FOR TENDER	JG	18/07/31
B	ISSUED FOR 99% REVIEW	JG	18/07/05
A	ISSUED FOR 66% REVIEW	KJC	18/05/09
No.	Description	Dwn By	Date

Revision / Révision

A	Detail number
B	No. of detail
C	Location dwg. no.
D	No. sur dessin

Project title / Titre du projet

TRENT-SEVERN WATERWAY
DAM AT LOCK 38
REPLACEMENT

Drawing title / Titre du dessin

PUBLIC SAFETY MEASURES
PLAN

Drawn by / Dessiné par	Designed by / Conçu par
KJC	WSM
Approved by / Approuvé par	Drawing Date / Date du dessin
SB	MAY 2018

Project manager / Administrateur de projet

DAVE NESS

Contract No. / Numéro du contrat

EQ754-162649

Project No. / Numéro du projet

R.076951.906

Drawing No. / Dessin No.

C007

Sheet / Feuille

1 of 1