



Public Works  
Government Services  
Canada

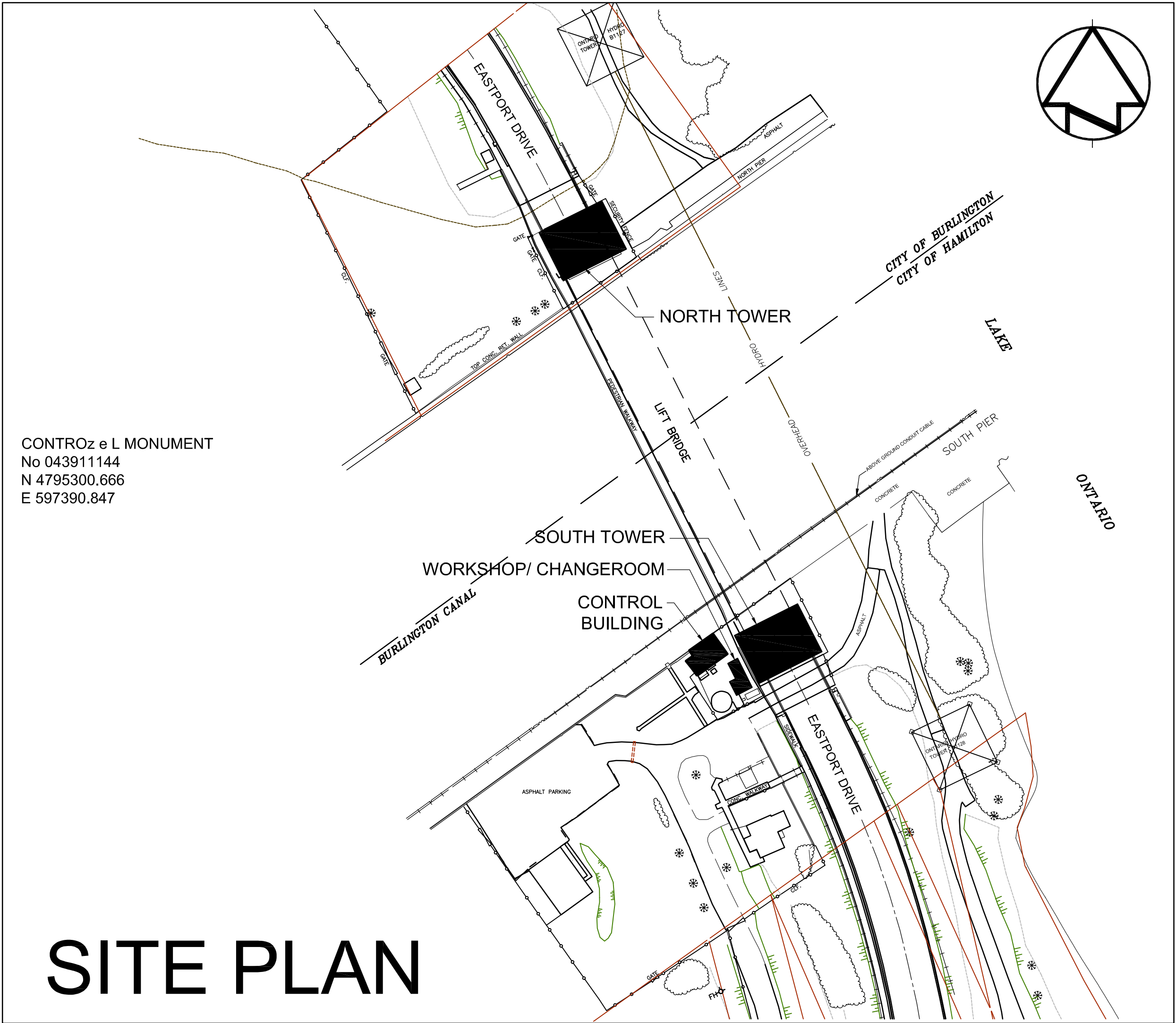
Travaux publics  
Services gouvernementaux  
Canada

BURLINGTON, ONTARIO.

BURLINGTON CANAL LIFT BRIDGE (BCLB)  
1157 BEACH BOULEVARD

TOWER WINDOWS REPLACEMENT

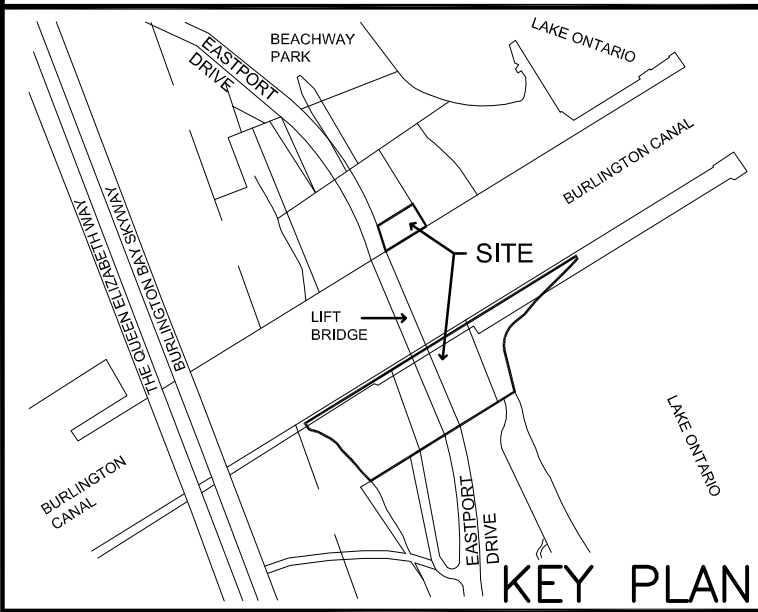
PWGSC Proj. No.: R.089504.050: DATE: 2018-03-09



LIST OF DRAWINGS

ARCHITECTURAL

- A-01 COVER PAGE
- A-02 LEGEND & ABBREVIATIONS
- A-03 NORTH & SOUTH TOWER - DEMOLITION  
PLAN & SECTION
- A-04 CONTROL BUILDING & WORKSHOP - DEMOLITION  
PLAN & SECTION
- A-05 NORTH TOWER EXTERIOR ELEVATIONS - NEW WORKS
- A-06 SOUTH TOWER EXTERIOR ELEVATIONS - NEW WORKS
- A-07 CONTROL BUILDING - NEW WORKS
- A-08 WORKSHOP/ CHANGEROOM - NEW WORKS
- A-09 SECTION & DETAILS - NEW WORKS
- A-10 WINDOW SCHEDULE



Consultant:

**MORRISON HERSHFIELD**  
Suite 300 – 125 Commerce Valley Drive W  
Markham, Ontario L3T 7W4  
Tel: 416-499-3110 Fax: 416-499-9658

revision	description	date
3	ISSUED FOR TENDER	2018/10/04
2	ISSUED FOR 100% DESIGN REVIEW	2017/03/09
1	ISSUED FOR 99% DESIGN REVIEW	2016/10/21

Do not scale drawings.  
Verify all dimensions and conditions on site and immediately  
notify the Departmental Representative of all discrepancies.

A	Detail No.
B	drawing no. – where detail required
C	drawing no. – where detailed

project title  
titre du projet  
**BURLINGTON CANAL LIFT BRIDGE (BCLB)**  
1157 BEACH BOULEVARD  
ONTARIO

**TOWER WINDOWS REPLACEMENT**

drawing title  
titre du dessin  
**COVER PAGE**

drawn by  
dessiné par  
**BP**

designed by  
conçu par  
**AH**

approved by  
approuvé par  
**RY**

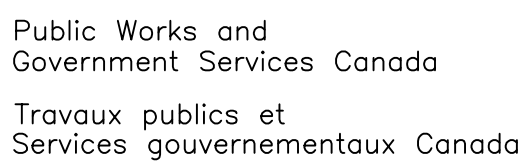
bid  
soumission  
**AK**  
project manager  
administrateur  
de projets

project date  
date du projet  
**2018/03/09**

project no.  
no. du projet  
**R.089504.050**

drawing no.  
dessiné no.  
**A-01**

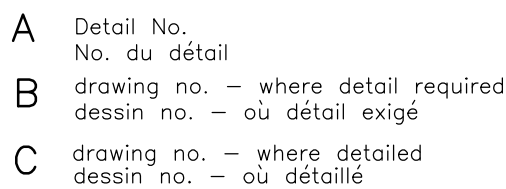
## GENERAL NOTES



MORRISON HERSHFIELD

1000

Do not scale drawings.  
Verify all dimensions and conditions on site and immediately  
notify the Departmental Representative of all discrepancies.



## TOWER WINDOWS REPLACEMENT

## LEGEND & ABBREVIATIONS

BP

AH

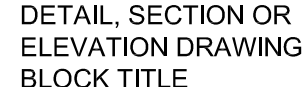
RY

AK	project manager administrateur de projet
----	--

2018/03/09

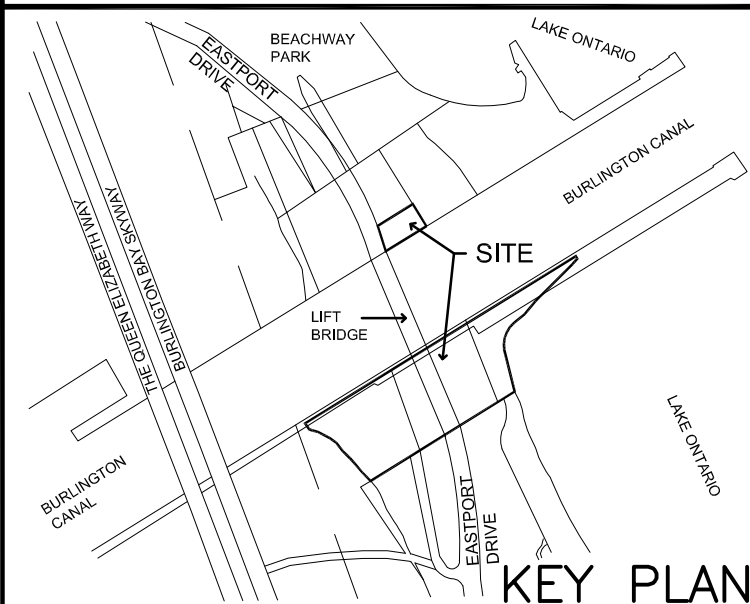
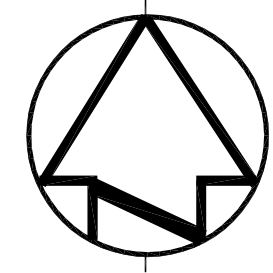
R.089504.050

A-02



GSC-B1      DATE PLOTTED: YYY/MM/DD      PLOT SCALE: PLOT\_SCALE      CAD FILE: S:\PRS\CAD\GROUP\CITY\ADDRESS\PROJECT NO\FILE.DWG





Consultant:

**MORRISON HERSHFIELD**

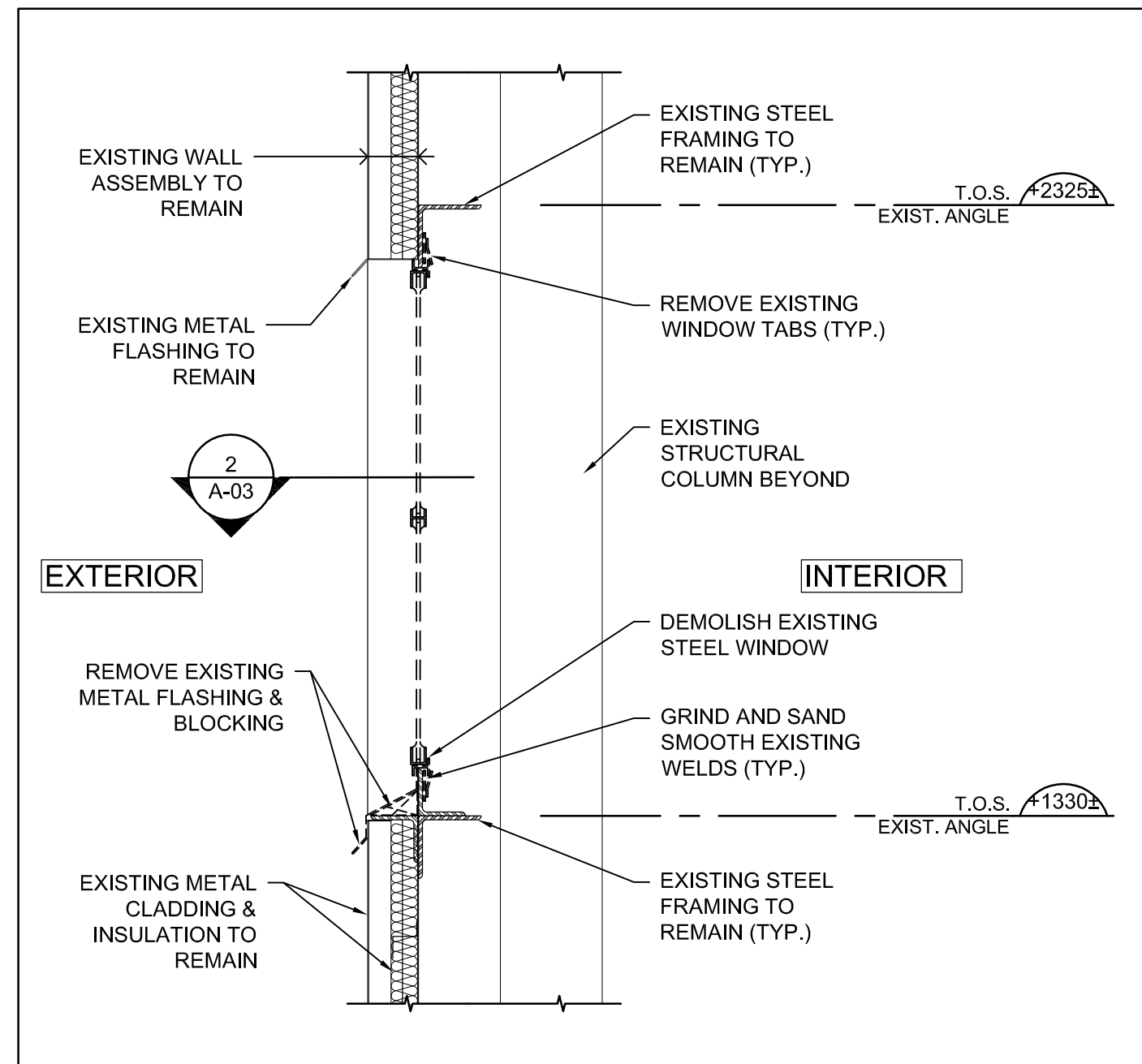
Suite 300 – 125 Commerce Valley Drive W  
Markham, Ontario L3T 7W4  
Tel: 416-499-3110 Fax: 416-499-9658

**GENERAL NOTES:**

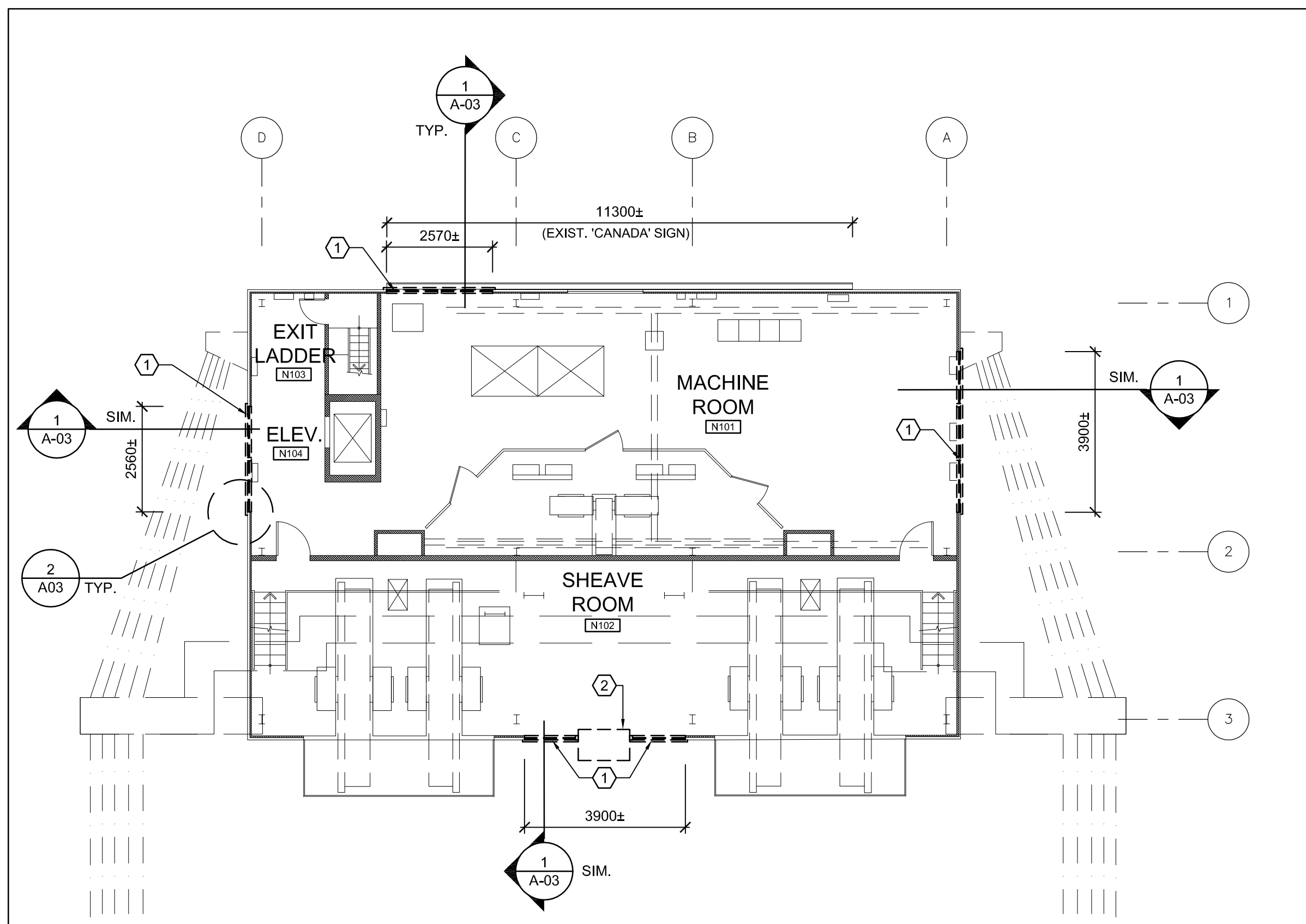
REFERS TO INSIDE FINISH FLOOR ELEVATION = 49963± ABOVE TOP OF ROAD.

**DEMOLITION NOTES:**

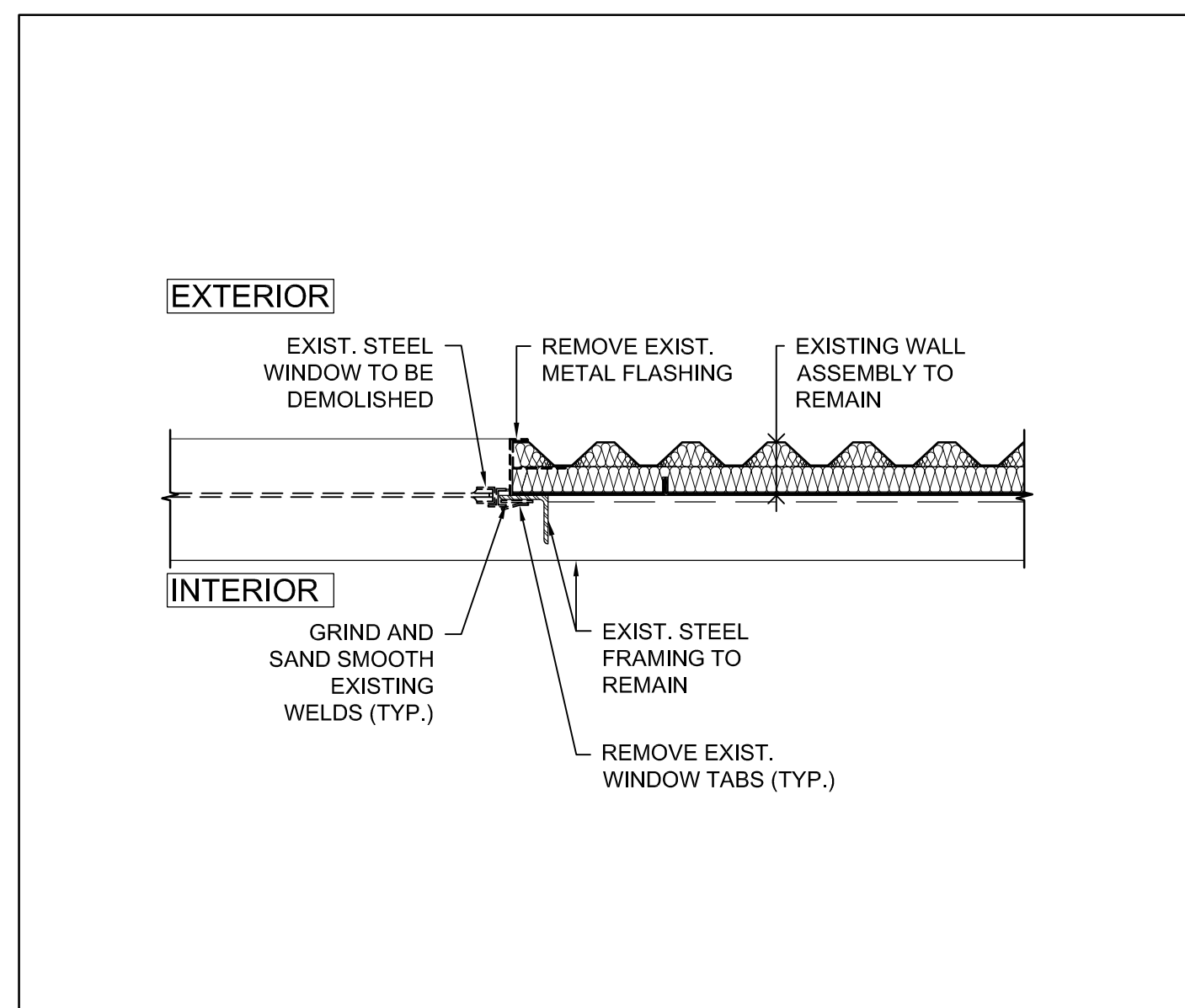
- ① DEMOLISH EXIST. STEEL WINDOWS C/W FRAMES, INSECT SCREENS & ALL ASSOCIATED ATTACHMENTS.
- ② TEMPORARILY REMOVE FALCON NEST BOX CAREFULLY, C/W ALL ATTACHED WIRING & CAMERA AND STORE FOR RE-INSTALLATION AT THE SAME LOCATION.



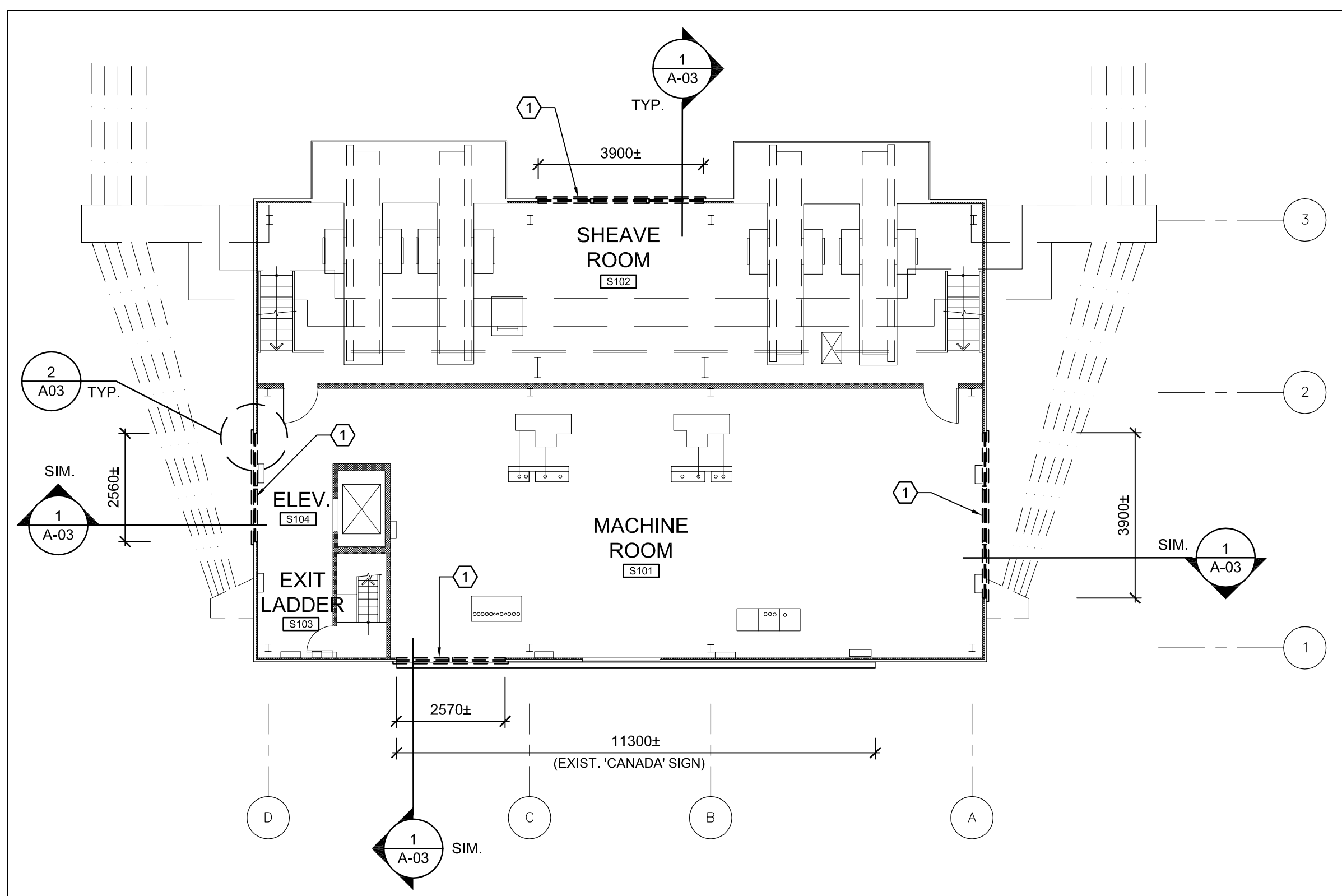
1 SECTION DETAIL - TYP. WINDOW REMOVAL  
A-03 1:10  
0 0.1m 0.5m 1m



A NORTH TOWER - DEMOLITION PLAN  
A-03 1:100  
0 1m 5m 10m



2 PLAN DETAIL - TYP. WINDOW JAMB  
A-03 1:10  
0 0.1m 0.5m 1m



B SOUTH TOWER - DEMOLITION PLAN  
A-03 1:100  
0 1m 5m 10m

3	ISSUED FOR TENDER	2018/10/04
2	ISSUED FOR 100% DESIGN REVIEW	2017/03/09
1	ISSUED FOR 99% DESIGN REVIEW	2016/10/21
revision	description	date

Do not scale drawings.  
Verify all dimensions and conditions on site and immediately notify the Departmental Representative of all discrepancies.

A	Detail No.
B	No. du détail
C	drawing no. – where detail required dessin no. – où détail exigé
	drawing no. – where detailed dessin no. – où détaillé

project title  
titre du projet  
**BURLINGTON ONTARIO**  
**BURLINGTON CANAL LIFT BRIDGE (BCLB)**  
**1157 BEACH BOULEVARD**

**TOWER WINDOWS REPLACEMENT**

drawing title  
titre du dessin  
**NORTH & SOUTH TOWER –**  
**DEMOLITION**  
**PLAN & SECTION**

drawn by  
dessiné par **BP**

designed by  
conçue par **AH**

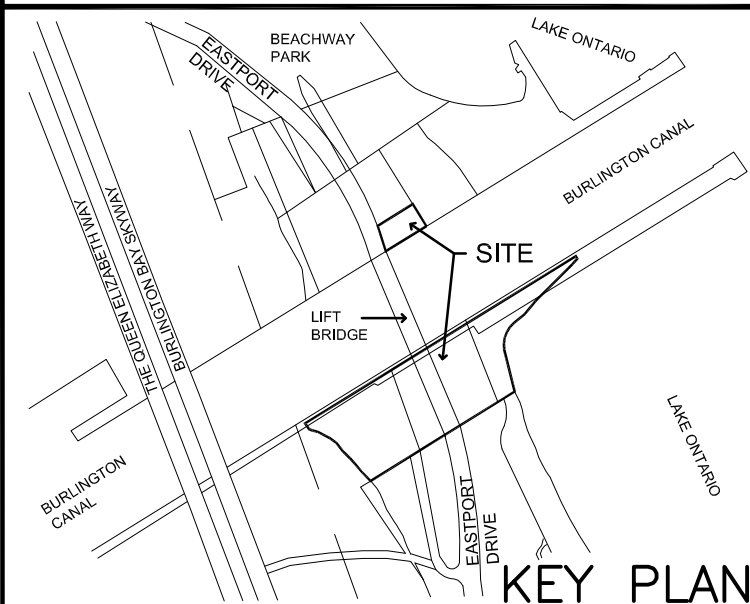
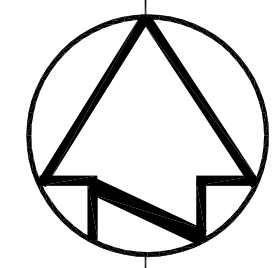
approved by  
approuvé par **RY**

bid  
soumission **AK** project manager  
administrateur de projets

project date  
date du projet **2018/03/09**

project no.  
no. du projet **R.089504.050**

drawing no.  
dessiné no. **A-03**



Consultant:

**MORRISON HERSHFIELD**

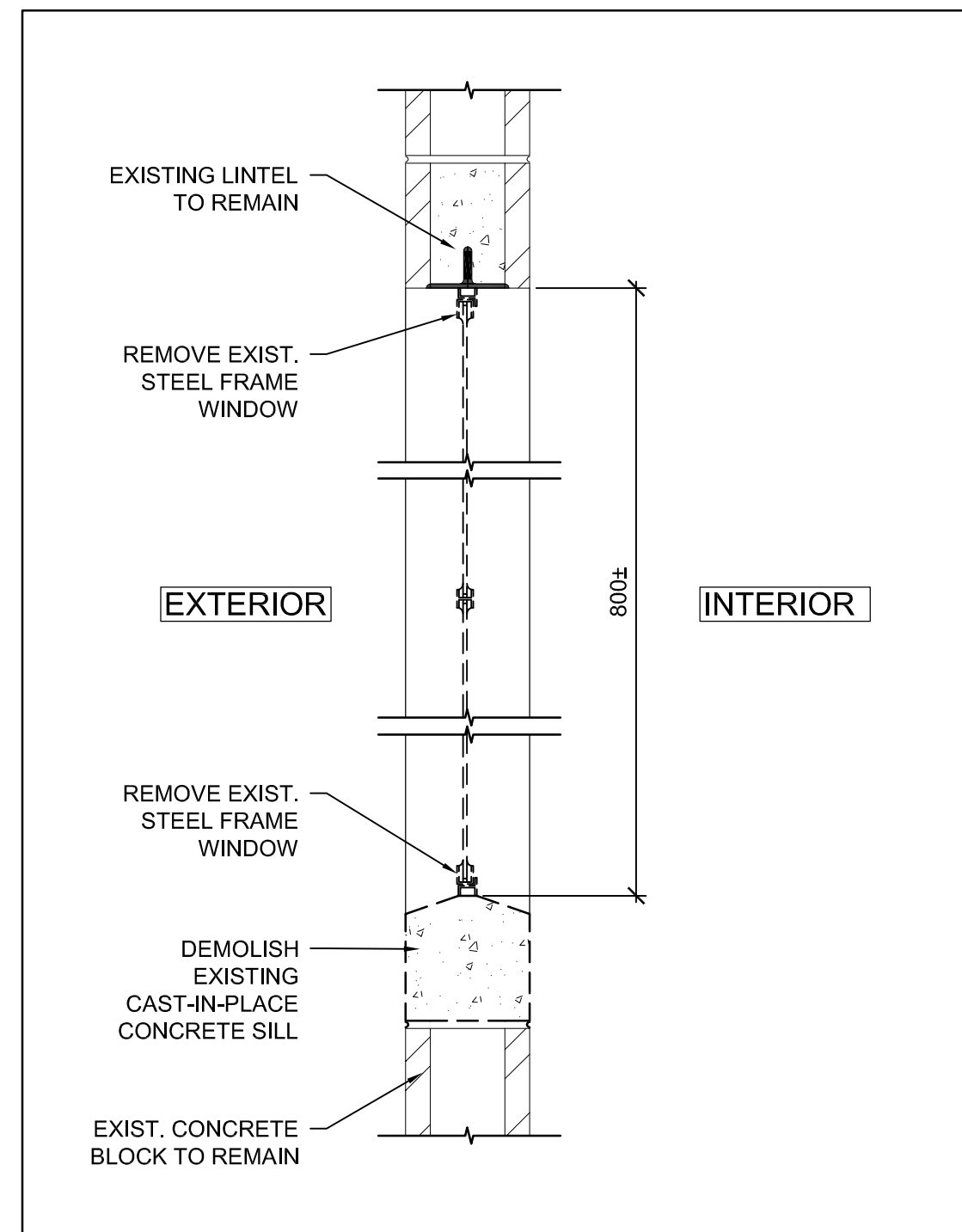
Suite 300 – 125 Commerce Valley Drive W  
Markham, Ontario L3T 7W4  
Tel: 416-499-3110 Fax: 416-499-9658

**GENERAL NOTES:**

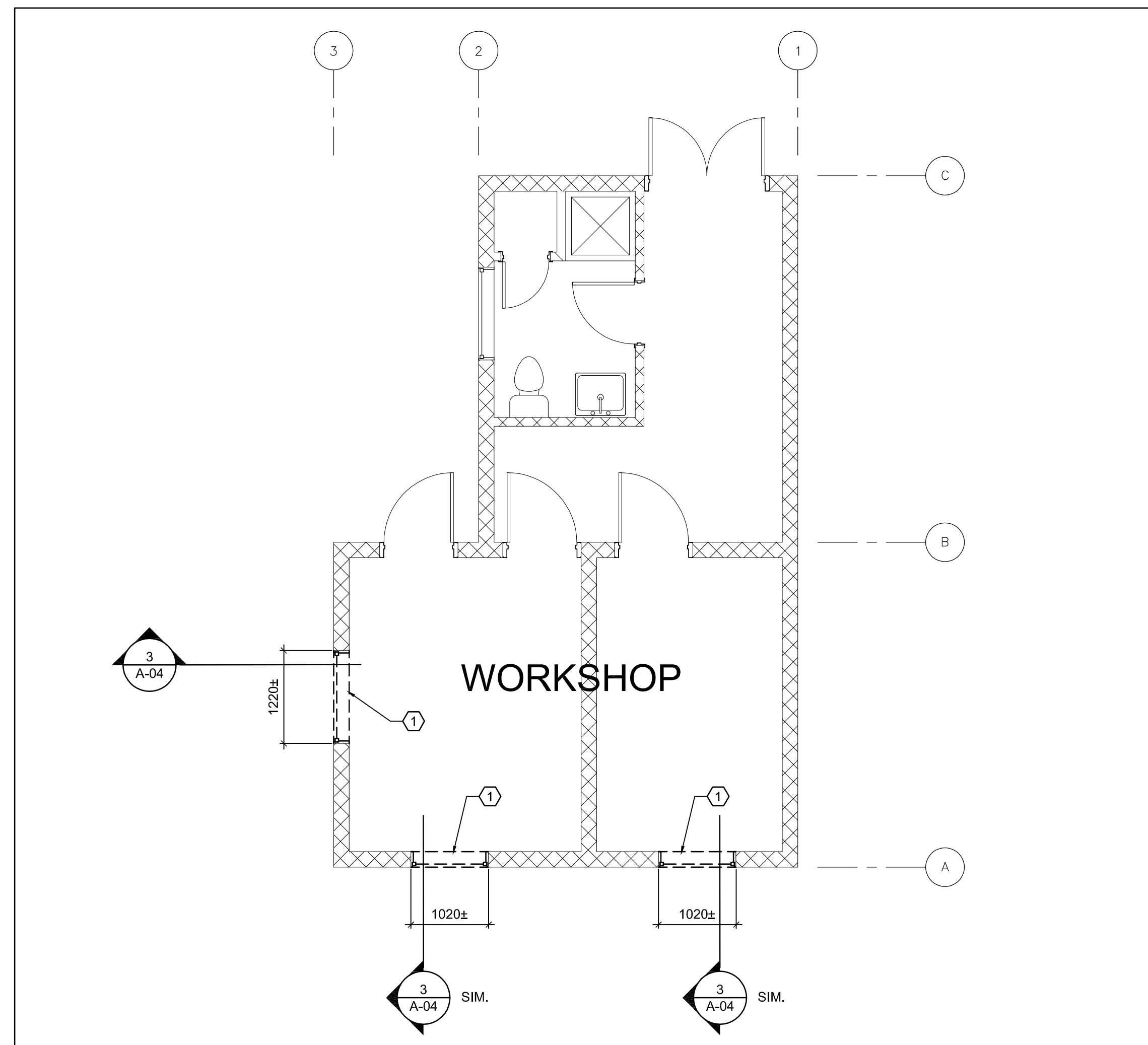
00.0 REFERS TO EXIST. 2ND FLOOR FINISH ELEVATION FOR THE CONTROL BUILDING.

**DEMOLITION NOTES:**

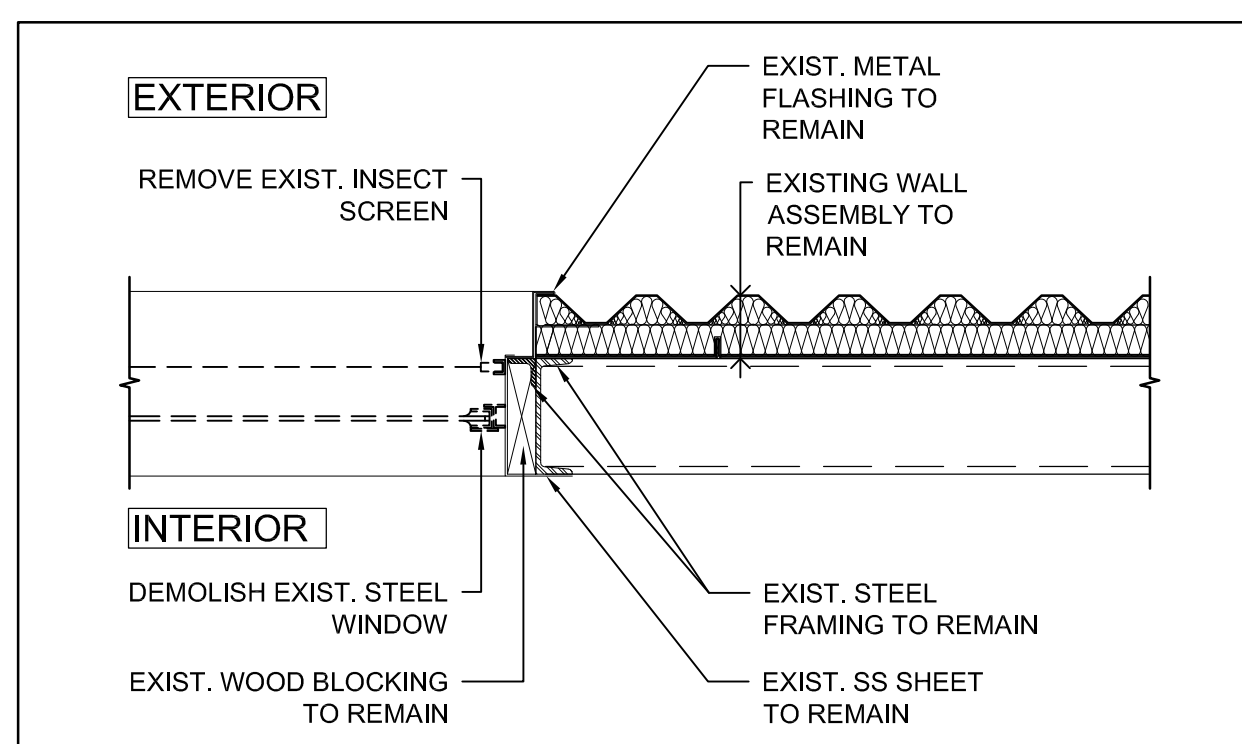
- ① DEMOLISH EXIST. STEEL WINDOWS C/W FRAMES, INSECT SCREENS & ALL ASSOCIATED ATTACHMENTS.
- ② REMOVE EXIST. LOUVRE AND STORE FOR RE-INSTALLATION AT THE SAME LOCATION.
- ③ REMOVE EXHAUST FAN AND STORE FOR RE-INSTALLATION AT THE SAME LOCATION. DEMOLISH EXIST. STEEL FRAMING & METAL INFILL PANEL.



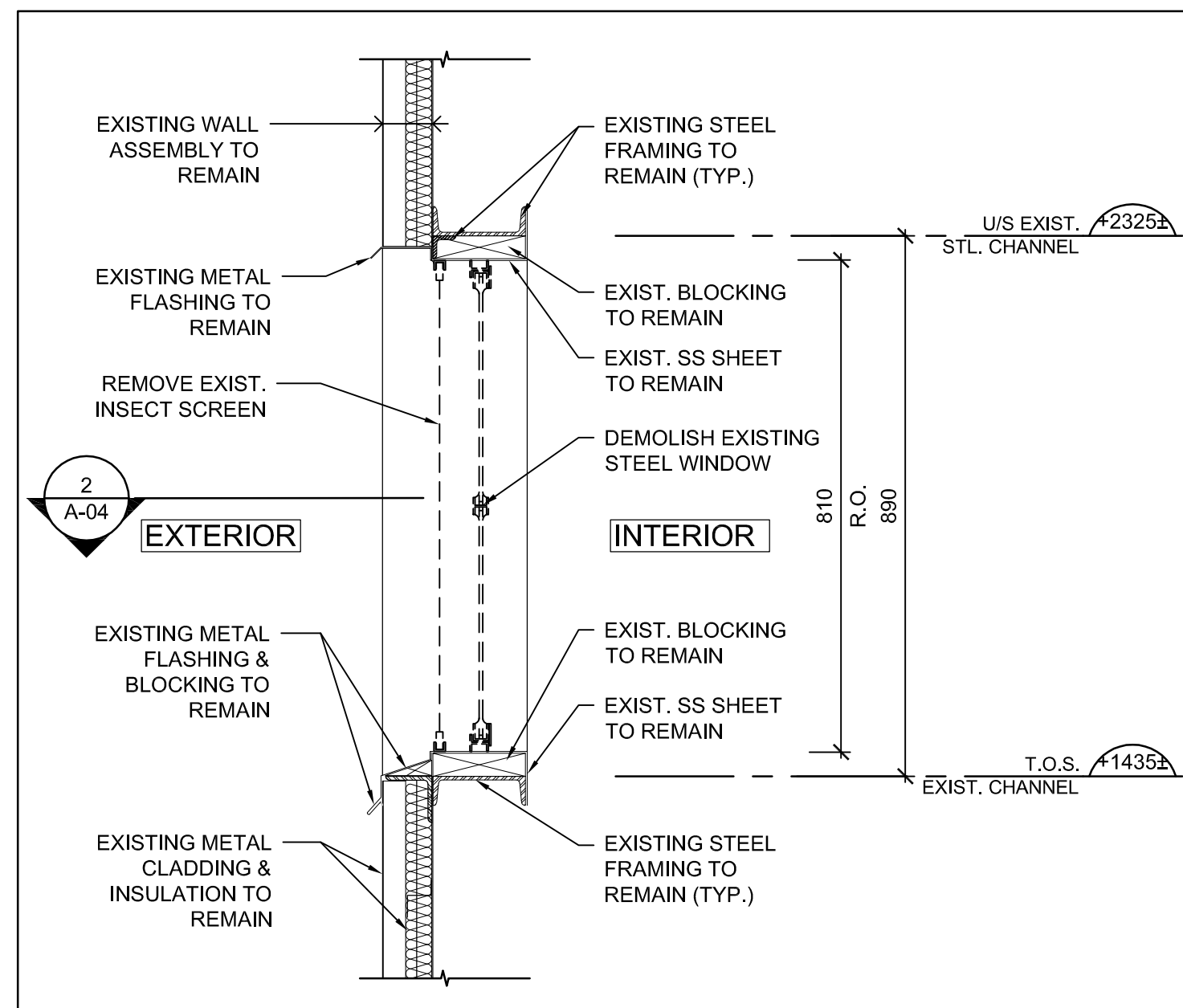
3 SECTION - TYP. WORKSHOP/ CHANGEROOM WINDOW  
A-04 1:10 0 0.1m 0.5m 1m



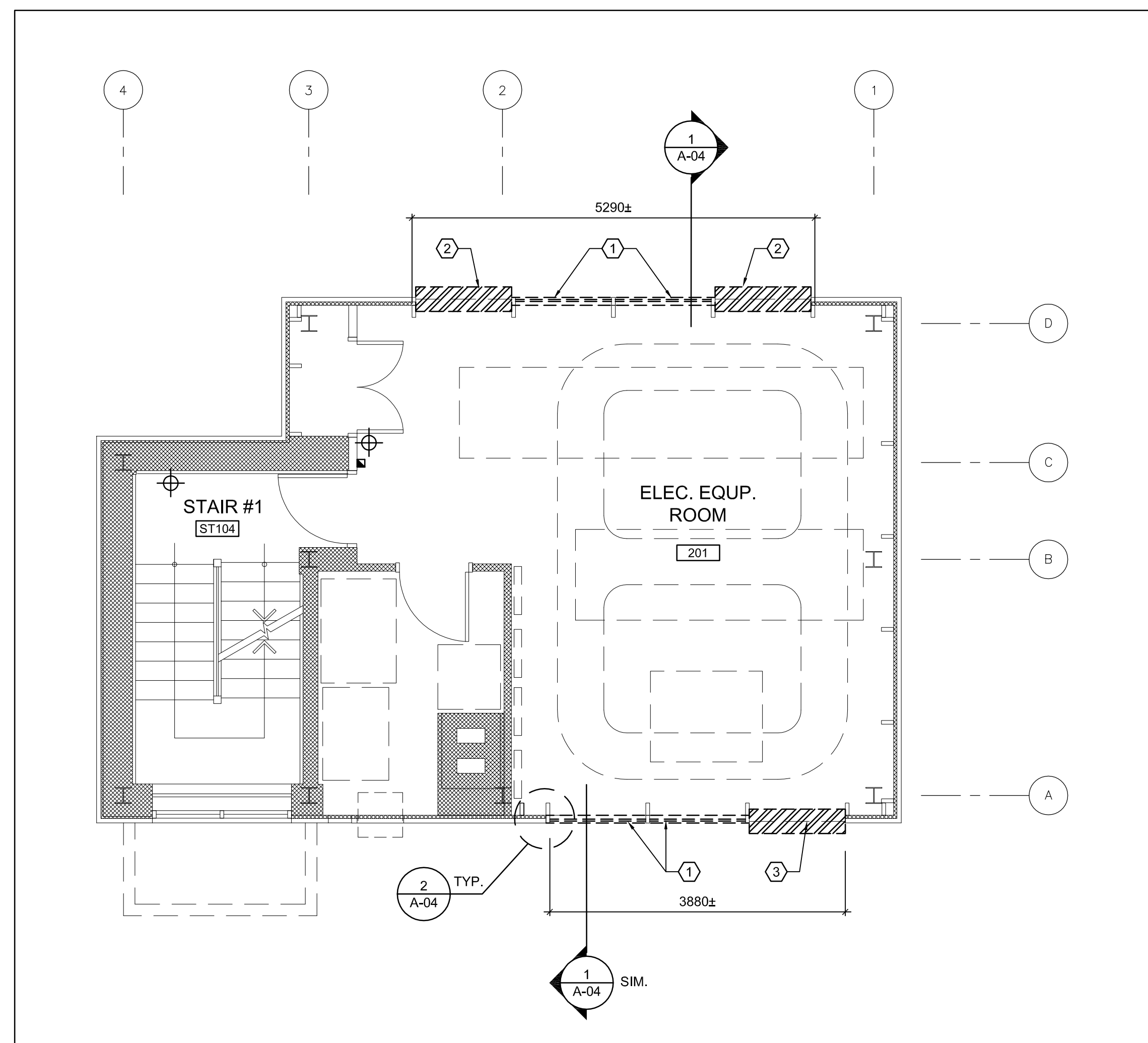
B WORKSHOP/CHANGEROOM - DEMOLITION PLAN  
A-04 1:50 0 1m 5m



2 PLAN - TYP. CONTROL BUILDING WINDOW REMOVAL  
A-04 1:10 0 0.1m 0.5m 1m



1 SECTION - TYP. CONTROL BUILDING WINDOW REMOVAL  
A-04 1:10 0 0.1m 0.5m 1m



A 2nd FLOOR - WINDOW DEMOLITION PLAN  
A-04 1:50 0 1m 5m

revision	description	date
3	ISSUED FOR TENDER	2018/10/04
2	ISSUED FOR 100% DESIGN REVIEW	2017/03/09
1	ISSUED FOR 99% DESIGN REVIEW	2016/10/21

Do not scale drawings.  
Verify all dimensions and conditions on site and immediately notify the Departmental Representative of all discrepancies.

A	Detail No.
B	No. du détail
C	drawing no. – where detail required dessin no. – où détail exigé
	drawing no. – where detailed dessin no. – où détaillé

project title  
titre du projet  
**BURLINGTON CANAL LIFT BRIDGE (BCLB)**  
1157 BEACH BOULEVARD

**TOWER WINDOWS REPLACEMENT**

drawing title  
titre du dessin  
**CONTROL BUILDING & WORKSHOP – DEMOLITION PLAN & SECTION**

drawn by  
dessiné par  
BP

designed by  
conc par  
AH

approved by  
approuvé par  
RY

bid  
soumission  
AK

project manager  
administrateur de projets

project date  
date du projet  
2018/03/09

project no.  
no. du projet  
R.089504.050

drawing no.  
dessiné no.  
A-04

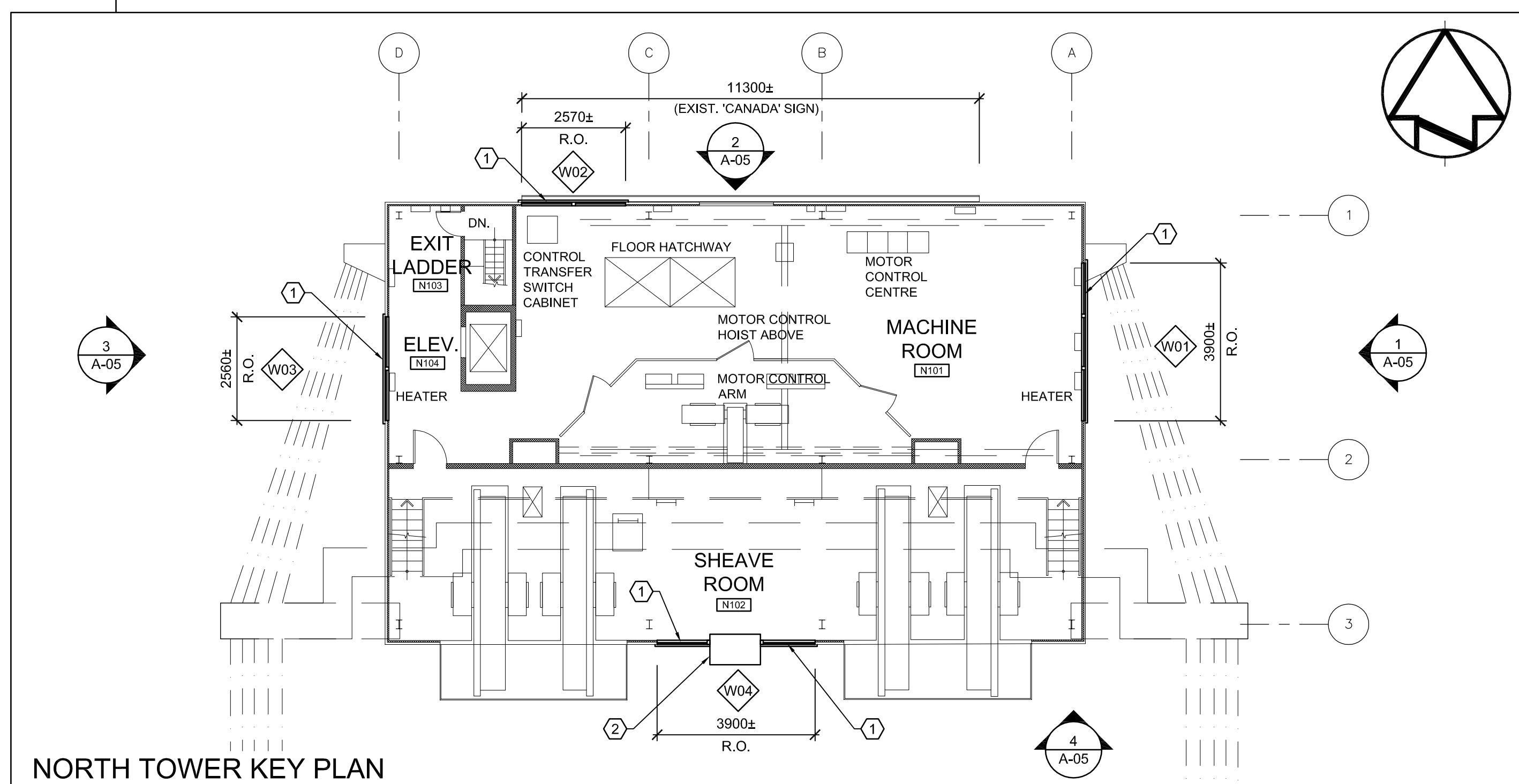


## GENERAL NOTES:

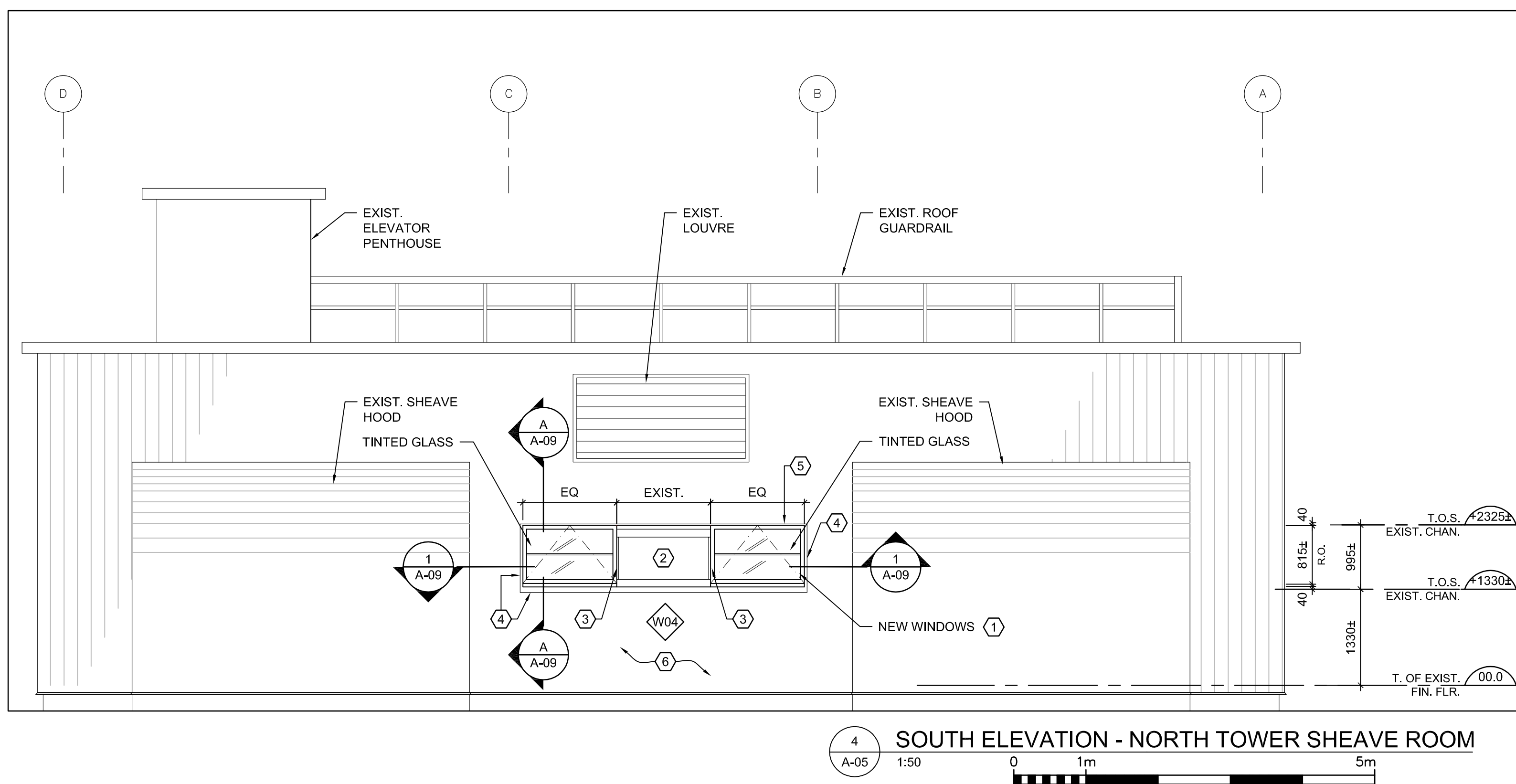
00.0 REFERS TO INSIDE FINISH FLOOR ELEVATION = 49963± ABOVE TOP OF ROAD.

## CONSTRUCTION NOTES:

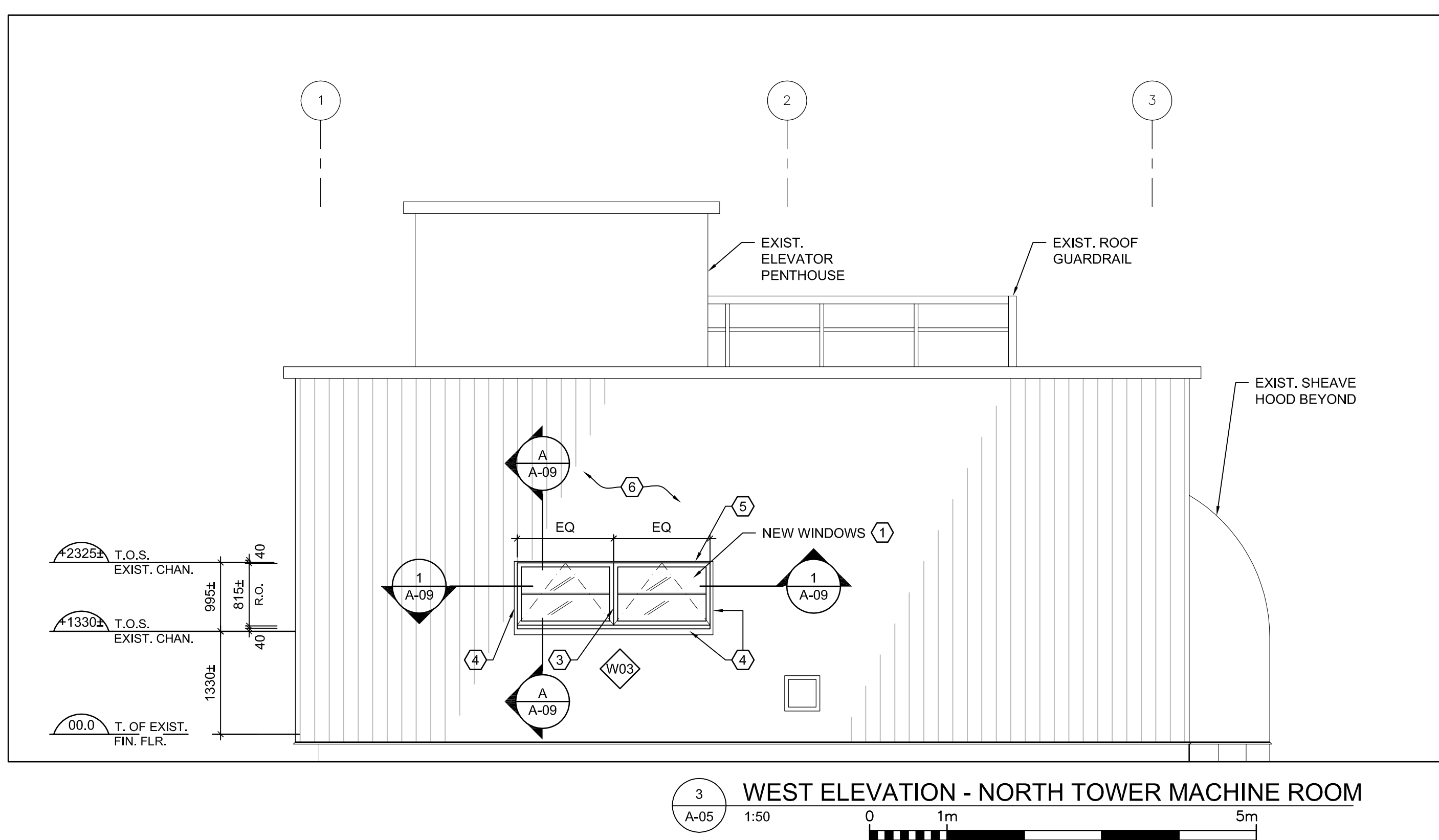
- 1 NEW STAINLESS STEEL WINDOWS, OPENING OUT C/W FRAME, MUNTINS, INSECT SCREEN & HARDWARE. NEW WINDOWS ARE DESIGNED TO MATCH THE EXISTING WINDOW OPERATION.
- 2 SIZE WINDOW OPENING TO RECEIVE EXISTING FALCON NEST BOX & NEW EQUAL SIZED WINDOW UNITS WITHIN REMAINING SPACE. REFER TO DETAIL 3/A-09 FOR JAMB DETAILS. ENSURE ALL ELEC. SERVICES & CAMERA EQUIPMENT IS INSTALLED PER EXISTING SPECS. PROVIDE ADDITIONAL WINDOW UNIT FOR FUTURE REPLACEMENT / INSTALLATION. ENSURE TINTED GLAZING UNITS FOR ONLY SOUTH WINDOWS.
- 3 NEW STAINLESS STEEL MULLION FOR CONNECTION OF INDIVIDUAL WINDOW UNITS. REFER TO DETAIL 2/A-09 FOR TYPICAL CONNECTION DETAILS.
- 4 NEW PRE-FINISHED AL. FLASHING C/W DRIP EDGE; MATCH COLOUR WITH EXISTING ADJACENT METAL CLADDING.
- 5 EXISTING METAL FLASHING TO REMAIN.
- 6 EXISTING METAL CLADDING TO REMAIN.
- 7 EXISTING 'CANADA' WORDMARK TO REMAIN DURING DEMOLITION & CONSTRUCTION STAGES.



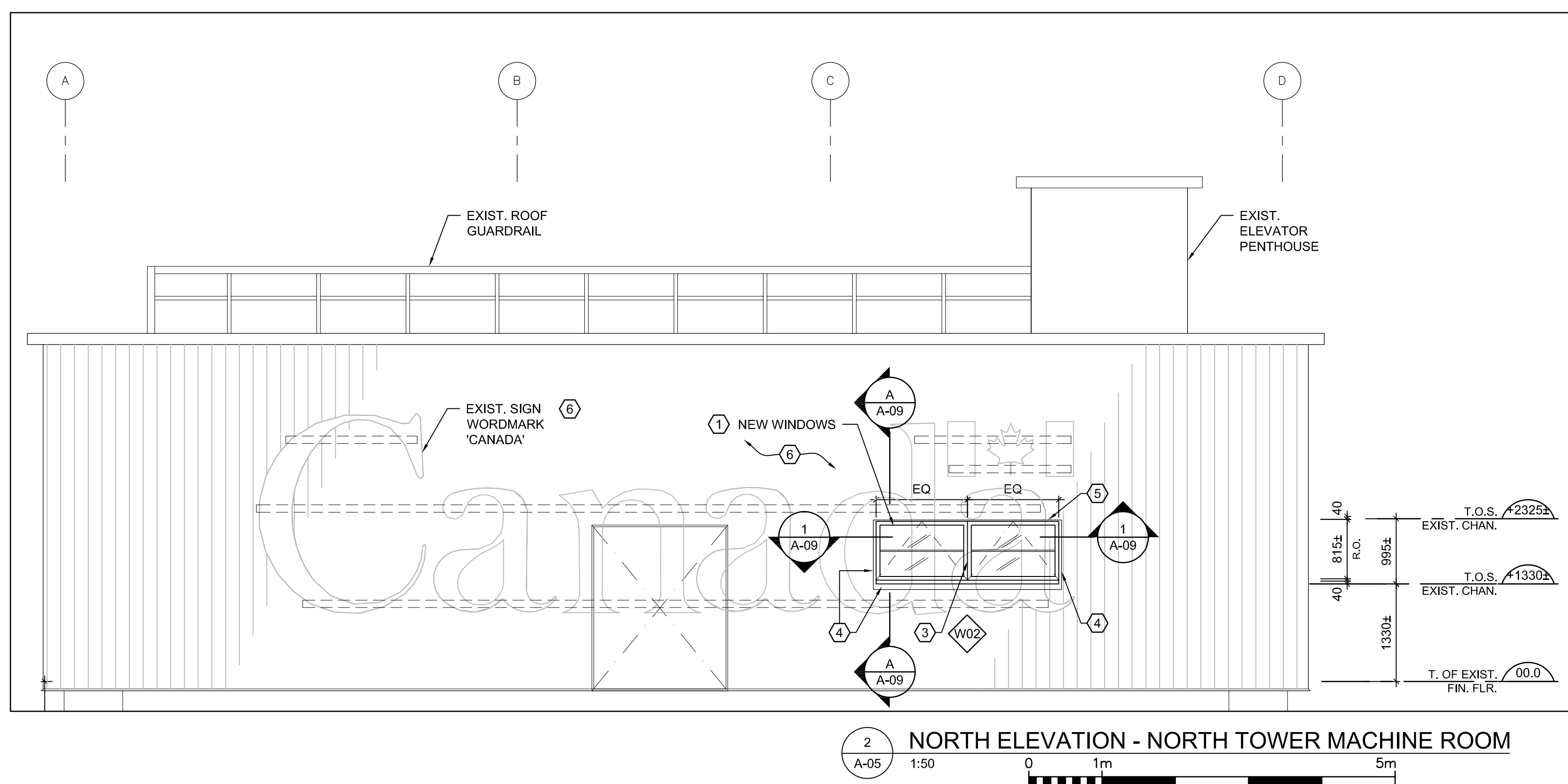
NORTH TOWER KEY PLAN



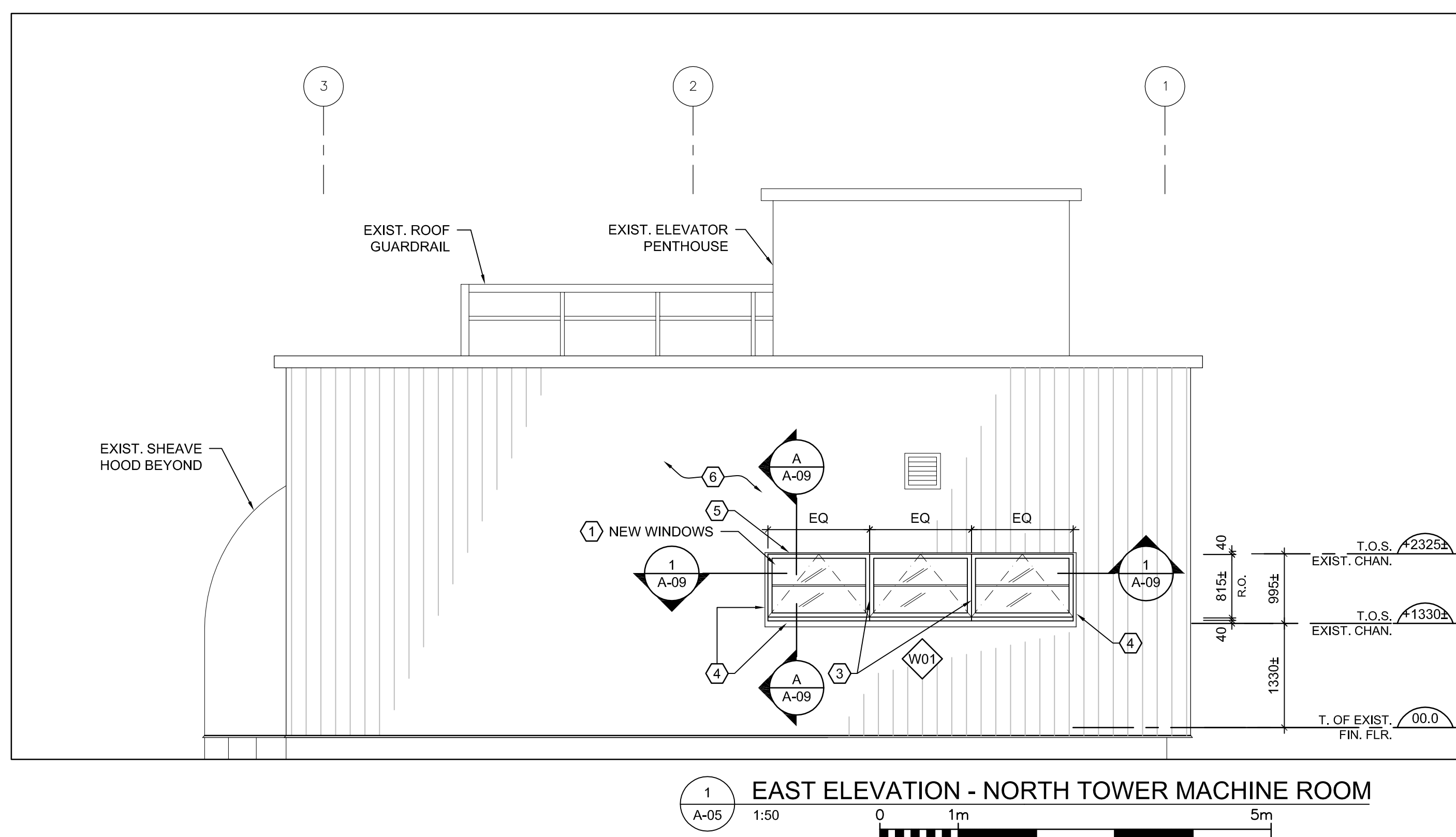
SOUTH ELEVATION - NORTH TOWER SHEAVE ROOM



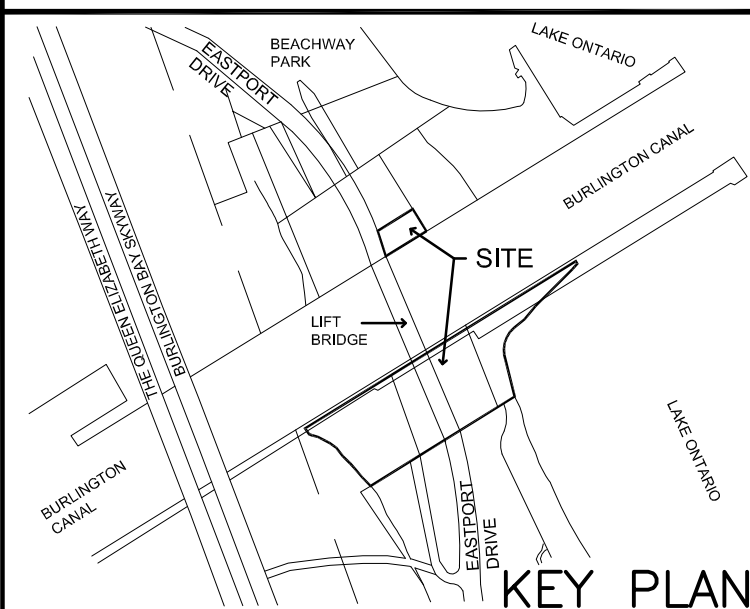
WEST ELEVATION - NORTH TOWER MACHINE ROOM



NORTH ELEVATION - NORTH TOWER MACHINE ROOM



EAST ELEVATION - NORTH TOWER MACHINE ROOM



KEY PLAN

Consultant:

**MORRISON HERSHFIELD**

Suite 300 - 125 Commerce Valley Drive W  
Markham, Ontario L3T 7W4  
Tel: 416-499-3110 Fax: 416-499-9658

revision	description	date
3	ISSUED FOR TENDER	2018/10/04
2	ISSUED FOR 100% DESIGN REVIEW	2017/03/09
1	ISSUED FOR 99% DESIGN REVIEW	2016/10/21

Do not scale drawings.  
Verify all dimensions and conditions on site and immediately  
notify the Departmental Representative of all discrepancies.

A	Detail No.
B	No. du détail
C	drawing no. - where detail required dessin no. - où détail exigé
	drawing no. - where detailed dessin no. - où détaillé

project title  
titre du projet  
**BURLINGTON** ONTARIO  
**BURLINGTON CANAL LIFT BRIDGE (BCLB)**  
1157 BEACH BOULEVARD

## TOWER WINDOWS REPLACEMENT

drawing title  
titre du dessin  
**NORTH TOWER**  
**EXTERIOR ELEVATIONS -**  
**NEW WORKS**

drawn by  
dessiné par **BP**

designed by  
conçu par **AH**

approved by  
approuvé par **RY**

bid  
soumission **AK** project manager  
administrateur  
de projets

project date  
date du projet **2018/03/09**

project no.  
no. du projet **R.089504.050**

drawing no.  
dessiné no. **A-05**

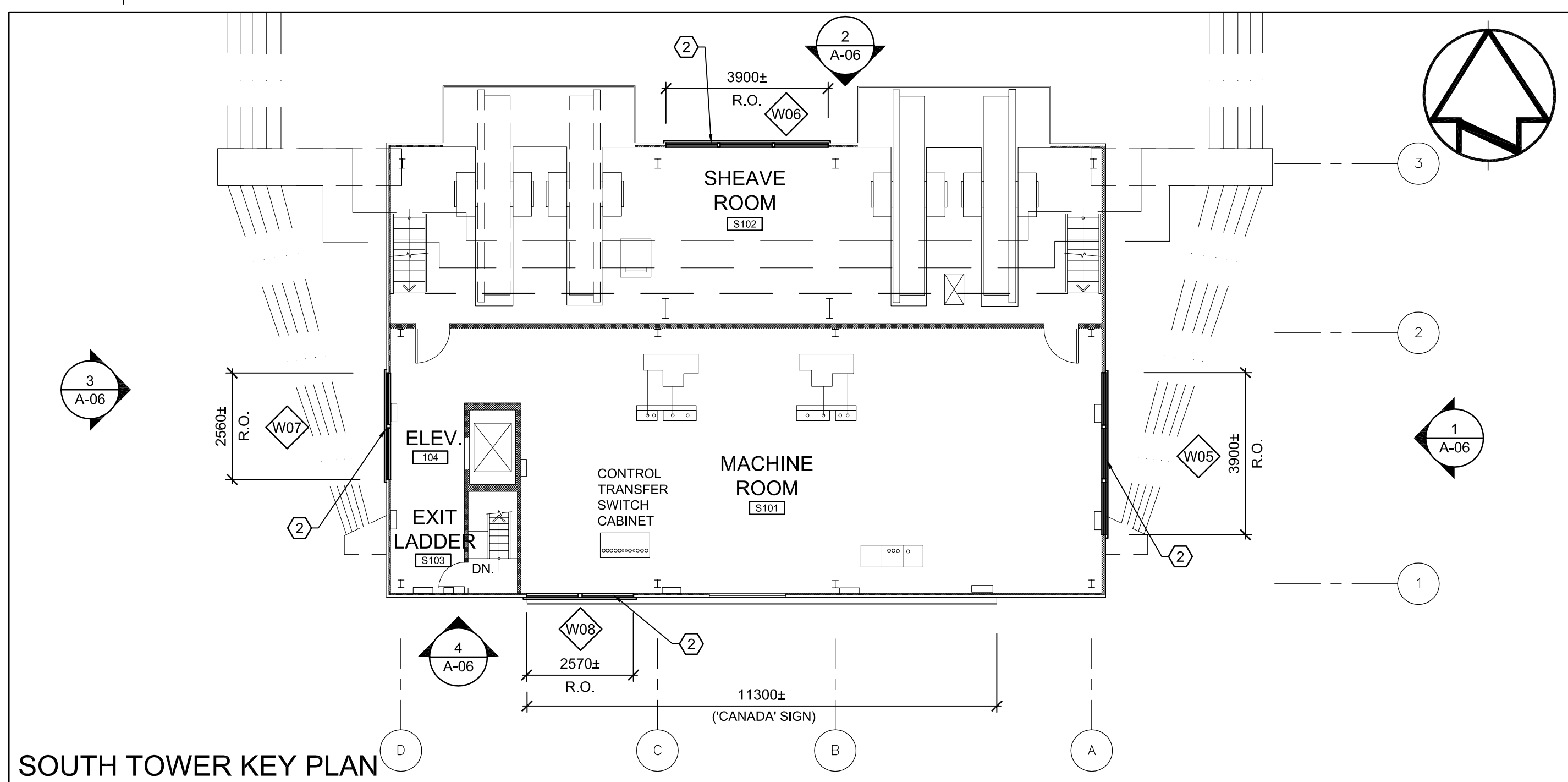


## GENERAL NOTES:

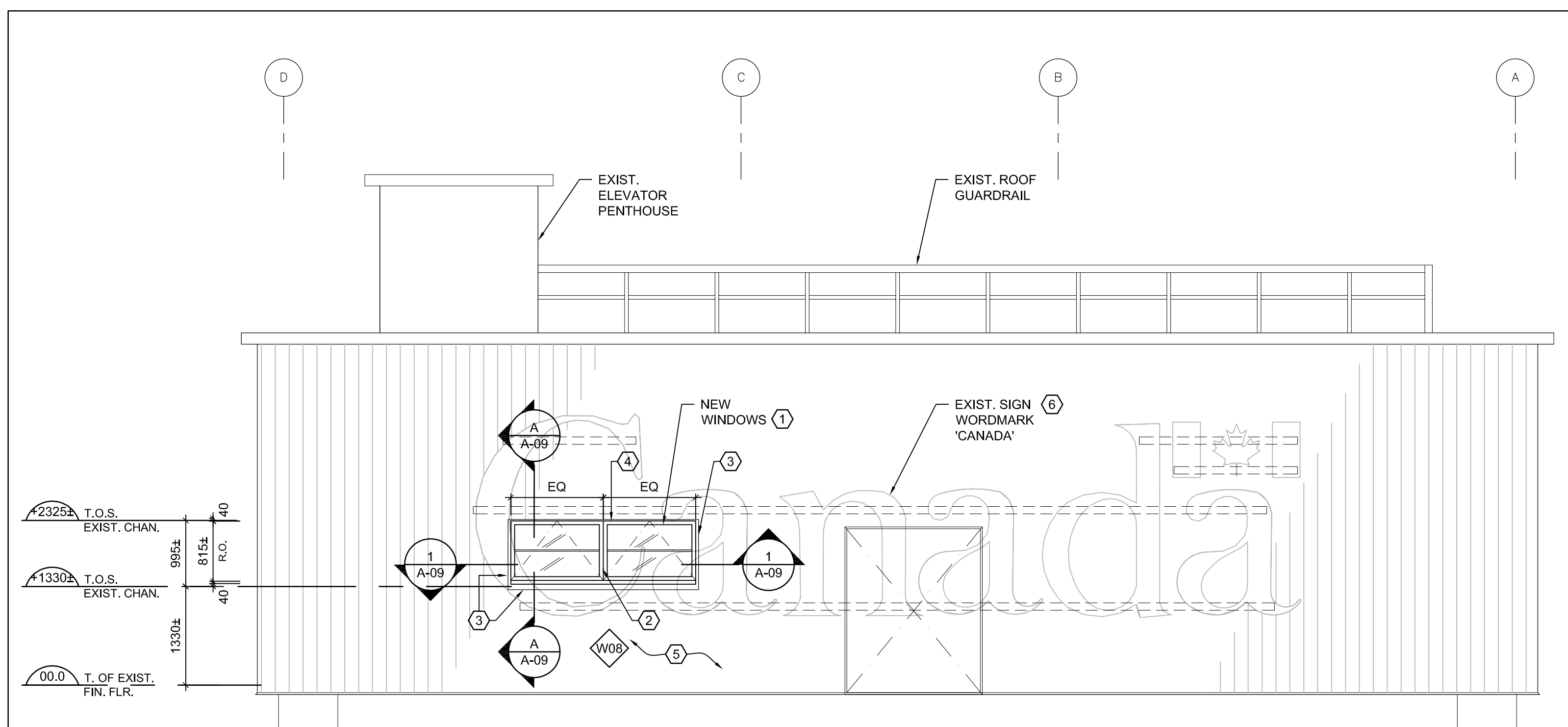
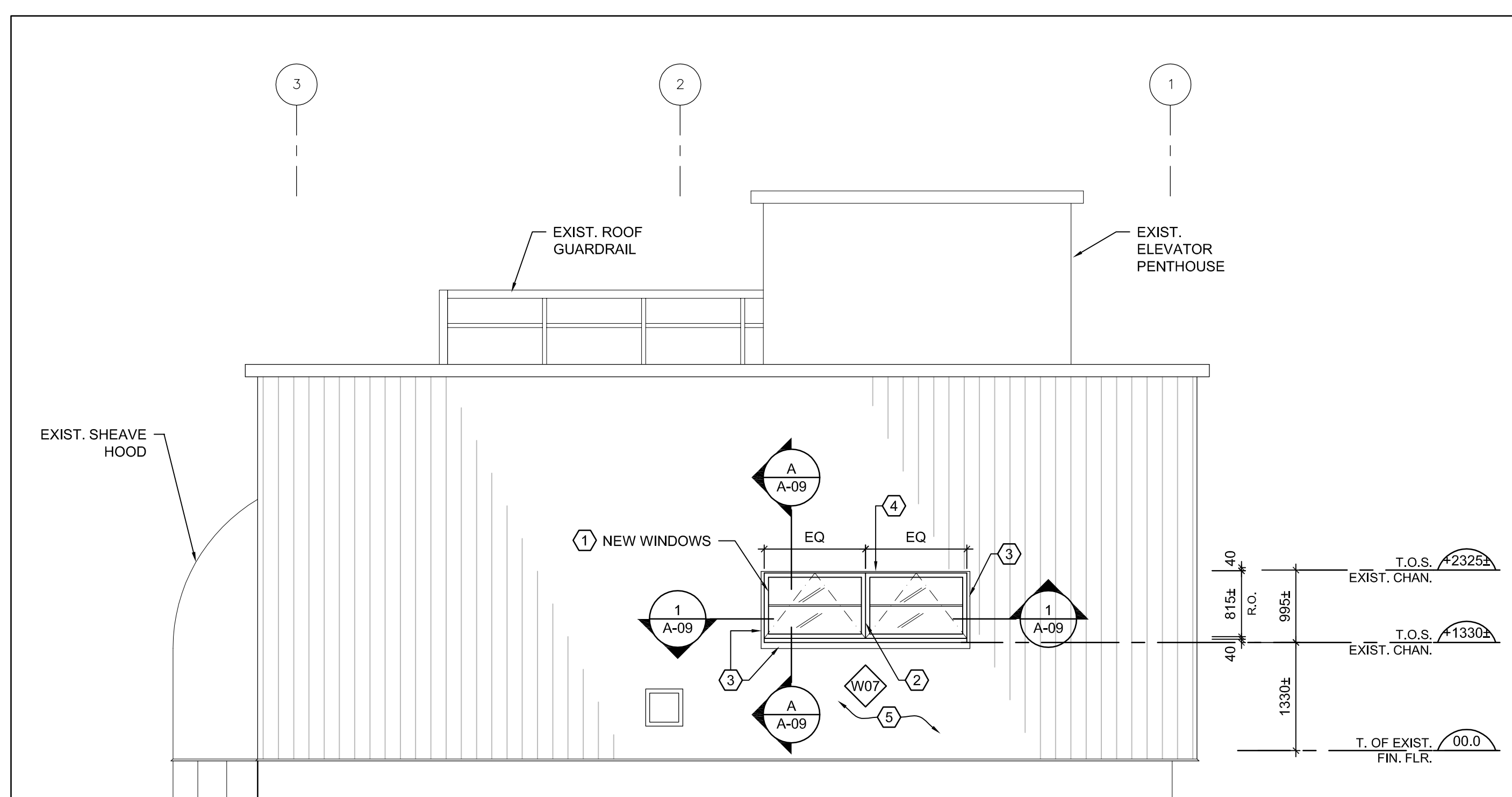
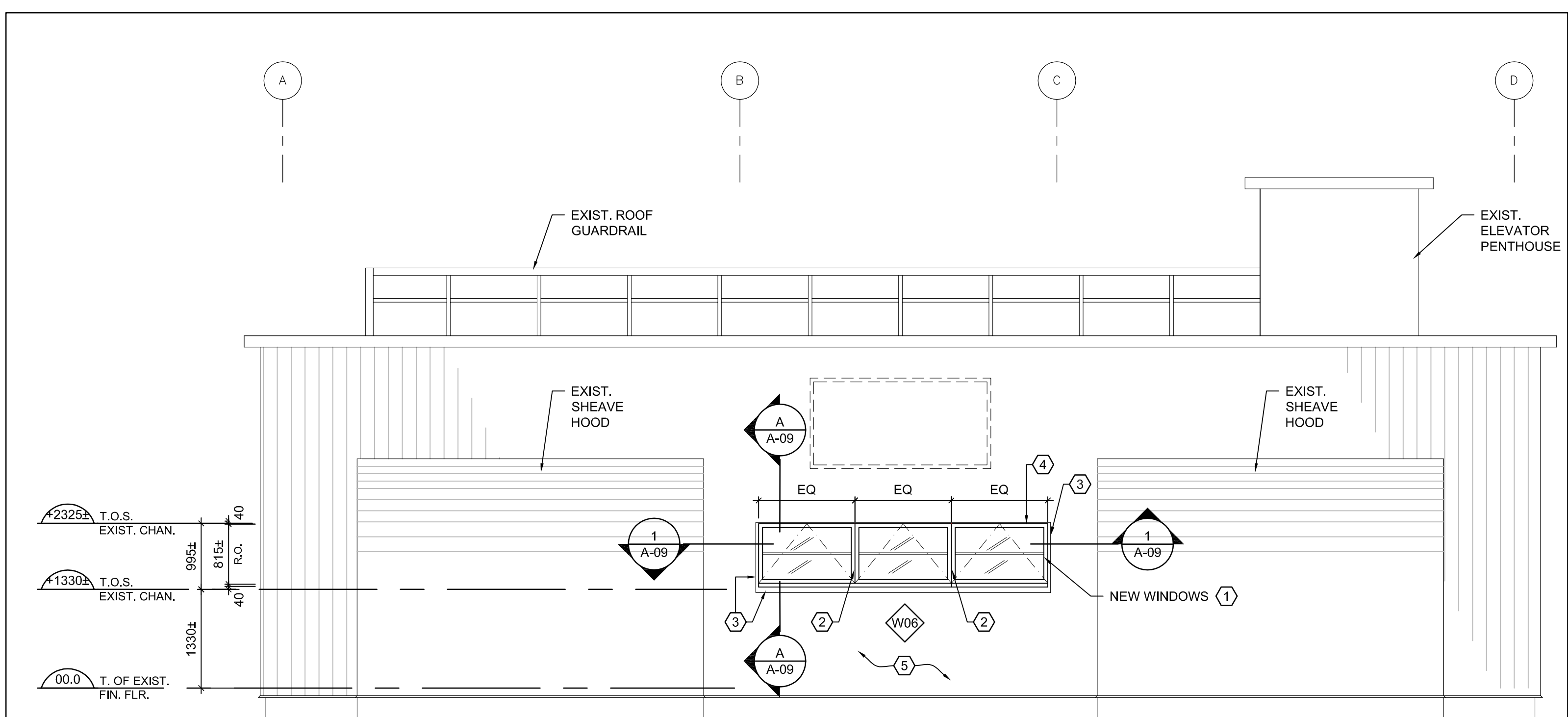
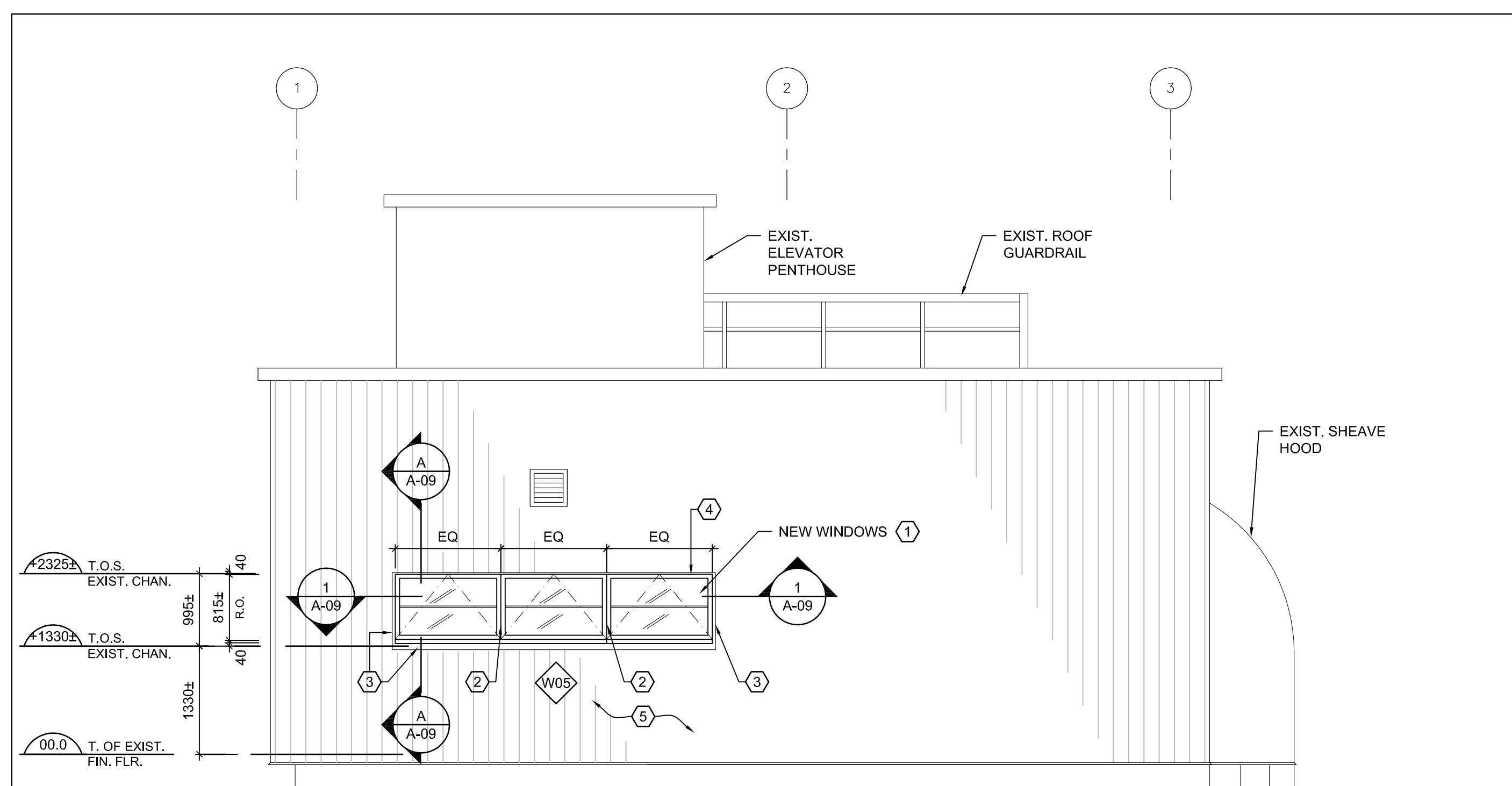
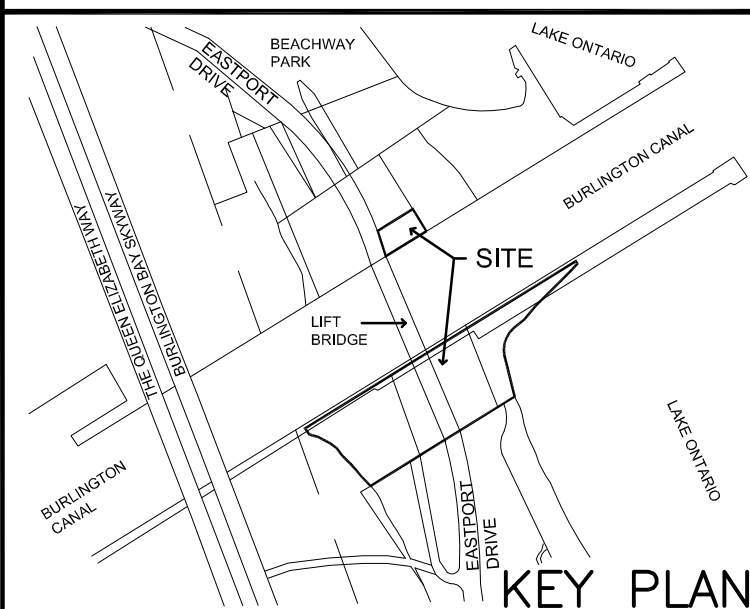
00.0 REFERS TO INSIDE FINISH FLOOR ELEVATION = 49963± ABOVE TOP OF ROAD.

## CONSTRUCTION NOTES:

- ① NEW STAINLESS STEEL WINDOWS, OPENING OUT C/W FRAME, MUNTINS, INSECT SCREEN & HARDWARE. NEW WINDOWS ARE DESIGNED TO MATCH THE EXISTING WINDOW OPERATION.
- ② NEW STAINLESS STEEL MULLION FOR CONNECTION OF INDIVIDUAL WINDOW UNITS. REFER TO DETAIL 2/A-09 FOR TYPICAL CONNECTION DETAILS.
- ③ NEW PRE-FINISHED AL. FLASHING C/W DRIP EDGE, MATCH COLOUR WITH EXISTING ADJACENT METAL CLADDING.
- ④ EXISTING METAL FLASHING TO REMAIN.
- ⑤ EXISTING METAL CLADDING TO REMAIN.
- ⑥ EXISTING 'CANADA' WORDMARK TO REMAIN DURING DEMOLITION & CONSTRUCTION STAGES.



SOUTH TOWER KEY PLAN

4 SOUTH ELEVATION - SOUTH TOWER MACHINE ROOM  
A-06 1:50 0 1m 5m3 WEST ELEVATION - SOUTH TOWER MACHINE ROOM  
A-06 1:50 0 1m 5m2 NORTH ELEVATION - SOUTH TOWER SHEAVE ROOM  
A-06 1:50 0 1m 5m1 EAST ELEVATION - SOUTH TOWER MACHINE ROOM  
A-06 1:50 0 1m 5m

KEY PLAN

Consultant:

**MORRISON HERSHFIELD**

Suite 300 - 125 Commerce Valley Drive W  
Markham, Ontario L3T 7W4  
Tel: 416-499-3110 Fax: 416-499-9658

revision	description	date
3	ISSUED FOR TENDER	2018/10/04
2	ISSUED FOR 100% DESIGN REVIEW	2017/03/09
1	ISSUED FOR 99% DESIGN REVIEW	2016/10/21

Do not scale drawings.  
Verify all dimensions and conditions on site and immediately  
notify the Departmental Representative of all discrepancies.

A	Detail No. No. du détail
B	drawing no. - where detail required dessin no. - où détail exigé
C	drawing no. - where detailed dessin no. - où détaillé

project title  
titre du projet  
**BURLINGTON** ONTARIO  
**BURLINGTON CANAL LIFT BRIDGE (BCLB)**  
1157 BEACH BOULEVARD

## TOWER WINDOWS REPLACEMENT

drawing title  
titre du dessin  
**SOUTH TOWER  
EXTERIOR ELEVATIONS -  
NEW WORKS**

drawn by  
dessiné par **BP**

designed by  
conçu par **AH**

approved by  
approuvé par **RY**

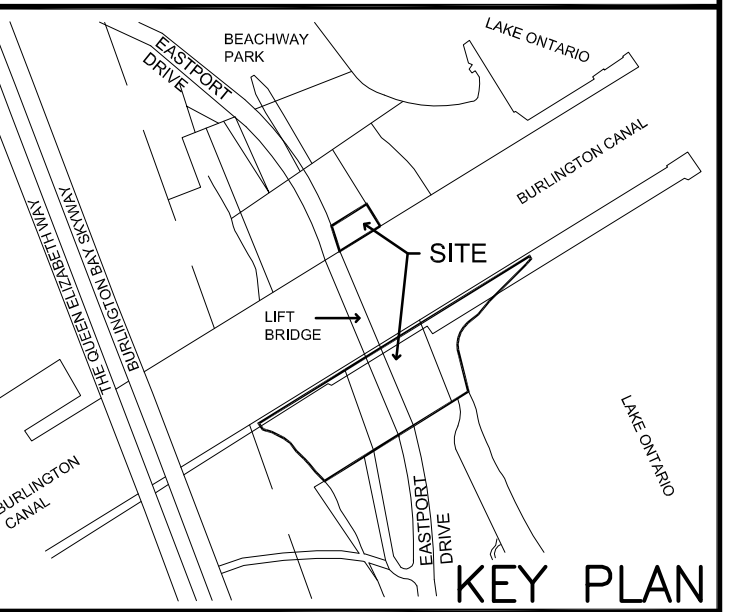
bid  
soumission **AK** project manager  
administrateur  
de projets

project date  
date du projet **2018/03/09**

project no.  
no. du projet **R.089504.050**

drawing no.  
dessiné no. **A-06**

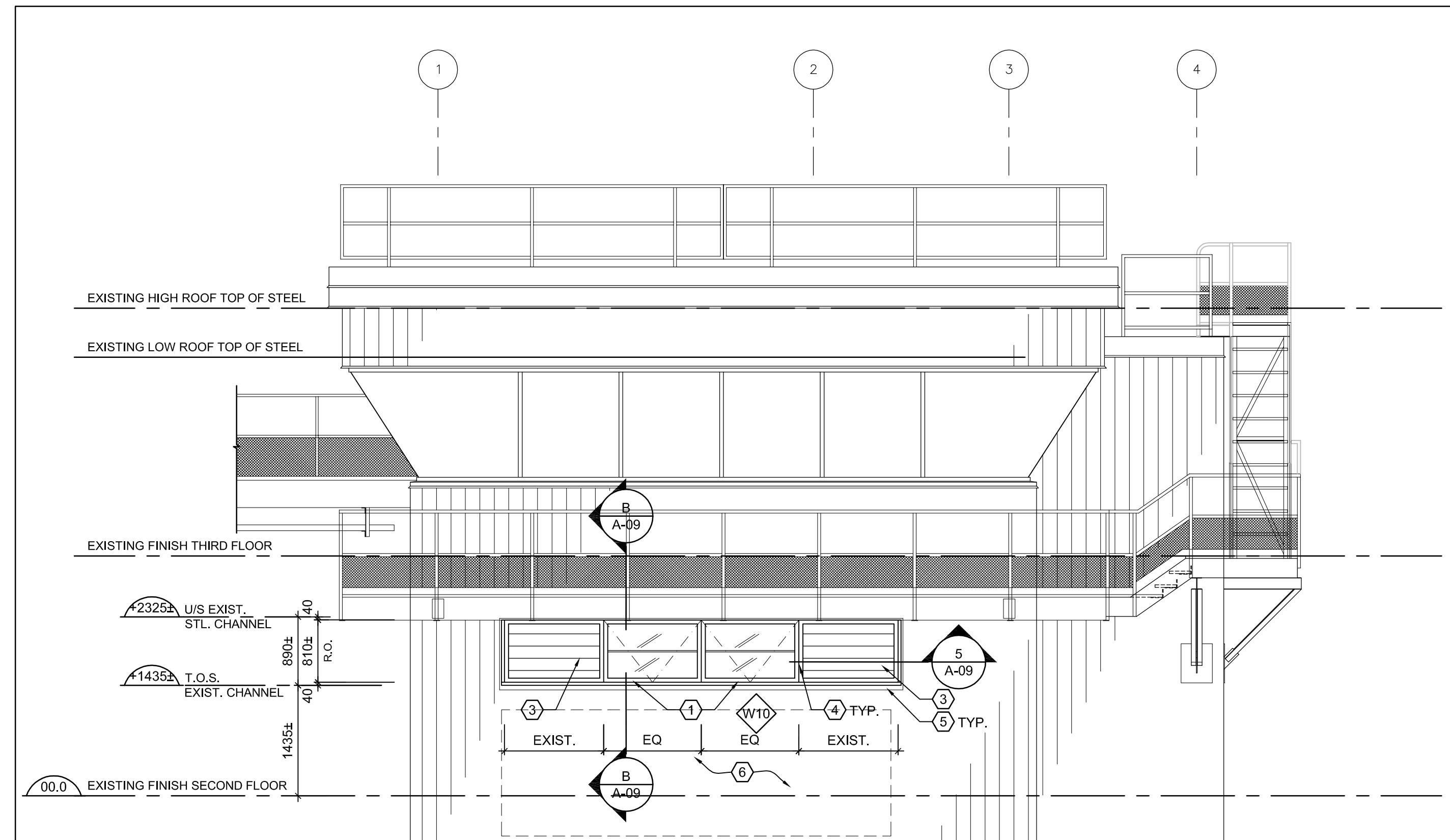




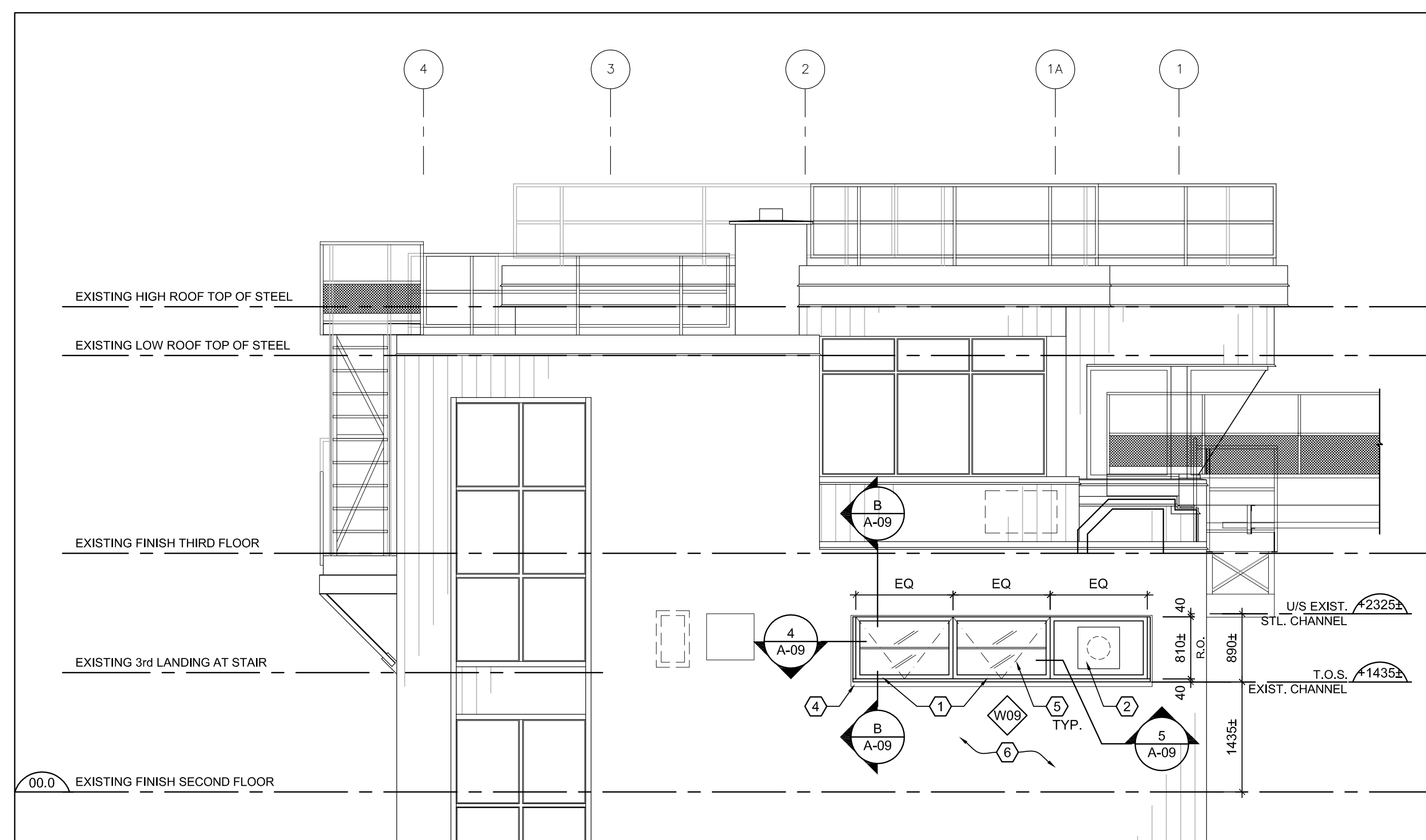
Consultant:



Suite 300 – 125 Commerce Valley Drive W  
Markham, Ontario L3T 7W4  
Tel: 416-499-3110 Fax: 416-499-9658



2 NORTH ELEVATION - CONTROL BUILDING  
A-07 1:50 0 1m 5m



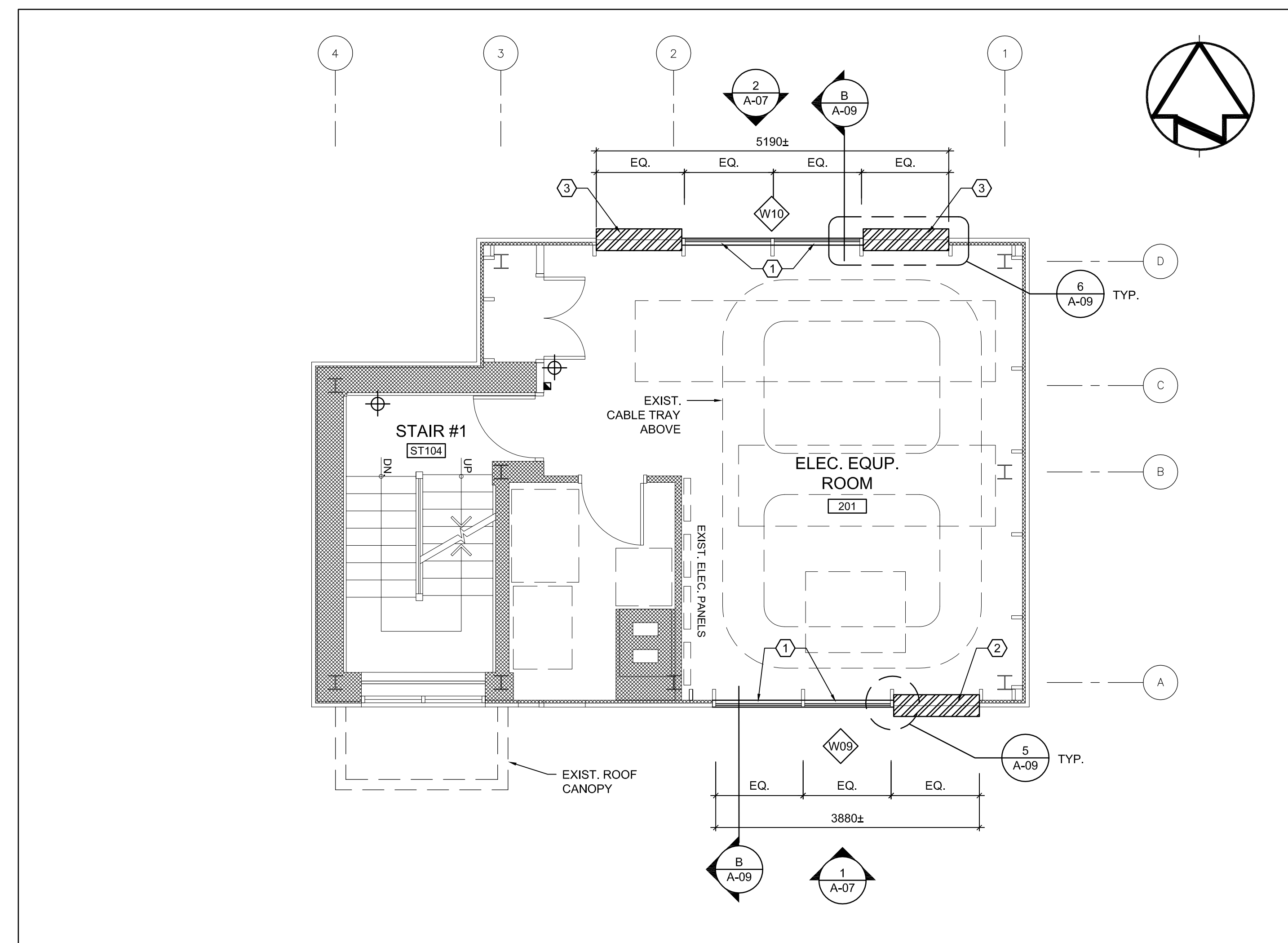
1 SOUTH ELEVATION - CONTROL BUILDING  
A-07 1:50 0 1m 5m

## GENERAL NOTES:

00.0 REFERS TO EXISTING SECOND FLOOR FINISH ELEVATION.

## CONSTRUCTION NOTES:

- 1 NEW STAINLESS STEEL WINDOWS, OPENING IN C/W FRAME, MUNTINS, INSECT SCREEN & HARDWARE.
- 2 RE-INSTALLED EXISTING FAN C/W NEW INFILL METAL PANEL REFER TO DETAIL 5/A-09.
- 3 RE-INSTALLED EXISTING LOUVRE. REFER TO DETAIL 6/A-09 FOR LOUVRE & WINDOW JAMB DETAIL.
- 4 NEW STAINLESS STEEL MULLION FOR CONNECTION OF INDIVIDUAL WINDOW UNITS. REFER TO DETAIL 2/A-09 FOR TYPICAL CONNECTION DETAILS.
- 5 EXISTING METAL FLASHING TO REMAIN.
- 6 EXISTING METAL CLADDING TO REMAIN.



A SECOND FLOOR PLAN: CONTROL BUILDING - NEW WORKS  
A-07 1:50 0 1m 5m

3	ISSUED FOR TENDER	2018/10/04
2	ISSUED FOR 100% DESIGN REVIEW	2017/03/09
1	ISSUED FOR 99% DESIGN REVIEW	2016/10/21
revision	description	date

Do not scale drawings.  
Verify all dimensions and conditions on site and immediately notify the Departmental Representative of all discrepancies.

A	Detail No.
B	No. du détail
C	drawing no. – where detail required dessin no. – où détail exigé
	drawing no. – where detailed dessin no. – où détaillé

project title  
titre du projet  
**BURLINGTON ONTARIO**  
**BURLINGTON CANAL LIFT BRIDGE (BCLB)**  
**1157 BEACH BOULEVARD**

## TOWER WINDOWS REPLACEMENT

drawing title  
titre du dessinCONTROL BUILDING –  
NEW WORKS

drawn by  
dessiné par BP

designed by  
conc par AH

approved by  
approuvé par RY

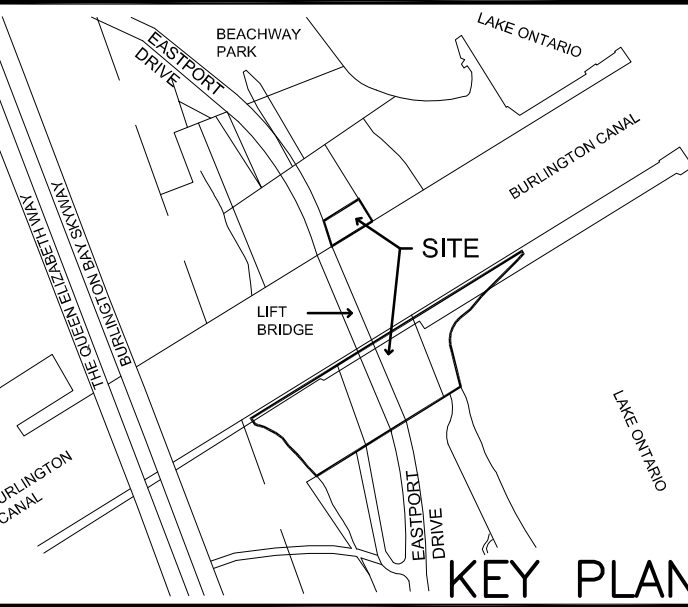
bid  
soumission AK project manager  
administrateur de projets

project date  
date du projet 2018/03/09

project no.  
no. du projet R.089504.050

drawing no.  
dessiné no. A-07





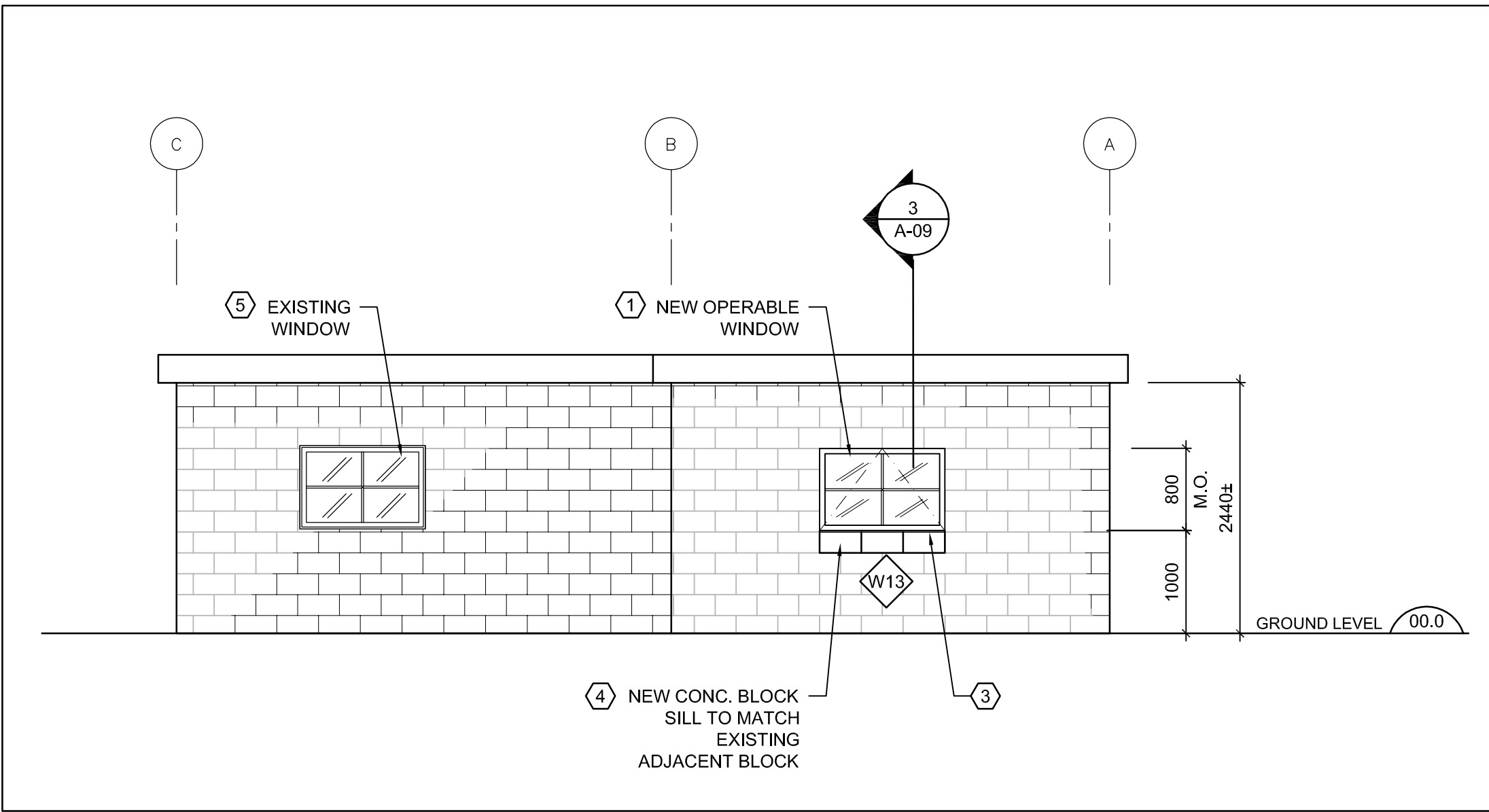
Consultant:

 **MORRISON HERSHFIELD**

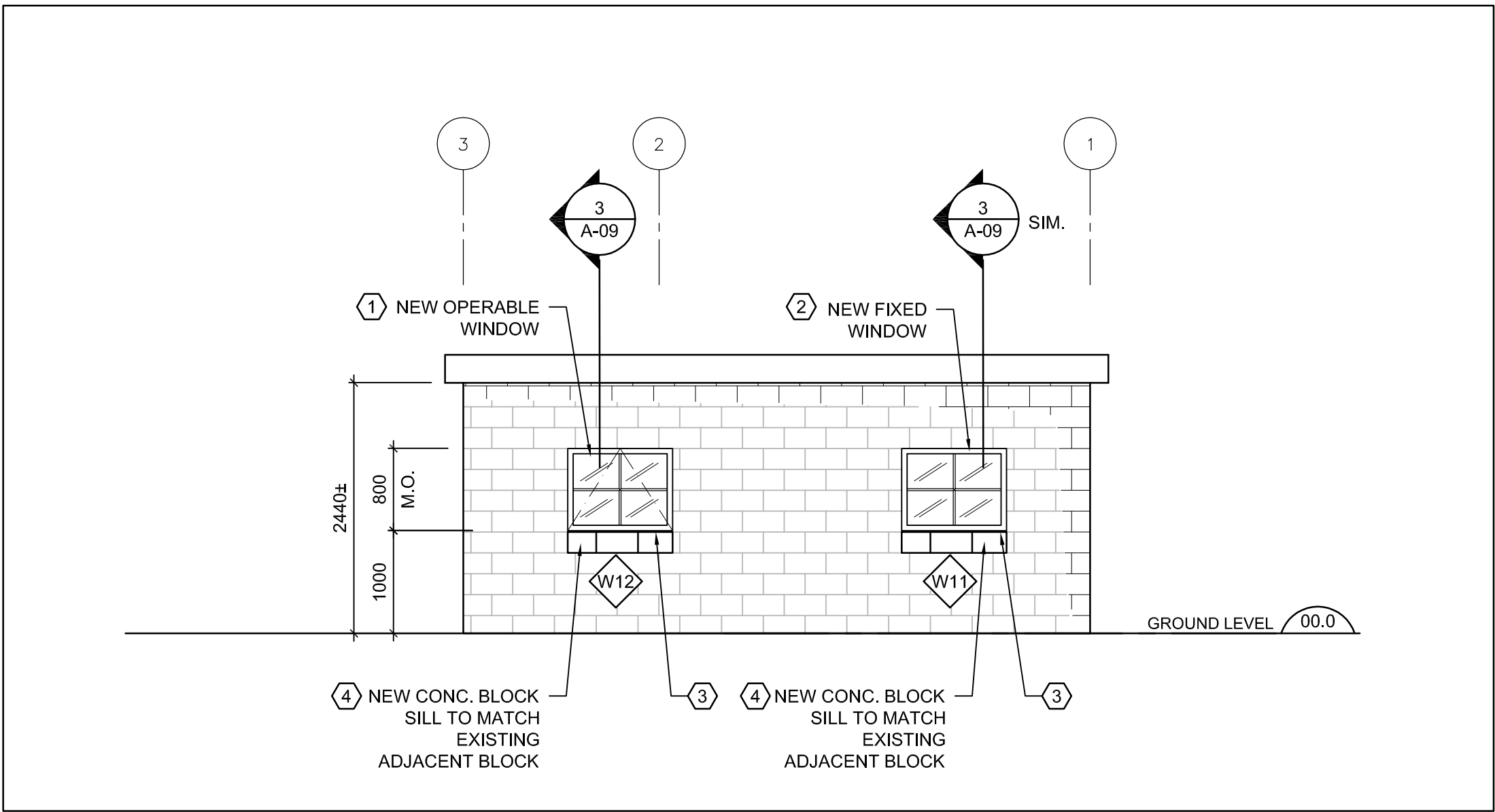
Suite 300 – 125 Commerce Valley Drive W  
Markham, Ontario L3T 7W4  
Tel: 416-499-3110 Fax: 416-499-9658

**CONSTRUCTION NOTES:**

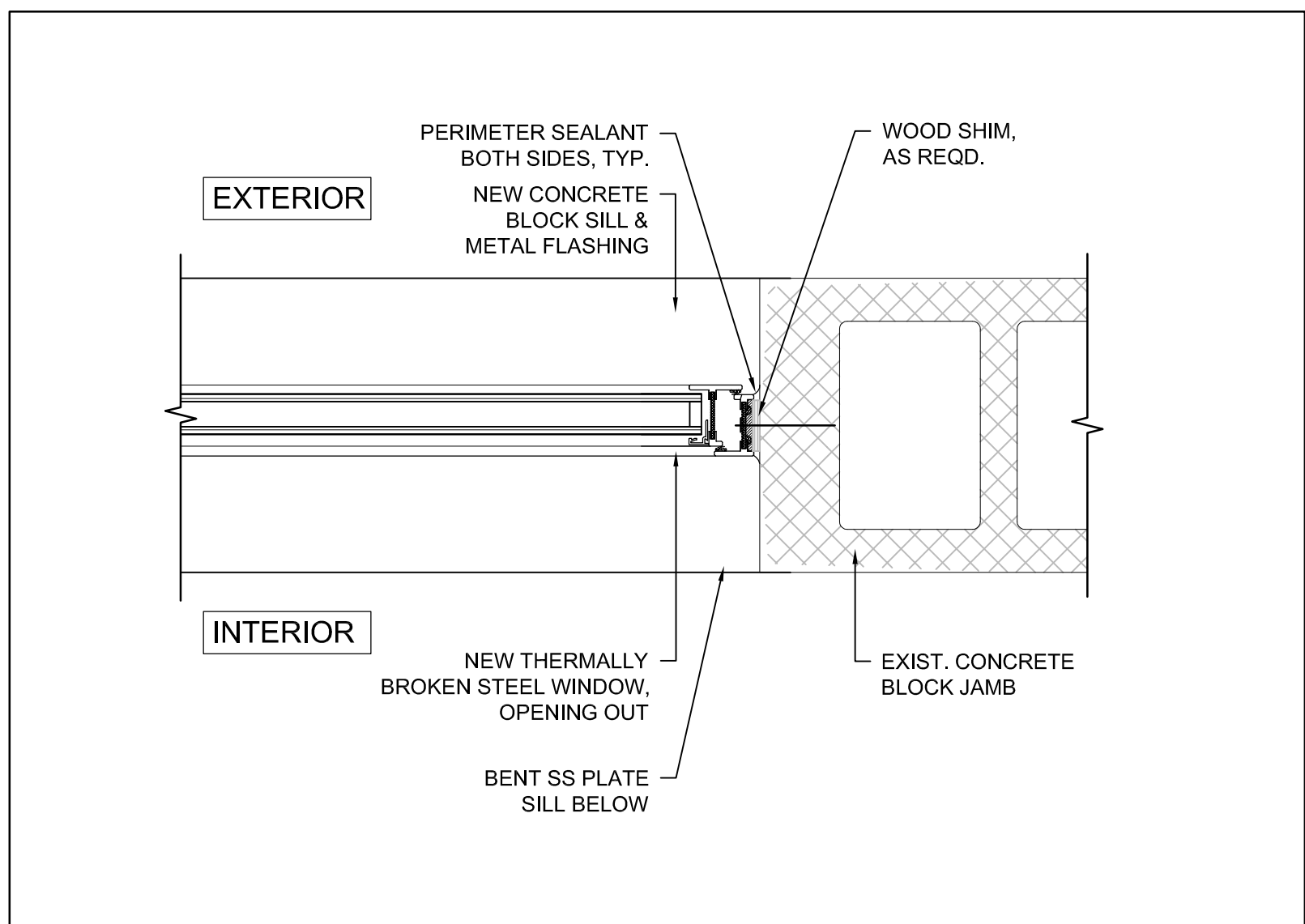
- 1 NEW STAINLESS STEEL OPERABLE WINDOWS, OPENING OUT C/W FRAME, MUNTINS, INSECT SCREEN & HARDWARE.
- 2 NEW STAINLESS STEEL FIXED WINDOW C/W FRAMES, MUNTINS & HARDWARE.
- 3 NEW PRE-FINISHED METAL FLASHING C/W DRIP EDGE; MATCH COLOUR WITH NEW WINDOWS.
- 4 NEW CONCRETE BLOCK SILL; MATCH SIZE AND TYPE W/EXIST. SPACE, PRIME & PAINT CONC. BLOCK TO MATCH EXIST. COLOUR.
- 5 EXISTING WINDOW TO REMAIN.



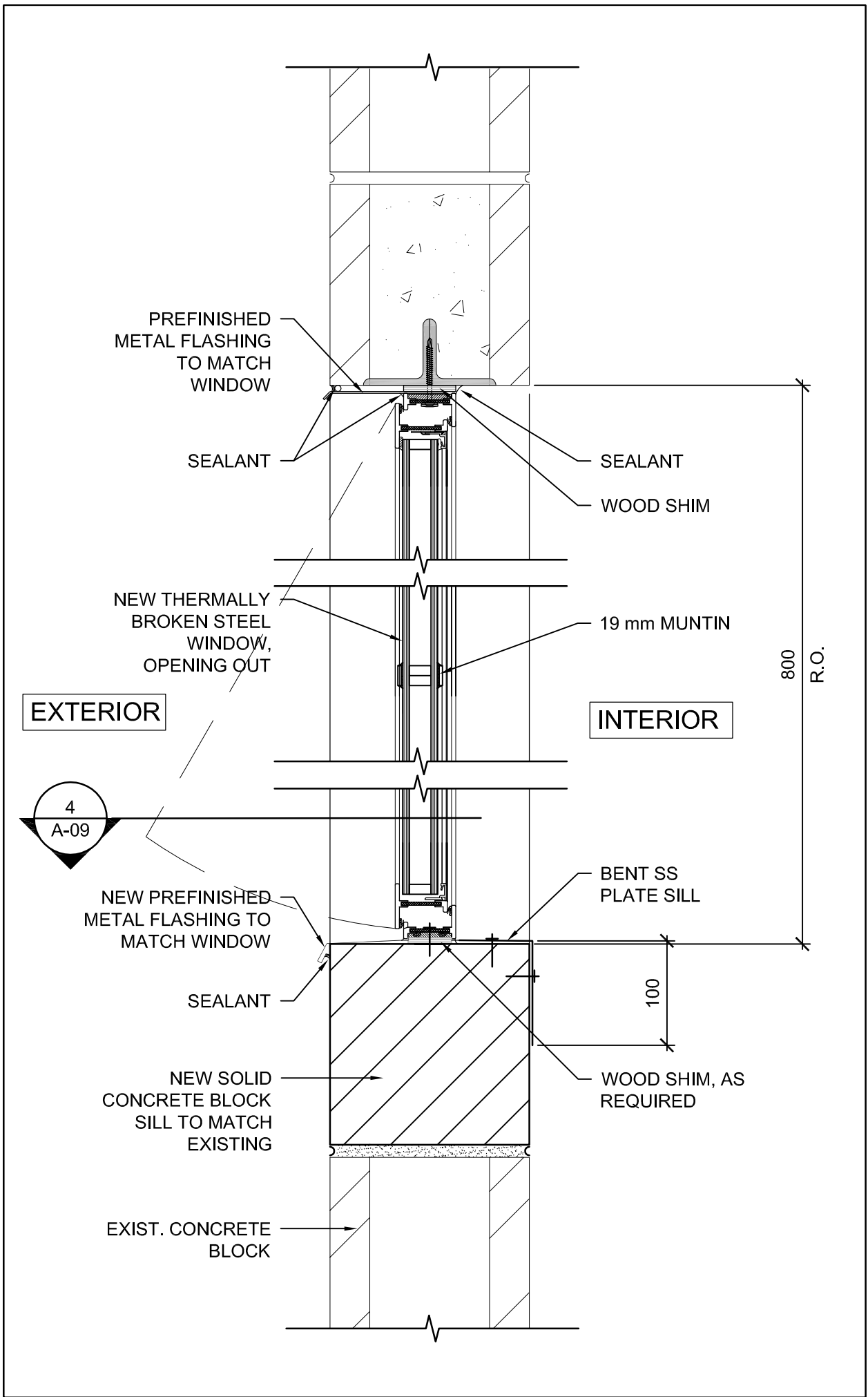
2 A-08 1:50 WEST ELEVATION - WORKSHOP/ CHANGEROOM



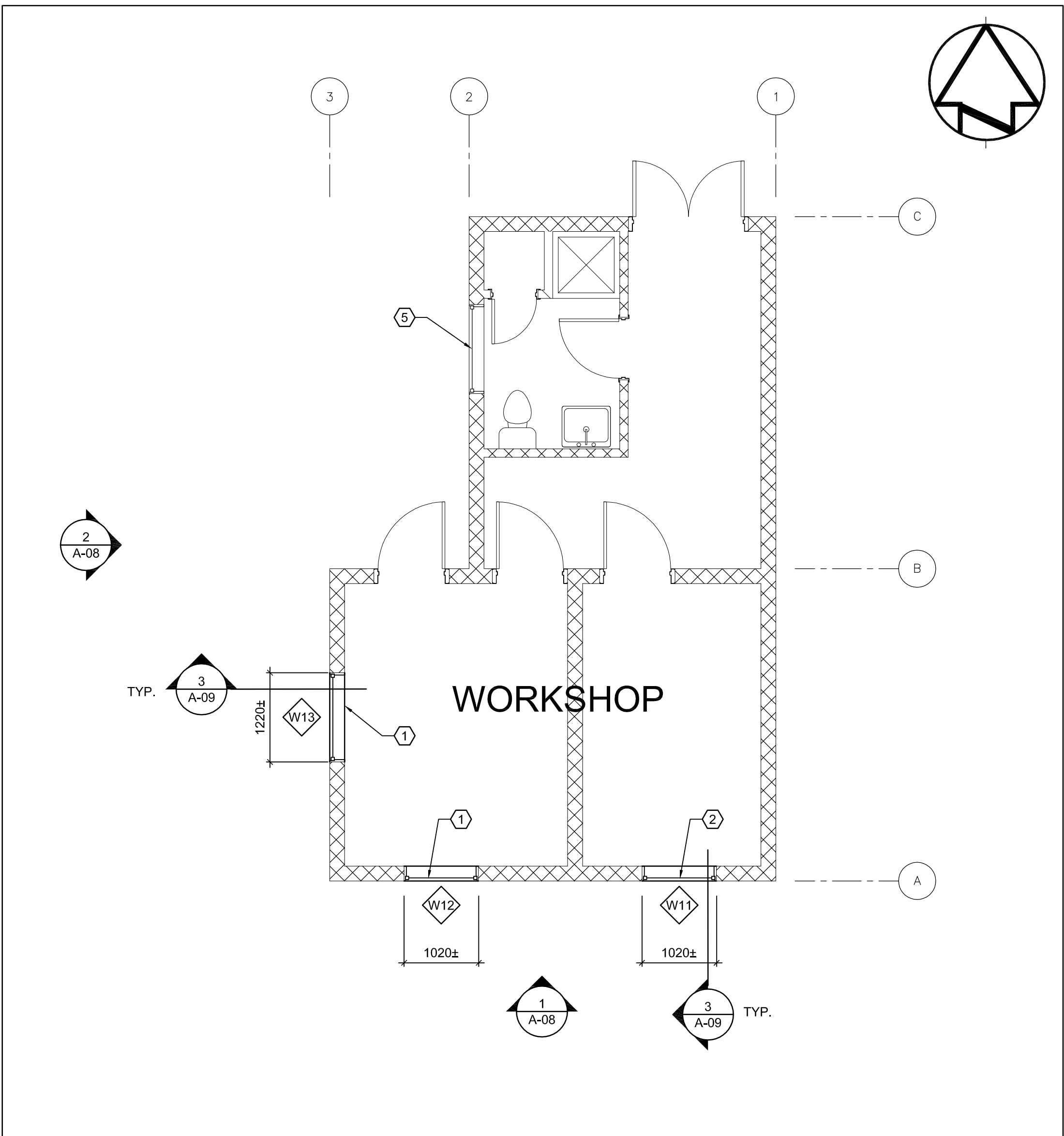
1 A-08 1:50 SOUTH ELEVATION - WORKSHOP/ CHANGEROOM



4 A-09 1:5 TYP. JAMB DETAIL - WORKSHOP WINDOW



3 A-09 1:5 SECTION - TYP. WORKSHOP WINDOW



A A-08 1:50 PLAN: WORKSHOP/ CHANGEROOM - NEW WORKS

3	ISSUED FOR TENDER	2018/10/04
2	ISSUED FOR 100% DESIGN REVIEW	2017/03/09
1	ISSUED FOR 99% DESIGN REVIEW	2016/10/21
revision	description	date

Do not scale drawings.  
Verify all dimensions and conditions on site and immediately notify the Departmental Representative of all discrepancies.

A	Detail No.
B	drawing no. – where detail required
C	drawing no. – where detailed

project title  
titre du projet  
**BURLINGTON CANAL LIFT BRIDGE (BCLB)**  
1157 BEACH BOULEVARD

**TOWER WINDOWS REPLACEMENT**

drawing title  
titre du dessin

**WORKSHOP/ CHANGEROOM – NEW WORKS**

drawn by  
dessiné par  
**BP**

designed by  
conc par  
**AH**

approved by  
approuvé par  
**RY**

bid  
soumission  
**AK**

project manager  
administrateur de projets

project date  
date du projet  
**2018/03/09**

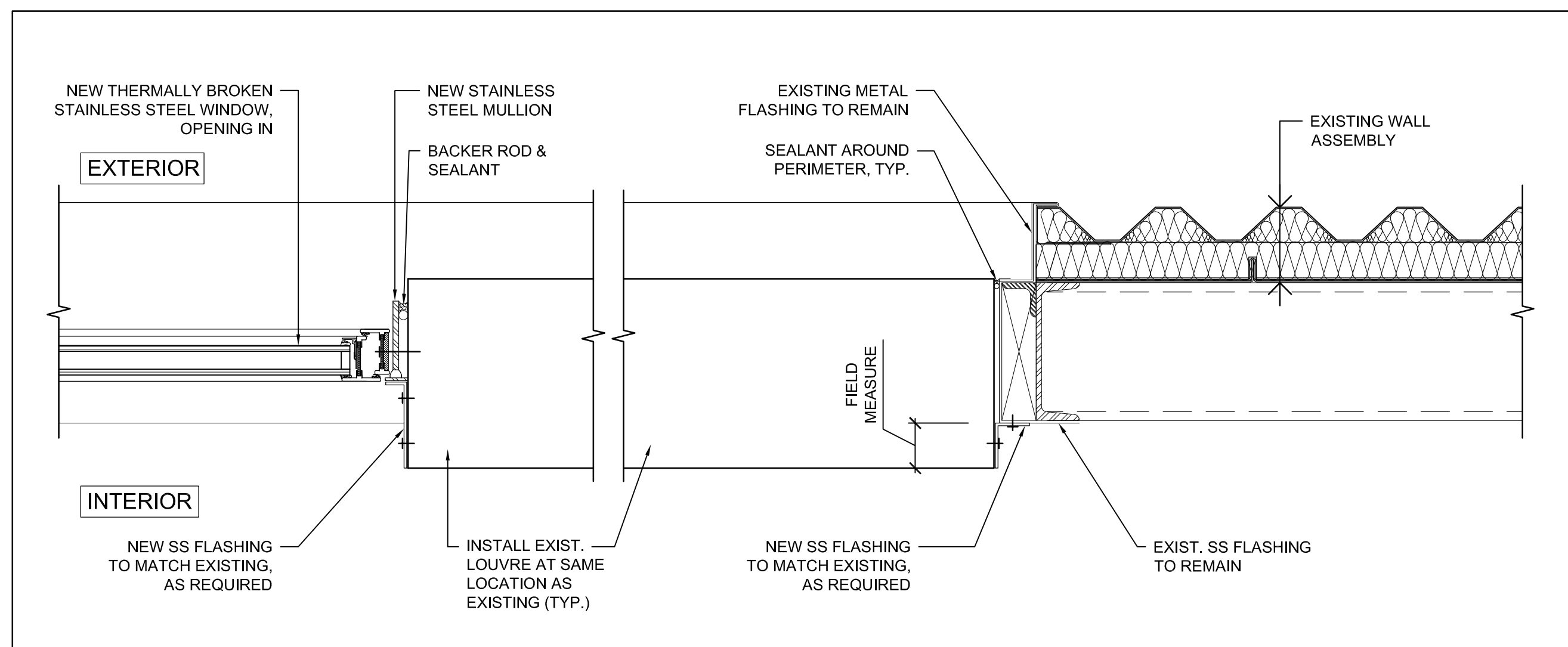
project no.  
no. du projet  
**R.089504.050**

drawing no.  
dessiné no.  
**A-08**

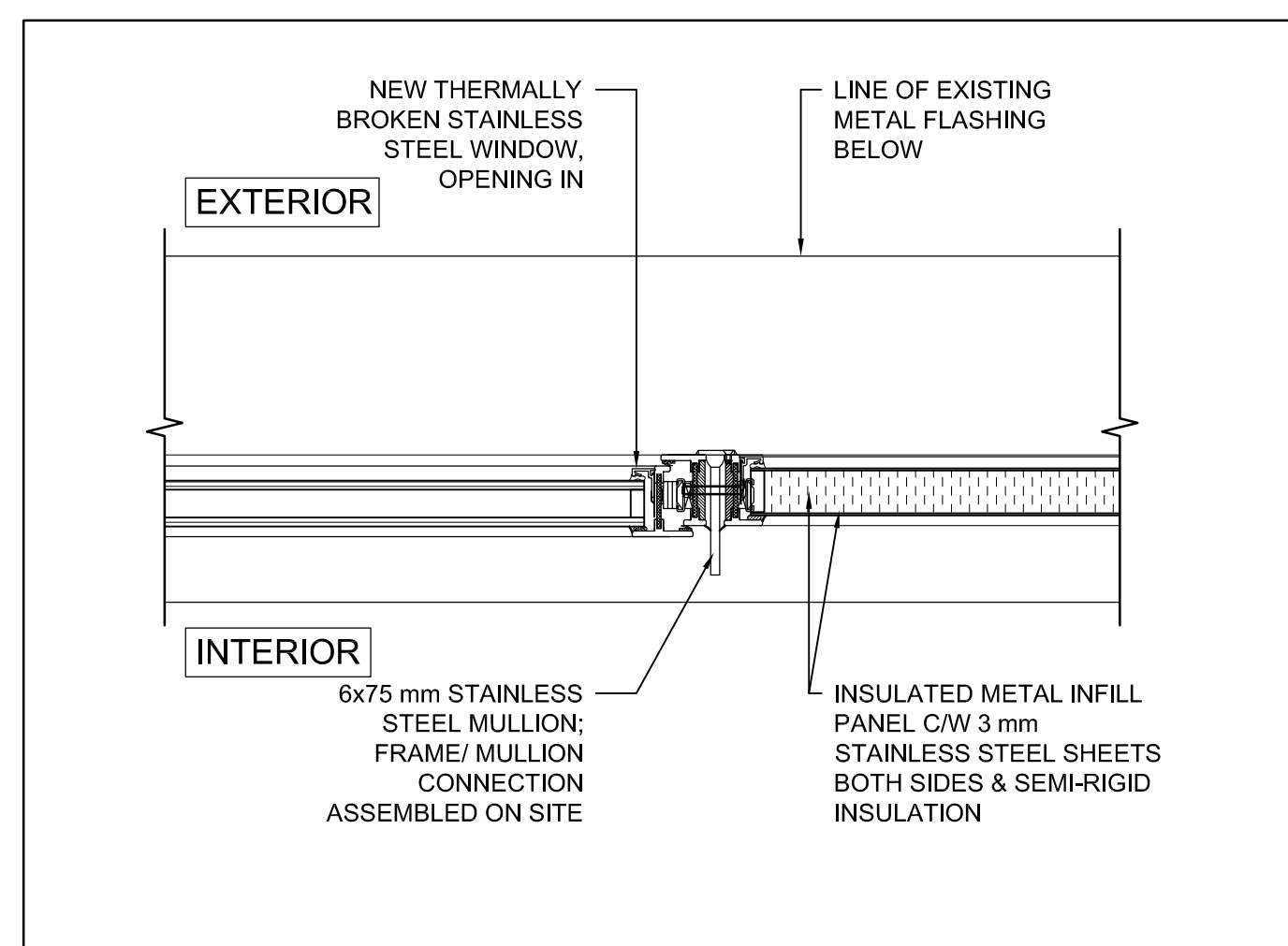


**GENERAL NOTE:**

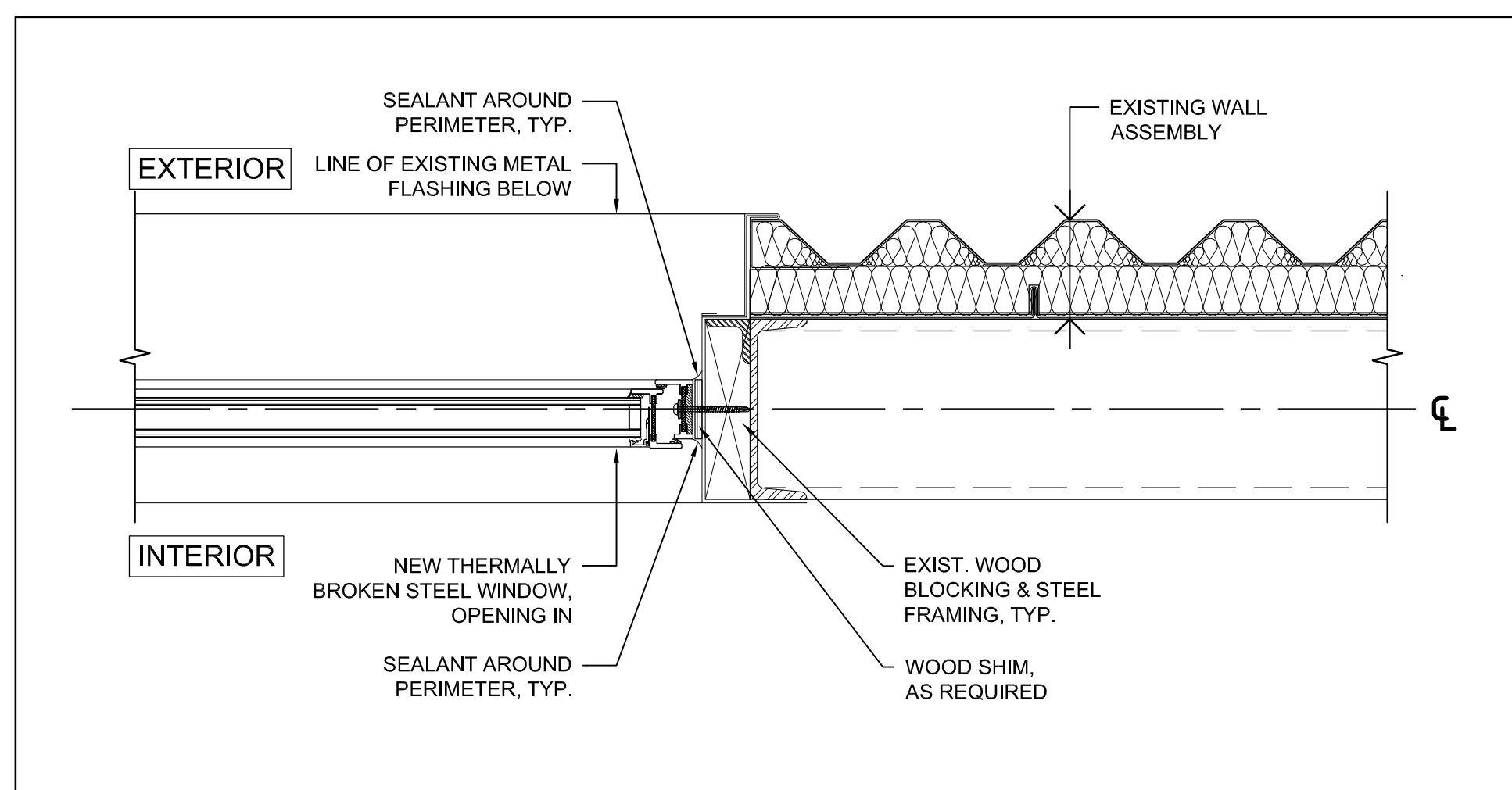
PRIME &amp; PAINT ALL NEW STEEL SUPPORTS TO MATCH EXISTING.



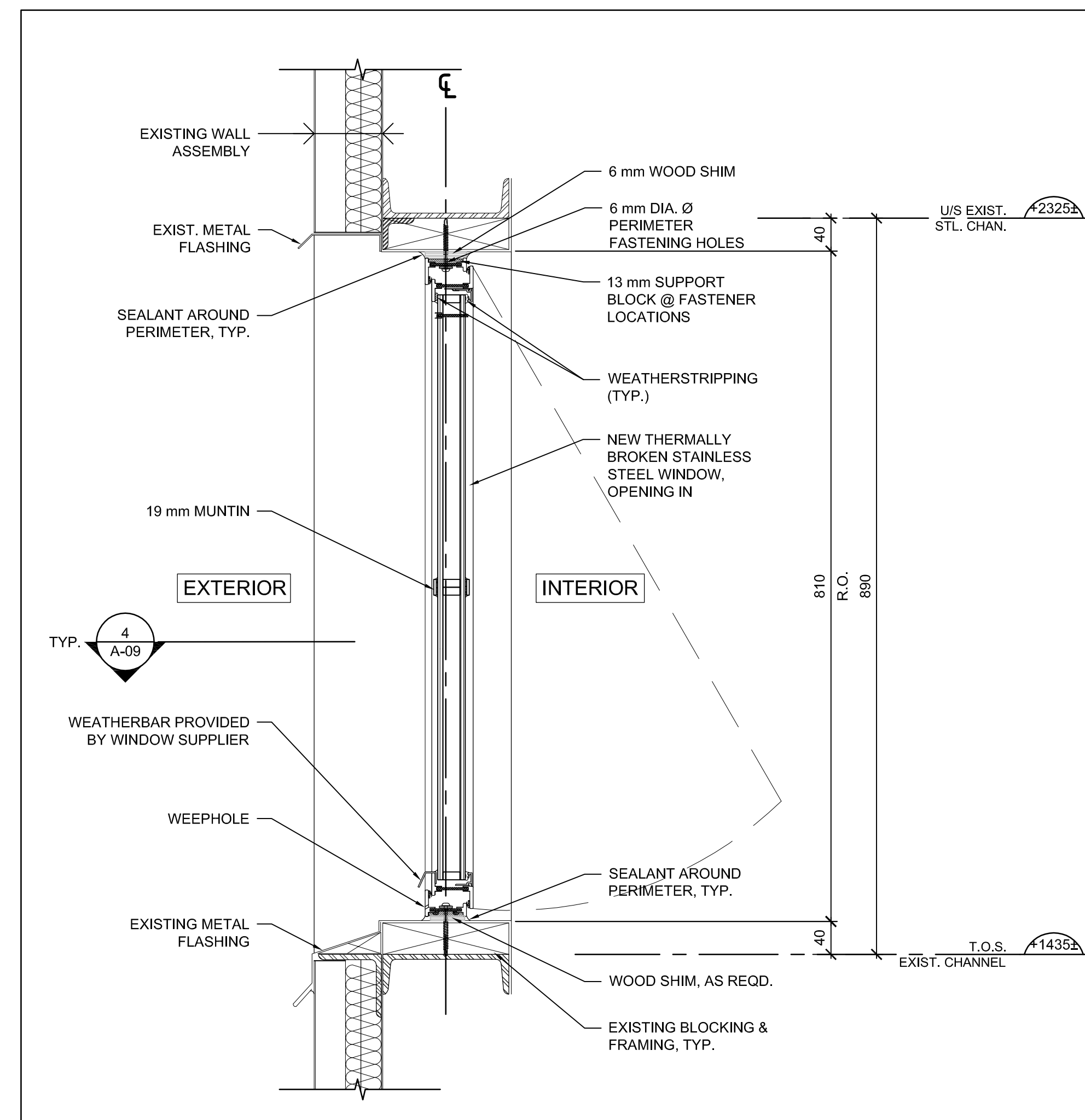
6 PLAN DETAIL: EXIST. LOUVRE & JAMB & NEW WINDOW  
A-09 1:5 0 0.1m 0.5m



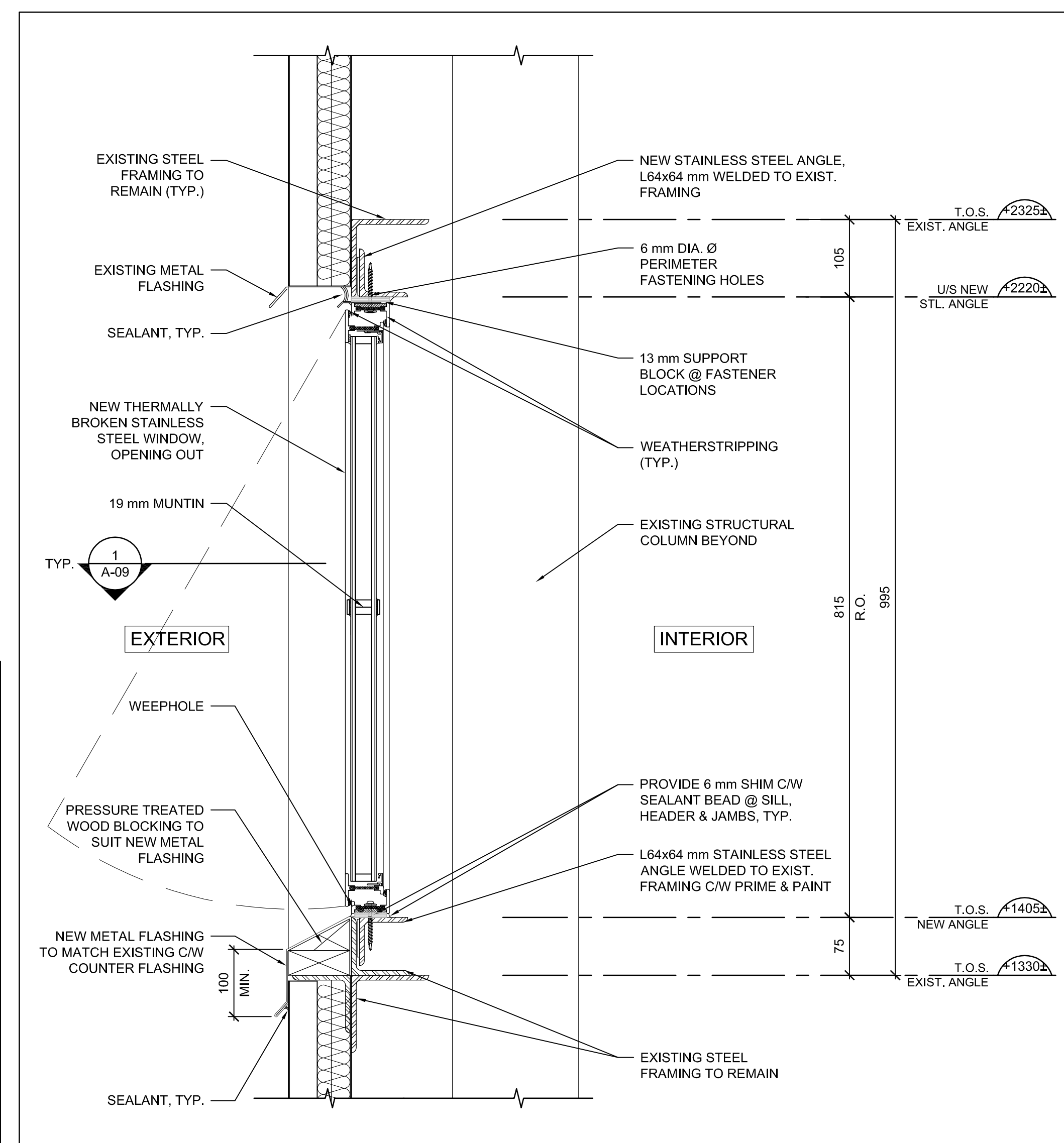
5 PLAN DETAIL: WINDOW & METAL PANEL CONNECTION  
A-09 1:5 0 0.1m 0.5m



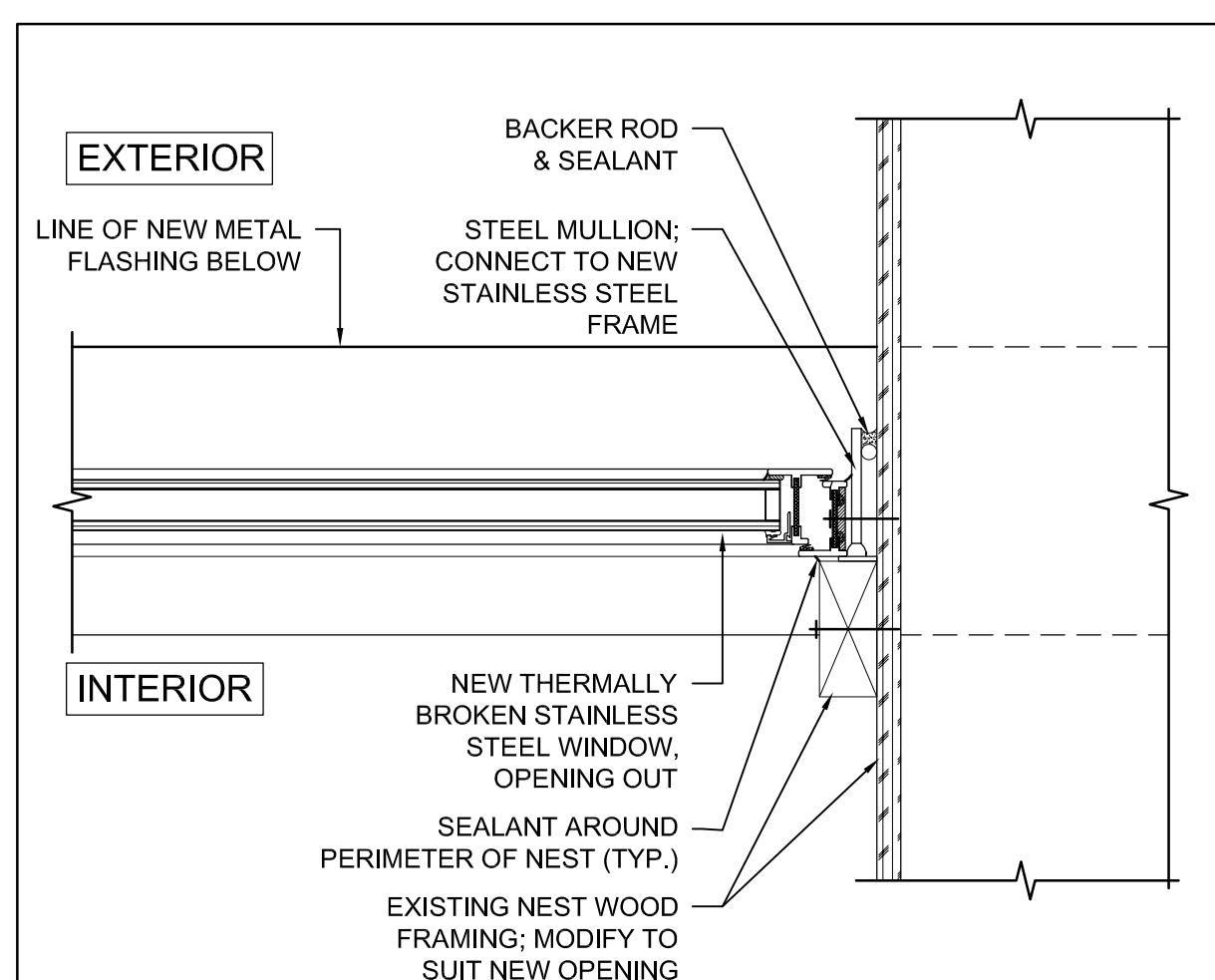
4 TYP. JAMB DETAIL - CONTROL BUILDING WINDOW  
A-09 1:5 0 0.1m 0.5m



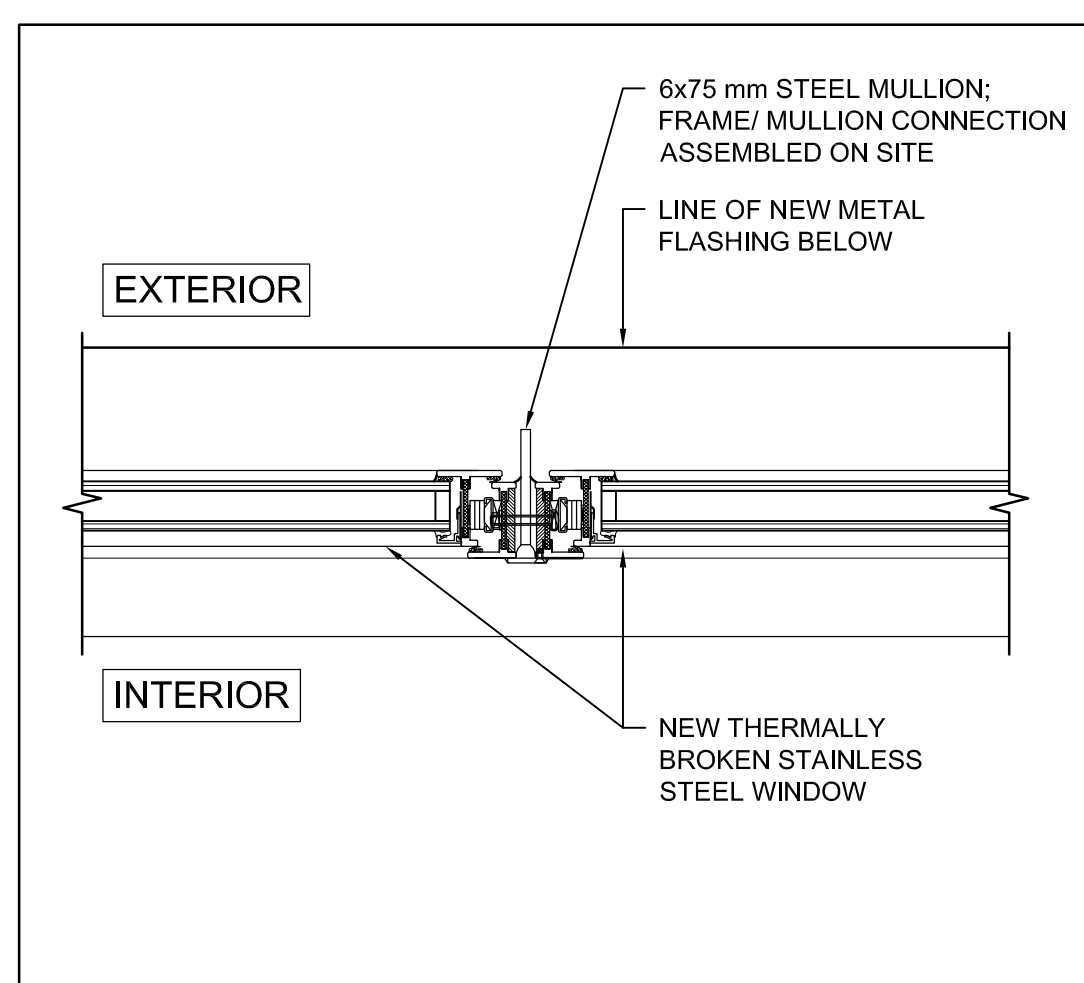
8 SECTION - TYP. CONTROL BUILDING WINDOW  
A-09 1:5 0 0.1m 0.5m



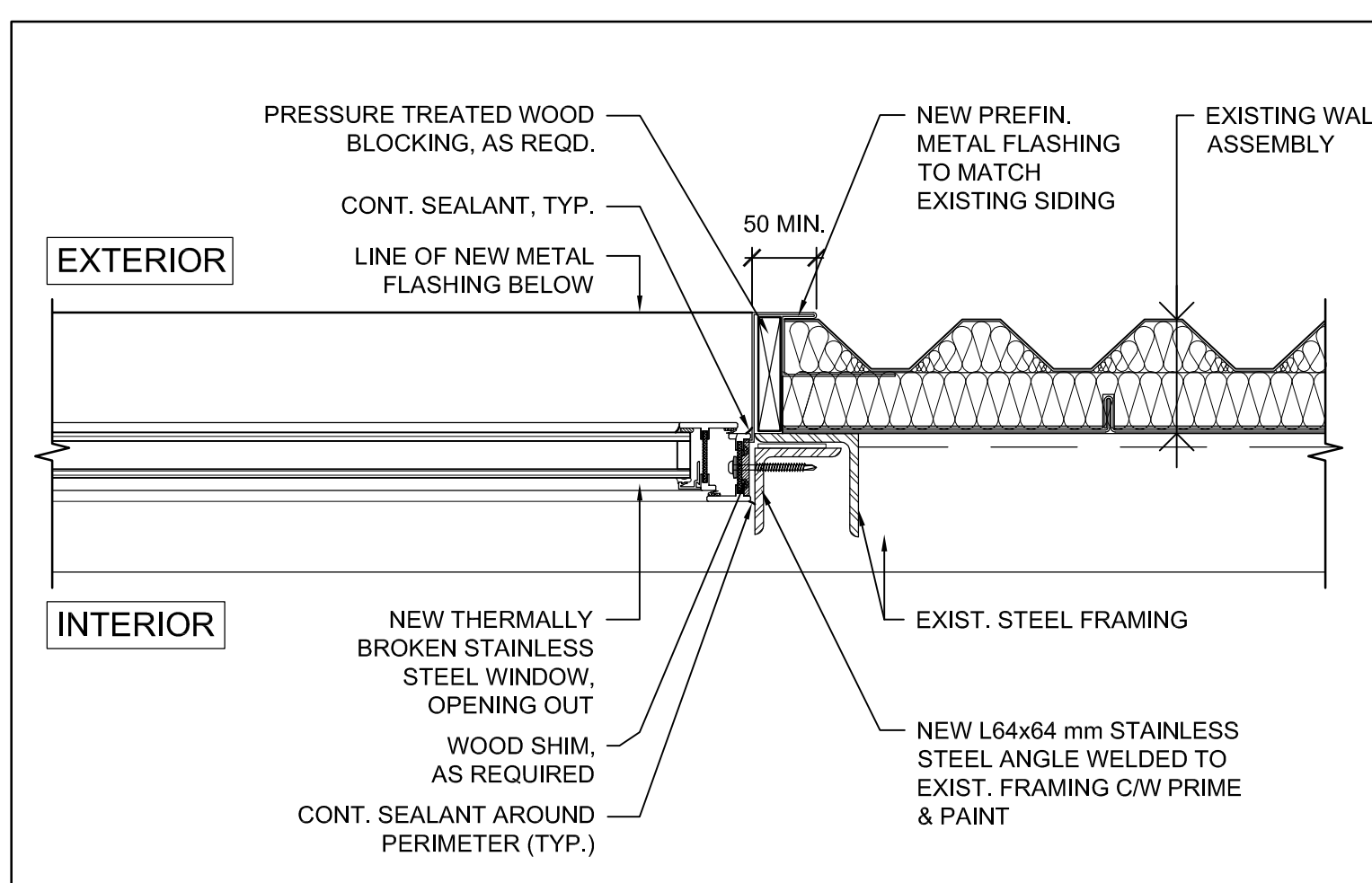
A SECTION - TYP. TOWER WINDOW  
A-09 1:5 0 0.1m 0.5m



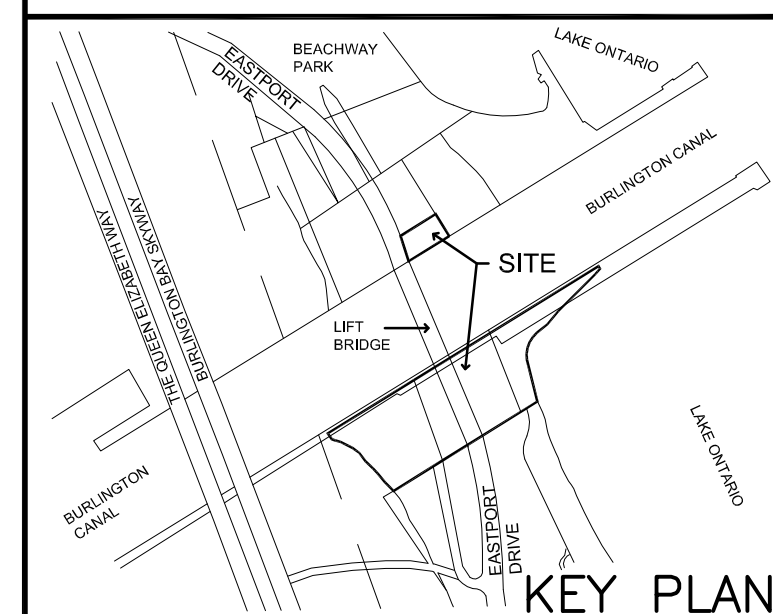
3 JAMB DETAIL @ EXISTING NEST BOX  
A-09 1:5 0 0.1m 0.5m



2 TYP. WINDOW MULLION CONNECTION  
A-09 1:5 0 0.1m 0.5m



1 TYP. JAMB DETAIL - TOWER WINDOW  
A-09 1:5 0 0.1m 0.5m



KEY PLAN

Consultant:

**MORRISON HERSHFIELD**  
Suite 300 — 125 Commerce Valley Drive W  
Markham, Ontario L3T 7W4  
Tel: 416-499-3110 Fax: 416-499-9658

3	ISSUED FOR TENDER	2018/10/04
2	ISSUED FOR 100% DESIGN REVIEW	2017/03/09
1	ISSUED FOR 99% DESIGN REVIEW	2016/10/21

revision description date  
Do not scale drawings.  
Verify all dimensions and conditions on site and immediately notify the Departmental Representative of all discrepancies.

A	Detail No.
B	drawing no. — where detail required
C	drawing no. — where detailed

project title  
titre du projet  
**BURLINGTON** **ONTARIO**  
**BURLINGTON CANAL LIFT BRIDGE (BCLB)**  
**1157 BEACH BOULEVARD**

**TOWER WINDOWS REPLACEMENT**

drawing title  
titre du dessin

**SECTIONS & DETAILS — NEW WORKS**

drawn by  
dessiné par **BP**

designed by  
conçu par **AH**

approved by  
approuvé par **RY**

bid  
soumission **AK** project manager  
administrateur de projets

project date  
date du projet **2018/03/09**

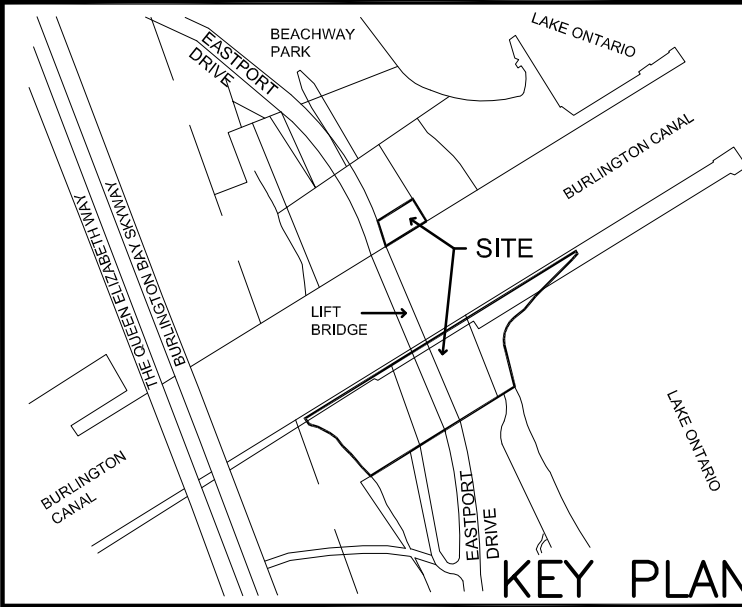
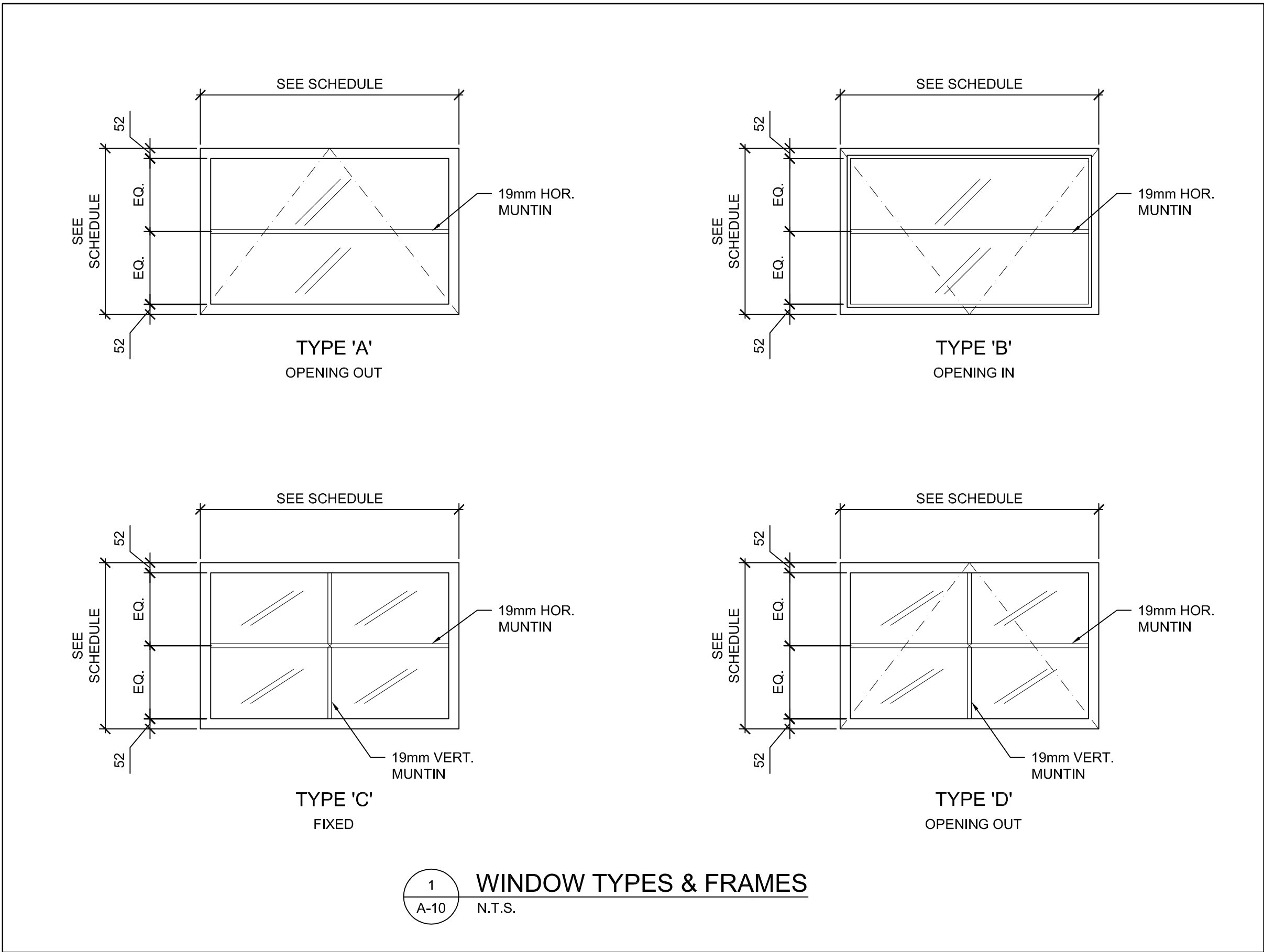
project no.  
no. du projet **R.089504.050**

drawing no.  
dessiné no. **A-09**



GLASS SCHEDULE	
GLASS TYPE	GLASS SPECIFICATION
G-1	INSULATED GLASS UNITS - 6 mm TEMPERED GLASS INNER LIGHT, 15 mm SPACER, 6 mm TEMPERED GLASS OUTER LIGHT
GLASS NOTES:	
1. ALL EXTERIOR AND INTERIOR GLASS LITES TO BE CLEAR UNLESS NOTED OTHERWISE.	
2. ALL GLASS SHALL BE TEMPERED.	

WINDOW SCHEDULE								
MARK	QUANTITY	LOCATION	WIDTH (R.O.)	HEIGHT (R.O.)	MATERIAL	GLAZING	TYPE	REMARKS
W01	1	NORTH TOWER	3900 ±	815 ±	SS	G-1	A	OPERABLE WINDOW + INSECT SCREEN
W02	1	NORTH TOWER	2570 ±	815 ±	SS	G-1	A	OPERABLE WINDOW + INSECT SCREEN
W03	1	NORTH TOWER	2560 ±	815 ±	SS	G-1	A	OPERABLE WINDOW + INSECT SCREEN
W04	1	NORTH TOWER	3900 ±	815 ±	SS	G-1	A	OPERABLE; 2 EQ. WINDOW UNITS + EXIST. FALCON NEST BOX + INSECT SCREEN
W05	1	SOUTH TOWER	3900 ±	815 ±	SS	G-1	A	OPERABLE WINDOW + INSECT SCREEN
W06	1	SOUTH TOWER	3900 ±	815 ±	SS	G-1	A	OPERABLE WINDOW + INSECT SCREEN
W07	1	SOUTH TOWER	2560 ±	815 ±	SS	G-1	A	OPERABLE WINDOW + INSECT SCREEN
W08	1	SOUTH TOWER	2570 ±	815 ±	SS	G-1	A	OPERABLE WINDOW + INSECT SCREEN
W09	1	CONTROL BUILDING	3880 ±	810 ±	SS	G-1	B	OPERABLE; 2 EQ. WINDOW UNITS + FIXED METAL INFILL PANEL + INSECT SCREEN
W10	1	CONTROL BUILDING	5190 ±	810 ±	SS	G-1	B	OPERABLE; 2 EQ. WINDOW UNITS + 2 EXIST. LOUVRES + INSECT SCREEN
W11	1	WORKSHOP/CHANGEROOM	1020 ±	800 ±	SS	G-1	C	FIXED WINDOW
W12	1	WORKSHOP/CHANGEROOM	1020 ±	800 ±	SS	G-1	D	OPERABLE WINDOW + INSECT SCREEN
W13	1	WORKSHOP/CHANGEROOM	1220 ±	800 ±	SS	G-1	D	OPERABLE WINDOW + INSECT SCREEN



Consultant:

**M MORRISON HERSHFIELD**

Suite 300 – 125 Commerce Valley Drive W  
Markham, Ontario L3T 7W4  
Tel: 416-499-3110 Fax: 416-499-9658

3	ISSUED FOR TENDER	2018/10/04
2	ISSUED FOR 100% DESIGN REVIEW	2017/03/09
1	ISSUED FOR 99% DESIGN REVIEW	2016/10/21
revision	description	date

Do not scale drawings.  
Verify all dimensions and conditions on site and immediately  
notify the Departmental Representative of all discrepancies.

A	Detail No.
B	drawing no. – where detail required
C	drawing no. – where detailed

project title  
titre du projet  
**BURLINGTON** **ONTARIO**  
**BURLINGTON CANAL LIFT BRIDGE (BCLB)**  
**1157 BEACH BOULEVARD**

**TOWER WINDOWS REPLACEMENT**

drawing title  
titre du dessin  
**WINDOW SCHEDULE**

drawn by  
dessiné par **BP**

designed by  
conc par **AH**

approved by  
approuvé par **RY**

bid  
soumission **AK** project manager  
administrateur de projets

project date  
date du projet **2018/03/09**

project no.  
no. du projet **R.089504.050**

drawing no.  
dessiné no. **A-10**