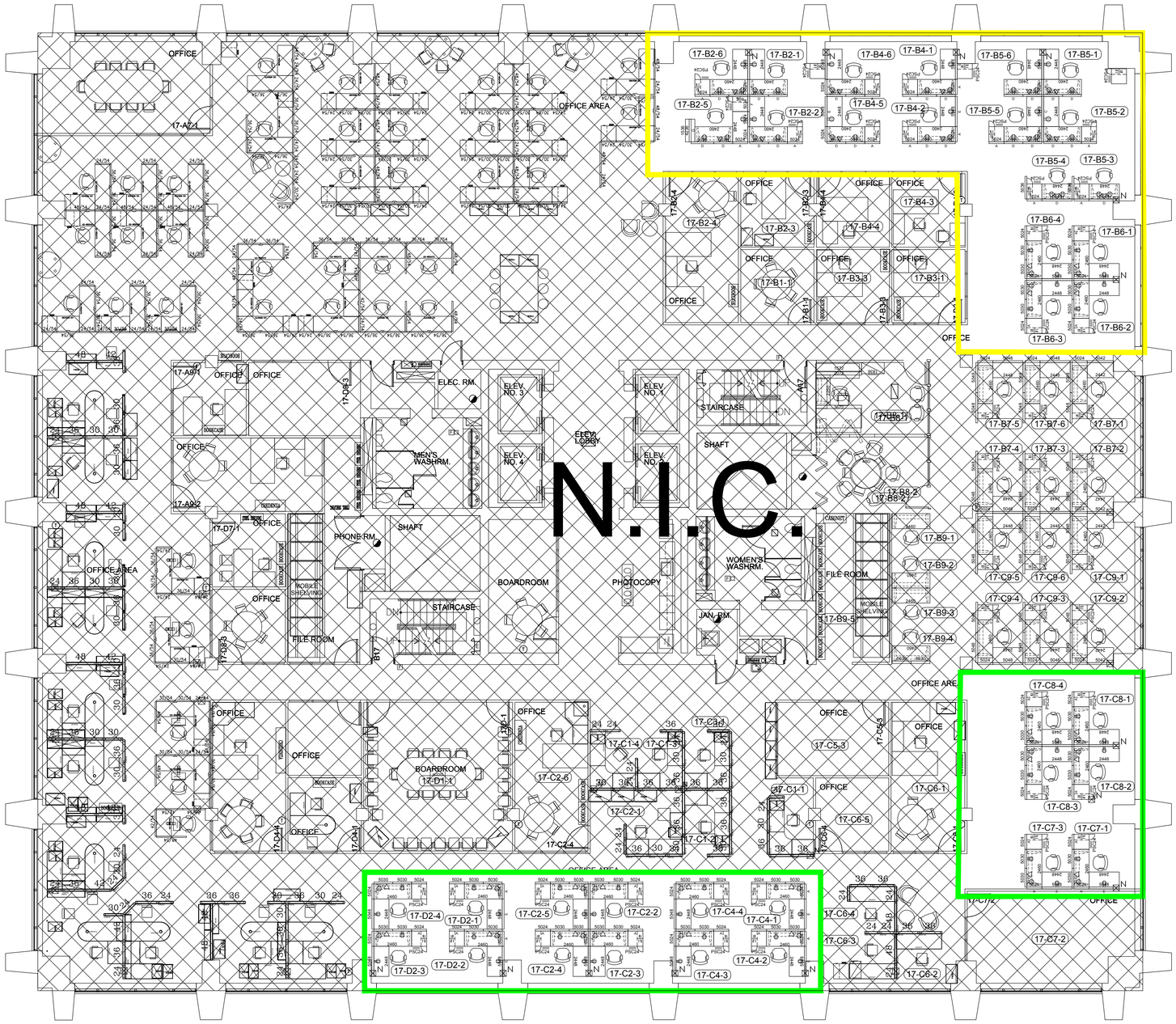

1 F-01 FLOOR PLAN
1 : 100

PHASES

PHASE 1: 16 FIXED STATIONS; 2 FREE STATIONS
- DELIVERY AND INSTALLATION TO OCCUR DURING SILENT HOURS (SATURDAY - SUNDAY)
- ALL WORKSTATIONS ARE TO BE COMPLETELY INSTALLED BY END OF DAY SUNDAY, READY FOR
- VOICE CABLING & ELECTRICAL CONNECTIONS

PHASE 2: 18 FIXED STATIONS
- DELIVERY AND INSTALLATION TO OCCUR DURING WEEKEND (SATURDAY - SUNDAY)
- ALL WORKSTATIONS ARE TO BE COMPLETELY INSTALLED BY END OF DAY SUNDAY, READY FOR
- VOICE CABLING & ELECTRICAL CONNECTIONS TO BE COMPLETED ON SUNDAY PM
-

NOTES:

1. THIS PROJECT IS TO BE DELIVERED AND INSTALLED IN 2 PHASES, DURING SILENT HOURS. NRCAN TO PROVIDE FINAL DATES FOR EACH PHASE.
2. ALL PACKING MATERIAL, GARBAGE AND DEBRIS IS TO BE REMOVED FROM SITE BY FURNITURE INSTALLATION COMPANY.
3. ALL SURFACES ARE TO BE WIPED DOWN UPON COMPLETION OF INSTALLATION.
4. 13 SYSTEMS POLES ARE TO BE INSTALLED IN THIS PROJECT. FURNITURE COMPANY IS TO ENSURE THAT ALL ELECTRICAL COMPONENTS ARE INSTALLED TO SUPPORT OUTLET LOCATIONS. ELECTRICIAN (BGIS) TO CONNECT ALL SYSTEMS POWER POLE FEEDS TO JUNCTION BOXES.
6. REFER TO FIXED STATION AND FREE STATION TYPICALS FOR FULL DETAILS.
7. REFER TO PANEL TYPES ON SHEET F-02 FOR LOCATIONS OF ACCESSORY ELEMENTS, ELECTRICAL/DATA CUT OUTS, AND TACKABLE FABRIC ELEMENTS.
8. STATION 17-B2-5 REQUIRES A TRANSACTION TOP. PROVIDE PANEL FILLERS WHERE NEEDED TO ENSURE THAT THE HEIGHT ADJUSTABLE TABLE IS OPERABLE WITHOUT OBSTRUCTIONS.
9. EACH FIXED SIZED STATION IS TO HAVE ACCESSORY ELEMENTS (EXCEPT 17-B5-3 & 17-B5-4). PROVIDE THE FOLLOWING ACCESSORIES IN EACH STATION:
   2 LEGAL SIZED TRAYS
   2 VERTICAL SORTERS
   1 ACCESSORY SHELF

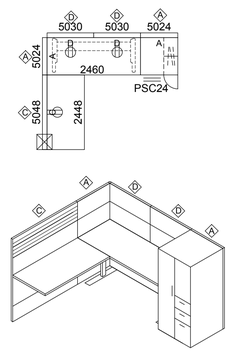

FIXED WORKER TYPICAL TO CONTAIN:
- 1 HEIGHT ADJUSTABLE SIT/STAND ELECTRIC TABLE (24" X 60")
- 1 X FIXED HEIGHT PANEL MOUNTED WORKSURFACE (24" X 48")
- 1 X PERSONAL STORAGE UNIT
- 1 X ACCESSORY ELEMENT WITH ACCESSORIES
- 3 DUPLEX RECEPTACLES AND 1 DATA OUTLET OPENING, LOCATED AT BASE

2 F-01 TYPICAL FIXED STATION
1 : 50

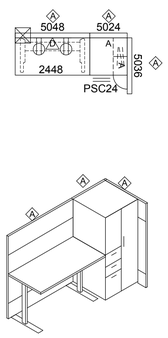

FREE WORKER TYPICAL TO CONTAIN:
- 1 HEIGHT ADJUSTABLE SIT/STAND ELECTRIC TABLE (24" X 48")
- 1 X PERSONAL STORAGE UNIT
- 2 DUPLEX RECEPTACLES AND 1 DATA OUTLET OPENING, LOCATED AT BASE

3 F-01 TYPICAL FREE STATION
1 : 50

Natural Resources Canada
Ressources Naturelles Canada

Corporate Management & Services Sector | Secteur de la gestion et des services intégrés
Workplace Services | Services en milieu de travail

NATURAL RESOURCES CANADA WAIVES ANY AND ALL RESPONSIBILITY AND LIABILITY FOR PROBLEMS WHICH ARISE FROM FAILURE TO FOLLOW THESE PLANS, SPECIFICATIONS AND THE DESIGN INTENT THEY CONVEY, OR PROBLEMS WHICH ARISE FROM OTHERS' FAILURE TO OBTAIN AND/OR FOLLOW THE DESIGNERS GUIDANCE WITH RESPECT TO ANY ERRORS, OMISSIONS, INCONSISTENCIES, AMBIGUITIES OR CONFLICTS WHICH ARE ALLEGED. ALL CONTRACTORS MUST WORK IN ACCORDANCE WITH ALL CODES, LAWS, REGULATIONS AND BY-LAWS HAVING JURISDICTION. THIS PROJECT MAY INCLUDE DRAWINGS, SPECIFICATIONS, TENDER DOCUMENTS AND CLARIFICATIONS BY THE DESIGNER, THE ARCHITECT, STRUCTURAL, ELECTRICAL AND MECHANICAL ENGINEERS. ALL DOCUMENTS TO BE READ IN CONJUNCTION WITH EACH OTHER.

ALL CONTRACTORS HAVE THE RESPONSIBILITY TO CHECK AND VERIFY ALL DIMENSIONS ON SITE AND REPORT ANY DISCREPANCIES TO THE PROJECT MANAGER AND DESIGNER BEFORE WORK COMMENCES.

DO NOT SCALE DRAWINGS.

RESSOURCES NATURELLES CANADA DÉCLINE TOUTE RESPONSABILITÉ DÉCOULANT DE PROBLÈMES FAISANT SUITE AU NON RESPECT DES PLANS, DEVIS ET DE L'INTENTION DU CONCEPT QUILS INDIQUENT OU DE TOUS PROBLÈMES POUVANT RÉSULTER DU DÉFAUT DE TIÈRS D'OBTENIR ETIOU DE SUIVRE LES CONSEILS DU DESIGNER D'INTÉRIEUR EN CE QUI CONCERNE LES ERREURS, OMISSIONS, INCONSISTANCES, AMBIGUITÉS OU CONFLITS ALLÉGUÉS. TOUT ENTREPRENEUR DOIT ADHÉRER AUX CODES, LOIS, ORDONNANCES ET AUX STATUS DU TERRITOIRE SOUMIS A LA JURISDICTION. CE PROJET PEUT COMPRENDRE LES DESSINS, LES DEVIS, LES DOCUMENTS DE SOUMISSIONS ET DES DOCUMENTS DE CLARIFICATIONS DU DESIGNER, DE L'ARCHITECTE, DES INGÉNIEURS DE STRUCTURE, ÉLECTRIQUE ET MÉCANIQUE. TOUS DOCUMENTS DOIVENT SE LIRE DE CONCERT AVEC LES AUTRES.

TOUS LES ENTREPRENEURS ONT LA RESPONSABILITÉ DE VÉRIFIER TOUTES LES DIMENSIONS SUR L'EMPLACEMENT ET POUR RAPPORTER TOUT ÉCART AU GESTIONNEUR DU PROJET ET LE DESIGNER AVANT LE DEBUT DES TRAVAUX.

NE PAS MESURER LES DESSINS A L'ÉCHELLE.

KEY PLAN

REVISIONS	DESCRIPTION	DATE

A detail no. / no. du detail
B location drawing no. / sur dessin no.
C drawing no. / dessin no.

PROJECT / PROJET

ERB & PRB RECONFIGURATION 17TH FLOOR

580 BOOTH, OTTAWA, ON

DRAWING / DESSIN

SYSTEMS FURNITURE OVERVIEW

DRAWN / DESIGNED BY / CONÇU / DESSINÉ PAR: L.B.
DATE (YYYY/MM/DD): 2018/10/22
CLIENT NAME / NOM DU CLIENT

CLIENT APPROVAL / APPROBATION DU CLIENT

DATE | SIGNATURE

PROJECT NO. / NO. DU PROJET: DC-8360-2018-703

REQUEST NO. / NO. DU DEMANDE: 19-59-LB
DRAWING NO. / NO. DU DESSIN: F-01

SCALE: 1:100

19-59 NRCAN FURNITURE.DWG