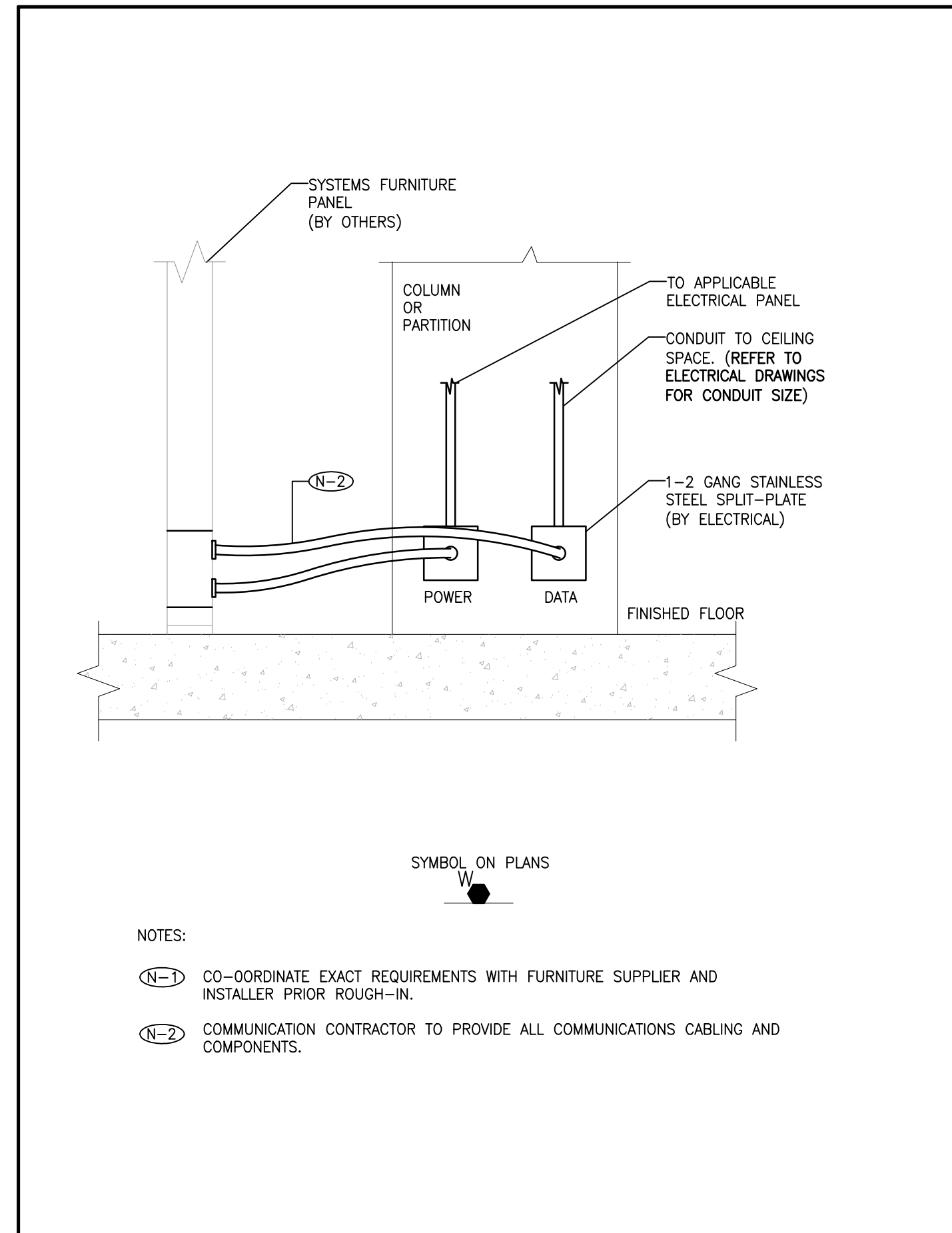
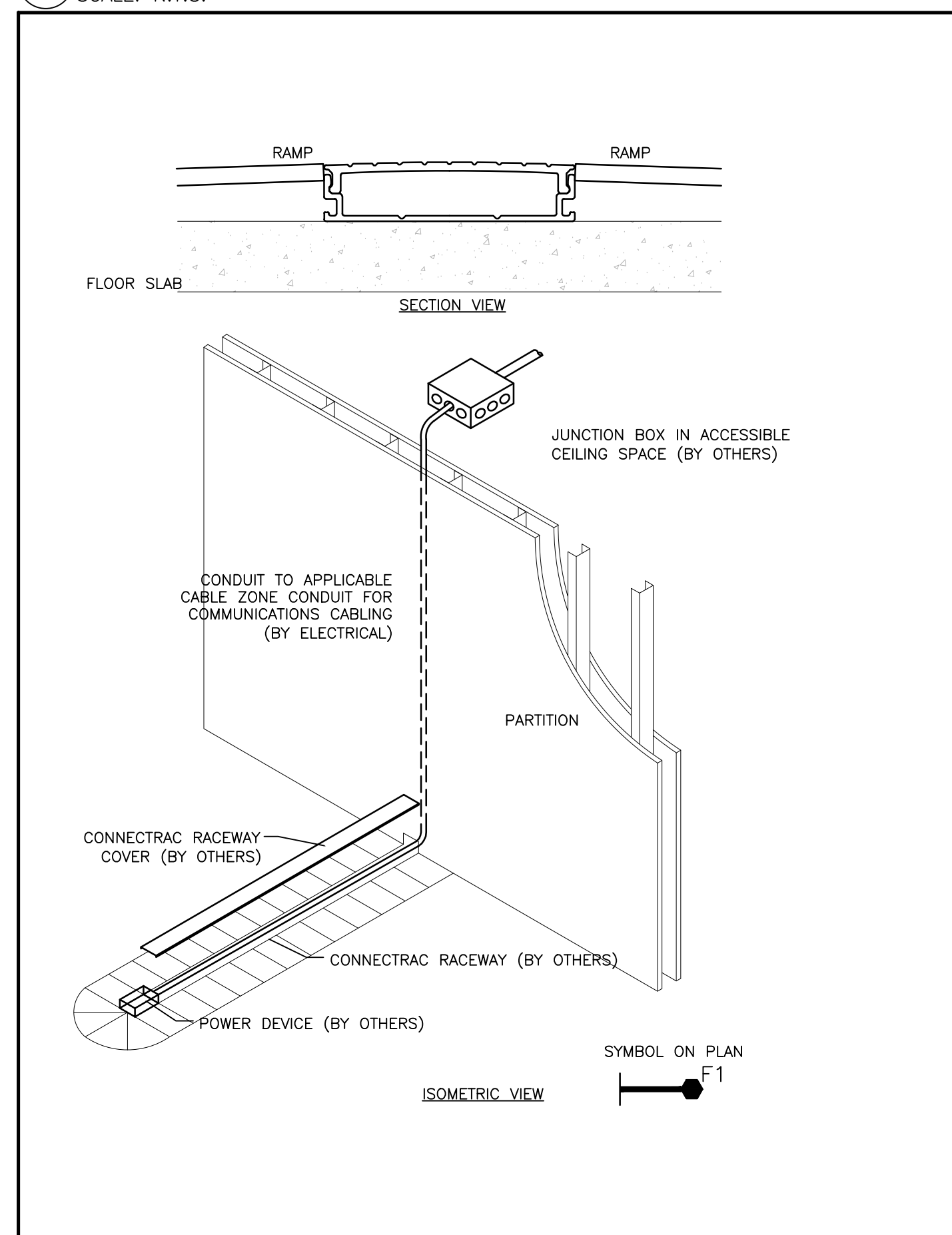


GENERAL NOTES

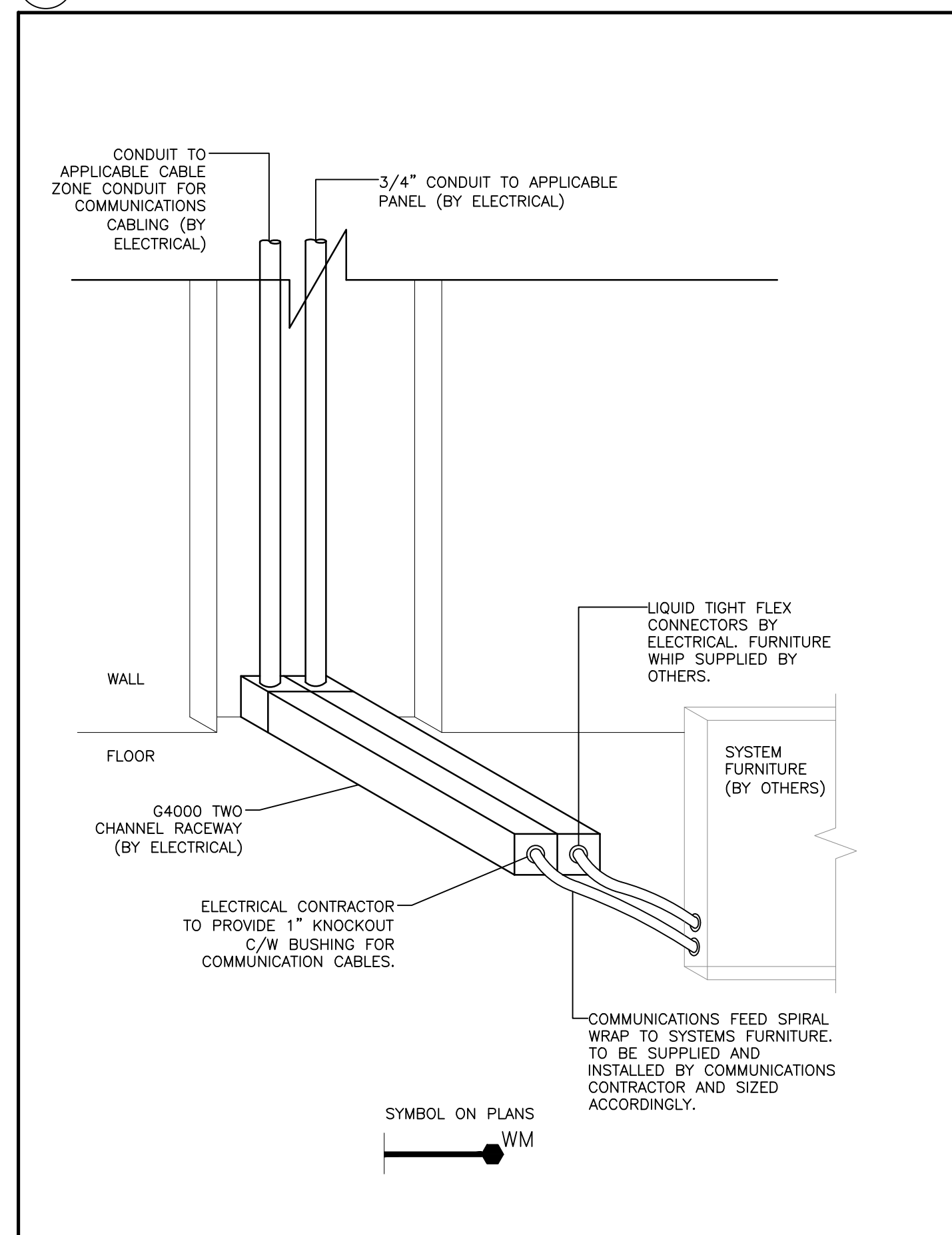
- REFER TO ARCHITECTURAL PLANS FOR DIMENSIONS, HEIGHTS, PARTITION TYPES, CEILING TYPES, CONSTRUCTION DETAILING, MOUNTING DETAILS, FINISHES, AND COLOURS.
- WHILE EVERY ATTEMPT HAS BEEN MADE TO ENSURE ALL INFORMATION IS CORRECT AT THE TIME OF PUBLICATION, THE PRODUCTS SPECIFIED ARE AVAILABLE AND THAT THE PART NUMBERS IDENTIFIED ARE CORRECT, IT IS THE RESPONSIBILITY OF THE COMMUNICATIONS CONTRACTOR TO VERIFY ALL PART NUMBERS AND TO REPORT ANY ERRORS AND/OR OMISSIONS IN THE DRAWINGS AND SPECIFICATIONS WITH THEIR BID SUBMISSION.
- ALL ITEMS BY COMMUNICATIONS CONTRACTOR UNLESS OTHERWISE NOTED.
- COMMUNICATIONS CONTRACTOR IS TO PROTECT EXISTING CATEGORY 3 CABLING FOUND ON SITE. THIS CABLE IS TO REMAIN LIVE AND UNDISTURBED.



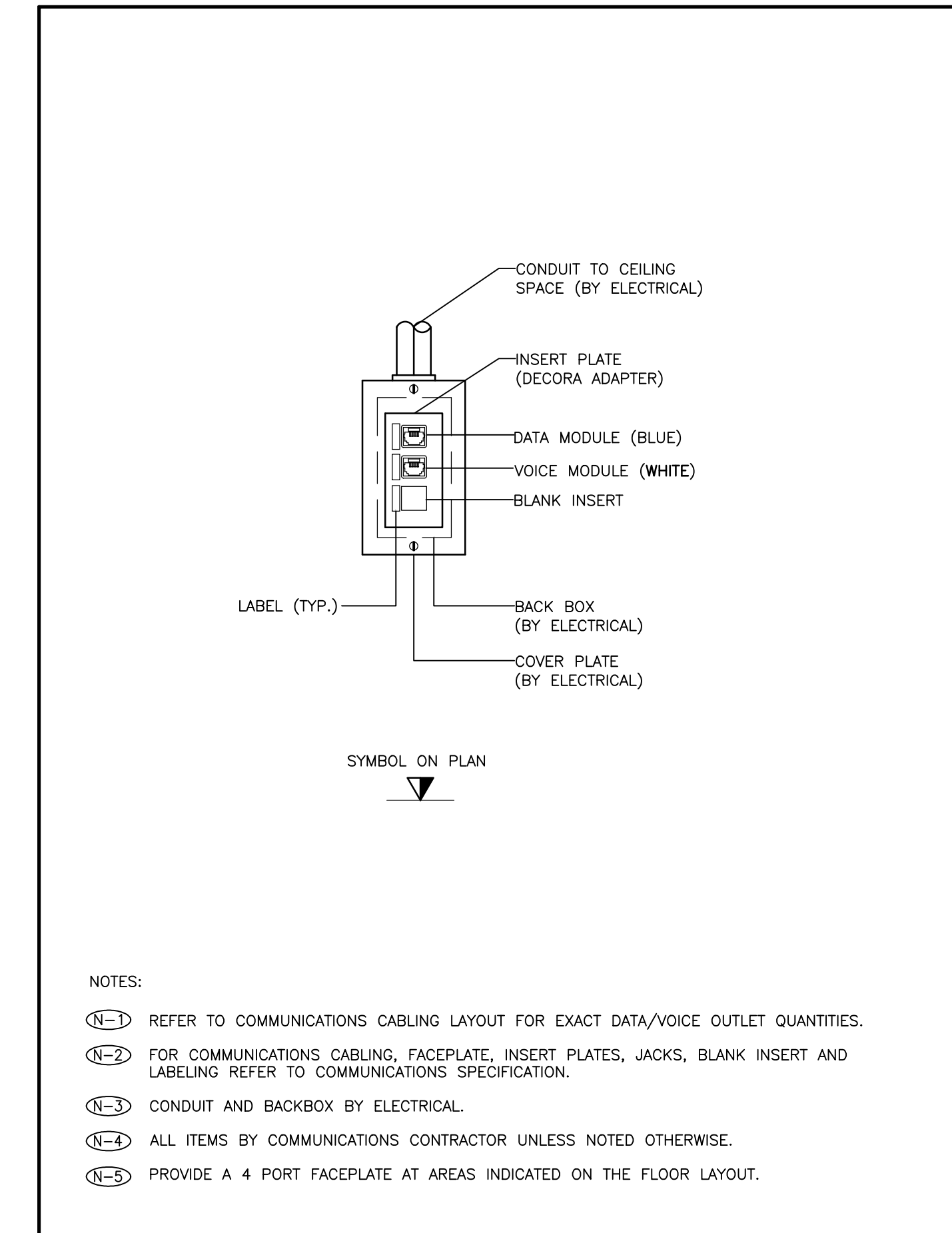
4. FURNITURE SYSTEM CONNECTION - WALL FEED
TC-0 SCALE: N.T.S.



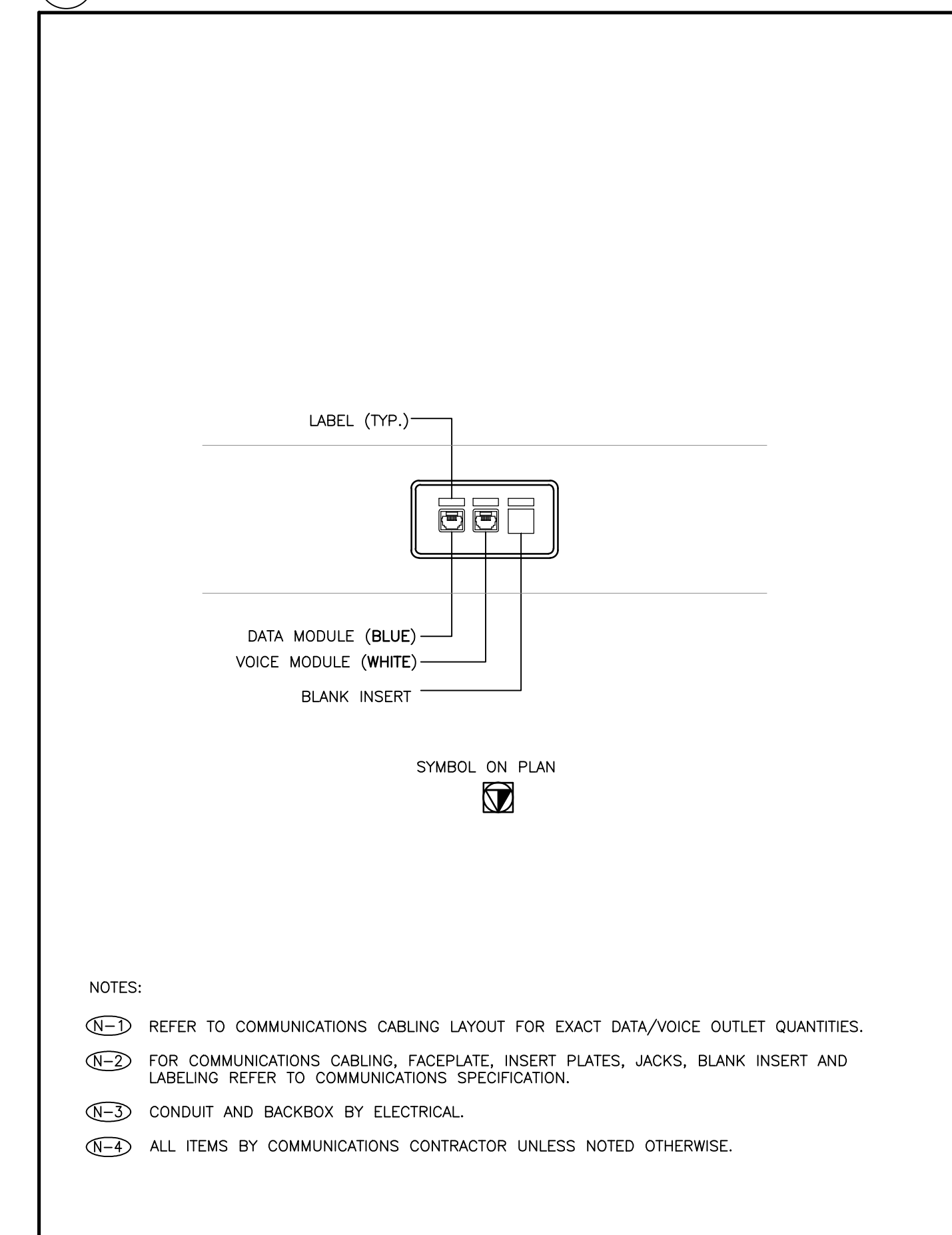
5. CONNECTRAC RACEWAY SYSTEM DETAIL FOR POWER AND COMMUNICATIONS
TC-0 SCALE: N.T.S.



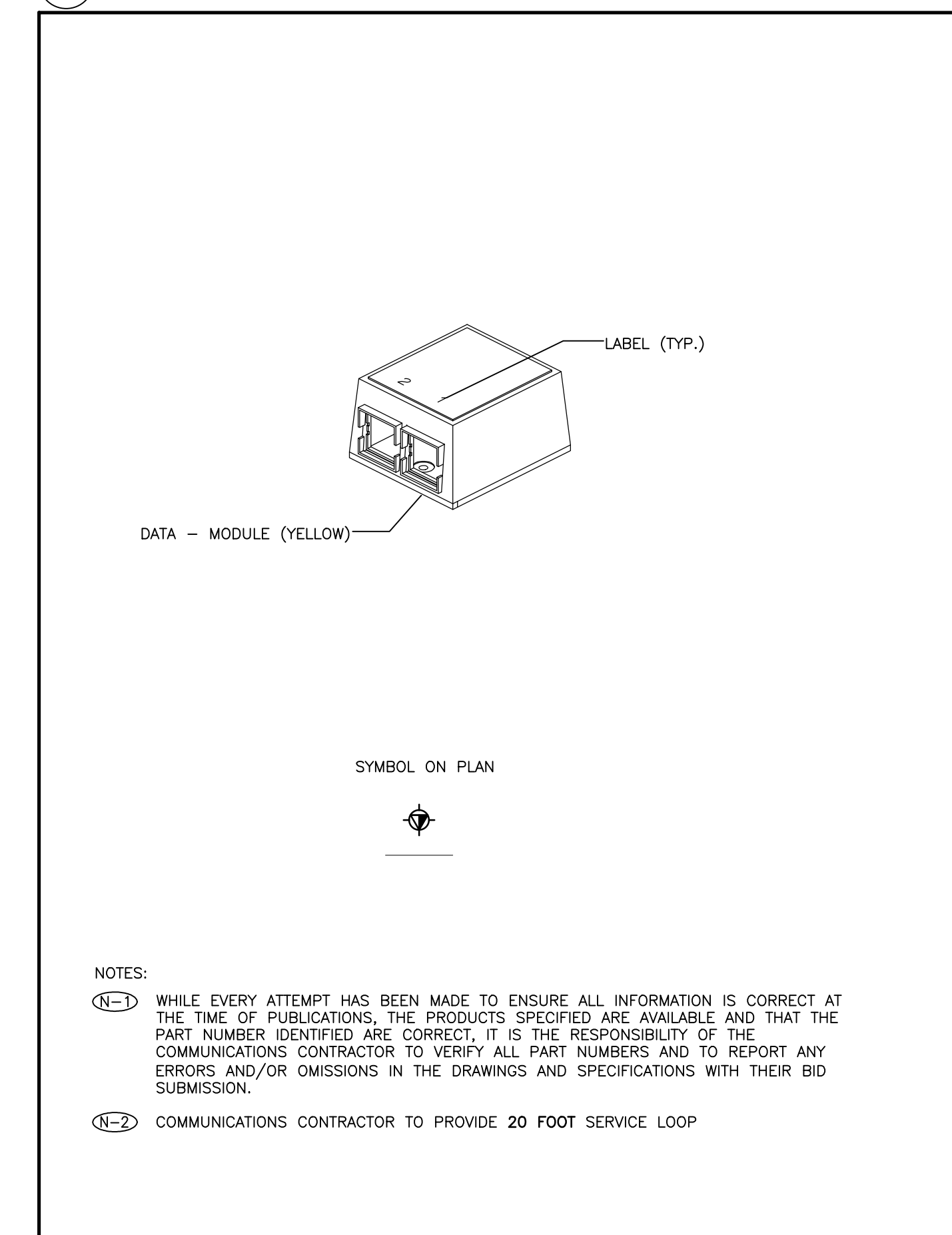
6. DETAIL OF FURNITURE SYSTEM CONNECTION - WIREMOLD
TC-0 SCALE: N.T.S.



7. TYPICAL WALL MOUNTED COMMUNICATIONS OUTLET DETAIL
TC-0 SCALE: N.T.S.



8. TYPICAL FURNITURE MOUNTED COMMUNICATIONS OUTLET DETAIL
TC-0 SCALE: N.T.S.



9. CEILING MOUNTED 2-PORT MDV SIDE ENTRY TERMINATION BOX DETAIL
TC-0 SCALE: N.T.S.

DRAWING LIST

DRAWING No.	TITLE
TC-0-1	DRAWING LIST, GENERAL NOTES, ABBREVIATIONS, LEGENDS AND DETAILS
TC-0-2	COMMUNICATIONS DRAWING SPECIFICATIONS
TC-2-0	2ND FLOOR COMMUNICATIONS LAYOUT
TC-6-0	6TH FLOOR COMMUNICATIONS LAYOUT
TC-7-0	7TH FLOOR COMMUNICATIONS LAYOUT
TC-8-0	8TH FLOOR COMMUNICATIONS LAYOUT
TC-9-0	9TH FLOOR COMMUNICATIONS LAYOUT
TC-10-0	10TH FLOOR COMMUNICATIONS LAYOUT

ABBREVIATIONS

E	EXISTING TO REMAIN	WAP	WIRELESS ACCESS POINT
ER	EXISTING TO BE REMOVED	MC	MASTER CLOCK
R	EXISTING TO BE RELOCATED	LCD	LCD SCREEN LOCATION
F	FUTURE (N.I.C.)	C	CCTV SURVEILLANCE CAMERA
PP	PAY PHONE	SC	SECURITY CAMERA
FD	FIBRE TO DESK	RB	ROOM BOOKING DEVICE
BP	BLANK PLATE	AFF	ABOVE FINISHED FLOOR

COMMUNICATIONS LEGEND

▽	WALL MOUNTED DATA AND/OR VOICE OUTLETS, COMMUNICATIONS CABLE TYPE AS PER SPECIFICATION.
▽	WALL MOUNTED DATA OUTLET, COMMUNICATION CABLE TYPE AS PER SPECIFICATION.
▽	WALL MOUNTED VOICE OUTLET, COMMUNICATION CABLE TYPE AS PER SPECIFICATION.
▽	WALL MOUNTED AUDIO VISUAL CONNECTION, COMMUNICATION CABLE TYPE AS PER SPECIFICATION.
□	FLOOR MOUNTED DATA AND/OR VOICE OUTLETS, COMMUNICATIONS CABLE TYPE AS PER SPECIFICATION.
□	FLOOR MOUNTED DATA OUTLET, COMMUNICATION CABLE TYPE AS PER SPECIFICATION.
□	FLOOR MOUNTED VOICE OUTLET, COMMUNICATION CABLE TYPE AS PER SPECIFICATION.
□	FURNITURE MOUNTED DATA AND/OR VOICE OUTLETS, COMMUNICATIONS CABLE TYPE AS PER SPECIFICATION.
□	FURNITURE MOUNTED DATA OUTLET, COMMUNICATION CABLE TYPE AS PER SPECIFICATION.
□	FURNITURE MOUNTED VOICE OUTLET, COMMUNICATION CABLE TYPE AS PER SPECIFICATION.
▽	WIREMOLD MOUNTED DATA AND/OR VOICE OUTLETS, COMMUNICATIONS CABLE TYPE AS PER SPECIFICATION.
○	CEILING MOUNTED DATA OUTLETS, CABLE TYPE AS PER SPECIFICATION.
○	CEILING MOUNTED VOICE OUTLET, COMMUNICATION CABLE TYPE AS PER SPECIFICATION.
○	CEILING MOUNTED AUDIO VISUAL CONNECTION, COMMUNICATION CABLE TYPE AS PER SPECIFICATION.
□	4-PAIR HORIZONTAL COPPER DATA CABLE FOR SECURITY CAMERA CABLING.
D-XXX	4-PAIR HORIZONTAL COPPER DATA CABLE LABELING SCHEME SHOWN IS GENERIC. VERIFY EXACT LABELING SCHEME WITH CLIENT PRIOR TO INSTALLATION.
V-XXX	2-PAIR HORIZONTAL COPPER VOICE CABLE LABELING SCHEME SHOWN IS GENERIC. VERIFY EXACT LABELING SCHEME WITH CLIENT PRIOR TO INSTALLATION.
W-XXX	4-PAIR HORIZONTAL COPPER DATA CABLE FOR WIRELESS ACCESS POINTS LABELING SCHEME SHOWN IS GENERIC. VERIFY EXACT LABELING SCHEME WITH CLIENT PRIOR TO INSTALLATION.
AV-XXX	4-PAIR HORIZONTAL COPPER DATA CABLE FOR AUDIO/VISUAL LABELING SCHEME SHOWN IS GENERIC. VERIFY EXACT LABELING SCHEME WITH CLIENT PRIOR TO INSTALLATION.
S-XXX	4-PAIR HORIZONTAL COPPER DATA CABLE FOR SECURITY LABELING SCHEME SHOWN IS GENERIC. VERIFY EXACT LABELING SCHEME WITH CLIENT PRIOR TO INSTALLATION.
○	COAXIAL DATA OUTLET
W	FEED POINT FOR COMMUNICATIONS CABLING. LETTER DENOTES FEED LOCATION: W = WALL, F = FLOOR, P = PAC POLE, WW = WIREMOLD
○	CONDUIT FOR COMMUNICATIONS CABLING. SIZE AND QUANTITY AS NOTED BY ELECTRICAL UNLESS OTHERWISE NOTED.
	CABLE TRAY FOR COMMUNICATIONS CABLING. SIZE AS NOTED BY ELECTRICAL CONTRACTOR UNLESS OTHERWISE NOTED.
—	GRID POINT BOUNDARY
□	NOT IN CONTRACT

NOTE: NOT ALL SYMBOLS APPLY. CONTRACTOR TO REFER TO FLOOR PLANS.



No.	Date	Revision
1	10/11/18	ISSUED FOR TENDER

PROJECT CONTACT

NAME: JOSHUA BLIZZARD
TEL: 416-497-8121 x1285
EMAIL: joshua.blizzard@smithandandersen.com

THIS DRAWING SHALL BE READ IN CONJUNCTION WITH COMMUNICATIONS SPECIFICATION SUBMITTED FOR THIS PROJECT.



Smith + Andersen
4211 Yonge Street, Suite 300 Toronto, Ontario M2P 2J8
416 467 8331 / 416 467 9104 smithandandersen.com

Project:
74 VICTORIA STREET
TORONTO ONTARIO
IRB OFFICE RENO
FLOORS 2, 6-10

Drawing title:
DRAWING LIST, GENERAL
NOTES, ABBREVIATIONS,
LEGENDS AND DETAILS

Project no: 02036.007 Useable Area:

Scale: AS-NOTED Rentable Area:

Designer: JB Date: SEP. 2018

Drawn by: CV Checked by:

Drawing title:

Client approval:

Drawing no.
TC-0.1

- GENERAL NOTES
1. REFER TO ARCHITECTURAL PLANS FOR DIMENSIONS, HEIGHTS, PARTITION TYPES, CEILING TYPES, CONSTRUCTION DETAILS, FINISHES, AND COLOURS.
 2. WHILE EVERY ATTEMPT HAS BEEN MADE TO ENSURE ALL INFORMATION IS CORRECT AT THE TIME OF PUBLICATION, THE PRODUCTS SPECIFIED ARE AVAILABLE AND THAT THE PART NUMBER IDENTIFIED ARE CORRECT, IT IS THE RESPONSIBILITY OF THE COMMUNICATIONS CONTRACTOR TO VERIFY ALL PART NUMBERS AND TO REPORT ANY ERRORS AND/OR OMISSIONS IN THE DRAWINGS AND SPECIFICATIONS WITH THEIR BID SUBMISSION.
 3. ALL ITEMS BY COMMUNICATIONS CONTRACTOR UNLESS OTHERWISE NOTED.

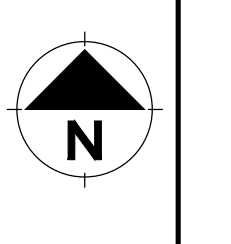


No.	Date	Revision
1	10/11/18	ISSUED FOR TENDER

PROJECT CONTACT

NAME: JOSHUA BLIZZARD
TEL: 416-487-8121 x1285
EMAIL: joshua.blizzard@smithandanderson.com

THIS DRAWING SHALL BE READ IN CONJUNCTION WITH COMMUNICATING SPECIFICATION SUBMITTED FOR THIS PROJECT.



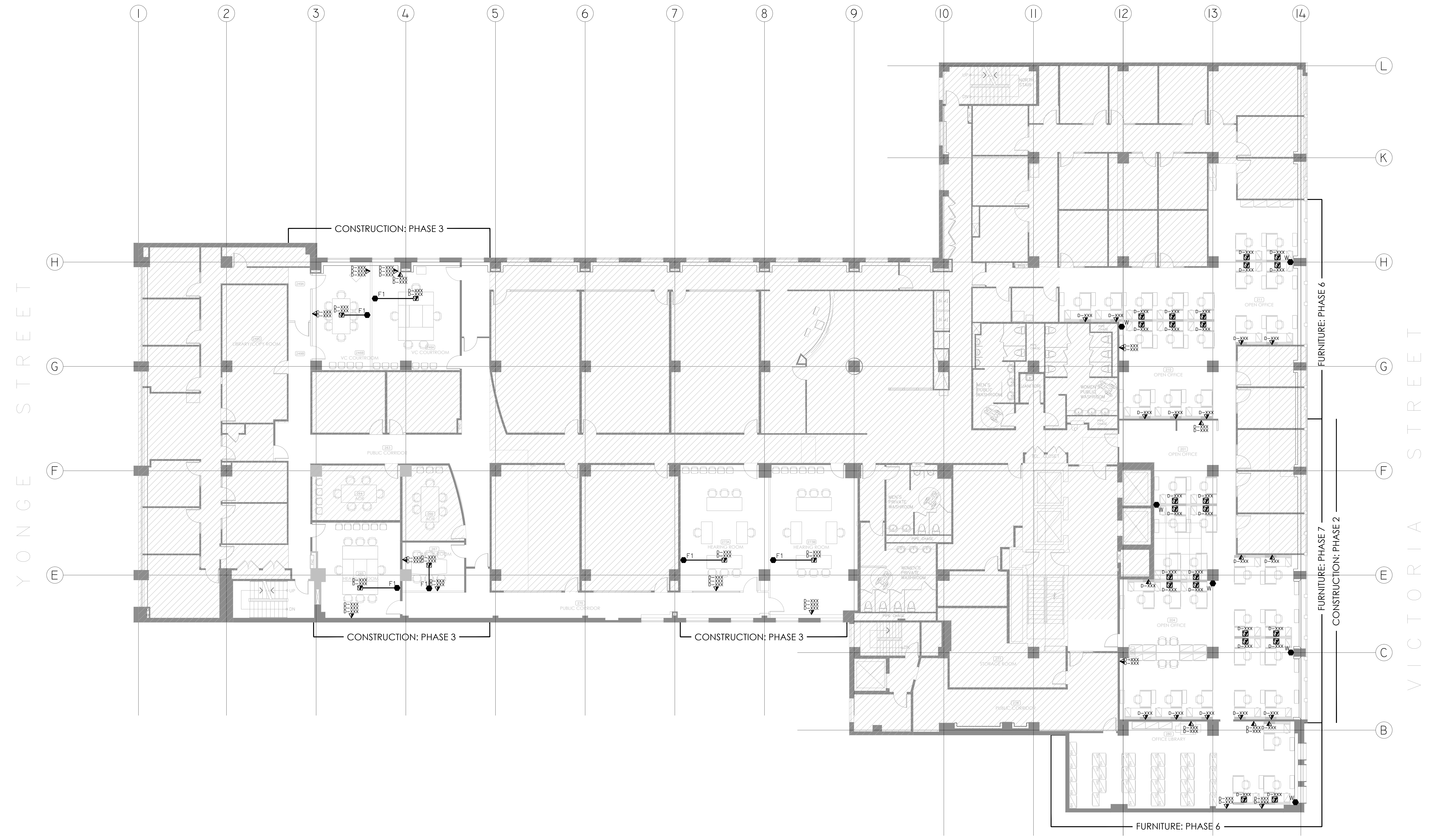
Smith + Andersen
4211 Yonge Street, Suite 900 Toronto, Ontario M2P 2J8
416 487 8331 / 416 487 9104 smithandanderson.com

Project:
74 VICTORIA STREET
TORONTO ONTARIO
IRB OFFICE RENO
FLOORS 2, 6-10

Drawing title:
2ND FLOOR COMMUNICATIONS
LAYOUT

Project no: 02036.007	Useable Area:
Scale: 1:100	Rentable Area:
Designer: JB	Date: SEP. 2018
Drawn by: CV	Checked by:

Drawing title:
Client approval:
Drawing no.
TC-2.0



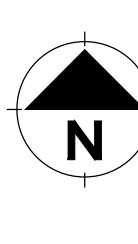
74 VICTORIA STREET



1	10/11/18	ISSUED FOR TENDER
No.	Date	Revision

PROJECT CONTACT
 NAME: JOSHUA BLIZZARD
 TEL: 416-497-8121 x1285
 EMAIL: joshua.blizzard@smithandandersen.com

THIS DRAWING SHALL BE READ IN CONJUNCTION WITH COMMUNICATING SPECIFICATION SUBMITTED FOR THIS PROJECT.



Smith + Andersen
 4211 Yonge Street, Suite 900, Toronto, Ontario M2P 2B8
 416 497 8121 F 416 497 9104 email@smithandandersen.com

Project:
 74 VICTORIA STREET
 TORONTO ONTARIO
 IRB OFFICE RENO
 FLOORS 2, 6-10

Drawing title:
 6TH FLOOR COMMUNICATIONS LAYOUT

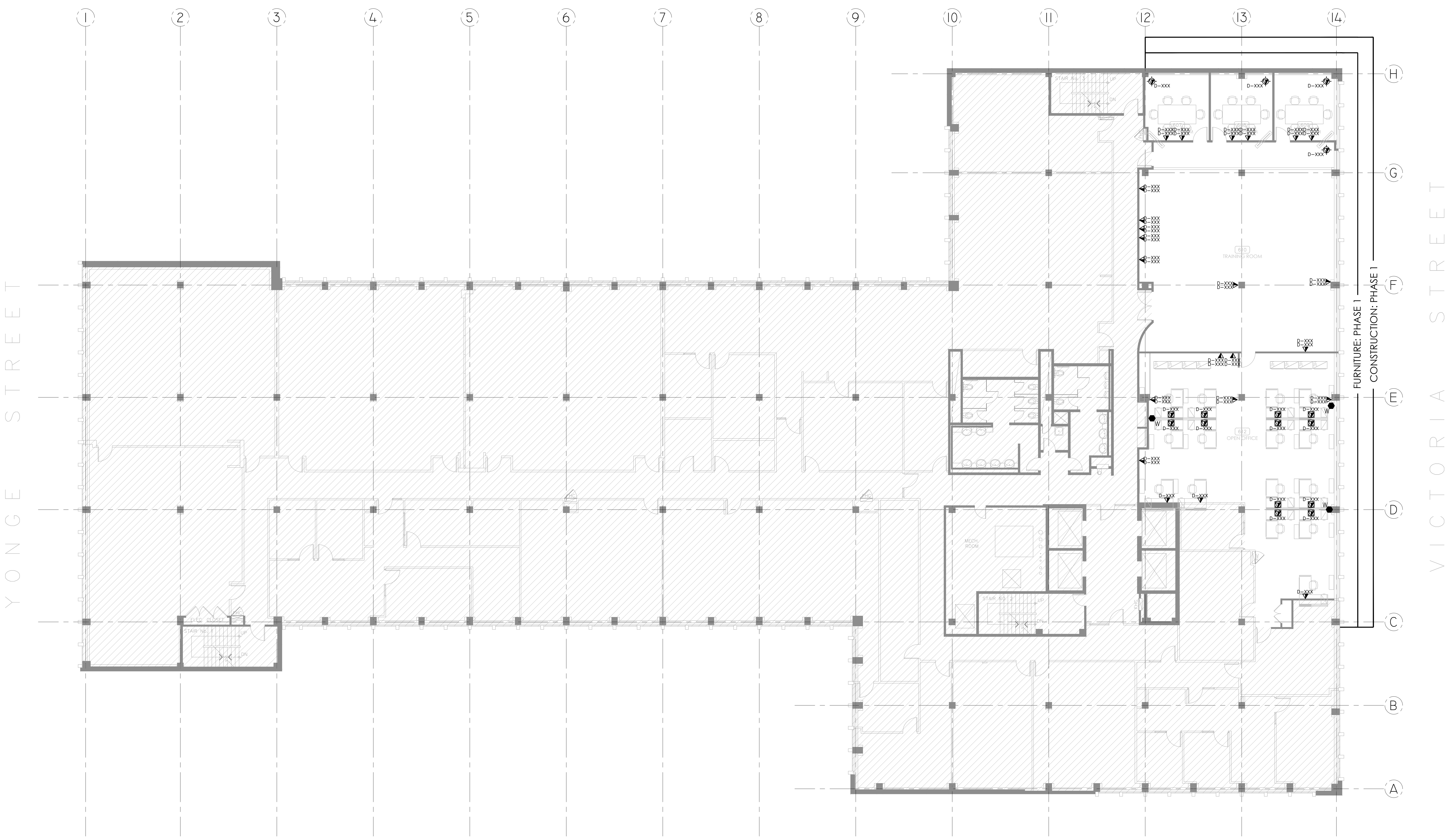
Project no:	Useable Area:
02036.007	
Scale:	Rentable Area:
1:100	
Designer:	Date:
JB	SEP. 2018
Drawn by:	Checked by:
CV	

Drawing title:
 Client approval:

Drawing no.
TC-6.0

- GENERAL NOTES**
1. REFER TO ARCHITECTURAL PLANS FOR DIMENSIONS, HEIGHTS, PARTITION TYPES, CEILING TYPES, CONSTRUCTION DETAILING, MOUNTING DETAILS, FINISHES, AND COLOURS.
 2. WHILE EVERY ATTEMPT HAS BEEN MADE TO ENSURE ALL INFORMATION IS CORRECT AT THE TIME OF PUBLICATION, THE PRODUCTS SPECIFIED ARE AVAILABLE AND THAT THE PART NUMBER IDENTIFIED ARE CORRECT, IT IS THE RESPONSIBILITY OF THE COMMUNICATIONS CONTRACTOR TO VERIFY ALL PART NUMBERS AND TO REPORT ANY ERRORS AND/OR OMISSIONS IN THE DRAWINGS AND SPECIFICATIONS WITH THEIR BID SUBMISSION.
 3. ALL ITEMS BY COMMUNICATIONS CONTRACTOR UNLESS OTHERWISE NOTED.

RICHMOND STREET



ADELAIDE STREET

74 VICTORIA STREET

- GENERAL NOTES**
1. REFER TO ARCHITECTURAL PLANS FOR DIMENSIONS, HEIGHTS, PARTITION TYPES, CEILING TYPES, CONSTRUCTION DETAILING, MOUNTING DETAILS, FINISHES, AND COLOURS.
 2. WHILE EVERY ATTEMPT HAS BEEN MADE TO ENSURE ALL INFORMATION IS CORRECT AT THE TIME OF PUBLICATION, THE PRODUCTS SPECIFIED ARE AVAILABLE AND THAT THE PART NUMBER IDENTIFIED ARE CORRECT, IT IS THE RESPONSIBILITY OF THE COMMUNICATIONS CONTRACTOR TO VERIFY ALL PART NUMBERS AND TO REPORT ANY ERRORS AND/OR OMISSIONS IN THE DRAWINGS AND SPECIFICATIONS WITH THEIR BID SUBMISSION.
 3. ALL ITEMS BY COMMUNICATIONS CONTRACTOR UNLESS OTHERWISE NOTED.

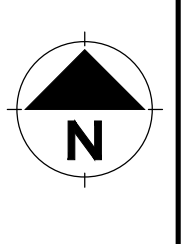


No.	Date	Revision
1	10/11/18	ISSUED FOR TENDER

PROJECT CONTACT

NAME: JOSHUA BLIZZARD
 TEL: 416-467-8101 x1285
 EMAIL: joshua.blizzard@smithandandersen.com

THIS DRAWING SHALL BE READ IN CONJUNCTION WITH COMMUNICATIONS SPECIFICATION SUBMITTED FOR THIS PROJECT.



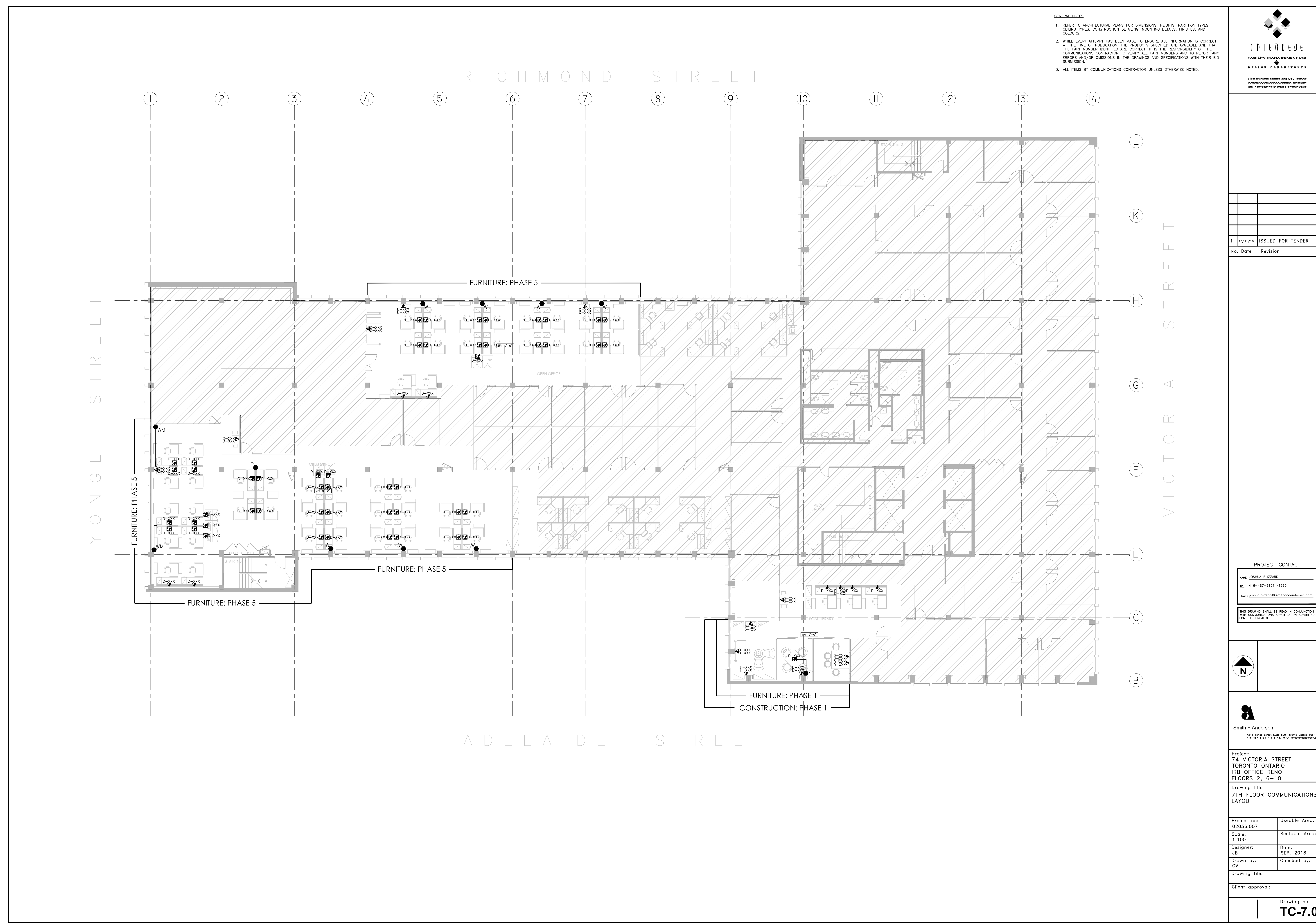
Smith + Andersen
 4211 Yonge Street, Suite 300 Toronto, Ontario M2P 2J9
 416 467 8101 / 416 467 9104 smithandandersen.com

Project:
 74 VICTORIA STREET
 TORONTO ONTARIO
 IRB OFFICE RENO
 FLOORS 2, 6-10

Drawing title:
 7TH FLOOR COMMUNICATIONS LAYOUT

Project no: 02036.007	Useable Area:
Scale: 1:100	Rentable Area:
Designer: JB	Date: SEP. 2018
Drawn by: CV	Checked by:

Drawing title:
 Client approval:
 Drawing no.
TC-7.0



RICHMOND STREET

ADELAIDE STREET

YONGE STREET

VICTORIA STREET

74 VICTORIA STREET

- GENERAL NOTES
1. REFER TO ARCHITECTURAL PLANS FOR DIMENSIONS, HEIGHTS, PARTITION TYPES, CEILING TYPES, CONSTRUCTION DETAILING, MOUNTING DETAILS, FINISHES, AND COLOURS.
 2. WHILE EVERY ATTEMPT HAS BEEN MADE TO ENSURE ALL INFORMATION IS CORRECT AT THE TIME OF PUBLICATION, THE PRODUCTS SPECIFIED ARE AVAILABLE AND THAT THE PART NUMBER IDENTIFIED ARE CORRECT, IT IS THE RESPONSIBILITY OF THE COMMUNICATIONS CONTRACTOR TO VERIFY ALL PART NUMBERS AND TO REPORT ANY ERRORS AND/OR OMISSIONS IN THE DRAWINGS AND SPECIFICATIONS WITH THEIR BID SUBMISSION.
 3. ALL ITEMS BY COMMUNICATIONS CONTRACTOR UNLESS OTHERWISE NOTED.

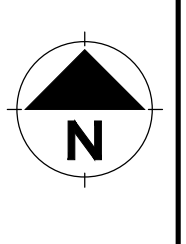


1	18/11/18	ISSUED FOR TENDER
No.	Date	Revision

PROJECT CONTACT

NAME: JOSHUA BLIZZARD
TEL: 416-487-8121 x1285
EMAIL: joshua.blizzard@smithandandersen.com

THIS DRAWING SHALL BE READ IN CONJUNCTION WITH COMMUNICATIONS SPECIFICATION SUBMITTED FOR THIS PROJECT.



Smith + Andersen
4211 Yonge Street, Suite 900 Toronto, Ontario M2P 2B9
416 487 8331 F 416 487 9104 email: smithandandersen.com

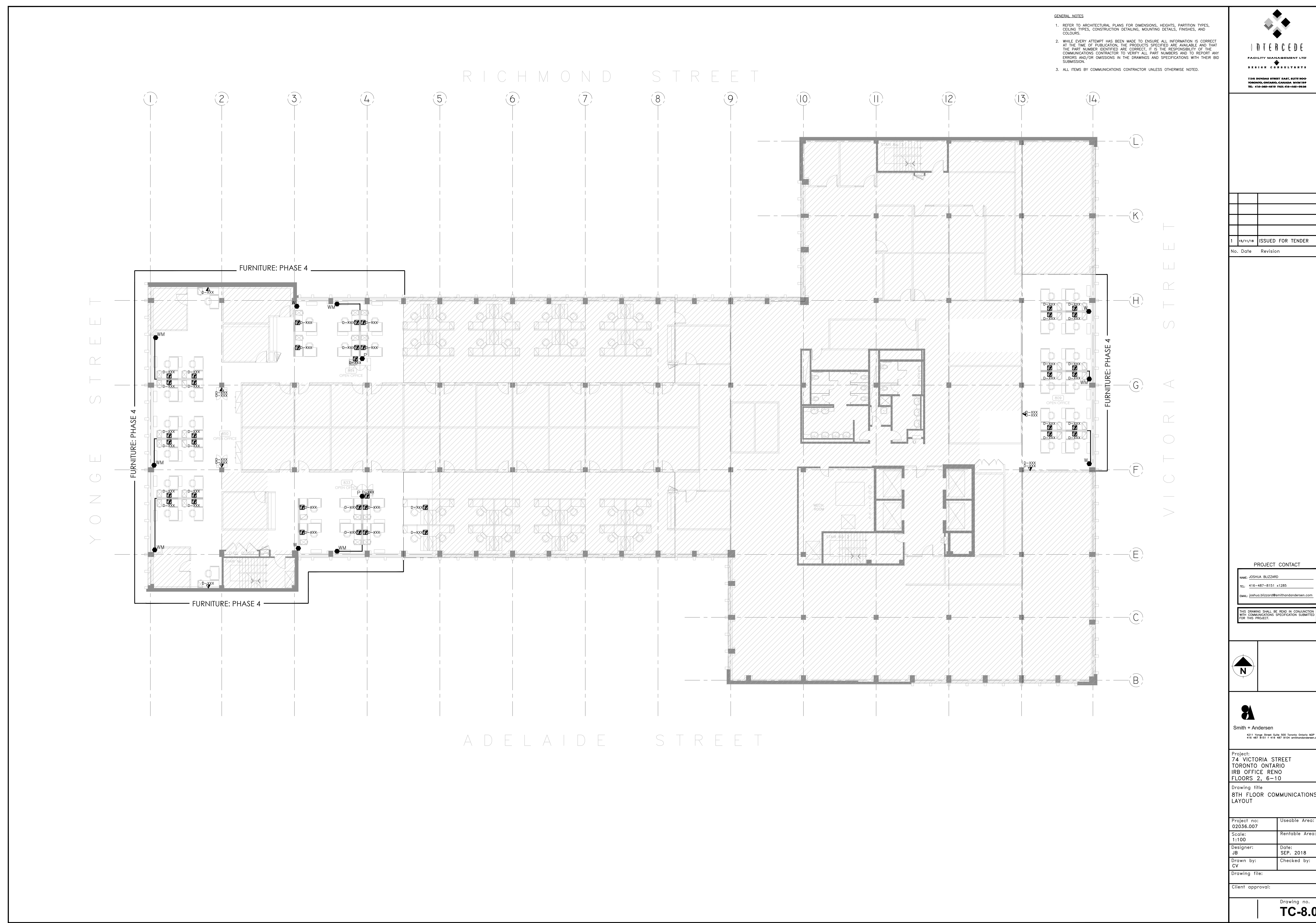
Project:
74 VICTORIA STREET
TORONTO ONTARIO
IRB OFFICE RENO
FLOORS 2, 6-10

Drawing title
8TH FLOOR COMMUNICATIONS LAYOUT

Project no: 02036.007	Useable Area:
Scale: 1:100	Rentable Area:
Designer: JB	Date: SEP. 2018
Drawn by: CV	Checked by:

Drawing file:
Client approval:

Drawing no.
TC-8.0



RICHMOND STREET

ADELAIDE STREET

YONGE STREET

VICTORIA STREET

74 VICTORIA STREET

- GENERAL NOTES
1. REFER TO ARCHITECTURAL PLANS FOR DIMENSIONS, HEIGHTS, PARTITION TYPES, CEILING TYPES, CONSTRUCTION DETAILS, MOUNTING DETAILS, FINISHES, AND COLOURS.
 2. WHILE EVERY ATTEMPT HAS BEEN MADE TO ENSURE ALL INFORMATION IS CORRECT AT THE TIME OF PUBLICATION, THE PRODUCTS SPECIFIED ARE AVAILABLE AND THAT THE PART NUMBER IDENTIFIED ARE CORRECT, IT IS THE RESPONSIBILITY OF THE COMMUNICATIONS CONTRACTOR TO VERIFY ALL PART NUMBERS AND TO REPORT ANY ERRORS AND/OR OMISSIONS IN THE DRAWINGS AND SPECIFICATIONS WITH THEIR BID SUBMISSION.
 3. ALL ITEMS BY COMMUNICATIONS CONTRACTOR UNLESS OTHERWISE NOTED.

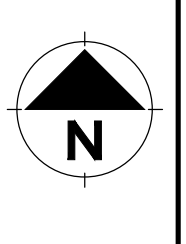


1	18/11/18	ISSUED FOR TENDER
No.	Date	Revision

PROJECT CONTACT

NAME: JOSHUA BLIZZARD
TEL: 416-487-8121 x1285
EMAIL: joshua.blizzard@smithandandersen.com

THIS DRAWING SHALL BE READ IN CONJUNCTION WITH COMMUNICATING SPECIFICATION SUBMITTED FOR THIS PROJECT.



Smith + Andersen
4211 Yonge Street, Suite 900 Toronto, Ontario M2P 2J8
416 487 8121 / 416 487 9104 smithandandersen.com

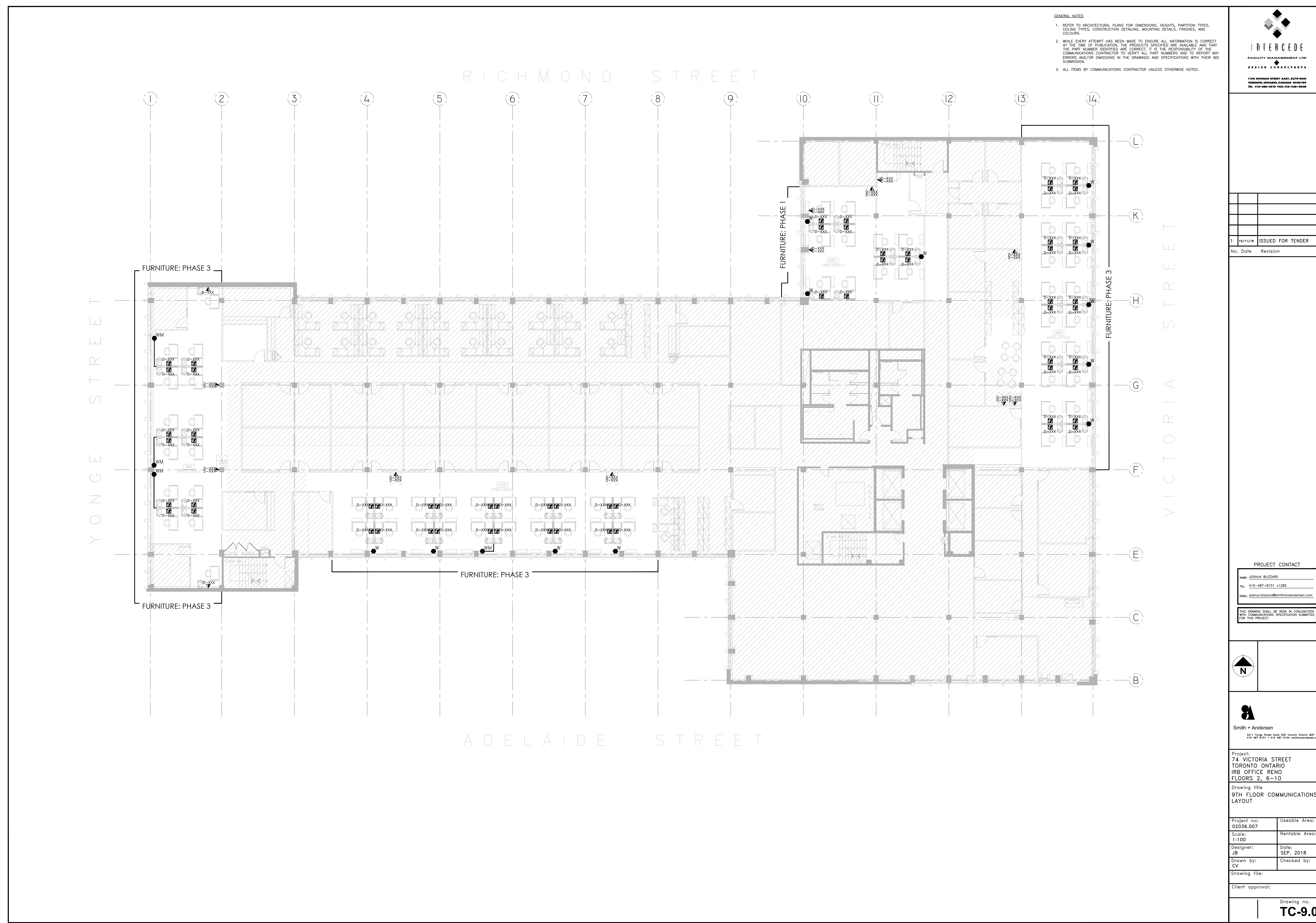
Project:
74 VICTORIA STREET
TORONTO ONTARIO
IRB OFFICE RENO
FLOORS 2, 6-10

Drawing title
9TH FLOOR COMMUNICATIONS
LAYOUT

Project no: 02036.007	Useable Area:
Scale: 1:100	Rentable Area:
Designer: JB	Date: SEP. 2018
Drawn by: CV	Checked by:

Drawing title:
Client approval:

Drawing no.
TC-9.0



RICHMOND STREET

ADELAIDE STREET

YONGE STREET

VICTORIA STREET

74 VICTORIA STREET

- GENERAL NOTES
1. REFER TO ARCHITECTURAL PLANS FOR DIMENSIONS, HEIGHTS, PARTITION TYPES, CEILING TYPES, CONSTRUCTION DETAILING, MOUNTING DETAILS, FINISHES, AND COLOURS.
 2. WHILE EVERY ATTEMPT HAS BEEN MADE TO ENSURE ALL INFORMATION IS CORRECT AT THE TIME OF PUBLICATION, THE PRODUCTS SPECIFIED ARE AVAILABLE AND THAT THE PART NUMBER IDENTIFIED ARE CORRECT, IT IS THE RESPONSIBILITY OF THE COMMUNICATIONS CONTRACTOR TO VERIFY ALL PART NUMBERS AND TO REPORT ANY ERRORS AND/OR OMISSIONS IN THE DRAWINGS AND SPECIFICATIONS WITH THEIR BID SUBMISSION.
 3. ALL ITEMS BY COMMUNICATIONS CONTRACTOR UNLESS OTHERWISE NOTED.

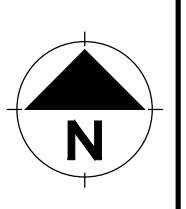


No.	Date	Revision
1	10/11/18	ISSUED FOR TENDER

PROJECT CONTACT

NAME: JOSHUA BLIZZARD
TEL: 416-487-8121 x1285
EMAIL: joshua.blizzard@smithandandersen.com

THIS DRAWING SHALL BE READ IN CONJUNCTION WITH COMMUNICATIONS SPECIFICATION SUBMITTED FOR THIS PROJECT.



Smith + Andersen
4211 Yonge Street, Suite 300 Toronto, Ontario M2P 2J8
416 487 8121 / 416 487 9104 smithandandersen.com

Project:
74 VICTORIA STREET
TORONTO ONTARIO
IRB OFFICE RENO
FLOORS 2, 6-10

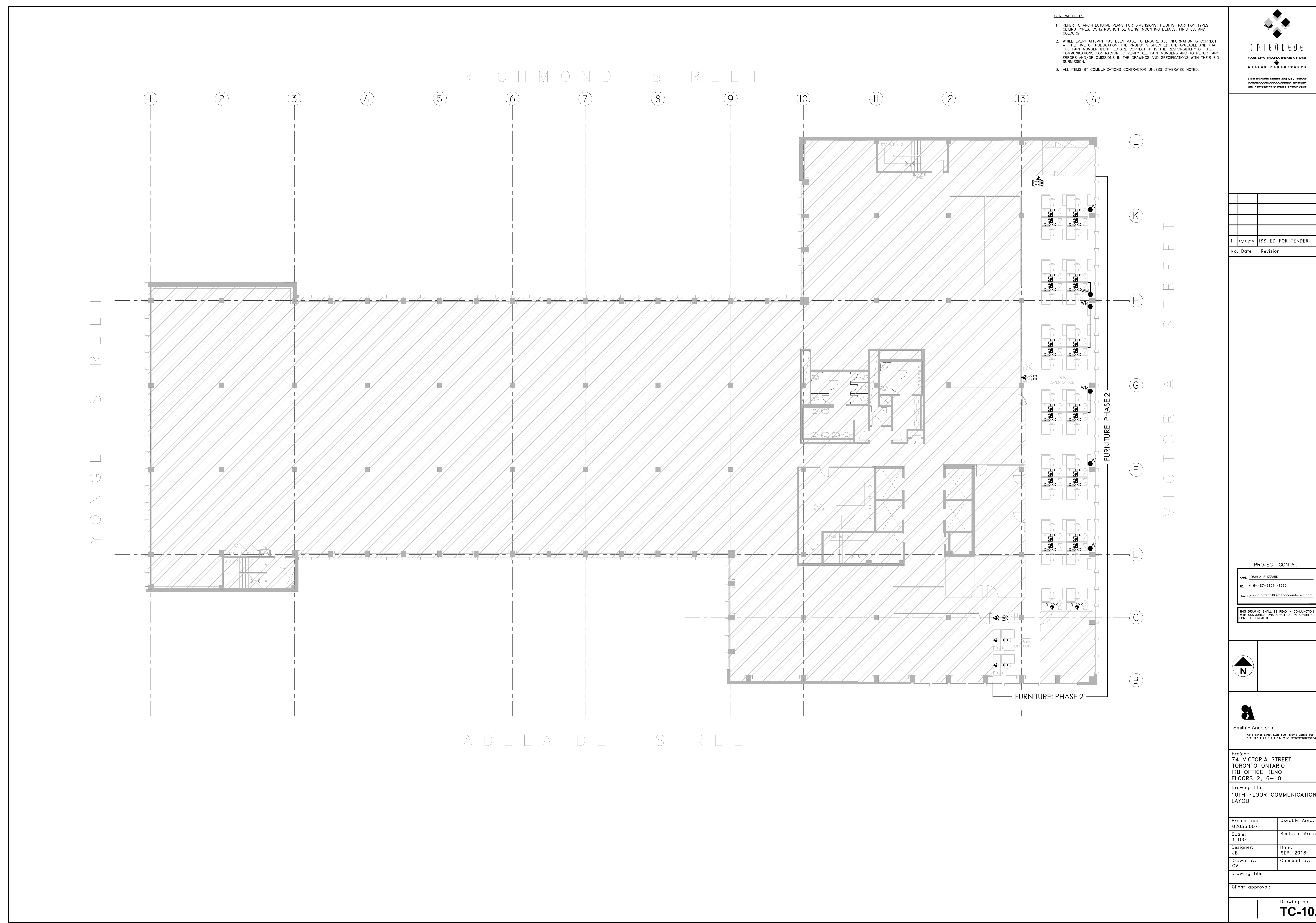
Drawing title
10TH FLOOR COMMUNICATIONS LAYOUT

Project no: 02036.007	Useable Area:
Scale: 1:100	Rentable Area:
Designer: JB	Date: SEP. 2018
Drawn by: CV	Checked by:

Drawing file:

Client approval:

Drawing no.
TC-10.0



74 VICTORIA STREET