

ARCHETEXTURAL ADDENDUM # 1

Please note: The following changes to the Tender shall form part of the “Tender Documents”.

Change

1. The floor level difference between Lab 218 and adjoining Lab 268 adjacent Door 217 is not known but anticipated to be between 30mm and 50mm. The floor shall be infilled, and the finished floor ramped to create a smooth transition within the existing opening. At transition between floor slabs, provide a stainless steel and thermoplastic rubber surface joint profile. Standard of Acceptance shall be Schluter Dilex EKSB or equal. Exact location and details will be determined upon demolition of the opening.
2. Door 226B has changed from an RHR to an LHR as indicated on ASK-01 attached.
3. The existing metal door frame in the opening to Alcove #1 shall remain, sharp edge cut outs which remain from when hardware was removed to be infilled with new metal plate and patched prior to painting. See new note on ASK-01.
4. Demolition Note #9 on drawing A-01 revised to read “DOOR FRAMES NOT BEING RE-USED SHALL BE REMOVED.”
5. Architectural Note #5 on drawing A-01 revised to read “INSTALL FLOOR LEVELER FOR NEW LINOLEUM FLOOR AND VINYL BASE”
6. Sliding door #224A, frame and hardware deleted. Wall between rooms 224 and 226 now a full type ‘W1’ partition.
7. Specification 09 65 00 - Resilient Floor, 2.1.2 delete reference “25 x 50mm tile”, this is to be continuous sheet flooring. Flooring sheet shall be color # 3886 or the same color as the adjacent laboratory.

Clarifications

1. **Following clarifications apply to drawing A-1.** Door #216 is currently in a wood frame on the corridor face of Vestibule #4. Both existing wood frames and the door in Vestibule #4 shall be removed, a new metal frame installed on the corridor side of Vestibule #4 and the existing Door #216 re-installed in the new frame.

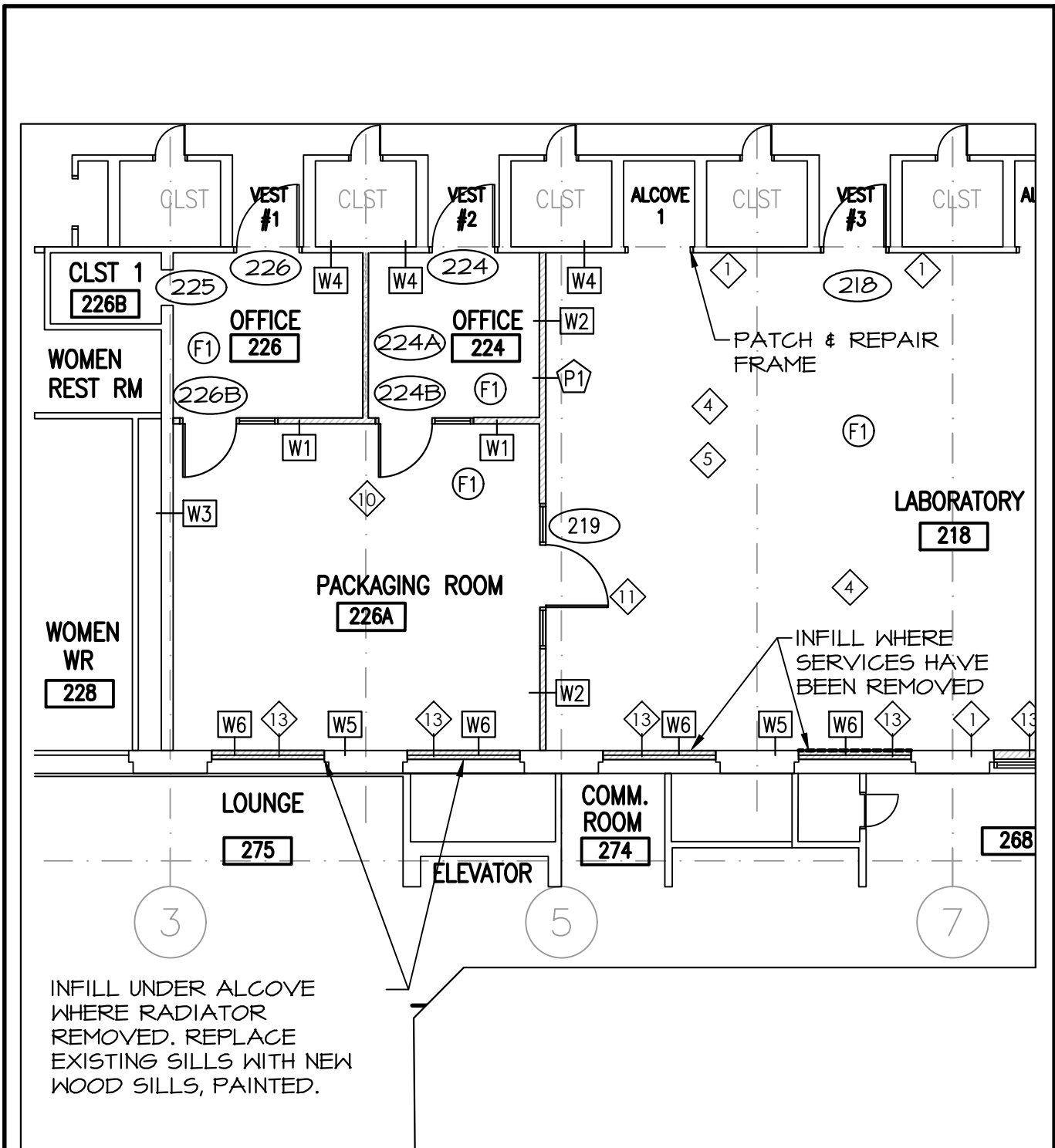
Attachments


1. ASK-01

ALL OTHER SPECIFICATIONS, TERMS AND CONDITIONS REMAIN UNCHANGED.



Ted Mitchell, NSAA



 Public Works and Government Services Canada	Travaux publics et Services gouvernementaux Canada	Drawing title		Titre du dessin		designed	conçu	date
		CHANGES TO FLOOR PLAN A01		SNM		12 DEC18		
drawn				dessiné		date		
SNM				12 DEC 18				
approved		approuvé		date				
project National Research Council Halifax (HFX) Energy Performance Contract		project 		Tender PWGSC Project Manager project number 5605		Soumission Administrateur de projets TPSGC no. du projet drawing no. ASK-01		no. du dessin

MECHANICAL ADDENDUM # 1

Reference Dwg. MSK-1-M-101:

Add return grills as indicated on MSK-1-M-101 and “DIFFUSER / GRILLE SCHEDULE” Designation R3.

Reference Dwg. M-101 Detail 4/M101 New Sprinkler.

Upright head shown in Freezer Room 218 should be pendent style, brass 19mm outlet.

Not upright as indicated on the detail.

General Note;

Siemens Canada is the Controls Contractor for this project.

Brian Spurrell
Mechanical
F.C. O'Neill, Scriven & Associates Limited
Bayers Road Centre
7071 Bayers Road, Suite 2001
Phone: (902) 429-0701 x 254
Fax: (902) 429-9729
Email: brianws@onsa.ca
Website: www.onsa.ca

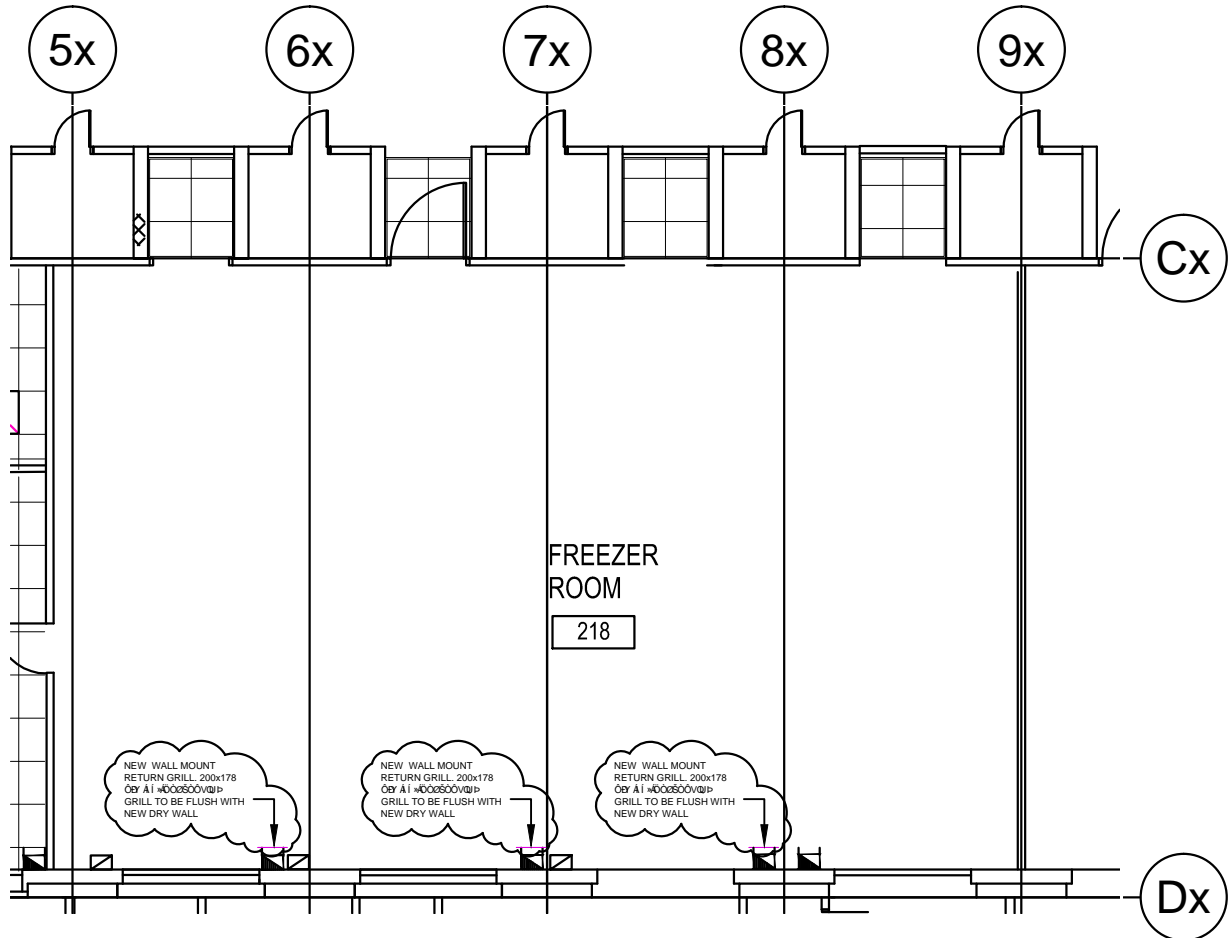


 Please consider the environment before printing this email

DIFFUSER / GRILLE SCHEDULE						
DESIGNATION	MANUF.	MODEL	NECK	FACE	AIR CAP. l/s	COMMENTS
A	EH PRICE	MOD PFDI	150#	600x600	0-95	DUCT MOUNTED c/w OBD COOLING DIFFUSER
B	EH PRICE	RCDE	250#	350#	0-300	DUCT MOUNTED c/w OBD
R1	EH PRICE	SDGER/A	-	900x150	0 - 300	DUCT MOUNTED; c/w OBD
R2	EH PRICE	PCFB	150#	600x600	0 - 75	DUCT MOUNTED; c/w OBD
R3	EH PRICE	530 SERIES	-	180x200	0 - 75	DUCT MOUNTED; c/w OBD

S/A DESIGNATION → A14 → AIR PATTERN → R/A DESIGNATION → R1 → AIR CAPACITY → 100

ABBREVIATIONS : OBD - OPPOSED BLADE DAMPER PERFOR - PERFORATED FACE
C/A - COLOUR BY ARCHITECT EGG - EGGRATE GRILLE



F.C. O'Neill, Scriven & Assoc's Limited
Consulting Engineers

7071 Bayer's Road, Suite 2001, Halifax, Nova Scotia, B3L 2C2 P:(902) 429-0701 f:(902) 429-9729 w:www.onsa.ca
341 Townsend Street, Sydney, Nova Scotia, B1P 5G1 P: (902) 562-8090 f: (902) 562-6621 w: www.onsa.ca
9 Tamarack Terrace, Moncton, New Brunswick, E1A 5R1 P: (506) 383-8733 w: www.onsa.ca

Job Title: FREEZER RENOVATION

Client: NATIONAL RESEARCH COUNCIL

DRAWN: B.W.S. Ck'd:

Date: 2018-12-17

Sheet Title
EAST WING LEVEL 2 FREEZER
ROOM VENTILATION GRILLES

Dwg. No.
MSK1-M-101

December 18, 2018

ELECTRICAL ADDENDUM # 1

Reference Dwg. ESK-E-103.1:

Add new Siemens communications alarm loop through the new Ultra-Low freezers as shown on ESK-E-103.1 and Electrical Note 7.

Reference Dwg. E-101 Demolition.

Electrical contractor to remove all Services, conduit, and wire made redundant by previous demolition back to source and made safe.

Existing electrical services crossing through mechanical duct are to be investigated and if in use rerouted and extended along building lines using Two (2) 90* offsets around duct.

General Note;

Siemens Canada is the Controls Contractor for this project.

Benjamin Doucet, Engineer-In-Training

F.C. O'Neill, Scriven & Associates Limited

7071 Bayers Road Suite 2001 | Halifax, Nova Scotia B3L 2C2

Phone: (902) 429-0701 x 252

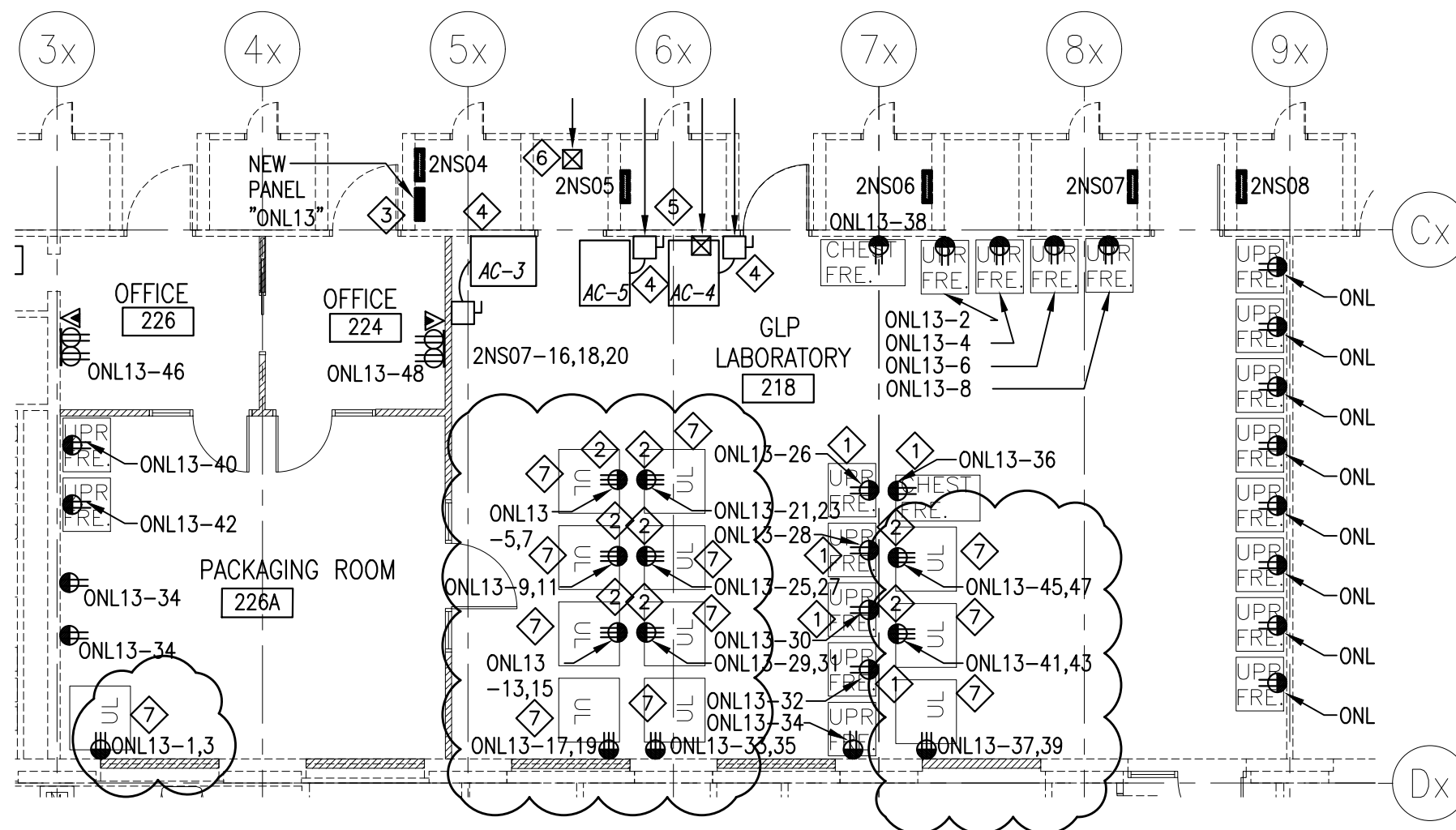
Fax: (902) 429-9729

Email: bend@onsa.ca

Website: www.onsa.ca

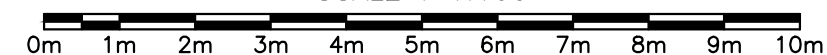


 Please consider the environment before printing this email.



LEVEL 2 POWER & COMMUNICATIONS LAYOUT

SCALE : 1:100



ELECTRICAL NOTES:

INDICATED BY THE $\diamond 1$ SYMBOL ON THE DRAWINGS. (I.E. $\diamond 1$ INDICATES NOTE 1)

NOTE 1: SUPPLY AND INSTALL A 5-20R RECEPTACLE IN COMPLETE OVER FLOOR RACEWAY EQUAL TO LEGRAND CAT NO. OFRBC-8. TO SUPPORT CIRCUITING AS INDICATED ON THE ELECTRICAL DRAWINGS.

NOTE 2: SUPPLY AND INSTALL A 6-20R RECEPTACLE IN COMPLETE OVER FLOOR RACEWAY EQUAL TO LEGRAND CAT NO. OFRBC-8. TO SUPPORT CIRCUITING AS INDICATED ON THE ELECTRICAL DRAWINGS.

NOTE 3: REMOVE REDUNDANT CONDUIT TO ACCOMMODATE MOUNTING OF NEW PANEL.

NOTE 4: PROVIDE AND INSTALL A NEW 3P-30A BREAKER AND A 3P-30A DISCONNECT SWITCH EQUIVALENT TO PASS & SEYMOUR #7813-P MOUNTED ADJACENT TO A/C UNIT. FEEDER TO BE 3#10+#12B-21mm CONDUIT, FINAL CONNECTION TO USE LIQUID TIGHT FLEXIBLE CONDUIT. CIRCUIT AS INDICATED.

NOTE 5: PROVIDE A 120V CIRCUIT FOR TRAP PRIMER CONNECTION, EXACT LOCATION TO BE COORDINATED WITH THE MECHANICAL CONTRACTOR.

NOTE 6: PROVIDE A 120V CIRCUIT FOR VAV BOX CONNECTION, EXACT LOCATION TO BE COORDINATED WITH THE MECHANICAL CONTRACTOR.

NOTE 7: EACH CONVIRON ULTRA-LOW UNIT IN FREEZER ROOM (TOTAL OF 12) TO BE MONITORED FOR ALARM, RUN A 2C/#20AWG CABLE EXISTING CONTROL PANEL DPU#5 ON FLOOR ABOVE TO EACH ULTRA-LOW UNIT IN SERIES (LOOP). PROVIDE A 27mm CONDUIT RACEWAY FROM PANEL DPU#5 TO FREEZER ROOM FOR CABLING AND TERMINATE AT A JUNCTION BOX AT EACH UNIT, FINAL CONNECTION TO USE 16mm FLEXIBLE CONDUIT.

	F.C. O'Neill, Scriven & Assoc's Limited Consulting Engineers	7071 Bayer's Road, Suite 2001, Halifax, Nova Scotia, B3L 2C2 p:(902) 429-0701 341 Townsend Street, Sydney, Nova Scotia, B1P 5G1 p:(902) 562-8090 w:www.onsa.ca 9 Tamarack Terrace, Moncton, New Brunswick, E1A 5R1 p:(506) 383-8733
	Job Title: FREEZER RENOVATION	Sheet Title: EAST WING LEVEL 2 FREEZER ROOM ULTRA-LOW COMMS LOOP
Client: NATIONAL RESEARCH COUNCIL	Date: 2018-12-17	Dwg. No. ESK-E-103.1
DRAWN: B.A.D.	Ck'd:	