

Consultant

RATIO

Seal



VETERANS CEMETERY NEW BUILDING & PAVING



Revision/Revision	Description/Description	Date/Date
1	Issued for Tender	2018.12.06

Client/client

Veterans Affairs Canada

PO Box 7700
Charlottetown, PE C1A8M9

Project title/Titre du projet

1190 Colville Rd, Esquimalt, BC V9A 4P7

Veterans Cemetery, God's Acre New Maintenance Building and Road Paving

Consultant Signature Box Only

Designed by/Concept par

Designer

Drawn by/Dessiné par

Author

PWGSC, Project Manager/Administrateur de Projets TPSGC

MASOOD DEZFOOLI

PWGSC, Regional Manager, Architectural and Engineering Services/Gestionnaire régionale, Services d'architecture et de génie, TPSGC

PREETIPAL PAUL

Drawing title/Titre du dessin

COVER SHEET

Project No./No. du projet

R.098470.001

RATIO: 4068

Sheet/Feuille

A0.00

OF ##

Revision no./La Révision no.

1

ARCHITECTURAL DRAWING LIST

- A0.00 COVER SHEET
- A0.10 GENERAL NOTES & LEGENDS
- A0.20 ASSEMBLIES & SCHEDULES
- A1.10 SITE PLAN
- A2.10 FLOOR PLAN, ROOF PLAN & REFLECTED CEILING PLAN
- A2.20 ENLARGED PLANS
- A3.10 BUILDING ELEVATIONS
- A4.10 BUILDING SECTIONS
- A5.10 PLAN DETAILS
- A6.10 SECTION DETAILS
- A6.11 SECTION DETAILS
- A6.20 ROOF BEAM SECTIONS
- A7.10 WINDOW SHUTTER & BENCH DETAIL
- A8.10 INTERIOR ELEVATIONS
- A8.11 INTERIOR ELEVATIONS
- A9.10 MILWORK DETAILS
- A9.11 MILWORK DETAILS

STRUCTURAL DRAWING LIST

- S101 GENERAL NOTES
- S102 TYPICAL DETAILS
- S201 FOUNDATION & ROOF PLAN
- S301 CONCRETE SECTIONS & DETAILS
- S302 TIMBER SECTIONS & DETAILS
- S303 TIMBER SECTIONS & DETAILS
- S304 TIMBER SECTIONS & DETAILS

MECHANICAL DRAWING LIST

- M000 COVER SHEET
- M001 EQUIPMENT SCHEDULES & ELECTRICAL MOTORLIST
- M200 FOUNDATION PLAN
- M201 GROUND FLOOR - PLUMBING PLAN
- M400 GROUND FLOOR - HVAC PLAN
- M800 STANDARD DETAILS

ELECTRICAL DRAWING LIST

- E0.00 COVER SHEET
- E1.00 LEGEND & SITE PLAN
- E2.00 SCHEDULES, DETAILS & ELECTRICAL LAYOUT

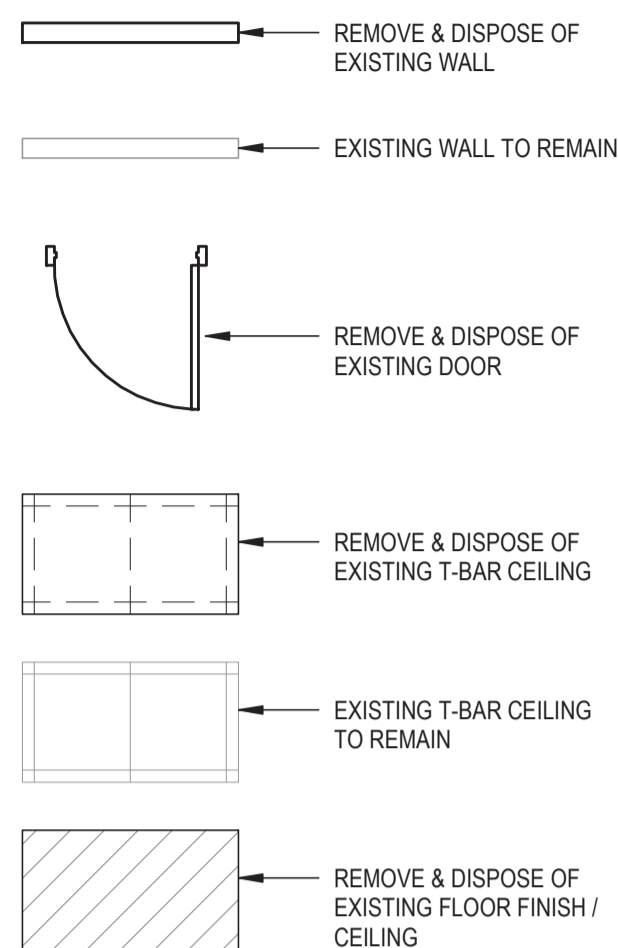
CIVIL DRAWING LIST

- 01 LOCATION & INDEX
- 02 REMOVALS & IMPROVEMENTS PLAN WEST
- 03 REMOVALS & IMPROVEMENTS PLAN EAST
- 04 DRAINAGE & GRADING PLAN WEST
- 05 DRAINAGE & GRADING PLAN EAST

GENERAL ARCHITECTURAL NOTES

- A IT IS IMPERATIVE THAT ARCHITECTURAL TRADES READ ARCHITECTURAL, STRUCTURAL, MECHANICAL & ELECTRICAL DRAWINGS TOGETHER FOR EXTENT AND COORDINATION OF WORK AND INTERFACING OF MATERIALS. CLAIMS FOR EXTRA ARCHITECTURAL WORK RELATED TO STRUCTURAL, ELECTRICAL & MECHANICAL SYSTEMS WHICH ARE SHOWN OR IMPLIED ON THEIR RESPECTIVE DRAWINGS WILL NOT BE ENTERTAINED
- B THE TERM "DRYWALL" SHALL DENOTE GYPSUM WALL BOARD WHICH HAS BEEN TAPED, FILLED & SANDED.
- C COORDINATE ALL DIMENSIONS & DETAILS BETWEEN ARCHITECTURAL, MECHANICAL & ELECTRICAL.
- D INSTALL WOOD BLOCKING IN STUD SPACE OF ALL METAL STUD WALLS FOR ANCHORAGE OF CABINETS, RAILINGS, EQUIPMENT, SHELVING ETC.
- E +/- DIMENSION DENOTES NO MORE THAN 1/2" (13mm) TOLERANCE.
- F ALL EXTERIOR DIMENSIONS ARE TO GRID LINES OR FACE OF EXTERIOR SHEATHING/CONCRETE UNLESS INDICATED OTHERWISE.
- G THE BUILDING SITE SHALL BE GRADED SO THAT SURFACE, SUMP AND ROOF DRAINAGE WILL NOT ACCUMULATE AT OR NEAR THE BUILDING AND WILL NOT DRAIN ONTO OR ADVERSELY AFFECT SIDEWALKS, DRIVEWAYS, STAIRWAYS OR ADJACENT PROPERTIES.
- H THE REQUIREMENTS OF THE 2012 BC BUILDING CODE AS CURRENTLY ADOPTED ARE CONSIDERED TO BE THE MINIMUM STANDARDS TO BE MET.
- I VERIFY ALL DIMENSIONS AND EXISTING CONDITIONS AT THE SITE PRIOR TO CONSTRUCTION. NOTIFY THE CONSULTANT OF ANY DISCREPANCIES BETWEEN THE SITE CONDITIONS AND THE ASSUMED DESIGN CONDITIONS PRIOR TO COMMENCING WORK.

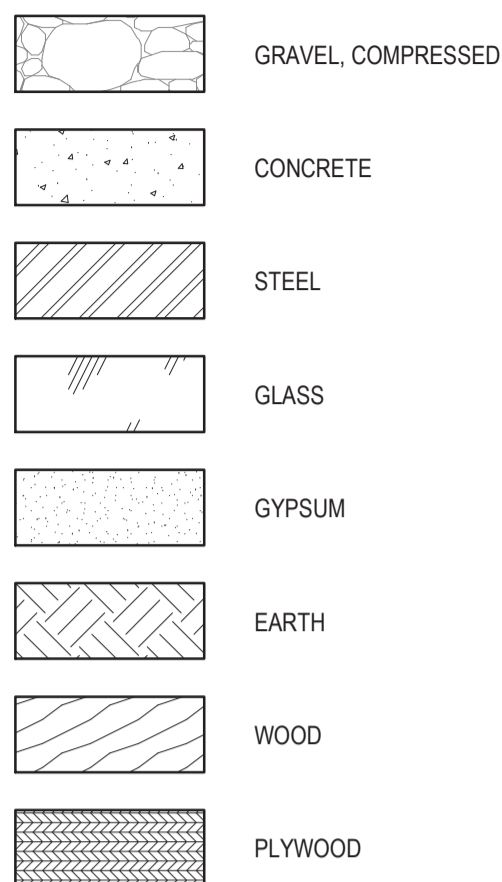
DEMOLITION PLAN LEGEND



MATERIAL ABBREVIATIONS

- AC ACRYLIC SCREEN
- CPT CARPET
- PLY PLYWOOD PANELS
- PT PAINT
- PL PLASTIC LAMINATE
- RB RUBBER BASE
- SS SOLID SURFACE
- T TILE - PORCELAIN & CERAMIC
- TB TILE BASE - PORCELAIN & CERAMIC
- TR EDGE TRANSITION - AS SCHEDULED
- T&G T&G PLYWOOD ROOFING
- WB HARDWOOD BASE

MATERIAL SYMBOLS



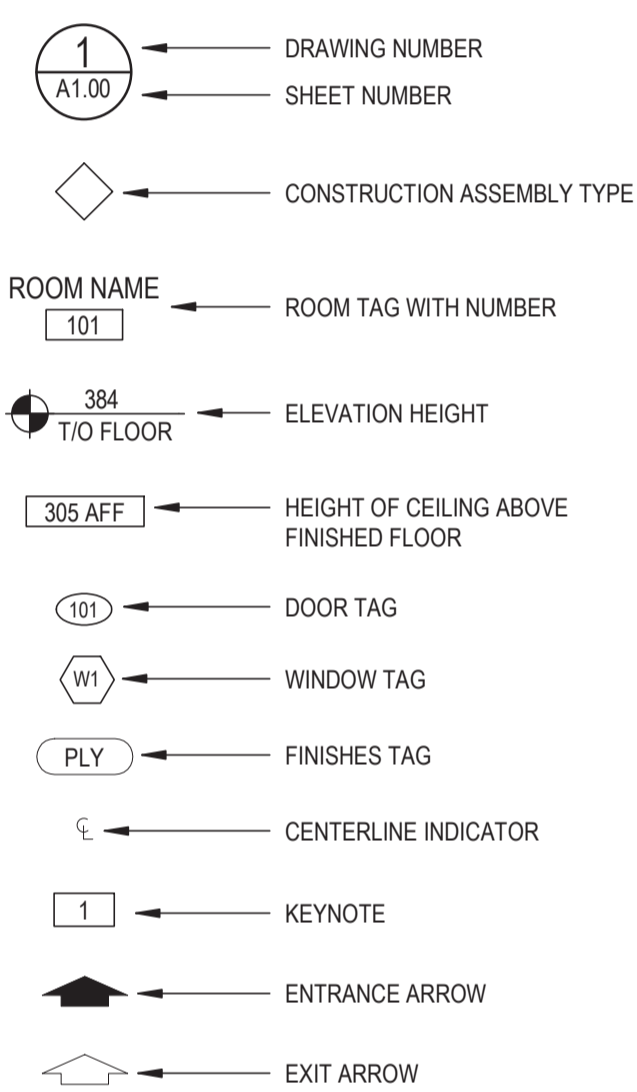
GENERAL DEMOLITION NOTES

- A SEE SHEET A1.10 FOR DEMOLITION NOTES.

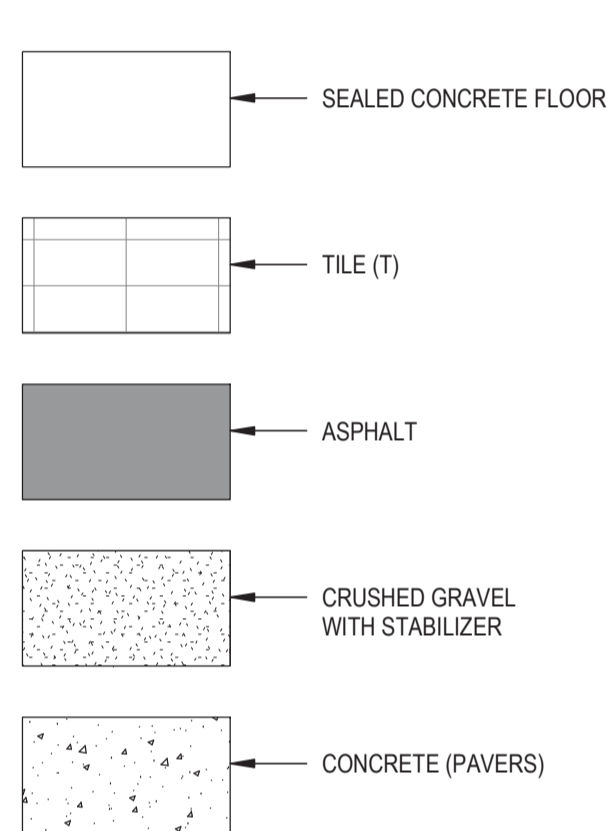
GENERAL RCP NOTES

- A REFER TO MECHANICAL & ELECTRICAL DRAWINGS/DOCUMENTS FOR ALL ADDITIONAL INFORMATION PERTAINING TO THESE DISCIPLINES. ANY DISCREPANCIES BETWEEN ARCHITECTURAL AND ENGINEERING DRAWINGS SHALL BE REPORTED TO THE CONSULTANTS IMMEDIATELY.
- B FINAL LOCATIONS OF LIGHT FIXTURES TO BE REVIEWED & APPROVED BY CONSULTANT PRIOR TO INSTALLATION.
- C REFER TO MECHANICAL & ELECTRICAL DOCUMENTS FOR ALL FIXTURE SPECIFICATIONS.

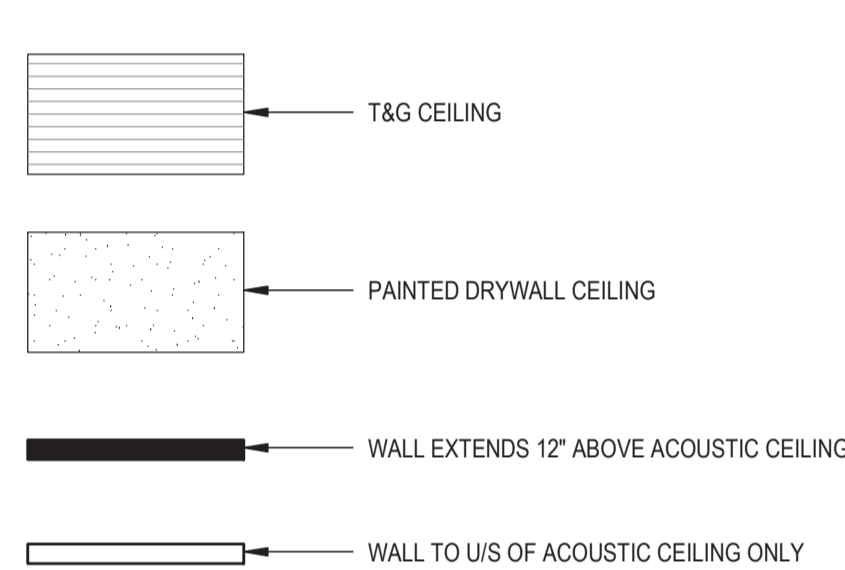
GENERAL SYMBOL LEGEND




FLOOR / WALL FINISHES LEGEND



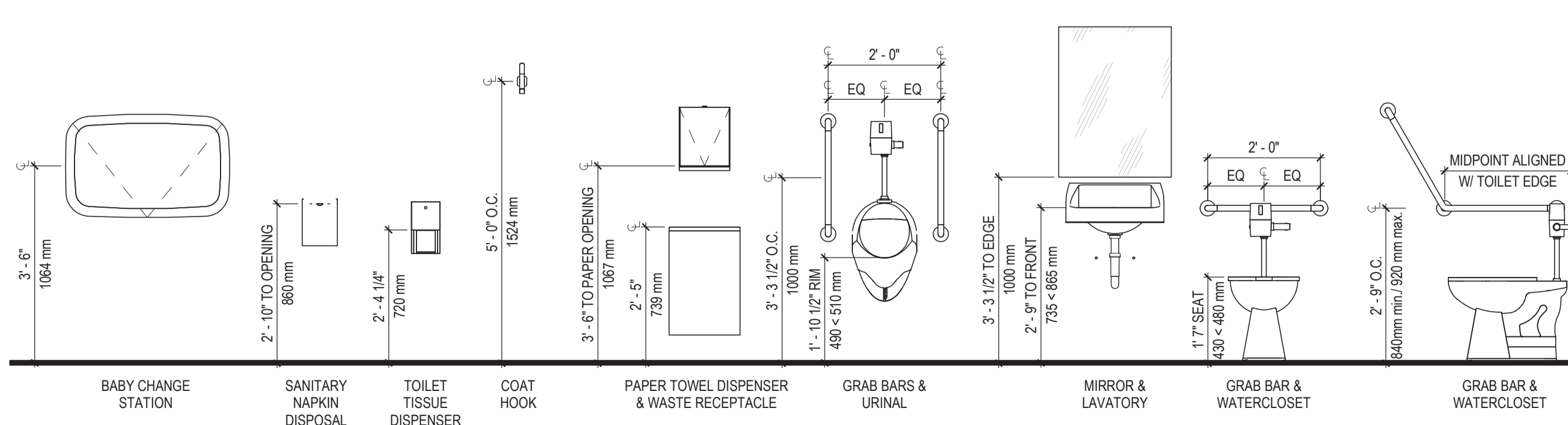
RCP LEGEND



MEMBRANE LEGEND

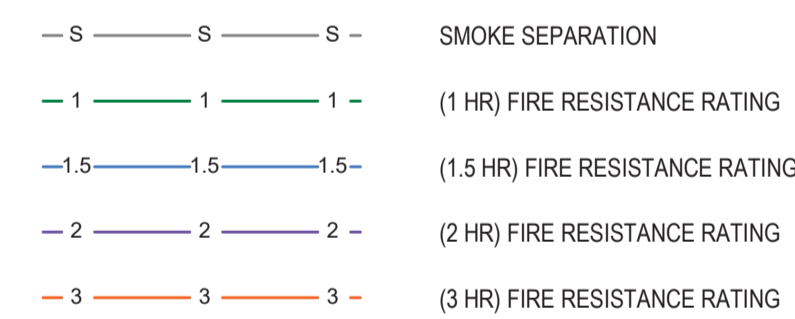


WASHROOM MOUNTING HEIGHTS



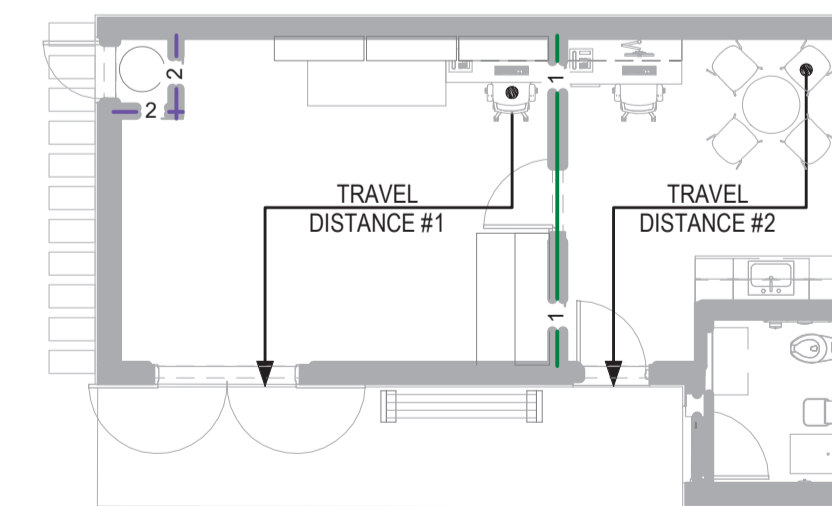
CODE ANALYSIS					
NAME OF PROJECT:	VETERANS CEMETERY, GOD'S ACRE NEW MAINTENANCE BUILDING AND ROAD PAVING				
LOCATION:	1190 COLVILLE RD, ESQUIMALT, BC V9A 4P7				
LEGAL DESCRIPTION	XXX				
ZONING	P-1: PUBLIC/INSTITUTIONAL				
ITEM:	CODE DEFINITION:	SECTION:			
1	CODE SECTION	PART 9			
2	MAJOR OCCUPANCY	D: BUSINESS AND PERSONAL SERVICES OCCUPANCIES 9.10.2.			
3	MINOR OCCUPANCY	F2: MEDIUM-HAZARD INDUSTRIAL OCCUPANCIES 9.10.2.			
4	BUILDING AREA (M²)	EXISTING: 0	NEW: 53 (M²)	TOTAL: 53 (M²)	
5	GROSS FLOOR AREA (M²)	EXISTING: 0	NEW: 44.7 (M²)	TOTAL: 44.7 (M²)	
6	OCCUPANT LOAD	5 3.1.17.1.			
7	# OF STOREYS	ABOVE GRADE: 1	BELOW GRADE: 0		
8	BUILDING HEIGHT (M)	4.40 (M)			
9	HIGH BUILDING	NO 3.2.6.			
10	# OF STREETS	XX			
11	REQUIRED EXITS	EXISTING: 2	REQUIRED: 2		
12	TRAVEL DISTANCE (M)	REFER TO TABLE BELOW			
13	CONSTRUCTION	COMBUSTIBLE 9.10.6.			
14	SPRINKLERED	NOT REQUIRED			
15	WATER SERVICE	ADEQUATE 3.2.5.7.			
16	STANDPIPE REQUIRED	NO 3.2.5.8.			
17	FIRE RESISTANCE RATING	FLOORS	45 MIN	9.10.8.1	
		LOADBEARING WALL / COLUMNS	-	9.10.8.3	
		ROOFS	-	9.10.8.1	
18	PLUMBING FACILITIES	UNITS REQUIRED:	PROPOSED UNITS:		
	LAVATORIES	1	1	3.7.2.3	
	WATER CLOSETS	1	1	3.7.2.2.(4)	
	URINALS	-	-		
	ACCESSIBLE U.T.R.	1	1		
19	EFFECTIVE THERMAL RESISTANCE	CATHEDRAL CEILING	R27	9.36.2.6-B	
		WALLS	R17	9.36.2.6-B	
		FENESTRATION AND DOORS	R0.6	9.36.2.7-A.	
20	SPATIAL SEPARATION	NORTH	EAST	SOUTH	WEST
	AREA OF EBF (M²)	26.5 (M²)	16.7 (M²)	26.5 (M²)	16.8 (M²)
	L.D. (M)	1.2 (M)	>25 (M)	>25 (M)	>25 (M)
	L/H OR H/L				
	MAX % OF OPENINGS	7 %	100 %	100 %	100 %
	PROPOSED % OF OPENINGS				
	FRR (HRS)	REFER TO LEGEND BELOW			
21	OTHER REQUIREMENTS				

LEGEND - FIRE RESISTANCE RATING



TRAVEL DISTANCES

EXIT PATH	TOTAL DISTANCE
Travel Distance #1	6.8 m
Travel Distance #2	6.4 m



1 BUILDING CODE PLAN
A0.10 1:100

Consultant

RATIO

Seal



Revision/Revision	Description/Description	Date/Date
1	Issued for Tender	2018.12.06

Client/client

Veterans Affairs Canada

PO Box 7700
Charlottetown, PE C1A8M9

Project title/Titre du projet

1190 Colville Rd, Esquimalt, BC V9A 4P7

Veterans Cemetery, God's Acre New Maintenance Building and Road Paving

Consultant Signature Box Only

Designed by/Concept par

Designer

Drawn by/Dessine par

Author

PWGSC Project Manager/Administrateur de Projets TPSSC

MASOOD DEZFOOLI

PWGSC, Regional Manager, Architectural and Engineering Services/Gestionnaire régional, services d'architectural et de génie, TPSSC

PREETIPAL PAUL

Drawing title/Titre du dessin

GENERAL NOTES & LEGENDS

Project No./No. du projet	Sheet/Feuille	Revision no./La Révision no.
R.098470.001	A0.10	1

RATIO: 4068

OF ##

Consultant

RATIO

Seal



DOOR & FRAME SCHEDULE

NO.	LEAF QUANTITY	ROOM		DOOR SIZE			DOOR			FIRE RATING	HDW SET NO.	FRAME			REMARKS	
		FROM	TO	WIDTH	HEIGHT	THICKNESS	TYPE	MATERIAL	FINISH			WIDTH	DEPTH	MATERIAL		FINISH
1	SINGLE	OUTSIDE	UNIVERSAL W.C.	914	2134	44	A1	HM	PNTD		1	51	121	HM	PNTD	ELECTRIC STRIKE; DOOR & FRAME INSULATED
2	SINGLE	OUTSIDE	OFFICE	914	2134	44	A1	HM	PNTD		1	51	121	HM	PNTD	DOORS & FRAME INSULATED
3	SINGLE	OFFICE	STORAGE	914	2134	44	B1	HM	PNTD	1 HR	1	51	121	HM	PNTD	
4	PAIR	OUTSIDE	STORAGE	914	2134	44	A1 A2	HM	PNTD		2	51	260	HM	PNTD	DOORS & FRAME INSULATED
5	SINGLE		FUEL TANK RM	762	2134	44	A1	HM	PNTD		1	51	121	HM	PNTD	
6	SINGLE			1200	1200	76	C1	HM	PNTD					HM	PNTD	SHUTTER DOOR (INSULATED)

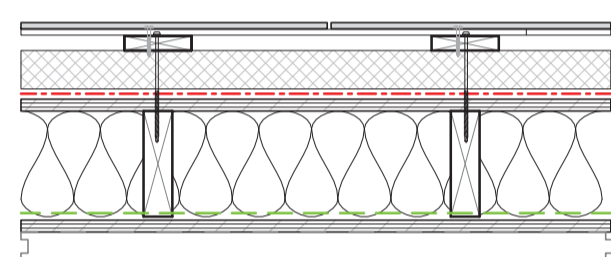
WINDOW SCHEDULE

NO.	QUANTITY	WINDOW			FRAME			REMARKS
		TYPE	WIDTH (mm)	HEIGHT (mm)	GLAZING	MATERIAL	FINISH	
1	1	W1	1200	1200	TYPE "Z"	ALUM	STD. PREFINISHED COLOR	C/W WINDOW SHUTTER (DOOR C1)
2	3	W2	1110	415	TYPE "Z"	ALUM	STD. PREFINISHED COLOR	AT CLERESTORY
3	1	W2	860	415	TYPE "Z"	ALUM	STD. PREFINISHED COLOR	AT CLERESTORY

ROOM FINISH SCHEDULE

ROOM NAME	FLOOR	BASE	WALL		CEILING		REMARKS
			MATERIAL	FINISH	MATERIAL	FINISH	
FUEL TANK RM	SEALED CONCRETE	WB-1	PLYWOOD	CLR FINISH	T&G DECKING	PICKLED FINISH	
OFFICE / KITCHEN	SEALED CONCRETE	WB-1	PLYWOOD / T-1	CLR FINISH / SATIN	T&G DECKING	PICKLED FINISH	T-1 ABOVE KITCHEN COUNTERTOP (H=60cm)
STORAGE	SEALED CONCRETE	WB-1	PLYWOOD	CLR FINISH	T&G DECKING	PICKLED FINISH	
UNIVERSAL W.C.	SEALED CONCRETE	COVED TILE BASE	PLYWOOD / T-1	CLR FINISH / SATIN	T&G DECKING	PICKLED FINISH	T-1 UP TO H=1800m

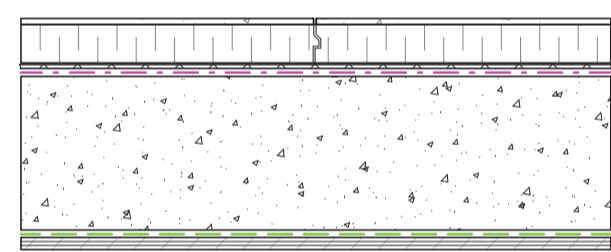
EXTERIOR WALL ASSEMBLY



W1 EXTERIOR WALL ASSEMBLY
R 24; EFF R VALUE 17

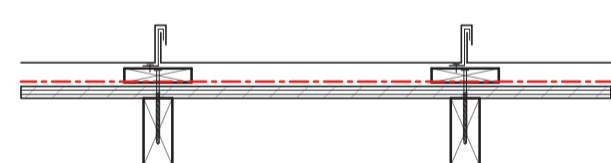
8 mm PHENOLIC HORZ. LAP SIDING
18x89 mm VERTICAL P.T. WOOD STRAPPING FASTENED BACK TO STUDS
51 mm RIGID MINERAL WOOL C/W
51 mm HORIZONTAL COUNTER BATTEN
VAPOUR-PERMEABLE SHEATHING MEMBRANE
16 mm PLYWOOD SHEATHING
38X140 mm WOOD STUDS @ 406 mm O.C.
140 mm MINERAL WOOL INSULATION IN CAVITY
VAPOUR BARRIER
16 mm PLYWOOD SHEATHING G1S

ADD: 38X140 mm HORZ. T&G WOOD DECKING (AT WALLS ABOVE CEILING LINE)



W2 EXTERIOR WALL ASSEMBLY (ABOVE & BELOW GRADE)
EFF R VALUE 12

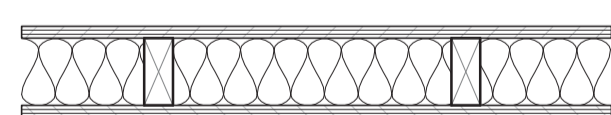
51 mm CONCRETE FACED INSULATED WALL PANELS
GEOTEXTILE DRAINMAT
DAMP-PROOFING MEMBRANE
200 mm CONCRETE
VAPOUR BARRIER (ABOVE FLOOR LEVEL)
16 mm PLYWOOD SHEATHING G1S (ABOVE FLOOR LEVEL)



W3 EXTERIOR ROOFING WALL ASSEMBLY (VENTED CAVITY)

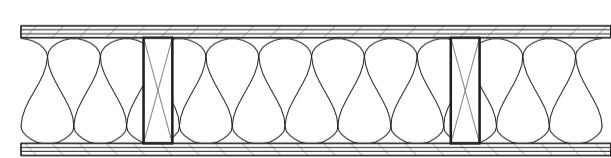
STANDING SEAM METAL WALL CLADDING
19X89 mm P/T VERTICAL WOOD STRAPPING @ 406 mm O.C.
VAPOUR PERMEABLE WATER RESISTIVE MEMBRANE
16 mm PLYWOOD SHEATHING
38X89 mm WOOD STUDS @ 406 mm O.C.

INTERIOR PARTITIONS



P1 INTERIOR WALL ASSEMBLY
R 32; EFF R VALUE 27

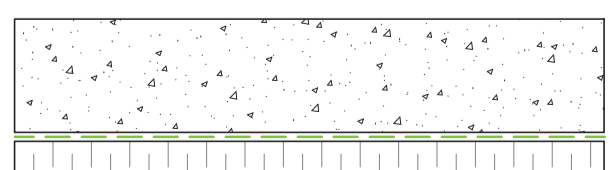
16 mm PLYWOOD SHEATHING G1S
38X89 mm WOOD STUDS @ 406 mm O.C.
140 mm SOUND BATT INSULATION
16 mm PLYWOOD SHEATHING
CERAMIC TILE (@ W.C.)



P2 INTERIOR WALL ASSEMBLY - PLUMBING

16 mm PLYWOOD SHEATHING G1S
38X140 mm WOOD STUDS @ 406 mm O.C.
140 mm SOUND BATT INSULATION
16 mm PLYWOOD SHEATHING
CERAMIC TILE (@ W.C.)

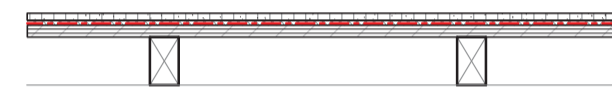
FLOOR ASSEMBLY



F1 FLOOR ASSEMBLY
EFF R VALUE 10.5

125 mm CONCRETE SLAB (REFER TO STRUCTURAL)
VAPOUR BARRIER
51 mm RIGID INSULATION

INTERIOR FURRING PARTITIONS



P3 INTERIOR FURRING (PLUMBING CHASE)

6 mm CERAMIC TILE
THIN SET MORTAR
ANTI FRACTURE WATER RESISTANT MEMBRANE
16 mm PLYWOOD SHEATHING G1S
38X64 mm WOOD STUDS @ 406 mm O.C.

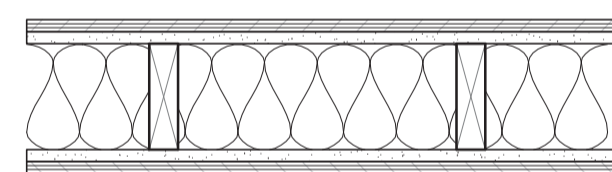


P4 INTERIOR FURRING (PEG BOARD WALL)

19 mm HARDWOOD PERFORATED STORAGE BOARD
38X140 mm WOOD STUDS @ 406 mm O.C. ON THE FLAT

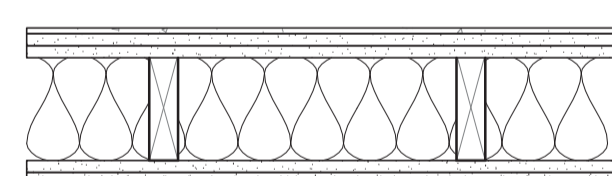
(PROVIDE HOOKS AND ACCESSORIES AS REQUIRED BY DEPARTMENTAL REPRESENTATIVE)

FIRE RESISTANCE RATED PARTITIONS



P5 INTERIOR WALL ASSEMBLY
ULC W301 - 1HR FRR

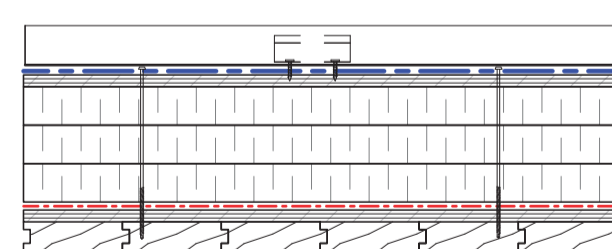
16 mm PLYWOOD SHEATHING G1S
16 mm TYPE 'X' GYPSUM BOARD
38X139 mm WOOD STUDS @ 406 mm O.C. MAX.
89 mm BATT INSULATION
16 mm TYPE 'X' GYPSUM BOARD
16 mm PLYWOOD SHEATHING



P6 INTERIOR WALL ASSEMBLY
UL U308 - 2 HR FRR

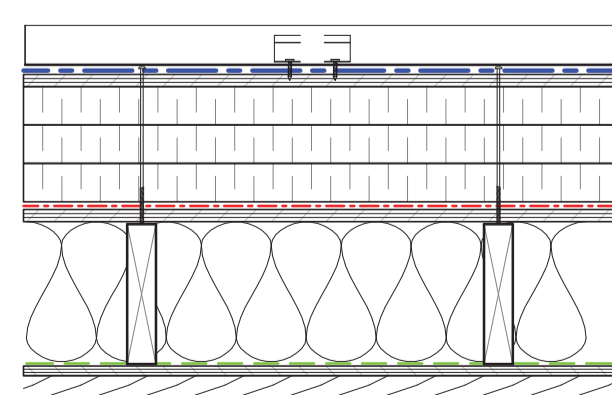
8 mm FIBRE CEMENT BOARD
2 LAYERS 16 mm TYPE 'X' EXTERIOR GRADE GYPSUM SHEATHING
38X139 mm WOOD STUDS @ 406 mm O.C. MAX.
89 mm MINERAL WOOL INSULATION IN CAVITY
2 LAYERS 16 mm TYPE 'X' GYPSUM BOARD
16 mm PLYWOOD SHEATHING G1S

ROOF ASSEMBLY



R1 ROOF ASSEMBLY
R 32; EFF R VALUE 27

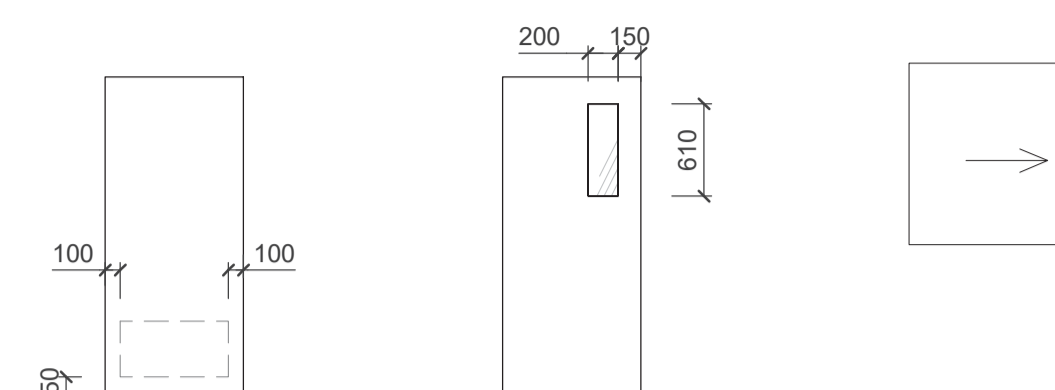
STANDING SEAM METAL ROOF CLADDING
WATER RESISTIVE MEMBRANE
13mm PLYWOOD PROTECTION BOARD
3 LAYERS OF 51 mm RIGID INSULATION
SELF ADHERED AIR BARRIER MEMBRANE
16 mm PLYWOOD SHEATHING
38X140 mm T&G WOOD DECKING
WOOD TRUSS (REFER TO STRUCTURAL)



R2 ROOF ASSEMBLY
R 62; EFF R VALUE 58

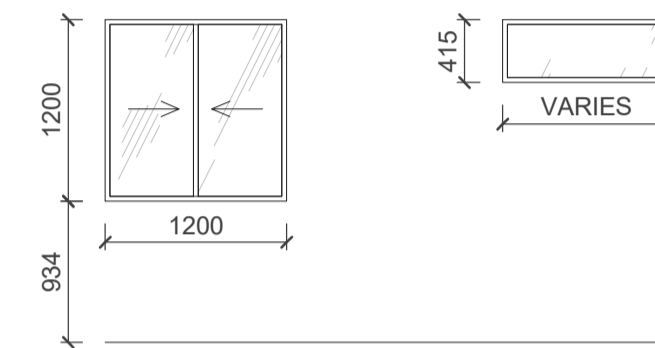
STANDING SEAM METAL ROOF CLADDING
WATER RESISTIVE MEMBRANE
13 mm PLYWOOD PROTECTION BOARD
3 LAYERS OF 51 mm RIGID INSULATION
SELF ADHERED AIR BARRIER MEMBRANE
16 mm PLYWOOD SHEATHING
185mm SOUND BATT INSULATION IN CAVITY
VAPOUR BARRIER
13 mm PLYWOOD SHEATHING
38X140 mm T&G WOOD DECKING

DOOR TYPES

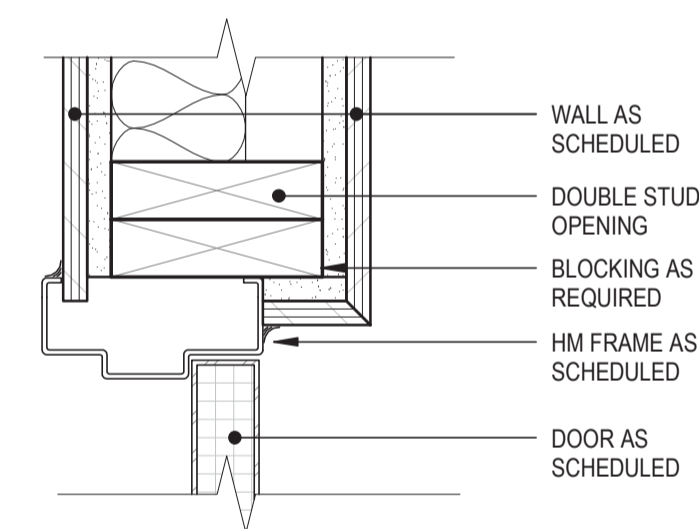


- TYPE 'A1' EXTERIOR DOOR**
 - INSULATED GALVANIZED HOLLOW METAL DOOR
 - PAINTED
 - TYPE 'A2' LOUVERED
- TYPE 'B1' INTERIOR DOOR - FRR 1 HR**
 - INSULATED GALVANIZED METAL DOOR
 - PAINTED
- TYPE 'C1' EXTERIOR DOOR**
 - INSULATED METAL DOOR FOR SLIDING SHUTTER
 - PAINTED

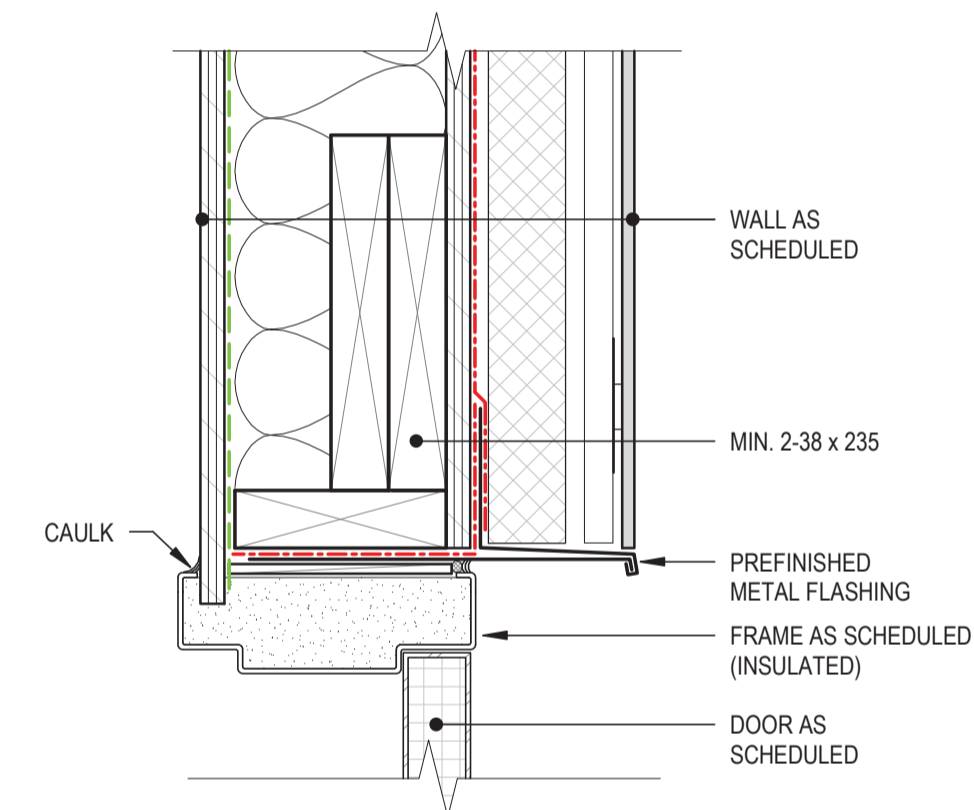
WINDOW TYPES



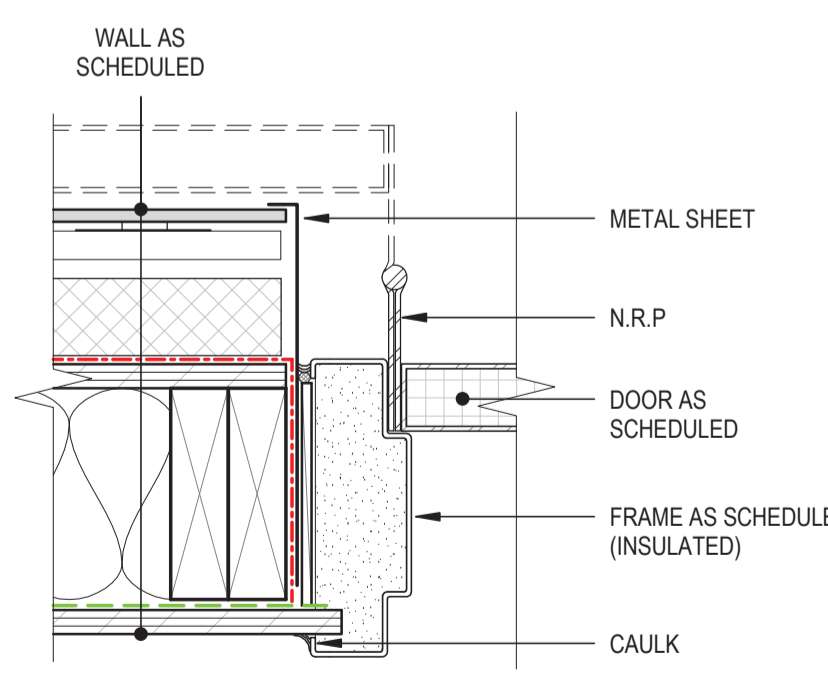
- TYPE 'W1' SLIDING**
 - ALUMINUM FRAME
 - BOTH SECTIONS OPERATE
 - C/W SHUTTER (DOOR 'C1')
- TYPE 'W2' PICTURE WINDOW**
 - ALUMINUM FRAME
 - FIXED GLAZING



1 INTERIOR DOOR HEAD DETAIL
A0.20 1:5



2 EXTERIOR DOOR HEAD TYP
A0.20 1:5



3 EXTERIOR DOOR JAMB TYP
A0.20 1:5

ABBREVIATIONS

ALUM	ALUMINUM
ANOD	CLEAR ANODIZED ALUMINUM
EXIST	EXISTING
F/P	FACTORY APPLIED PAINT
GL	GLASS
HM	HOLLOW METAL
IHM	INSULATED HOLLOW METAL
LH	LEFT HAND
LHR	LEFT HAND REVERSE
LHRA	LEFT HAND REVERSE ACTIVE
MIN	MINUTES
OT	PAINT
RH	RIGHT HAND
RHR	RIGHT HAND REVERSE
RHRA	RIGHT HAND REVERSE ACTIVE
SCW	SOLID CORE WOOD
TRANSP	TRANSPARENT FINISH
WD	WOOD

Revision/Revision	Description/Description	Date/Date
1	Issued for Tender	2018.12.06

Veterans Affairs Canada
PO Box 7700
Charlottetown, PE C1A8M9

Project title/Titre du projet
1190 Colville Rd, Esquimalt, BC V9A 4P7

Veterans Cemetery, God's Acre New Maintenance Building and Road Paving

Consultant Signature Box Only

Designed by/Concept par

Designer

Drawn by/Dessine par

Author

PWGSC Project Manager/Administrateur de Projets TPSSC

MASOOD DEZFOOLI

PWGSC, Regional Manager, Architectural and Engineering Services/
Gestionnaire régionale, services d'architectural et de génie, TPSSC

PREETIPAL PAUL

Drawing title/Titre du dessin

ASSEMBLIES & SCHEDULES

Project No./No. du projet R.098470.001 RATIO: 4068	Sheet/ Feuille A0.20 OF ##	Revision no./ La Révision no. 1
---	---	--

Consultant

RATIO

Seal



Revision/	Description/Description	Date/Date
1	Issued for Tender	2018.12.06

Veterans Affairs Canada

PO Box 7700
Charlottetown, PE C1A8M9

Project title/Titre du projet

1190 Colville Rd, Esquimalt, BC V9A 4P7

Veterans Cemetery, God's Acre New Maintenance Building and Road Paving

Consultant Signature Box Only

Designed by/Concept par

Designer

Drawn by/Dessiné par

Author

PWGSC Project Manager/Administrateur de Projets TPSCG

MASOOD DEZFOOLI

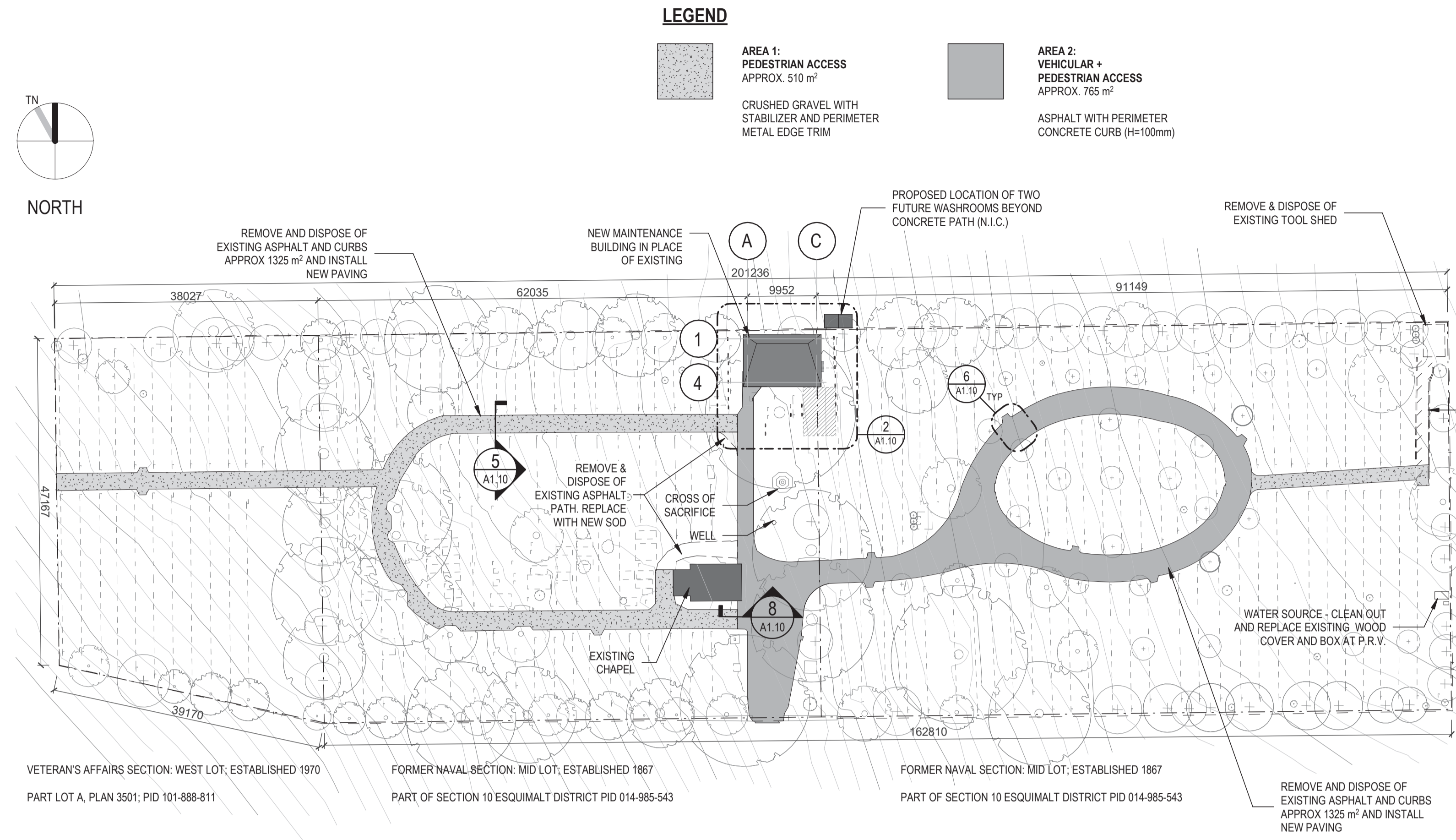
PWGSC, Regional Manager, Architectural and Engineering Services/
Gestionnaire régional, services d'architecture et de génie, TPSCG

PREETIPAL PAUL

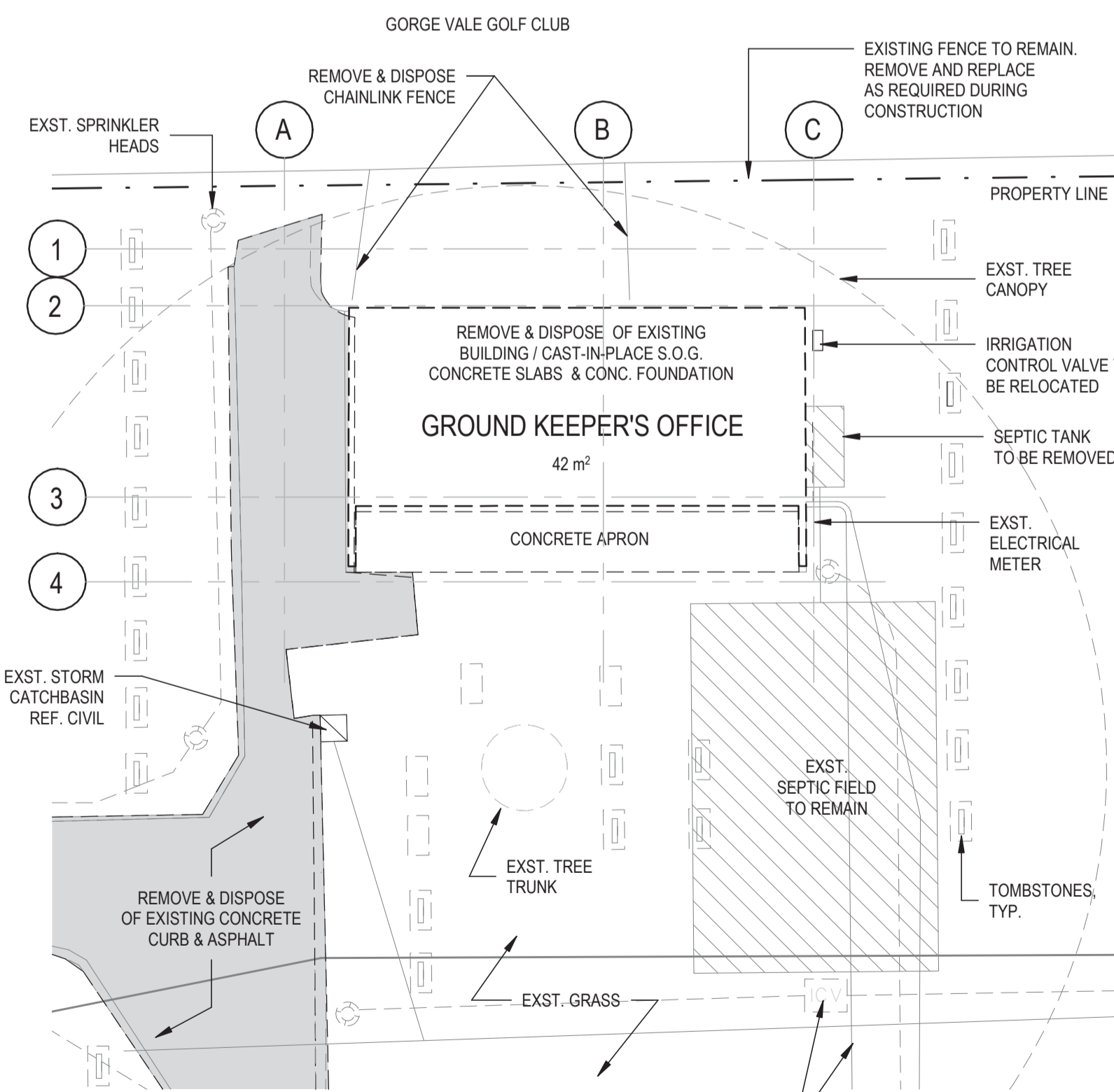
Drawing title/Titre du dessin

SITE PLAN

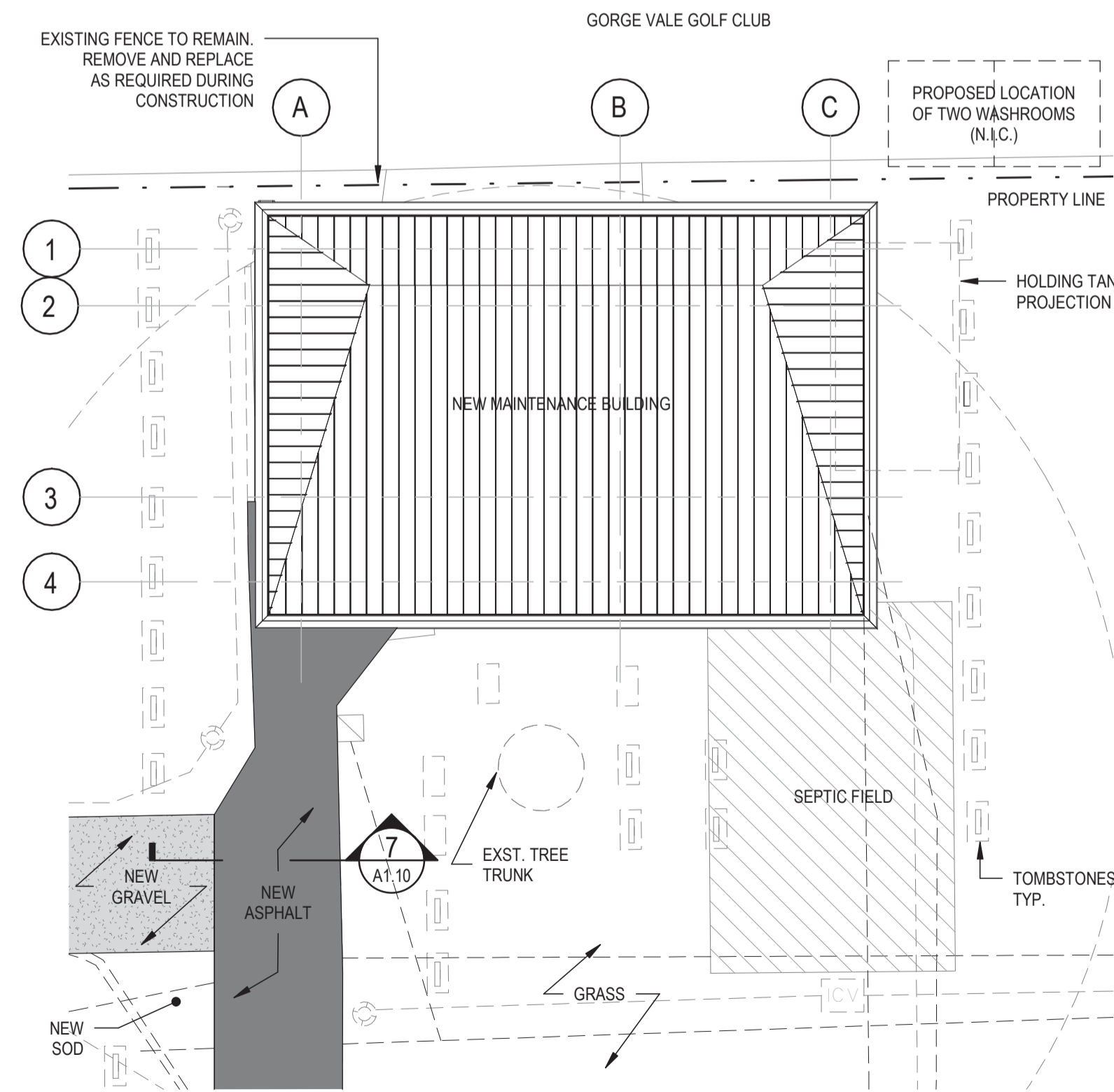
Project No./No. du projet	Sheet/ Feuille	Revision no./ La Révision no.
R.098470.001 RATIO: 4068	A1.10 OF ##	1



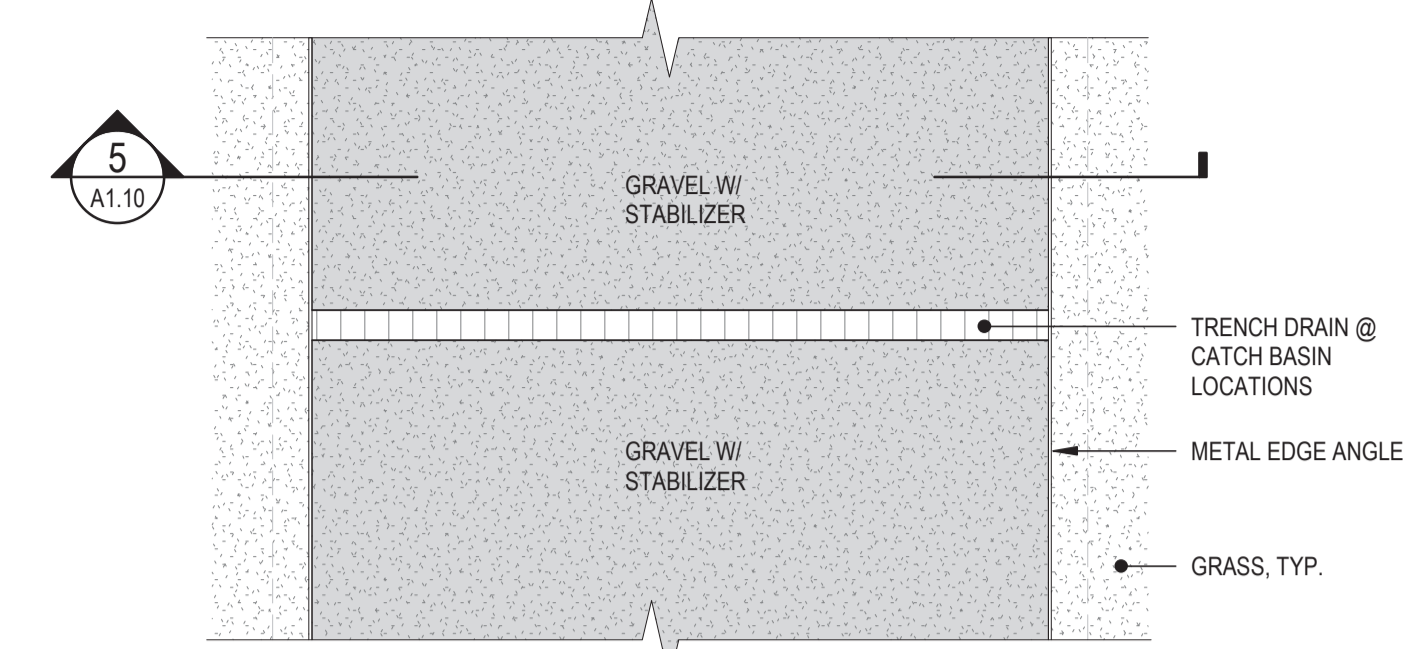
1 SITE PLAN
A1.10 1:500



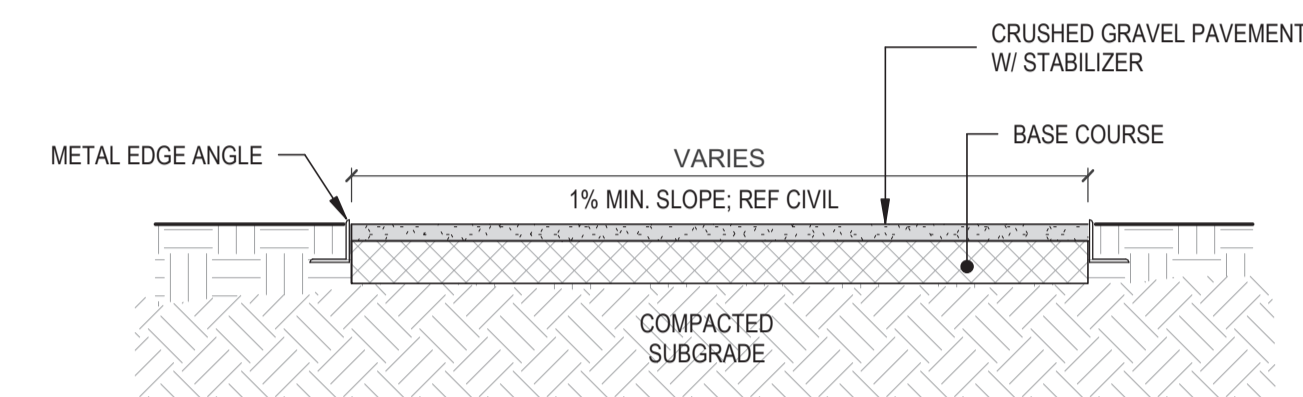
2 SITE PLAN - EXISTING BUILDING
A1.10 1:100



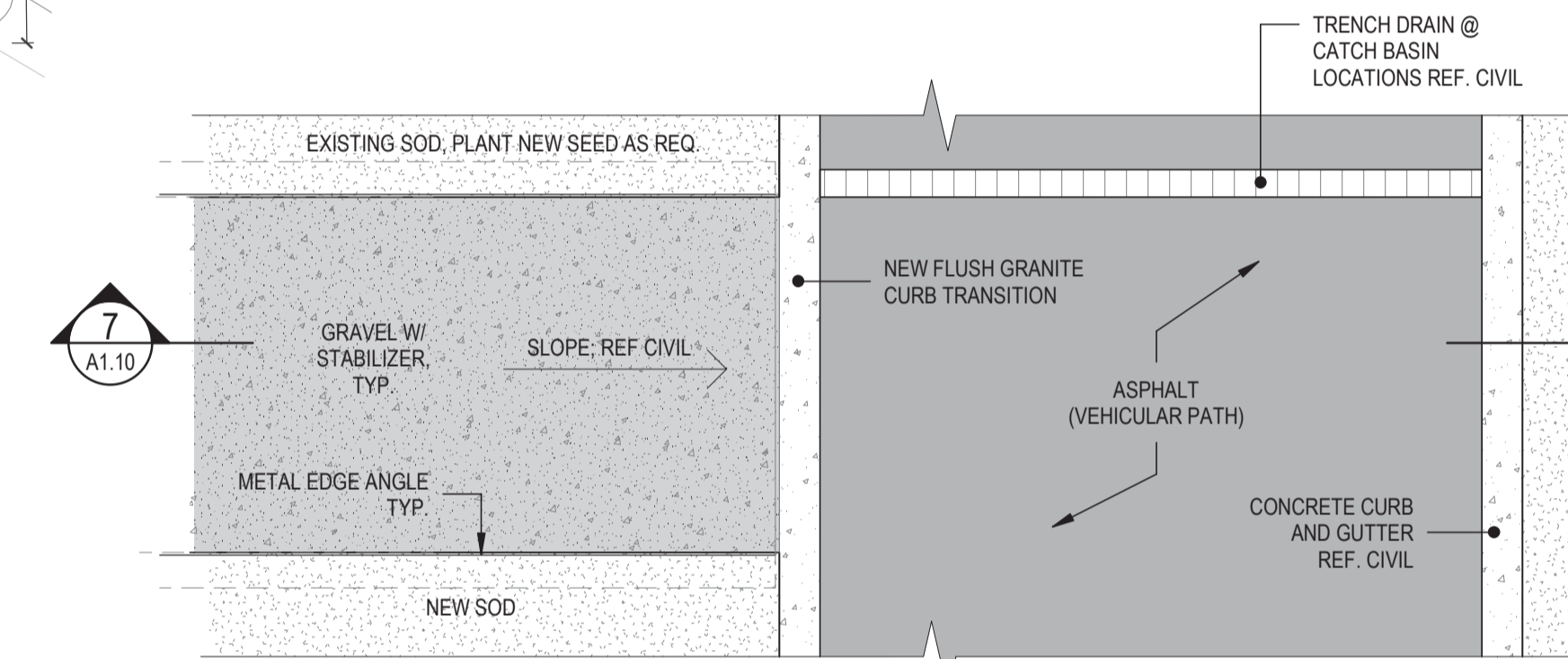
3 SITE PLAN - PROPOSED
A1.10 1:100



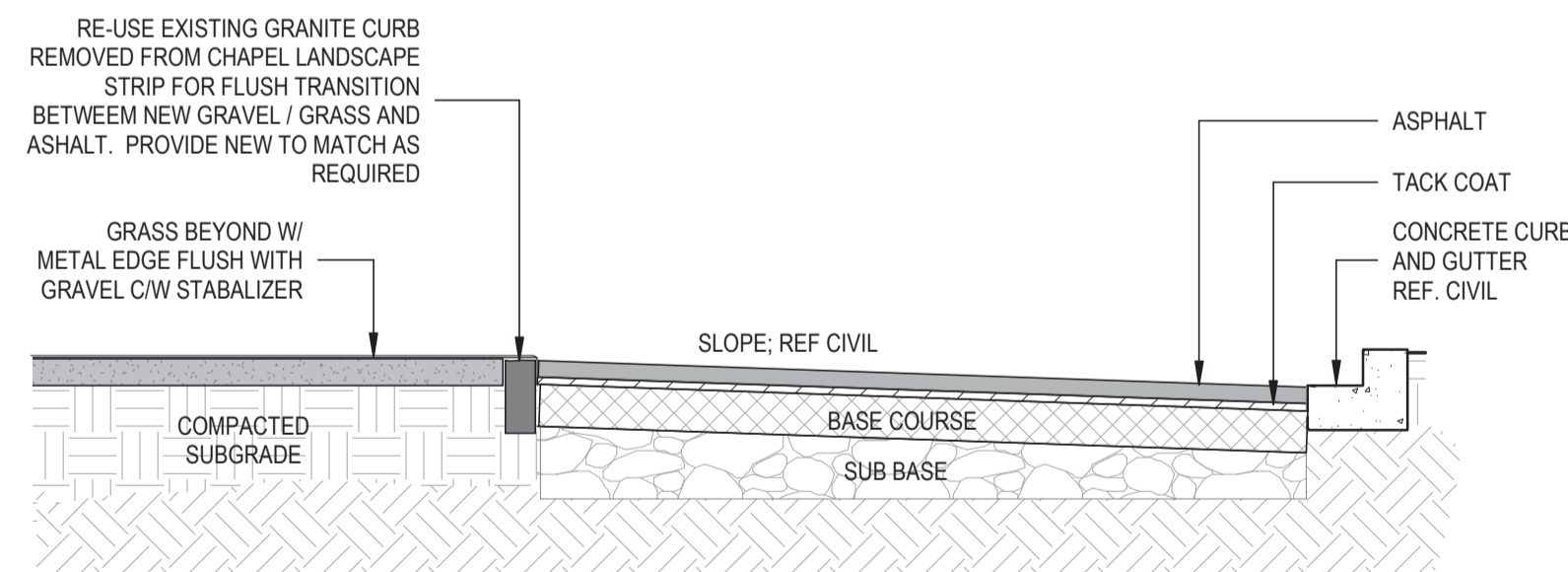
4 PEDESTRIAN PATH PLAN
A1.10 1:25



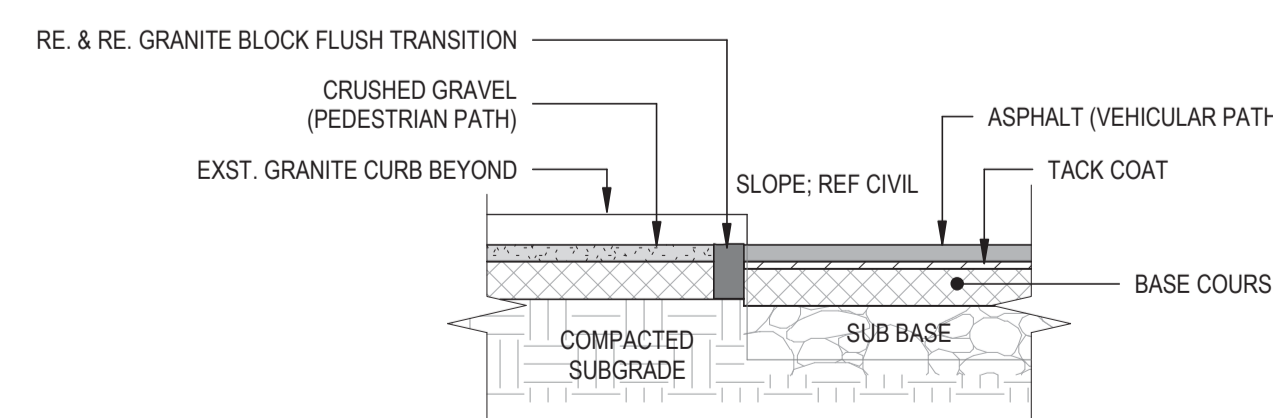
5 PEDESTRIAN PATH SECTION
A1.10 1:25



6 PLAN DETAIL - PEDESTRIAN LET DOWN CURB
A1.10 1:25



7 VEHICULAR PATH SECTION
A1.10 1:25



8 PAVING TRANSITION DETAIL
A1.10 1:25

Consultant

RATIO

Seal



1	Issued for Tender	2018.12.06
Revision/Revision	Description/Description	Date/Date

Client/client

Veterans Affairs Canada

PO Box 7700
Charlottetown, PE C1A8M9

Project title/Titre du projet

1190 Colville Rd, Esquimalt, BC V9A 4P7

Veterans Cemetery, God's Acre New Maintenance Building and Road Paving

Consultant Signature Box Only

Designed by/Concept par

Designer

Drawn by/Dessiné par

Author

PWGSC Project Manager/Administrateur de Projets TPSCG

MASOOD DEZFOOLI

PWGSC, Regional Manager, Architectural and Engineering Services/
Gestionnaire régional, Services d'architecture et de génie, TPSCG

PREETIPAL PAUL

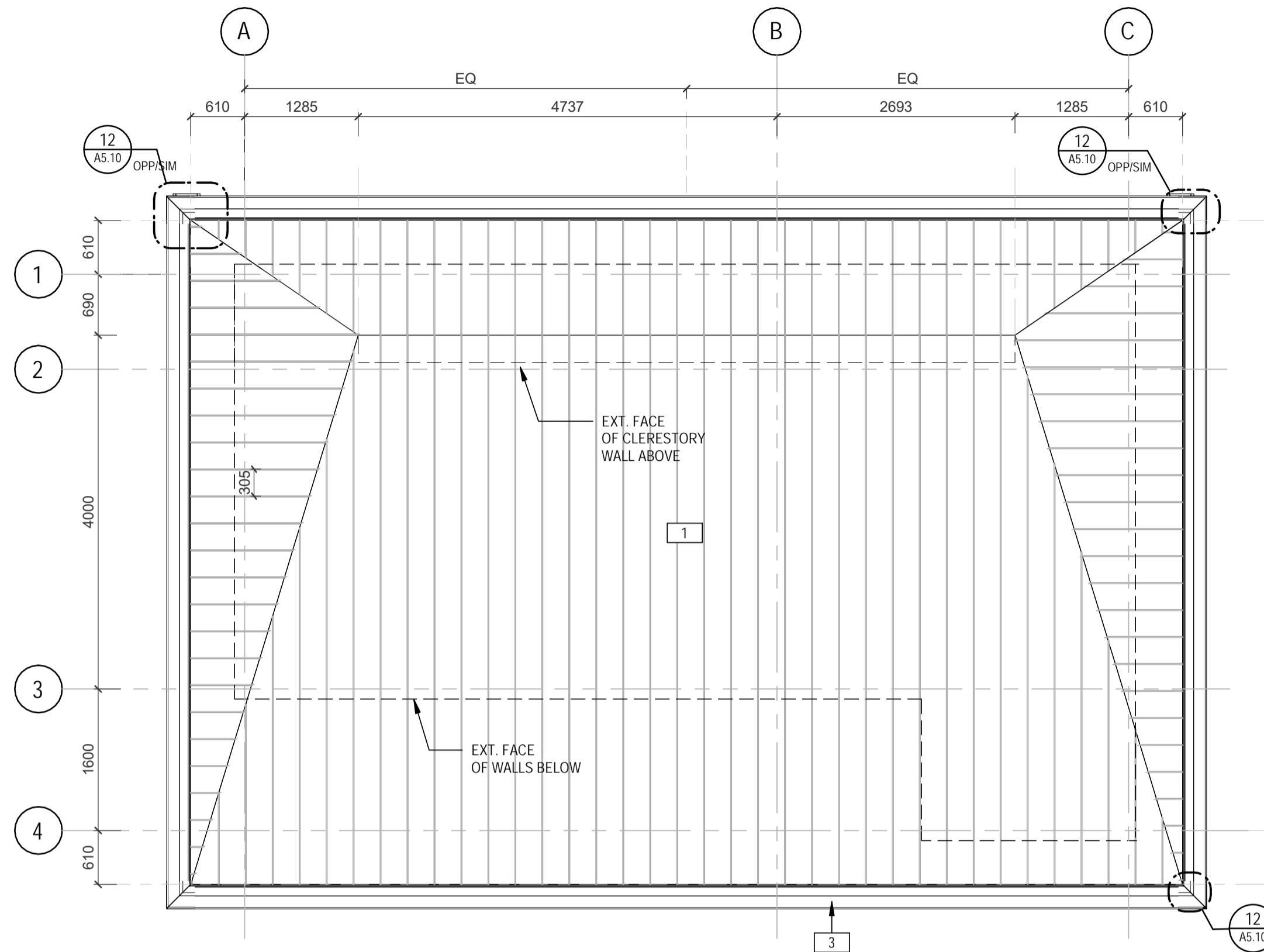
Drawing title/Titre du dessin

FLOOR PLAN, ROOF PLAN & REFLECTED CEILING PLAN

Project No./No. du projet	Sheet/Feuille	Revision no./La Révision no.
R.098470.001	A2.10	1
RATIO: 4068	OF ##	

KEYNOTES

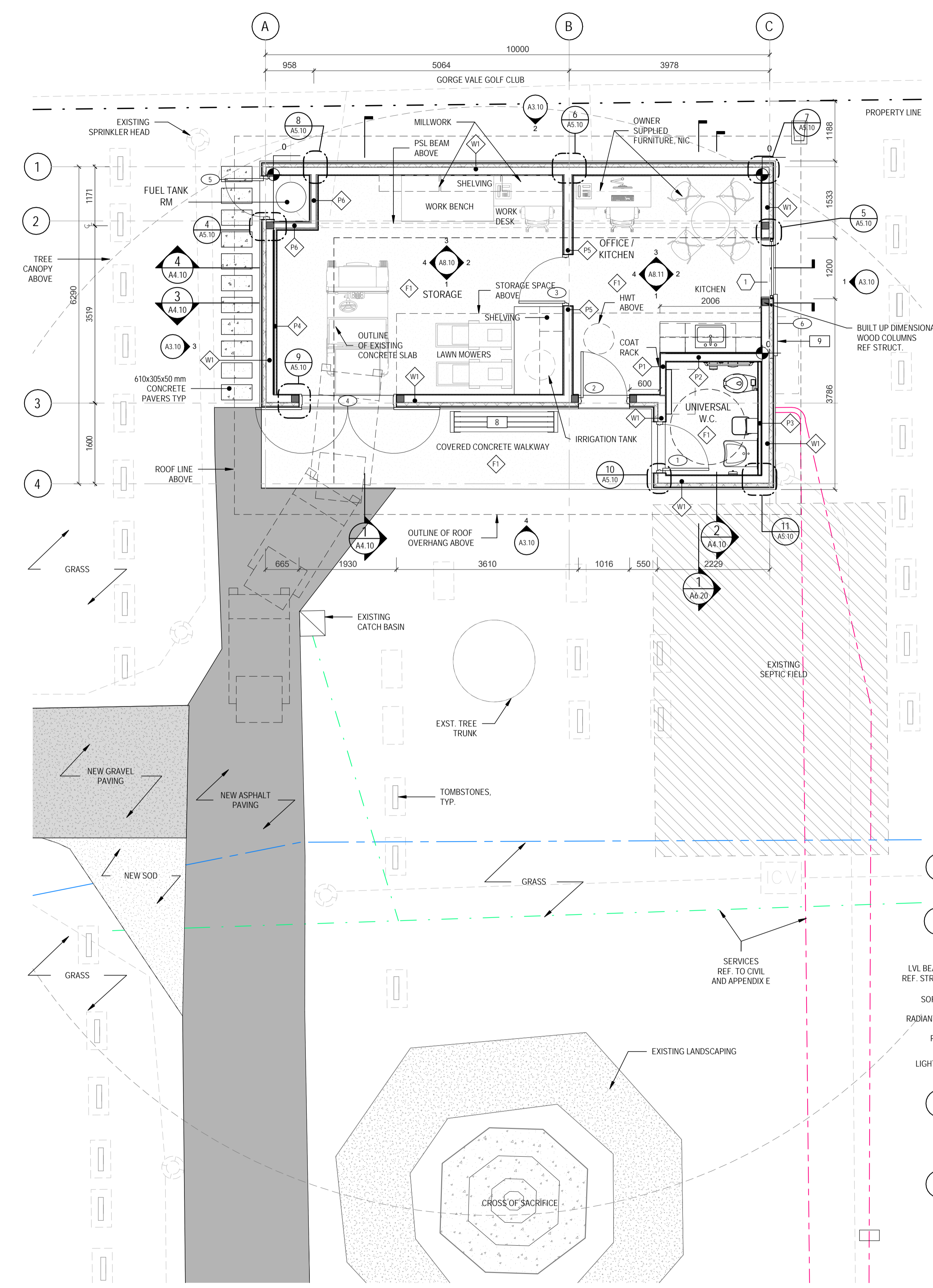
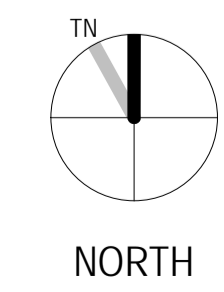
- 1 STANDING SEAM METAL ROOF CLADDING
- 3 METAL GUTTER
- 5 GALVANIZED RAUNCHAIN
- 8 WOOD BENCH W/ CONCRETE UPSTANDS
- 9 SLIDING METAL WINDOW SHUTTER



2 ROOF PLAN
A2.10 1:50



3 REFLECTED CEILING PLAN
A2.10 1:50

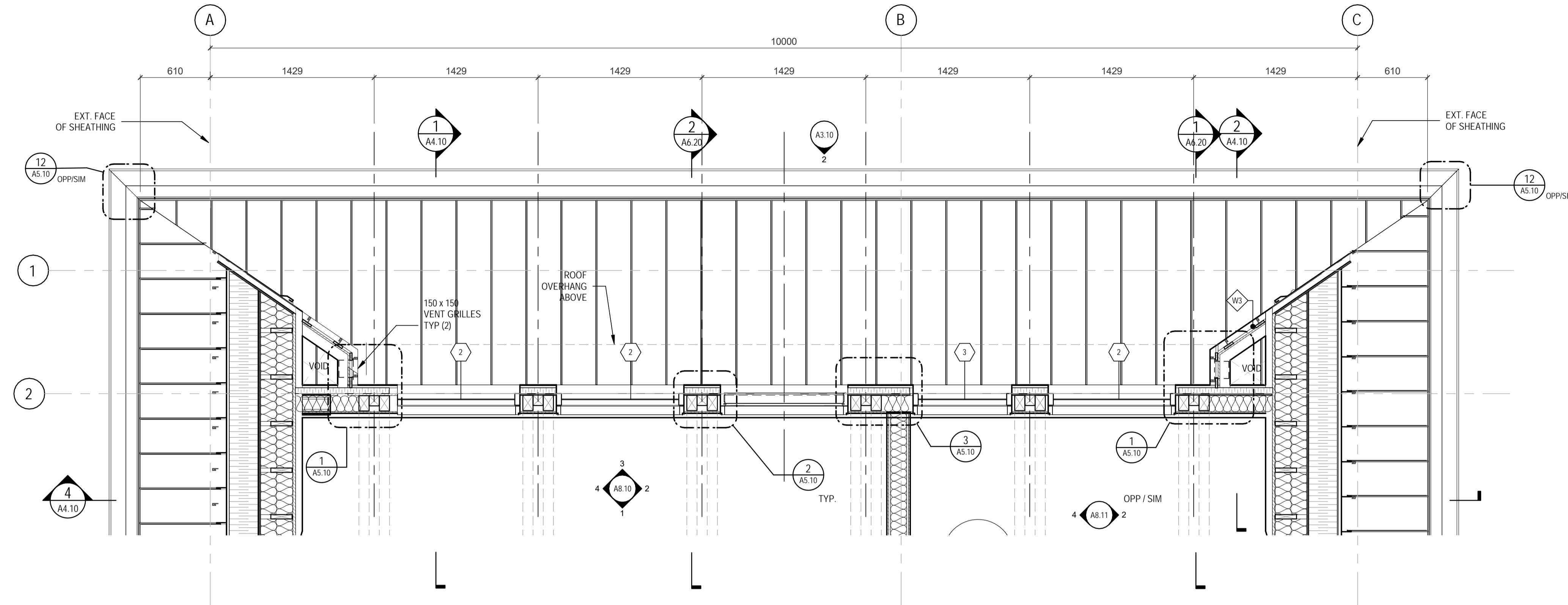


1 FLOOR PLAN
A2.10 1:50

Consultant

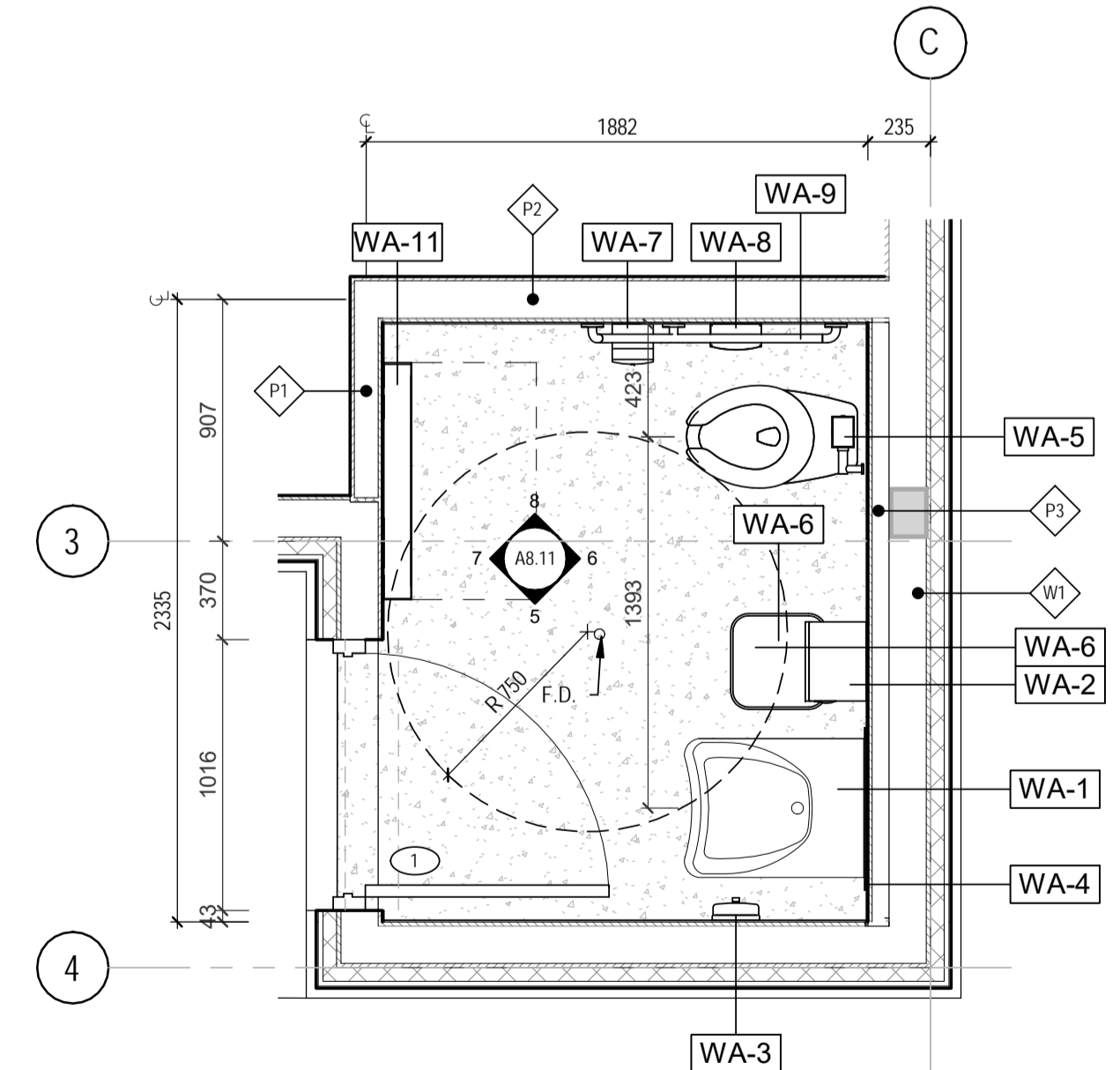
RATIO

Seal

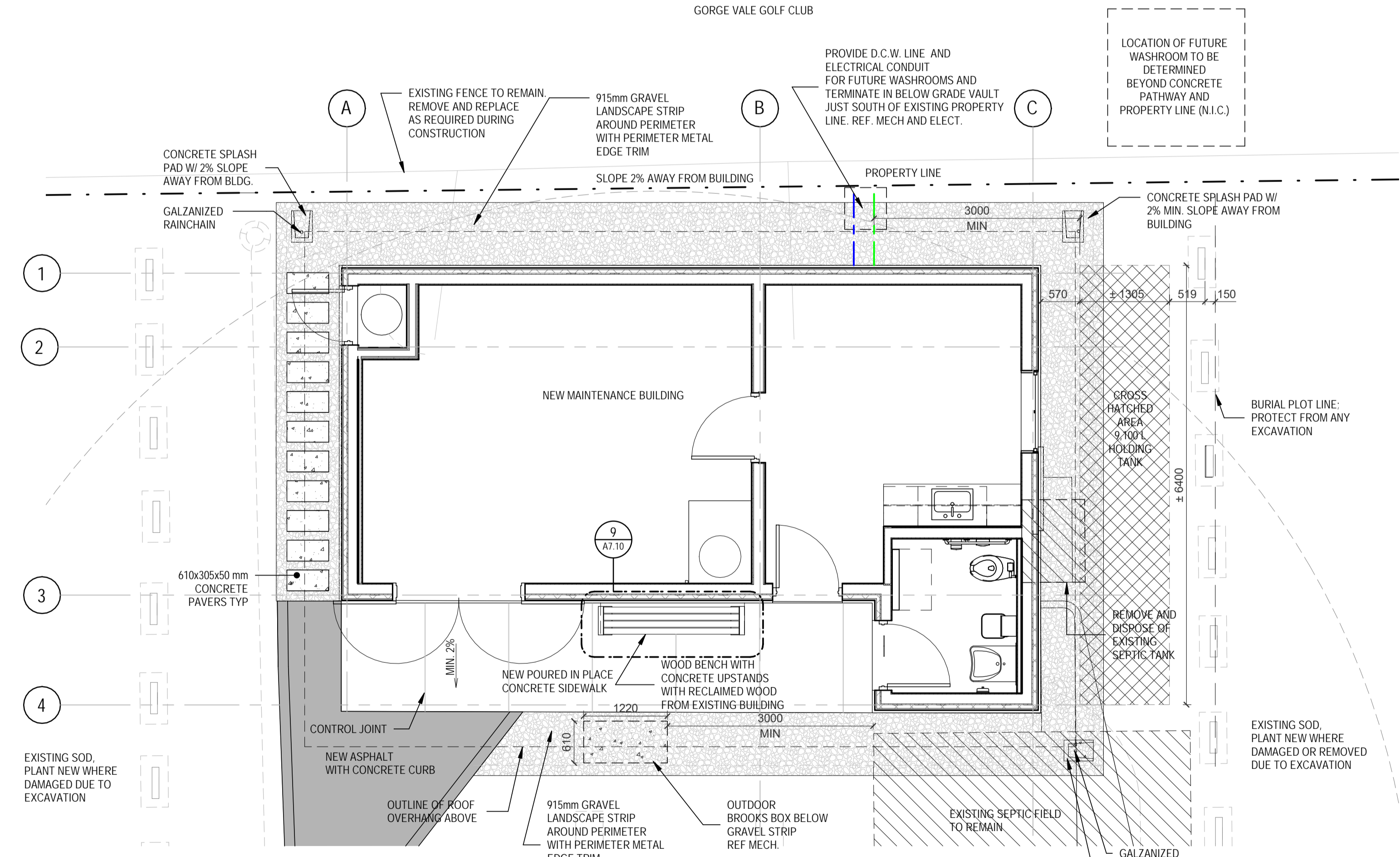


1 FLOOR PLAN - CLERESTORY
A3.10 1:25

WASHROOM ACCESSORIES SCHEDULE	
WA-1	LAVATORY: WALL MTD
WA-2	PAPER TOWEL DISPENSER
WA-3	SOAP DISPENSER
WA-4	MIRROR W/ STAINLESS STEEL FRAME
WA-5	WATER CLOSET
WA-6	WASTE RECEPTACLE: FLOOR STANDING
WA-7	TOILET TISSUE DISPENSER
WA-8	SANITARY NAPKIN DISPOSAL
WA-9	GRAB BAR
WA-10	STAINLESS STEEL HOOK
WA-11	BABY CHANGING STATION



2 UNIVERSAL W.C. ENLARGED PLAN
1:25



3 LANDSCAPE PLAN
1:50

Revision/Revision	Description/Description	Date/Date
1	Issued for Tender	2018.12.06

Client/client
Veterans Affairs Canada
PO Box 7700
Charlottetown, PE C1A8M9

Project title/Titre du projet
1190 Colville Rd, Esquimalt, BC V9A 4P7

Veterans Cemetery, God's Acre New Maintenance Building and Road Paving

Consultant Signature Box Only
Designed by/Concept par
Designer
Drawn by/Dessiné par
Author
PWGSC Project Manager/Administrateur de Projets TPSSC
MASOOD DEZFOOLI
PWGSC, Regional Manager, Architectural and Engineering Services/
Gestionnaire régionale, Services d'architecture et de génie, TPSSC
PREETIPAL PAUL

ENLARGED PLANS

Project No./No. du projet	Sheet/Feuille	Revision no./La Révision no.
R.098470.001 RATIO: 4068	A2.20 OF ##	1



Consultant

RATIO

Seal



Revision/Revision	Description/Description	Date/Date
1	Issued for Tender	2018.12.06

Client/client

Veterans Affairs Canada

PO Box 7700
Charlottetown, PE C1A8M9

Project title/Titre du projet

1190 Colville Rd, Esquimalt, BC V9A 4P7

Veterans Cemetery, God's Acre New Maintenance Building and Road Paving

Consultant Signature Box Only

Designed by/Concept par

Designer

Drawn by/Dessine par

DY

PWGSC Project Manager/Administrateur de Projets TPSGC

MASOOD DEZFOOLI

PWGSC, Regional Manager, Architectural and Engineering Services/
Gestionnaire régional, services d'architecture et de génie, TPSGC

PREETIPAL PAUL

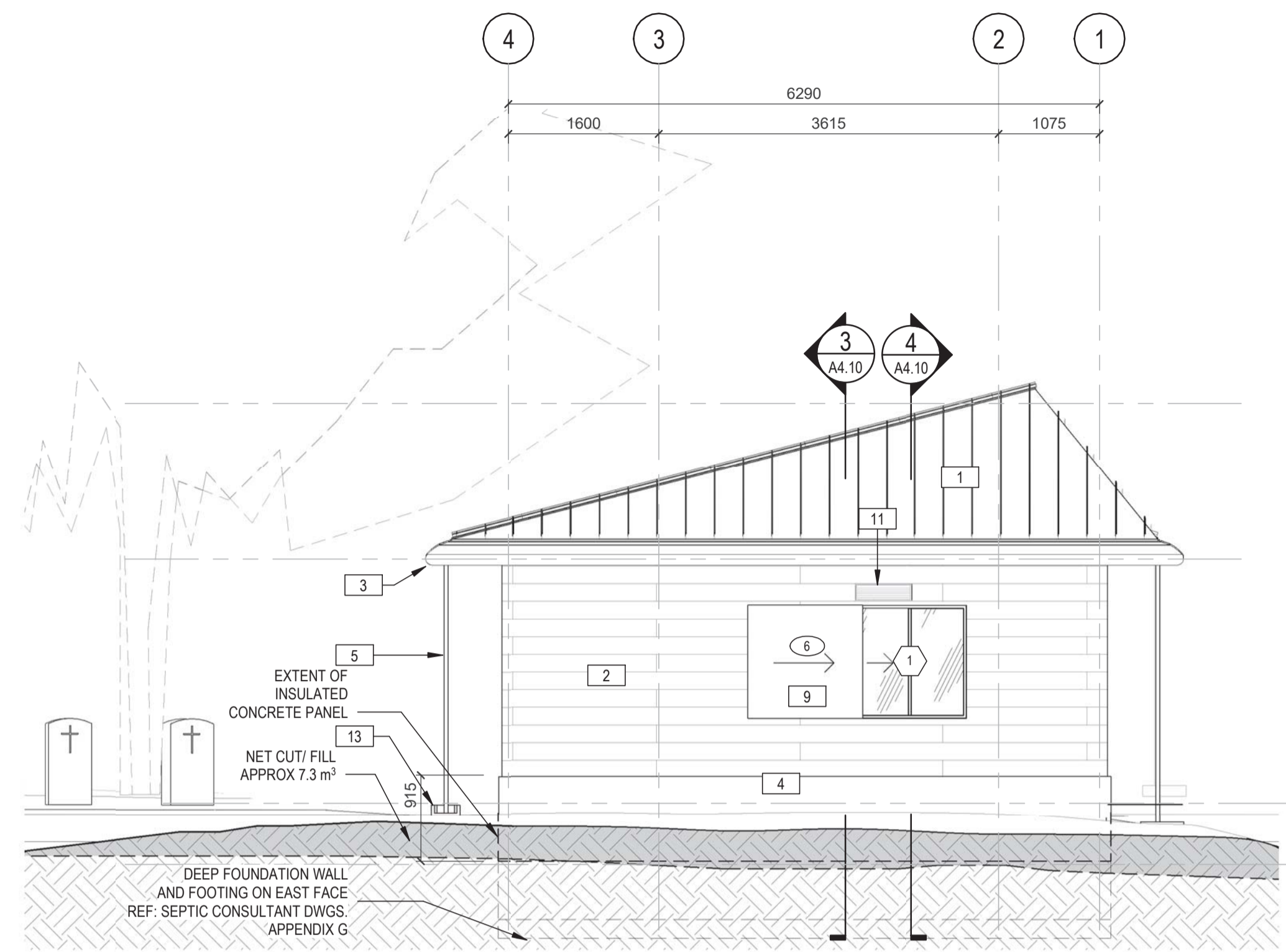
Drawing title/Titre du dessin

BUILDING ELEVATIONS

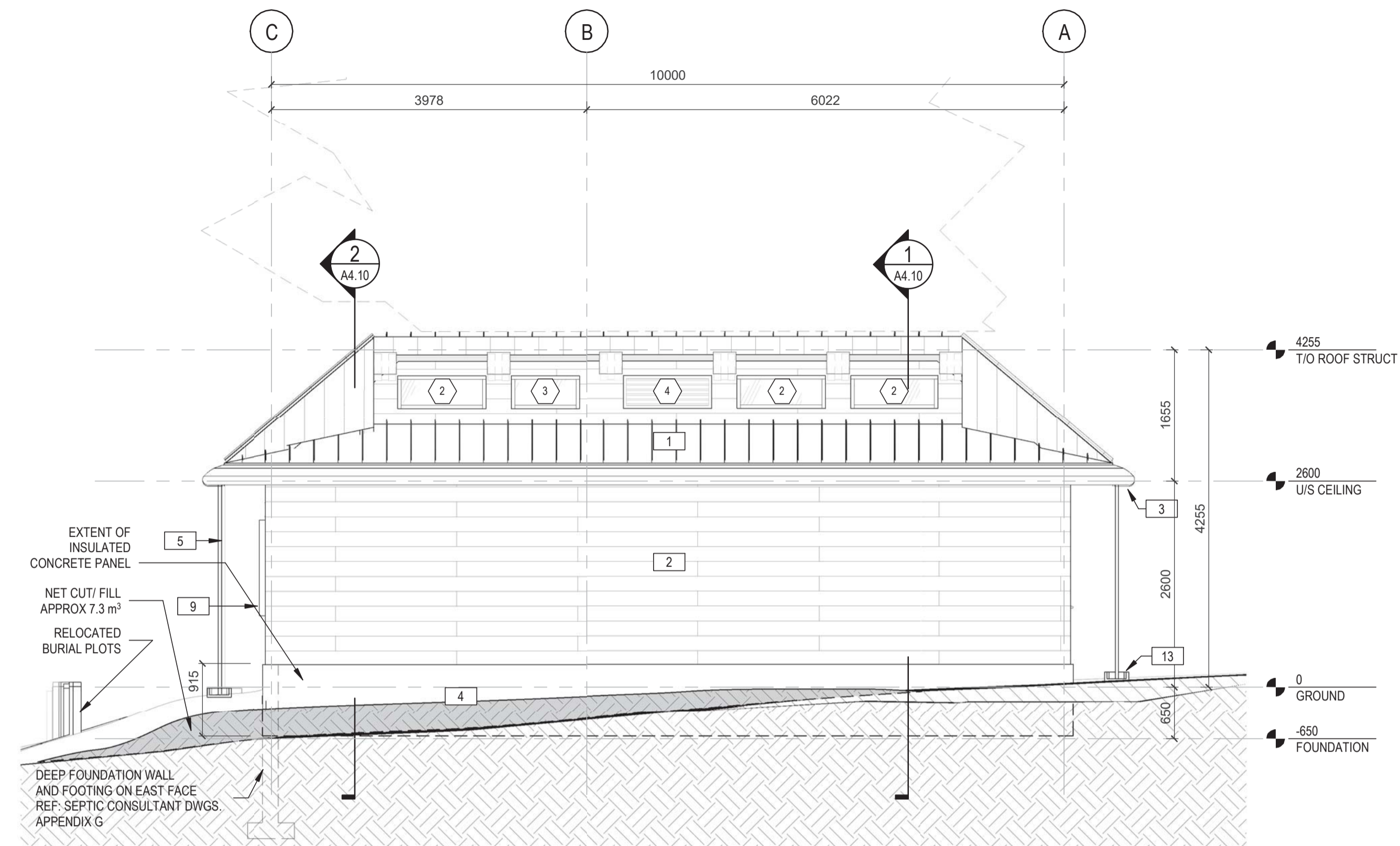
Project No./No. du projet	Sheet/Feuille	Revision no./La Révision no.
R.098470.001	A3.10	1

RATIO: 4068

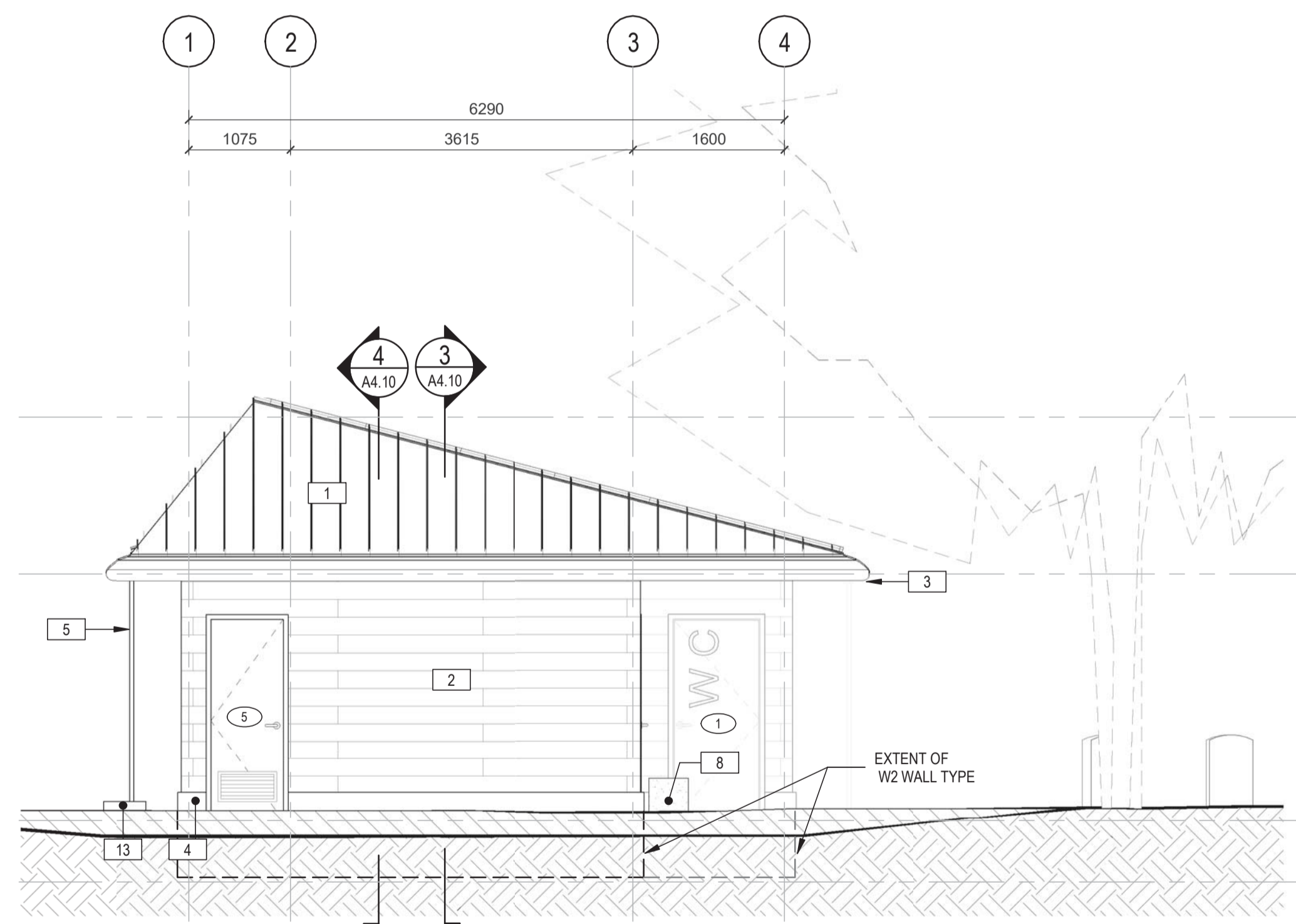
OF ##



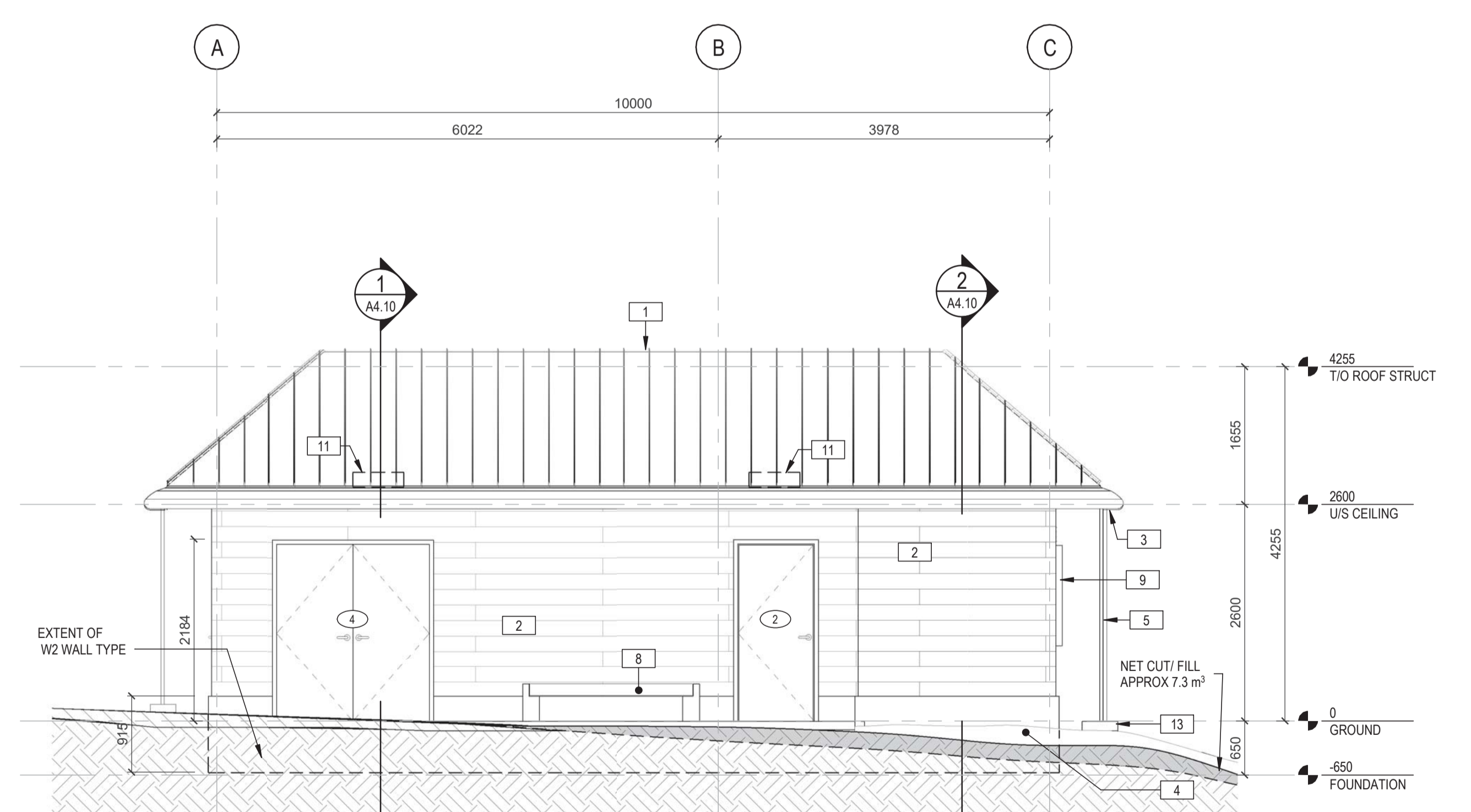
1 EAST ELEVATION
A3.10 1:50



2 NORTH ELEVATION
A3.10 1:50



3 WEST ELEVATION
A3.10 1:50



4 SOUTH ELEVATION
A3.10 1:50

KEYNOTES [X]

- 1 STANDING SEAM METAL ROOF CLADDING
- 2 PHENOLIC HORZ. LAP SIDING
- 3 METAL GUTTER
- 4 CONCRETE FOUNDATION WALL W/ CFI PANELS
- 5 GALVANIZED RAINCHAIN
- 8 WOOD BENCH W/ CONCRETE UPSTANDS
- 9 SLIDING METAL WINDOW SHUTTER
- 11 METAL VENT LOUVER
- 13 CONCRETE SPLASH PAD

Consultant

RATIO

Seal



1	Issued for Tender	2018.12.06
Revision/Revision	Description/Description	Date/Date

Client/client

Veterans Affairs Canada

PO Box 7700
Charlottetown, PE C1A8M9

Project title/Titre du projet

1190 Colville Rd, Esquimalt, BC V9A 4P7

Veterans Cemetery, God's Acre New Maintenance Building and Road Paving

Consultant Signature Box Only

Designed by/Concept par

Designer

Drawn by/Dessiné par

Author

PWGSC Project Manager/Administrateur de Projets TPSCG

MASOOD DEZFOOLI

PWGSC, Regional Manager, Architectural and Engineering Services/
Gestionnaire régional, Services d'architecture et de génie, TPSCG

PREETIPAL PAUL

Drawing title/Titre du dessin

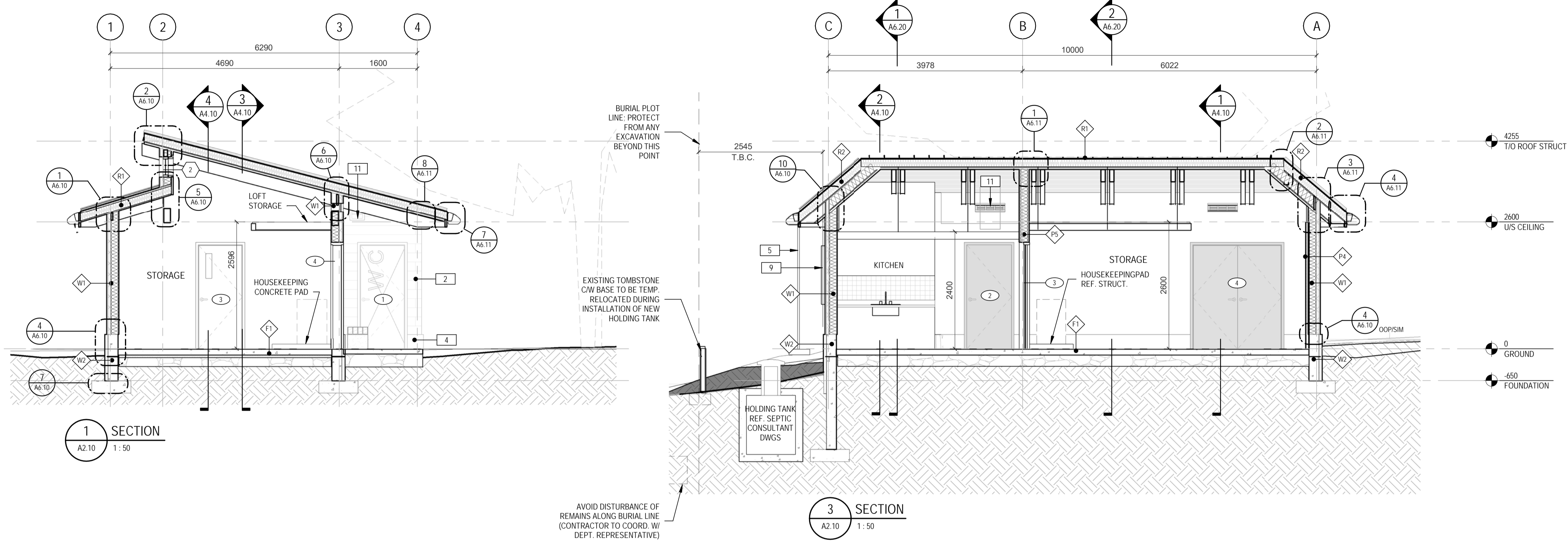
BUILDING SECTIONS

Project No./No. du projet	Sheet/Feuille	Revision no./La Révision no.
---------------------------	---------------	------------------------------

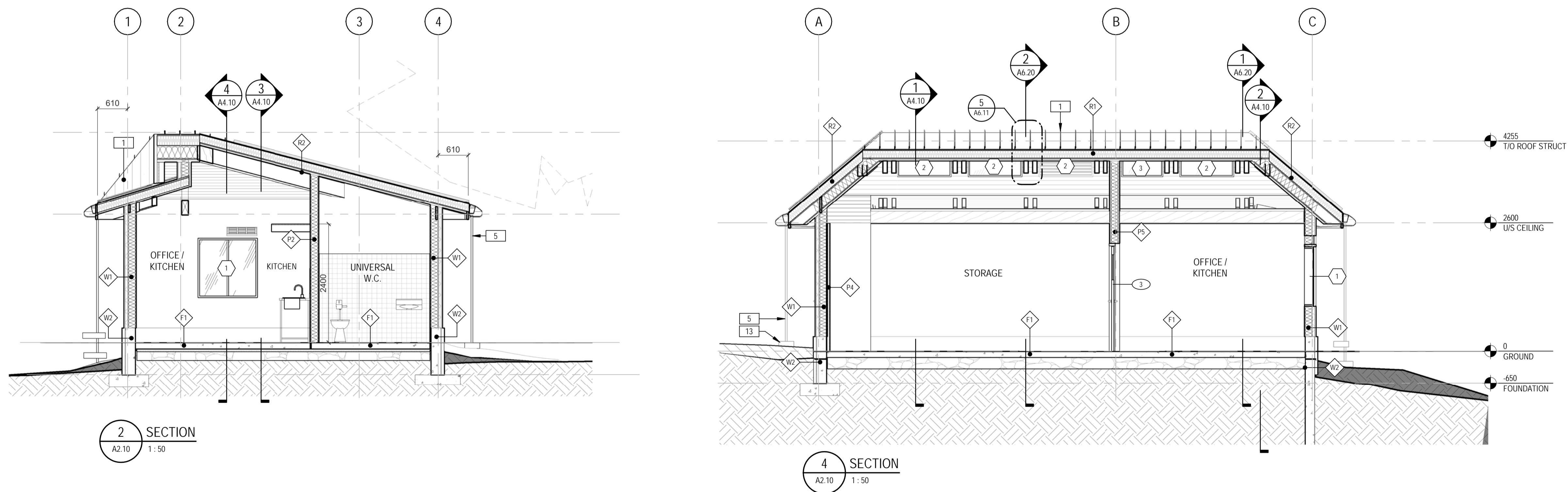
R.098470.001
RATIO: 4068

A4.10
OF ##

1



AVOID DISTURBANCE OF REMAINS ALONG BURIAL LINE (CONTRACTOR TO COORD. W/ DEPT. REPRESENTATIVE)



KEYNOTES

- 1 STANDING SEAM METAL ROOF CLADDING
- 2 PHENOLIC HORZ. LAP SIDING
- 4 CONCRETE FOUNDATION WALL W/ C/P PANELS
- 5 GALVANIZED RAINCHAIN
- 9 SLIDING METAL WINDOW SHUTTER
- 11 METAL VENT LOUVER
- 13 CONCRETE SPLASH PAD

Consultant

RATIO

Seal



1	Issued for Tender	2018.12.06
Revision/	Description/Description	Date/Date

Client/client

Veterans Affairs Canada

PO Box 7700
Charlottetown, PE C1A8M9

Project title/Titre du projet

1190 Colville Rd, Esquimalt, BC V9A 4P7

Veterans Cemetery, God's Acre New Maintenance Building and Road Paving

Consultant Signature Box Only

Designed by/Concept par

CER

Drawn by/Dessiné par

SB

PWGSC Project Manager/Administrateur de Projets TPSCG

MASOOD DEZFOOLI

PWGSC, Regional Manager, Architectural and Engineering Services/
Gestionnaire régional, Services d'architectural et de génie, TPSCG

PREETIPAL PAUL

Drawing title/Titre du dessin

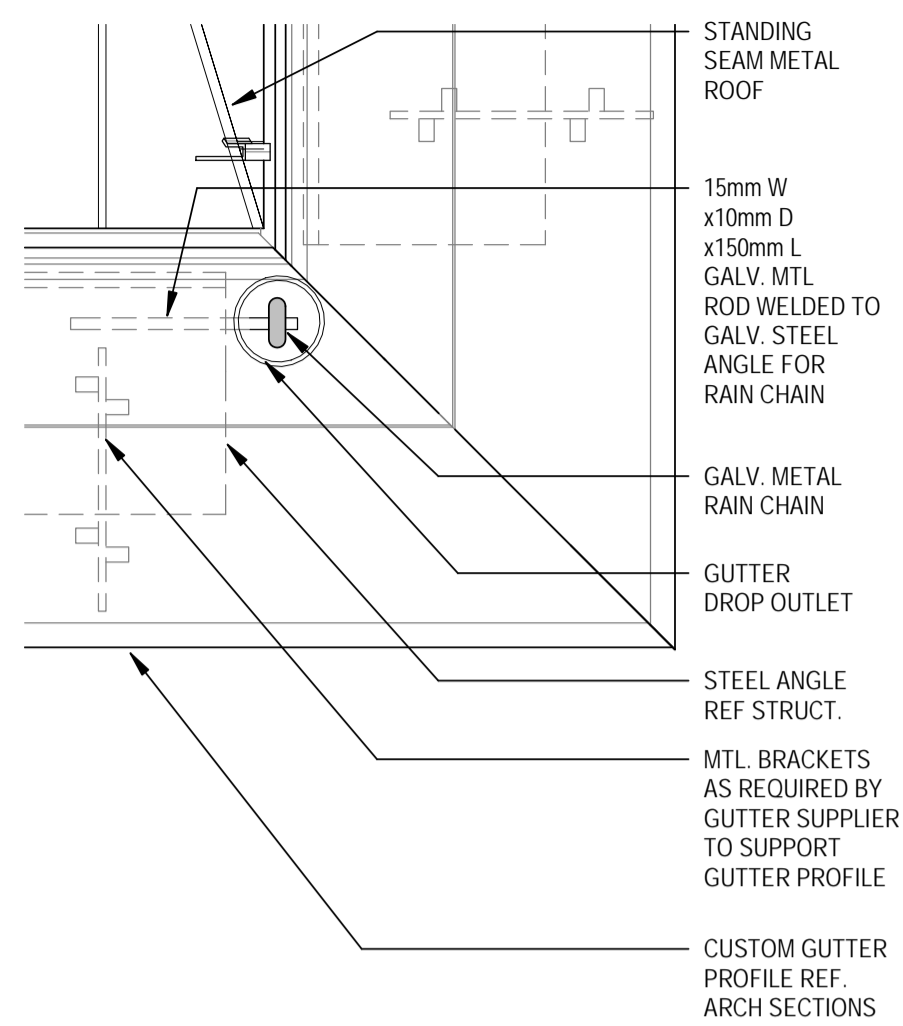
PLAN DETAILS

Project No./No. du projet	Sheet/ Feuille	Revision no./ La Révision no.
---------------------------	----------------	----------------------------------

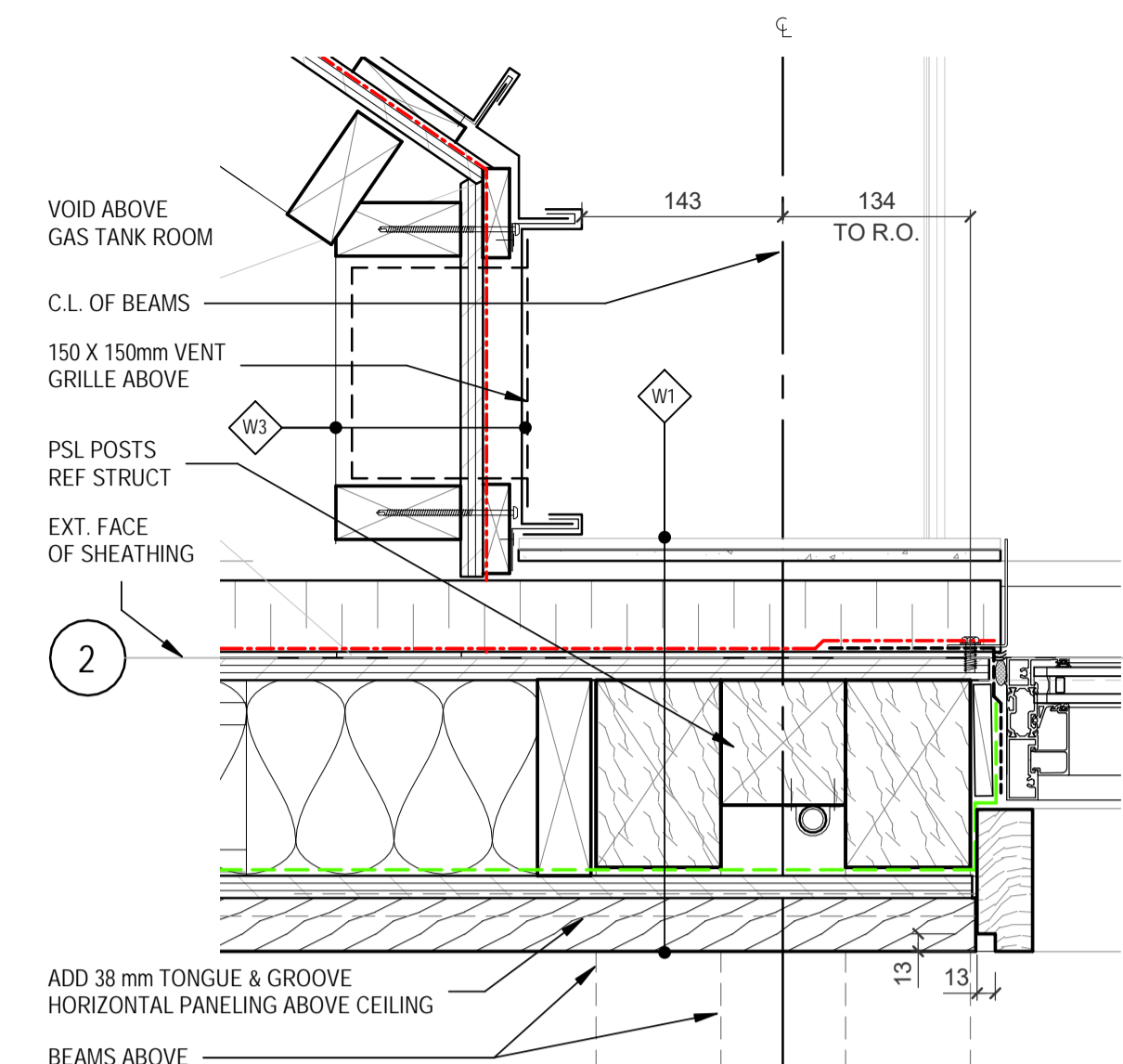
R.098470.001
RATIO: 4068

A5.10
OF ##

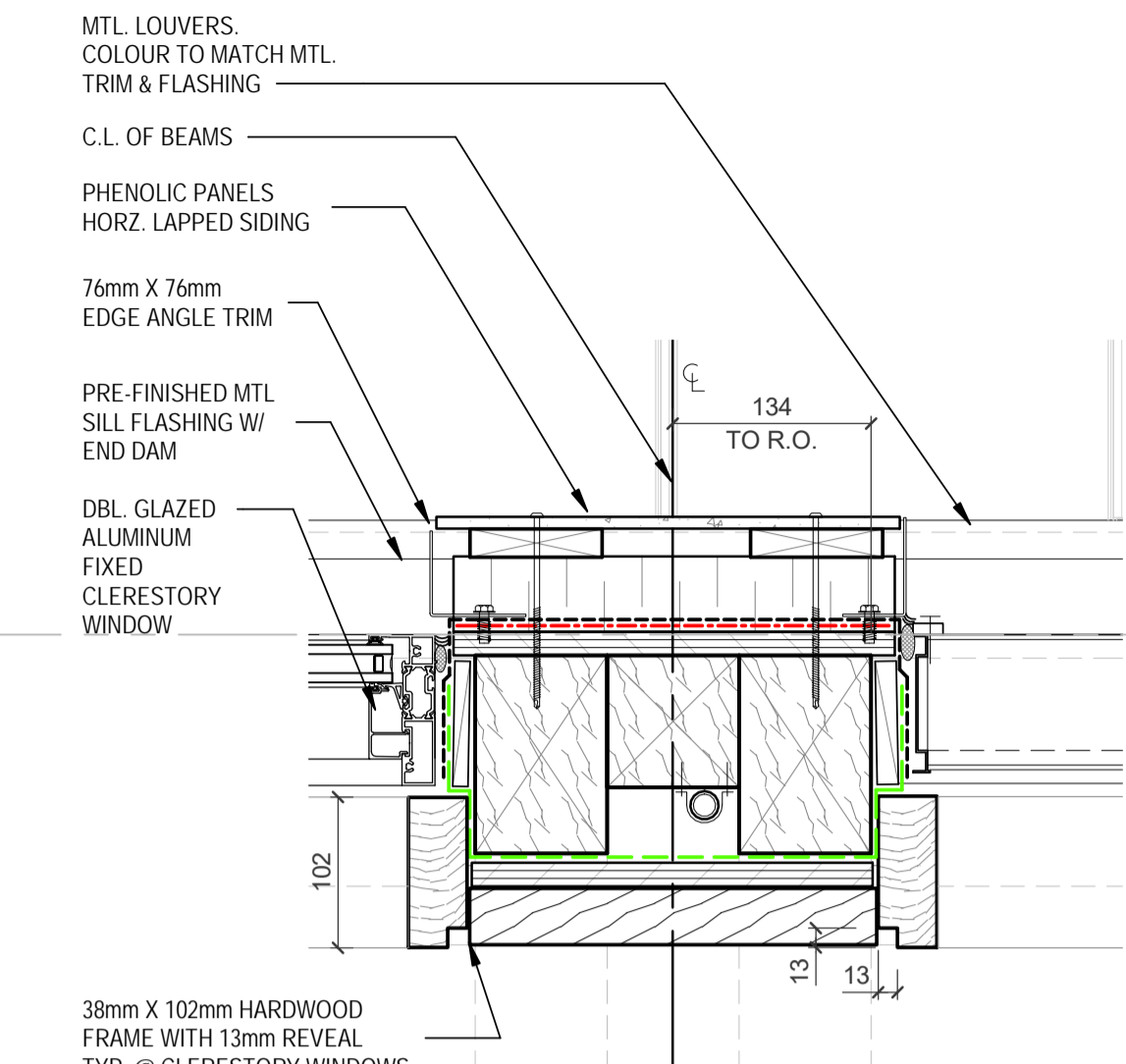
1



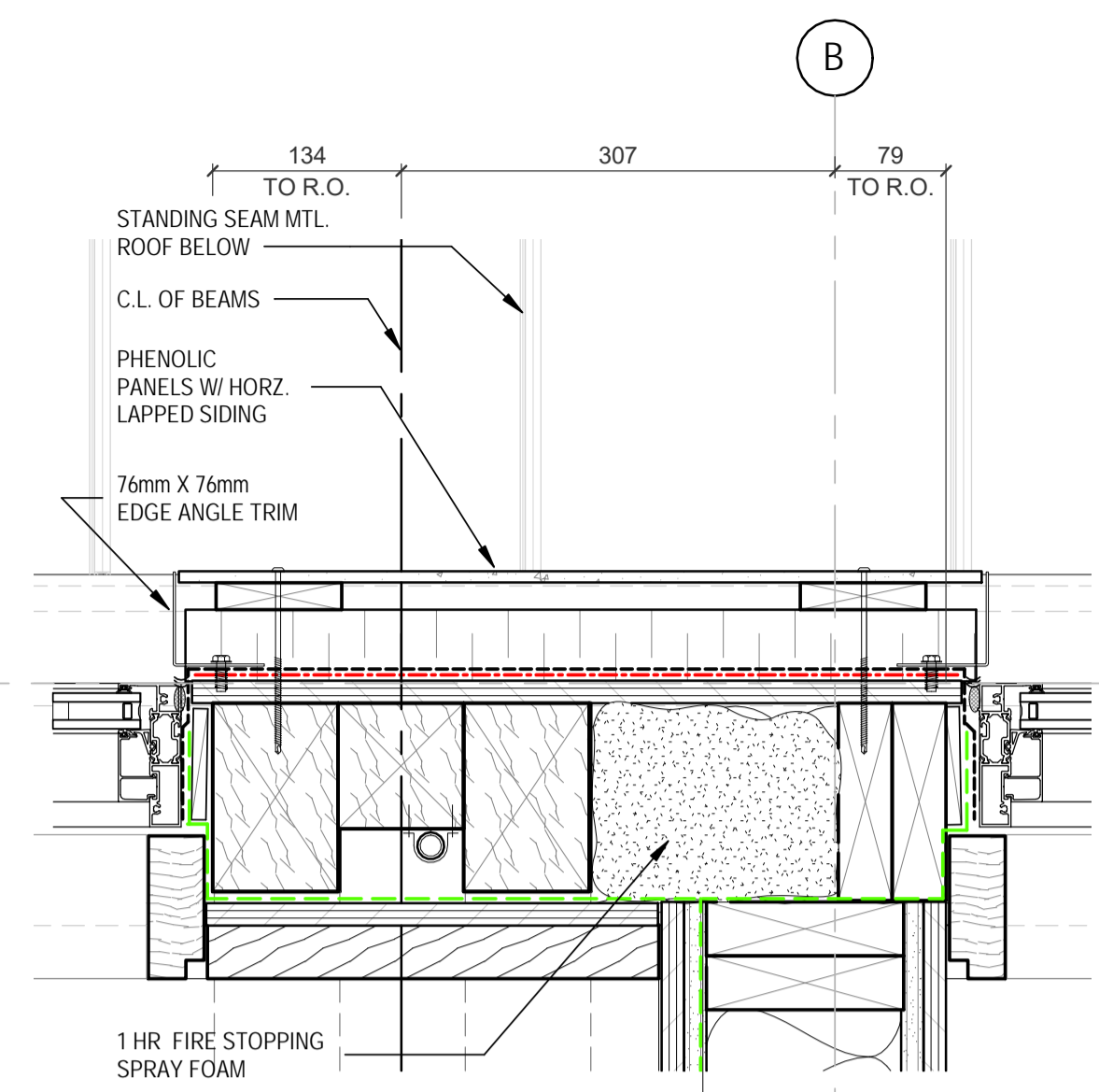
12 PLAN DETAIL - ROOF GUTTER
A2.10 1:5



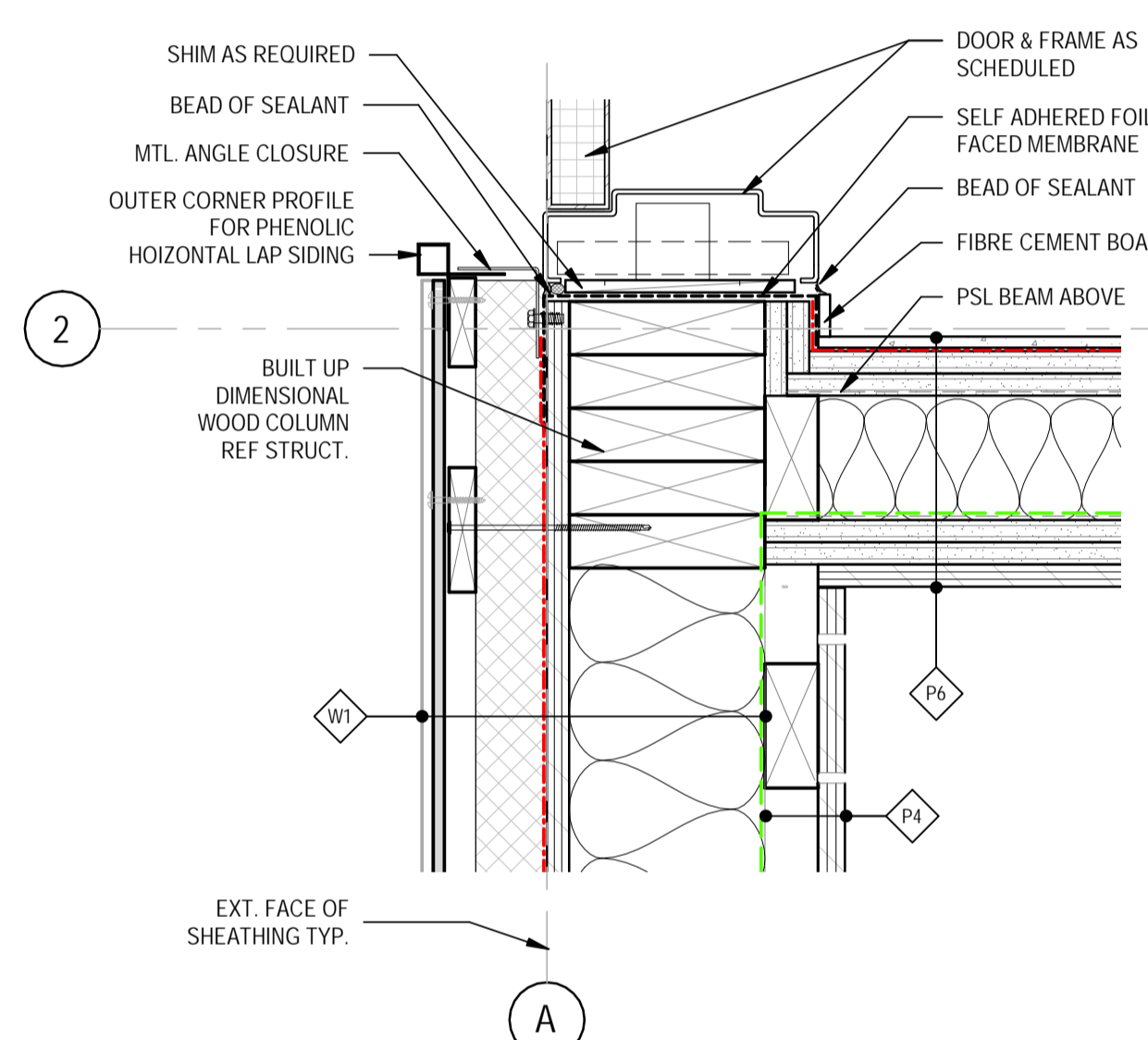
1 PLAN DETAIL - CLERESTORY
A2.20 1:5



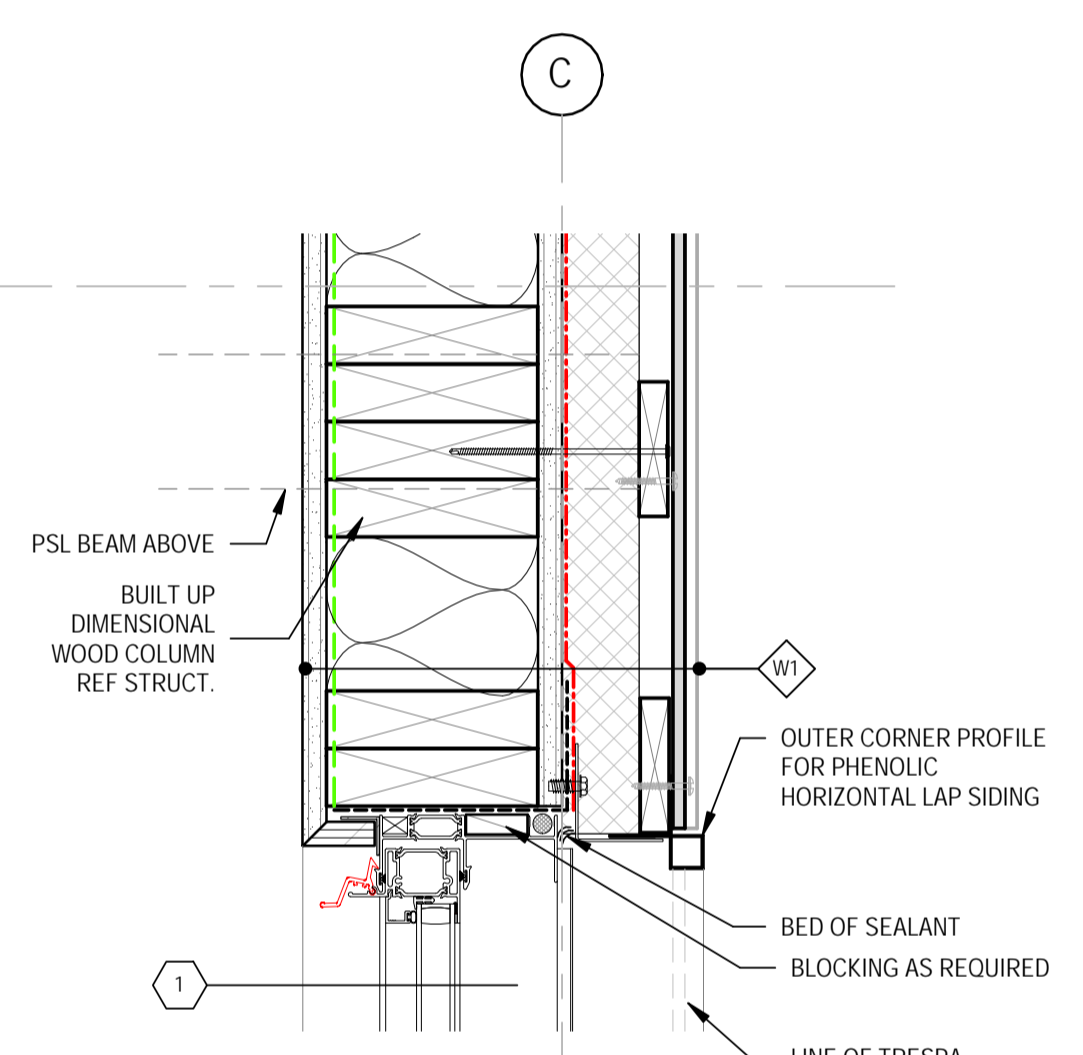
2 PLAN DETAIL - CLERESTORY
A2.20 1:5



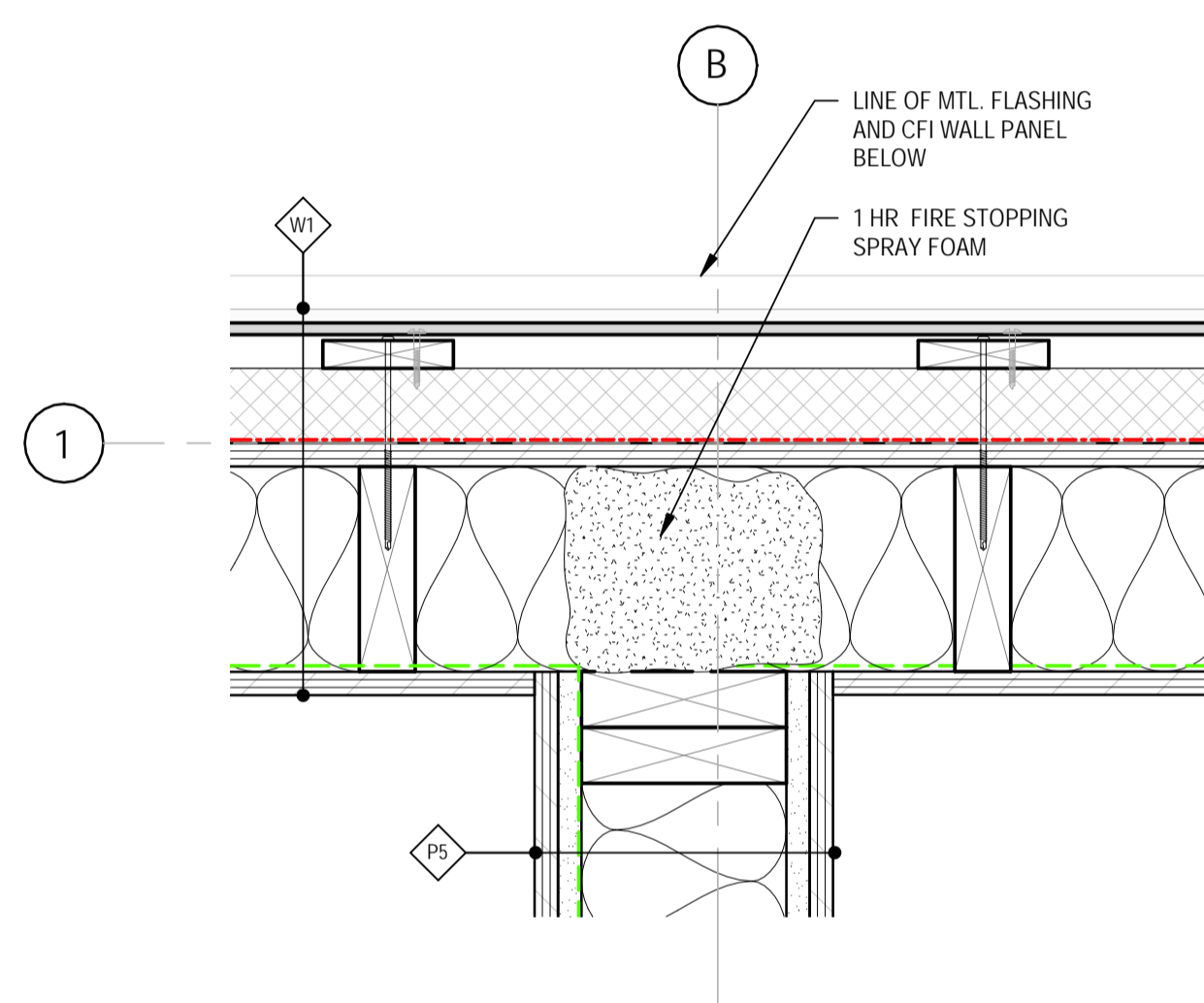
3 PLAN DETAIL - CLERESTORY
A2.20 1:5



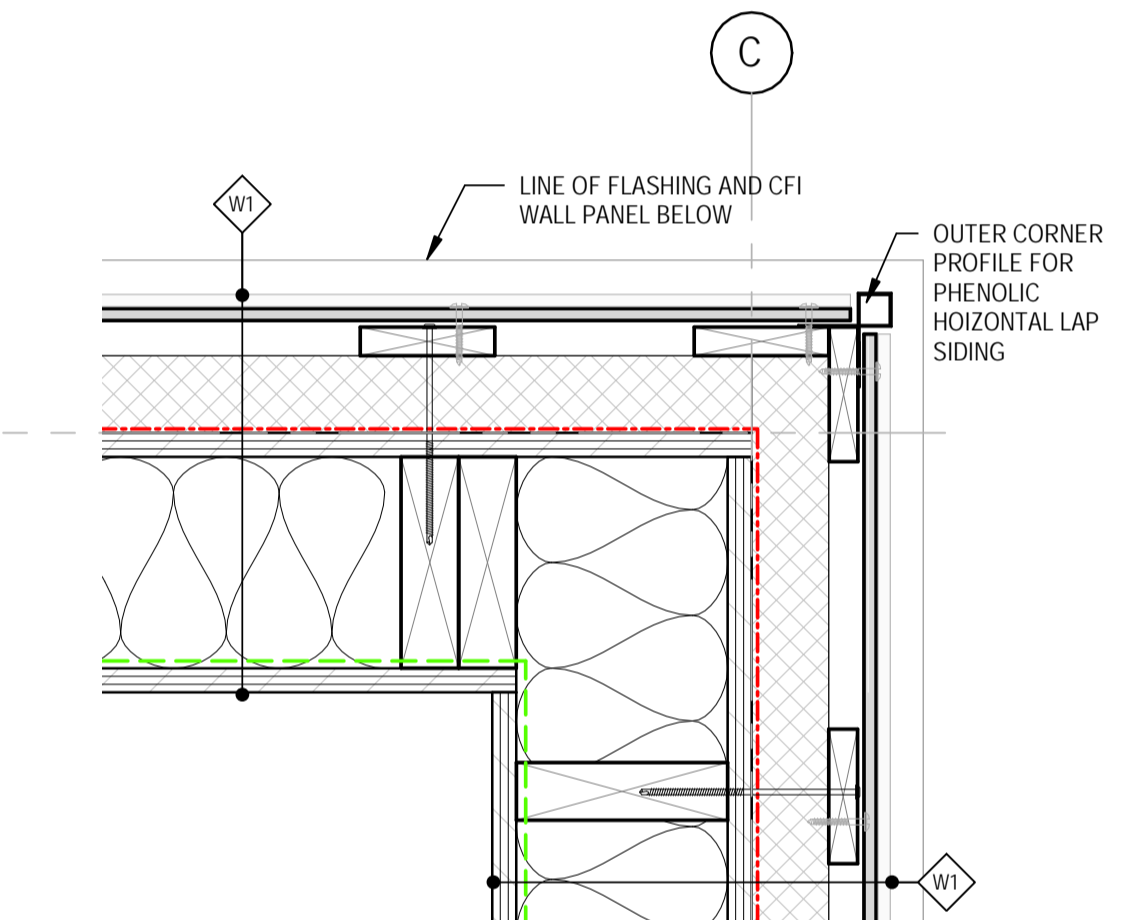
4 DOOR JAMB DETAIL - @ GAS TANK RM.
A2.10 1:5



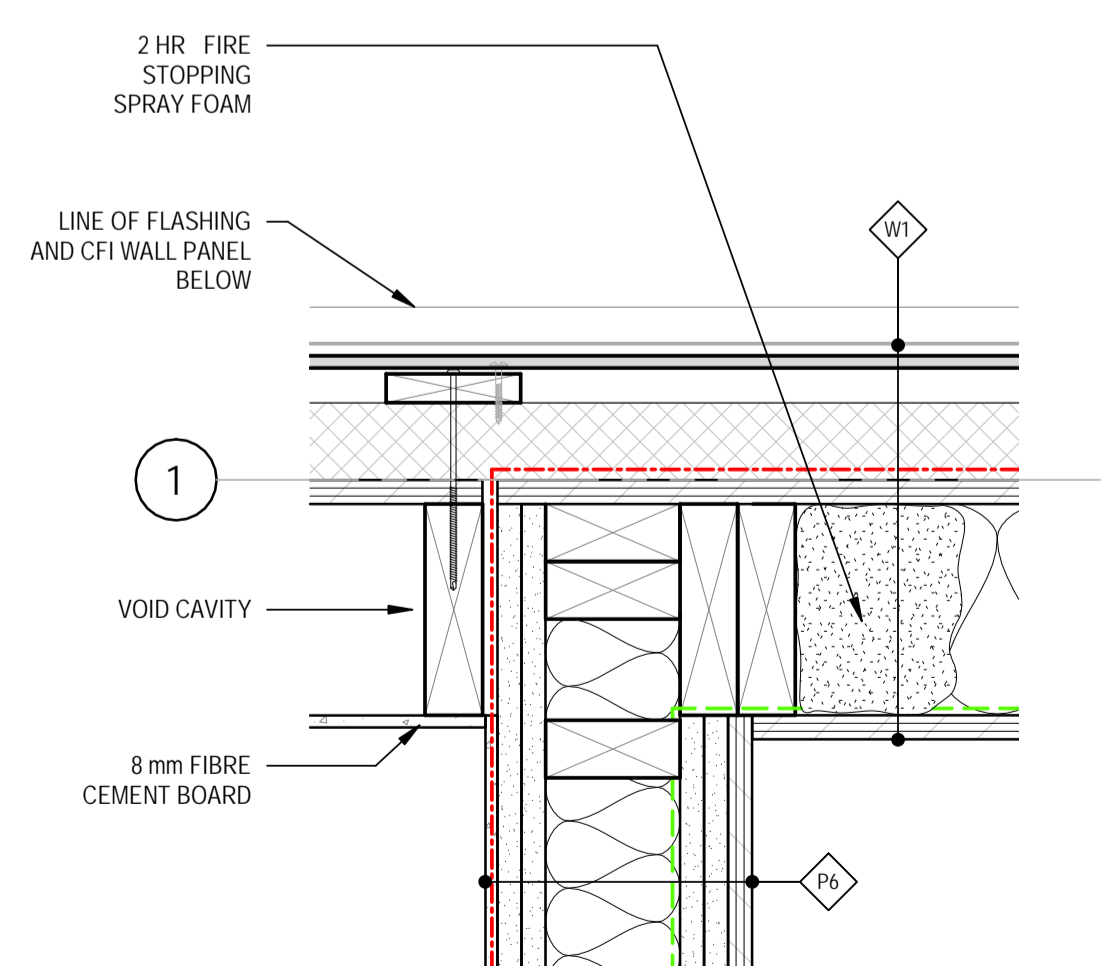
5 WINDOW JAMB DETAIL - @ SLIDER WINDOW
A2.10 1:5



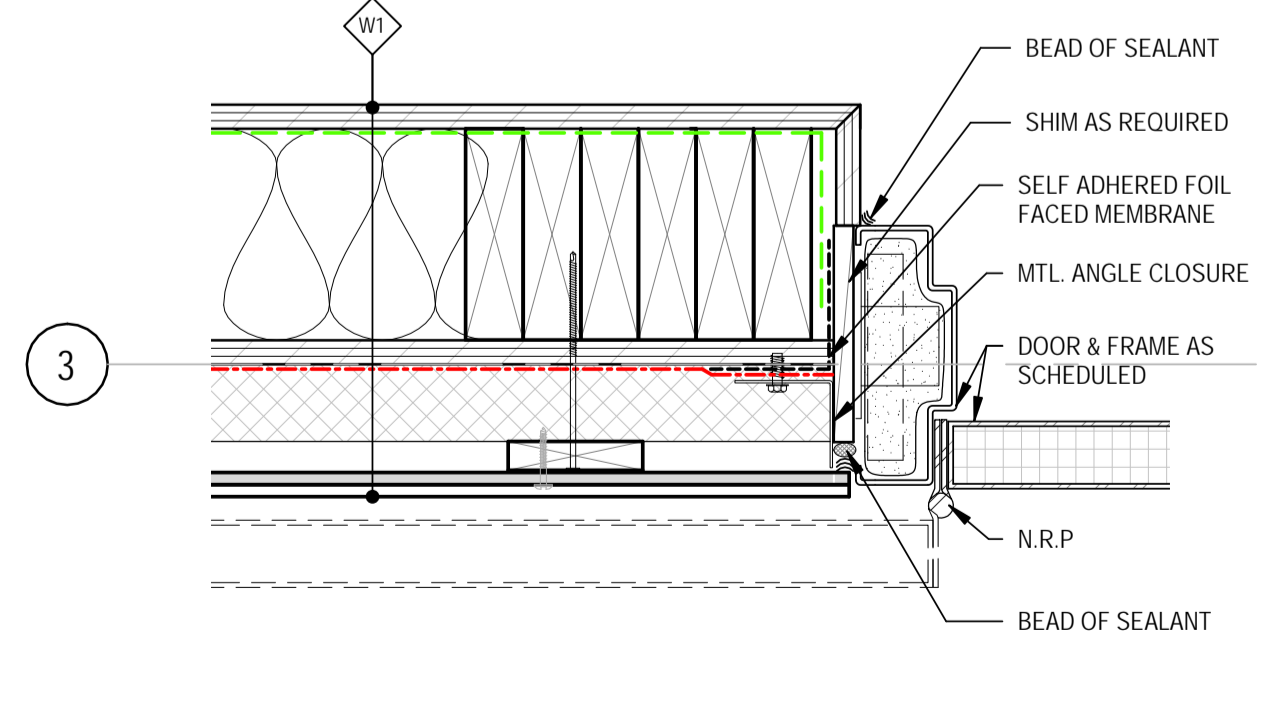
6 PLAN DETAIL - @ INT. F.R.R. PARTITION
A2.10 1:5



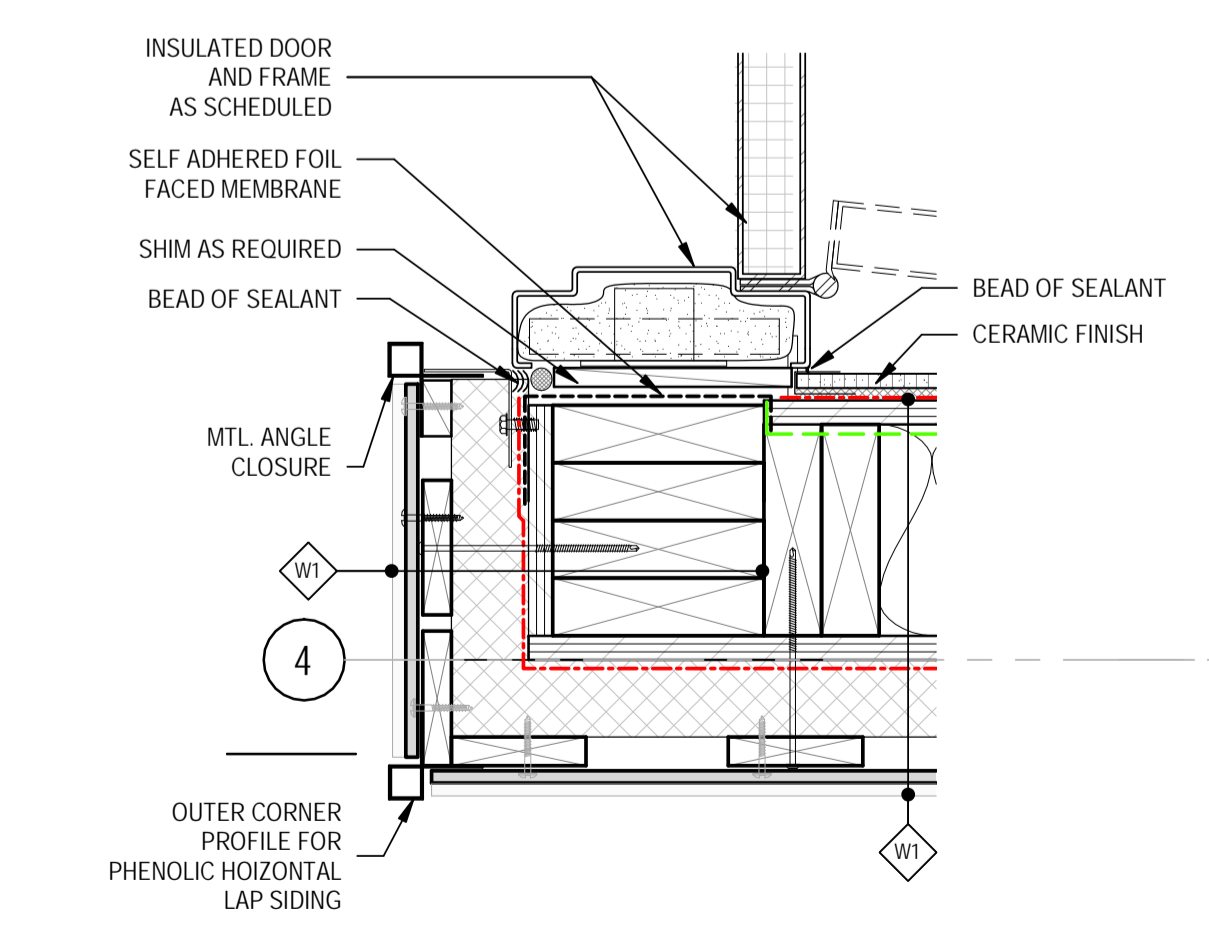
7 PLAN DETAIL - OFFICE @ N/E CORNER
A2.10 1:5



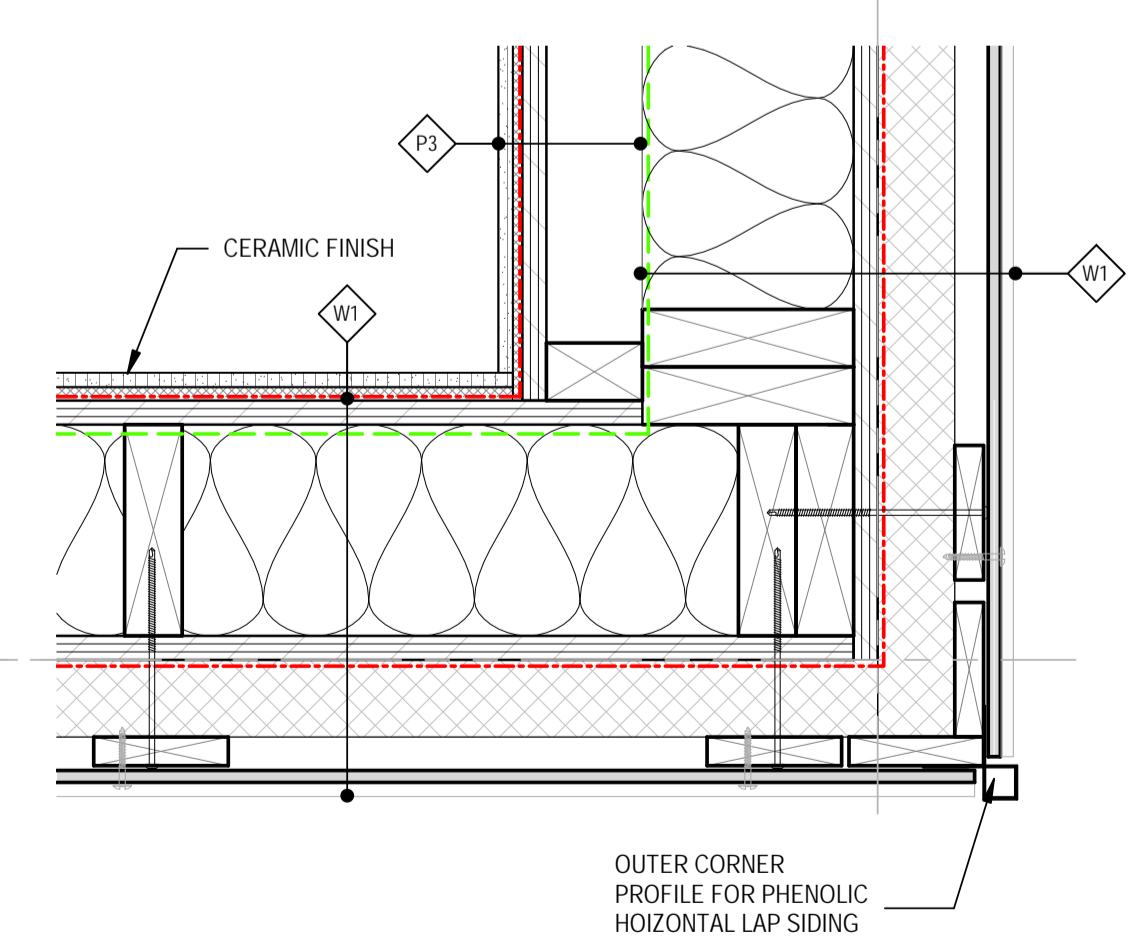
8 PLAN DTL - STORAGE TO GAS TANK RM.
A2.10 1:5



9 DOOR JAMB DETAIL - @ STORAGE
A2.10 1:5



10 DOOR JAMB DETAIL - @ WASHROOM
A2.10 1:5



11 PLAN DETAIL - W/R @ S/E CORNER
A2.10 1:5

Consultant

RATIO

Seal



Revision/Revision	Description/Description	Date/Date
1	Issued for Tender	2018.12.06

Veterans Affairs Canada
PO Box 7700
Charlottetown, PE C1A8M9

Project title/Titre du projet
1190 Colville Rd, Esquimalt, BC V9A 4P7

Veterans Cemetery, God's Acre New Maintenance Building and Road Paving

Consultant Signature Box Only

Designed by/Concept par
CER

Drawn by/Dessiné par
CER

PWGSC Project Manager/Administrateur de Projets TPSCG
MASOOD DEZFOOLI

PWGSC, Regional Manager, Architectural and Engineering Services/
Gestionnaire régional, Services d'architectural et de génie, TPSCG
PREETIPAL PAUL

Drawing title/Titre du dessin

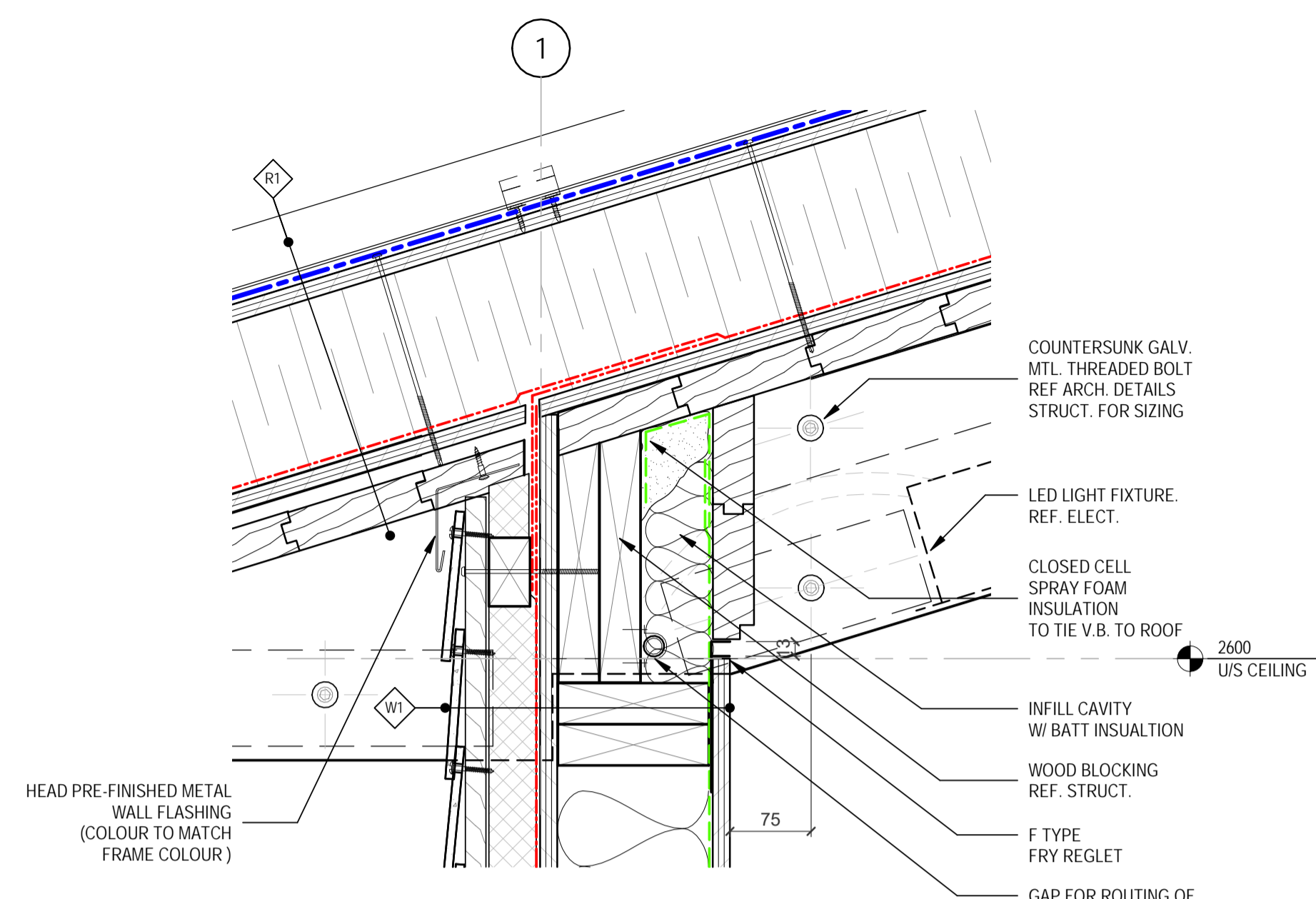
SECTION DETAILS

Project No./No. du projet
R.098470.001

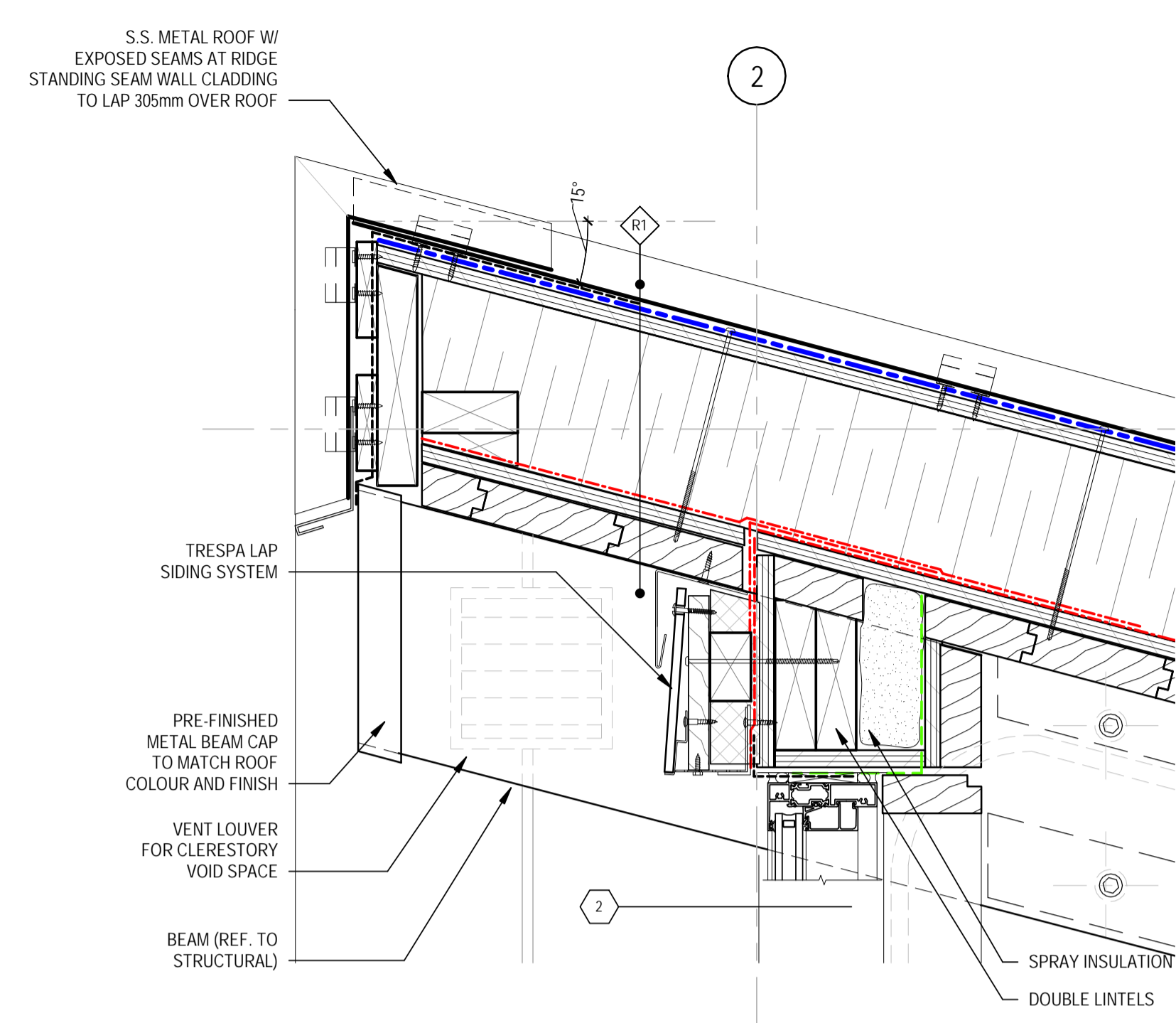
Sheet/Feuille
A6.10

Revision no./La Révision no.
1

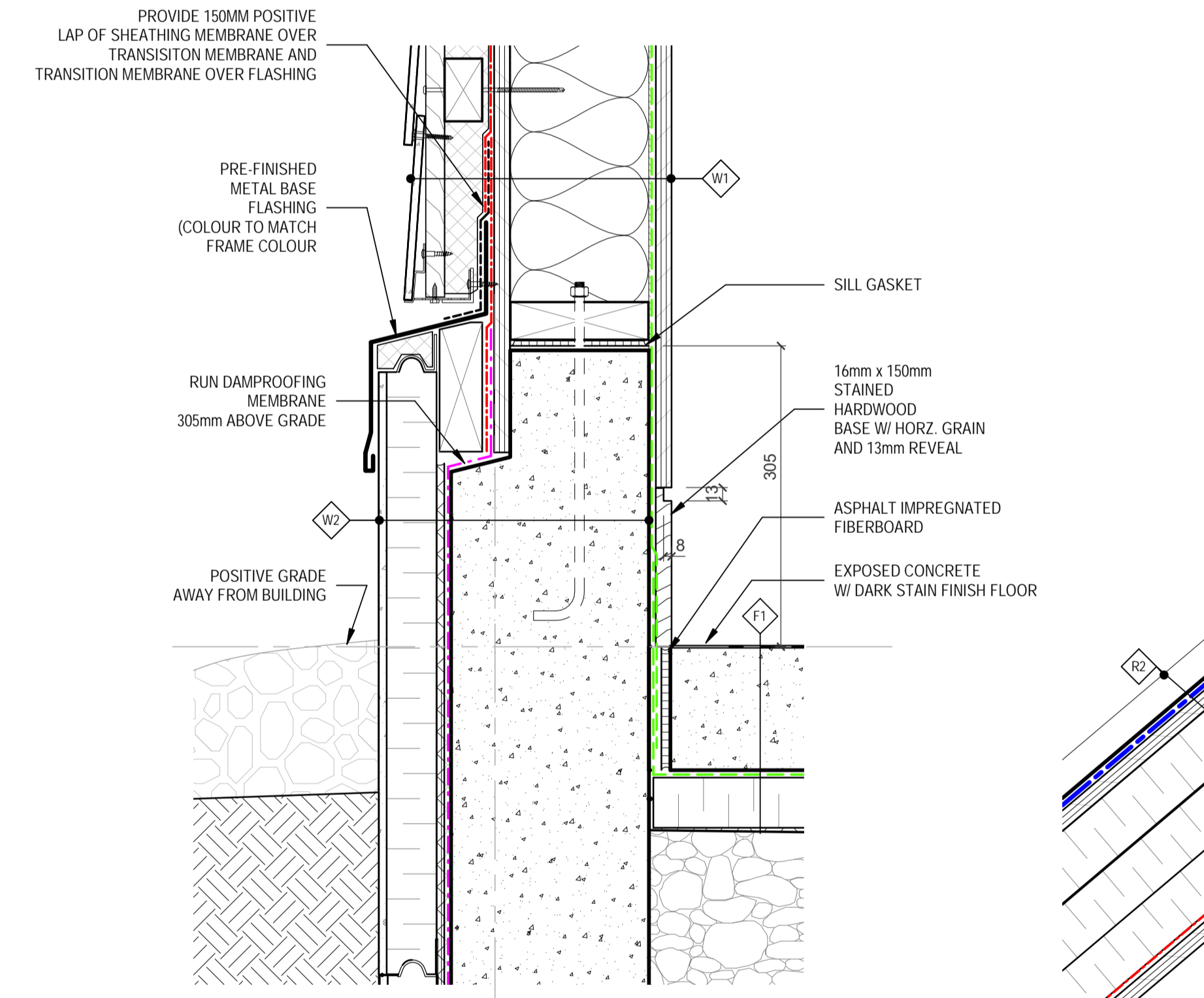
RATIO: 4068 OF ##



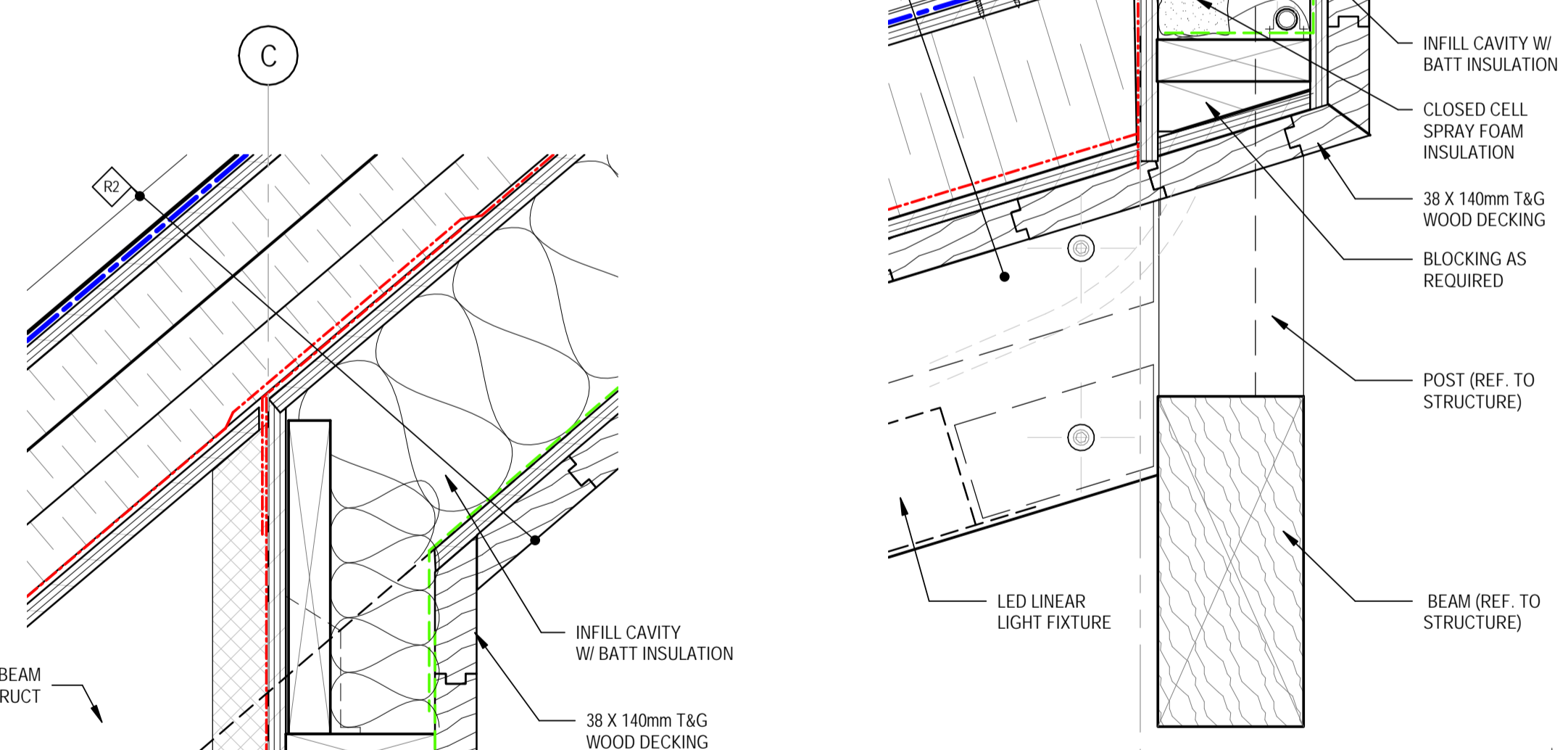
1 SECTION DTL NORTH WALL TO ROOF TRANS.
A4.10 1:5



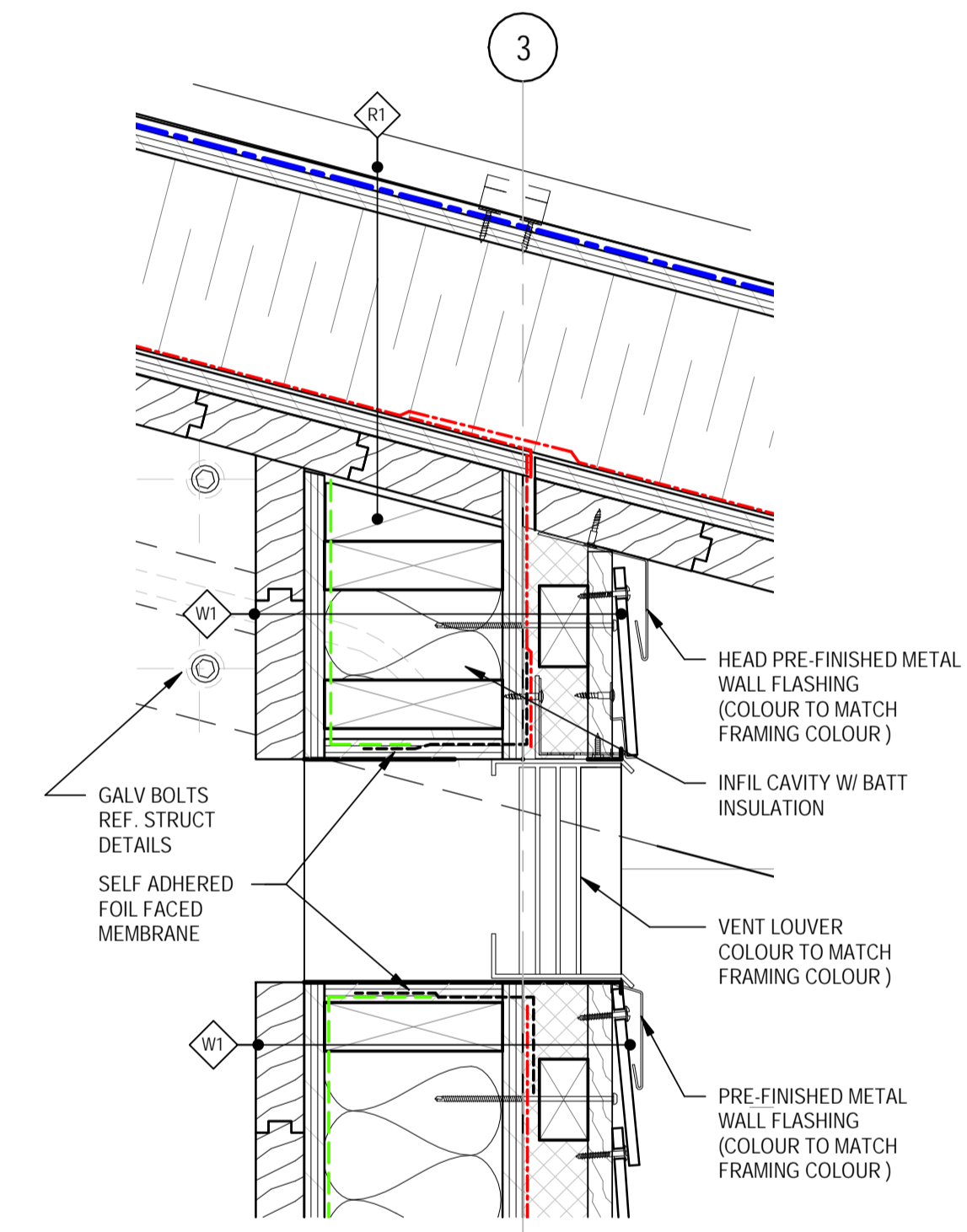
2 SECTION DTL - CLERESTORY ROOF RIDGE
A4.10 1:5



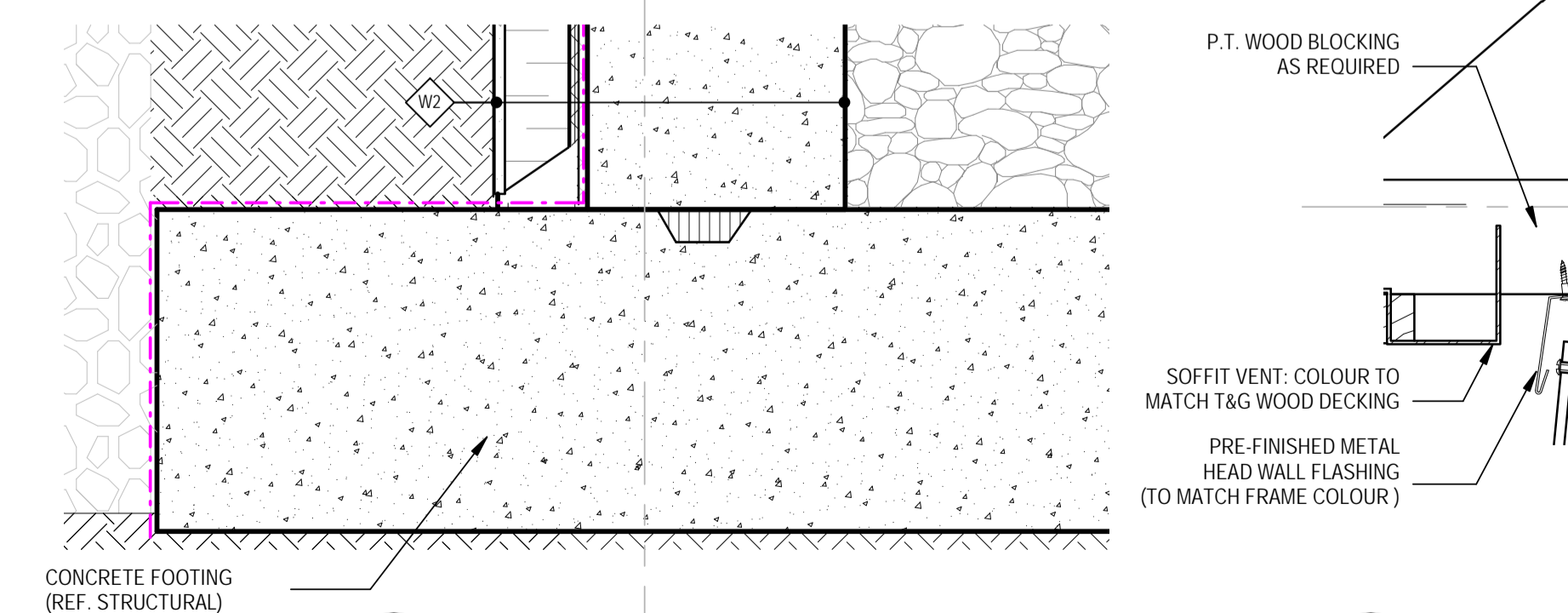
4 SECTION DTL - TYP. SILL / CONC. WALL FOOTING
A4.10 1:5



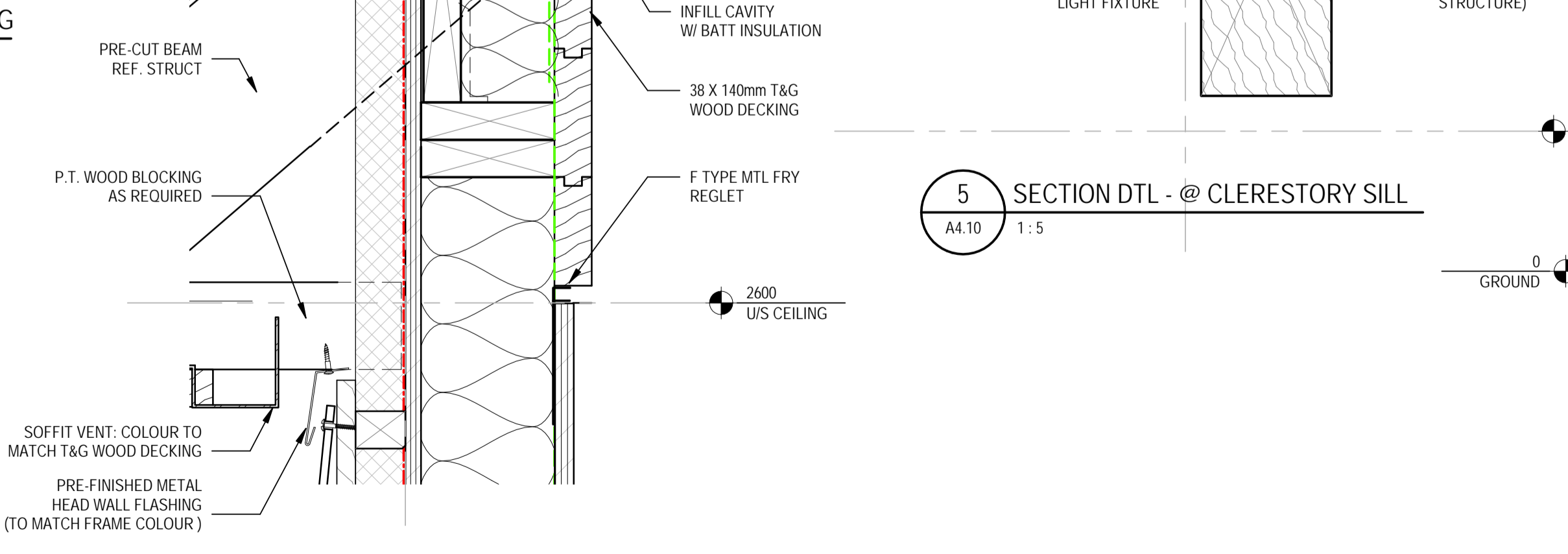
5 SECTION DTL - @ CLERESTORY SILL
A4.10 1:5



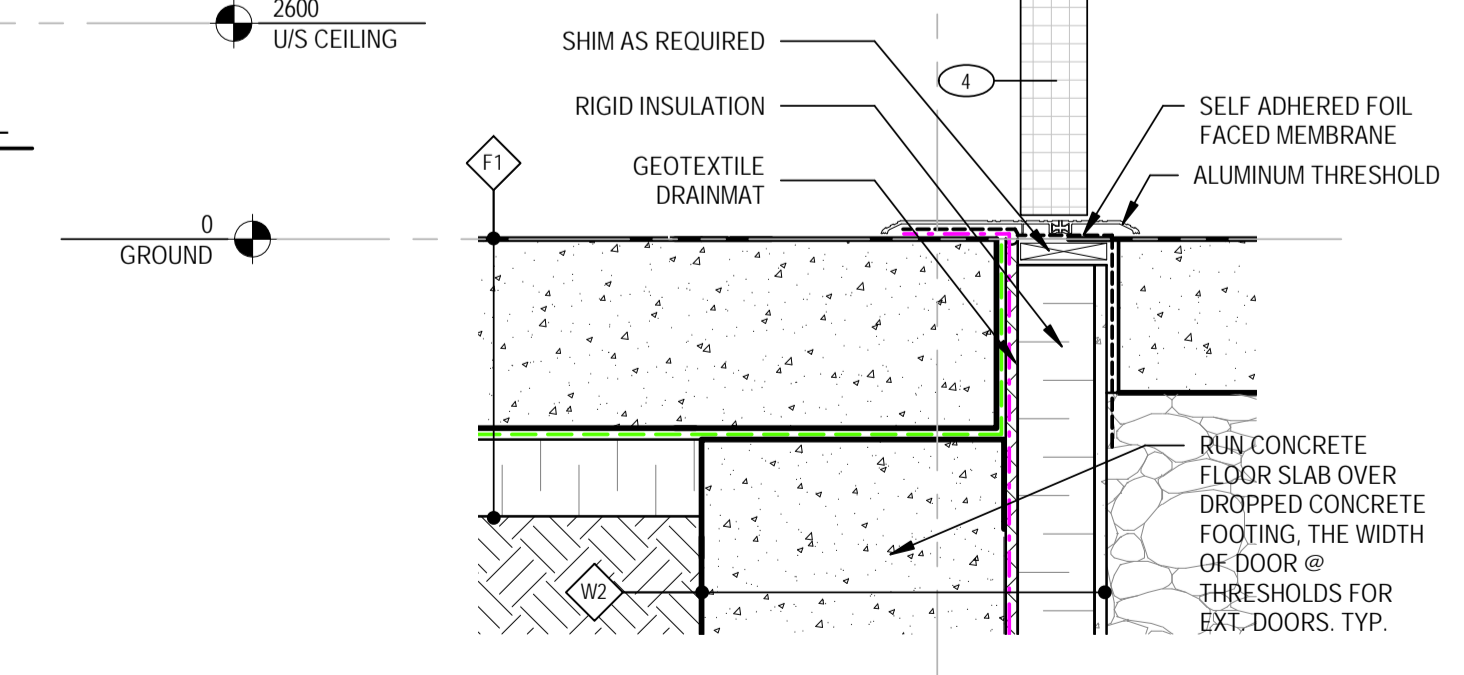
6 SECTION DTL - S. WALL TO ROOF / LOUVERED VENT
A4.10 1:5



7 SECTION DTL - CONC. FOOTING
A4.10 1:5



10 SECTION DTL - EAST WALL TO ROOF TRANS.
A6.10 1:5



8 SECTION DTL - THRESHOLD @ INSULATED EXT. SINGLE DOOR
1:5

Consultant

RATIO

Seal



1	Issued for Tender	2018.12.06
Revision/	Description/Description	Date/Date

Client/client

Veterans Affairs Canada

PO Box 7700
Charlottetown, PE C1A8M9

Project title/Titre du projet

1190 Colville Rd, Esquimalt, BC V9A 4P7

Veterans Cemetery, God's Acre New Maintenance Building and Road Paving

Consultant Signature Box Only

Designed by/Concept par

Designer

Drawn by/Dessine par

Author

PWGSC Project Manager/Administrateur de Projets TPSCG

MASOOD DEZFOOLI

PWGSC, Regional Manager, Architectural and Engineering Services/
Gestionnaire régional, services d'architecture et de génie, TPSCG

PREETIPAL PAUL

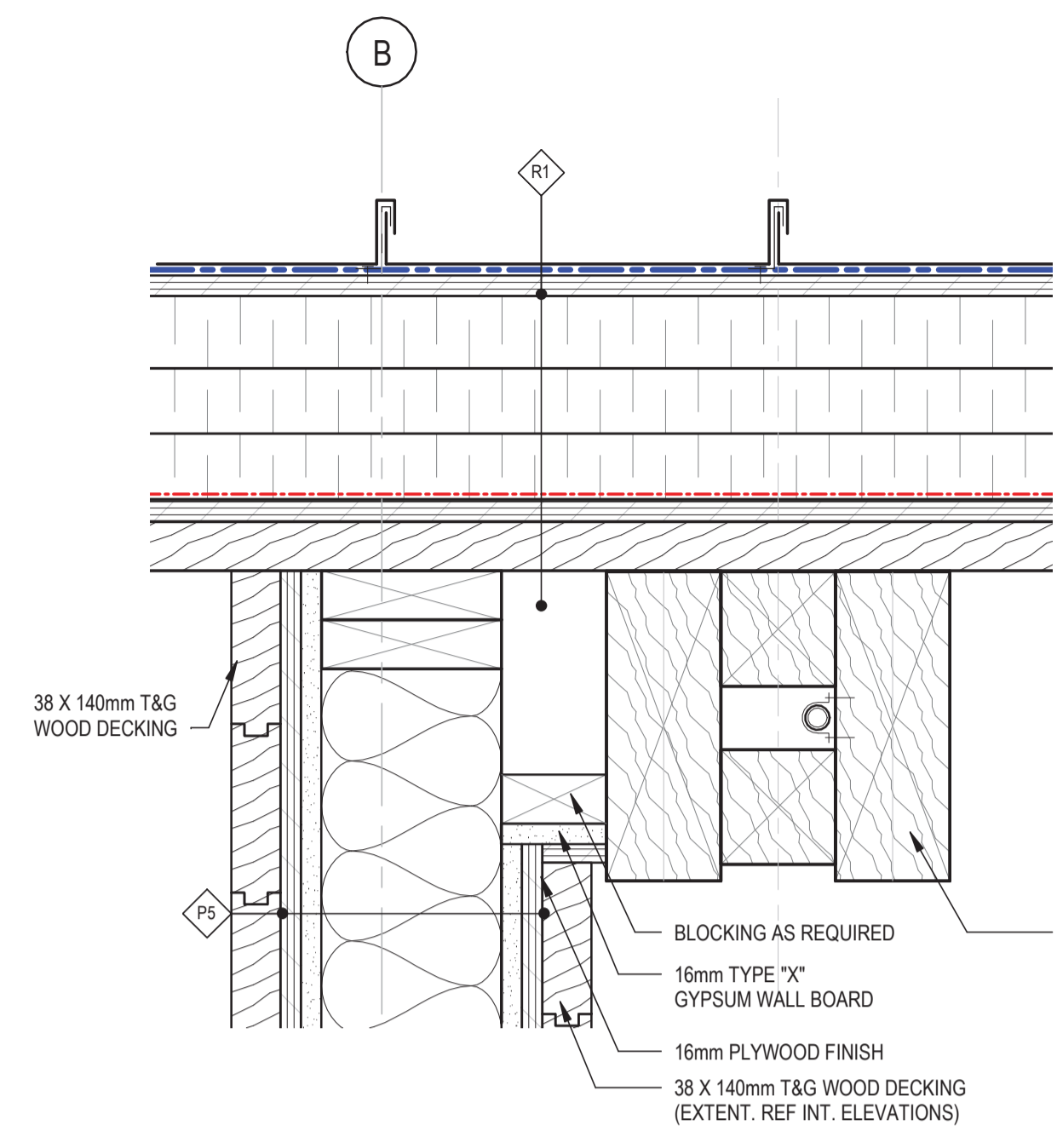
Drawing title/Titre du dessin

SECTION DETAILS

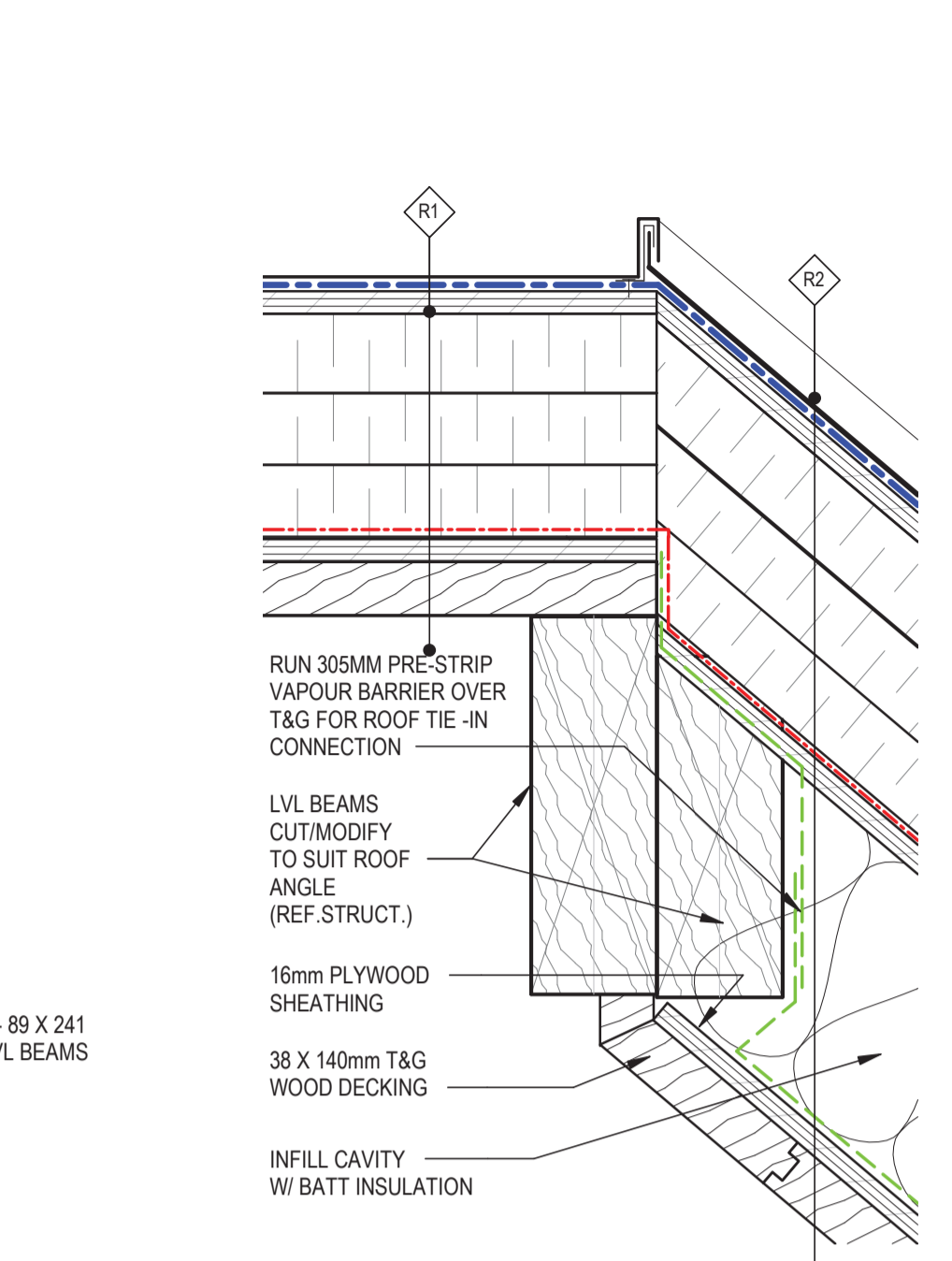
Project No./No. du projet	Sheet/ Feuille	Revision no./ Le Révision no.
R.098470.001	A6.11	1

RATIO: 4068

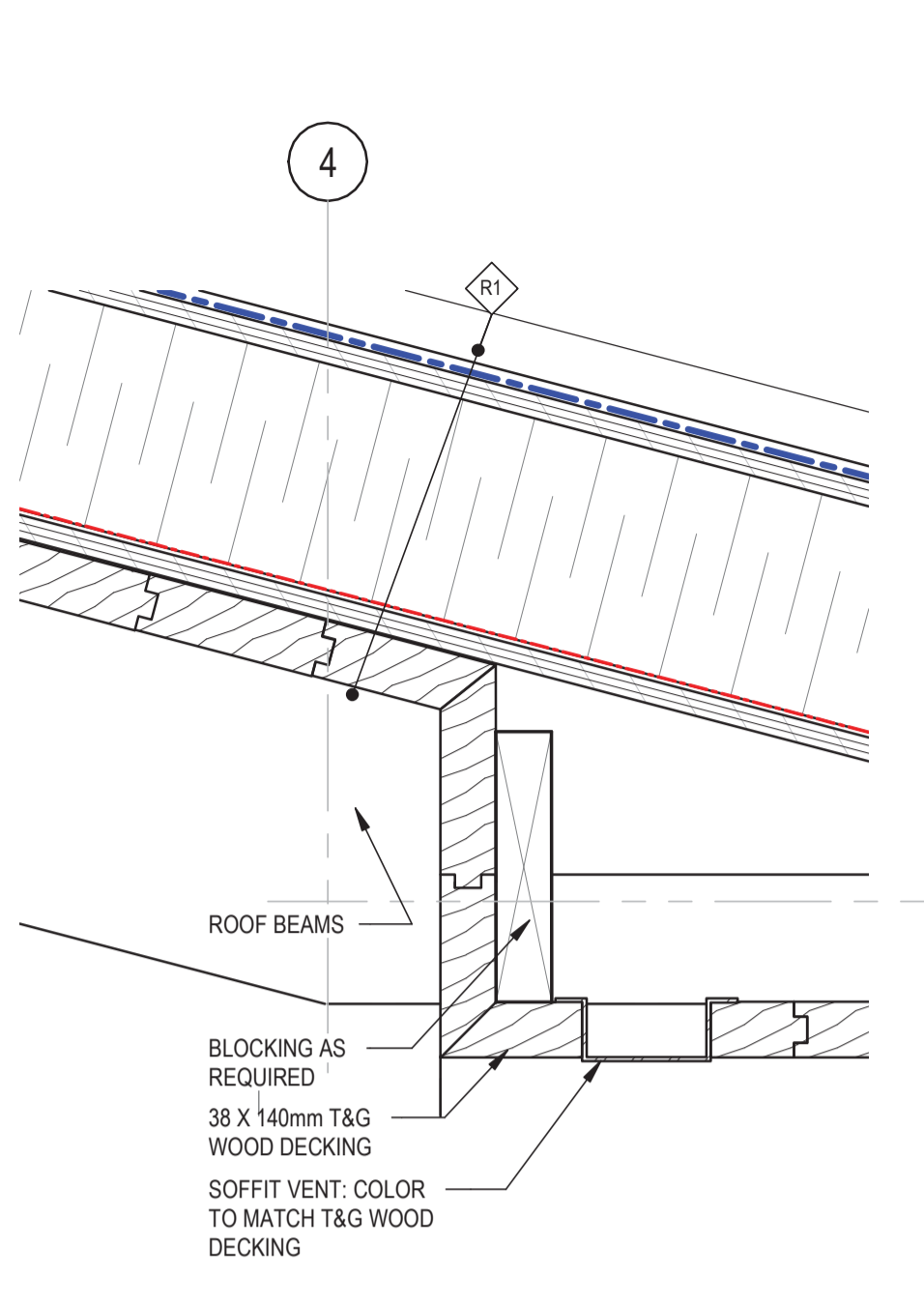
OF ##



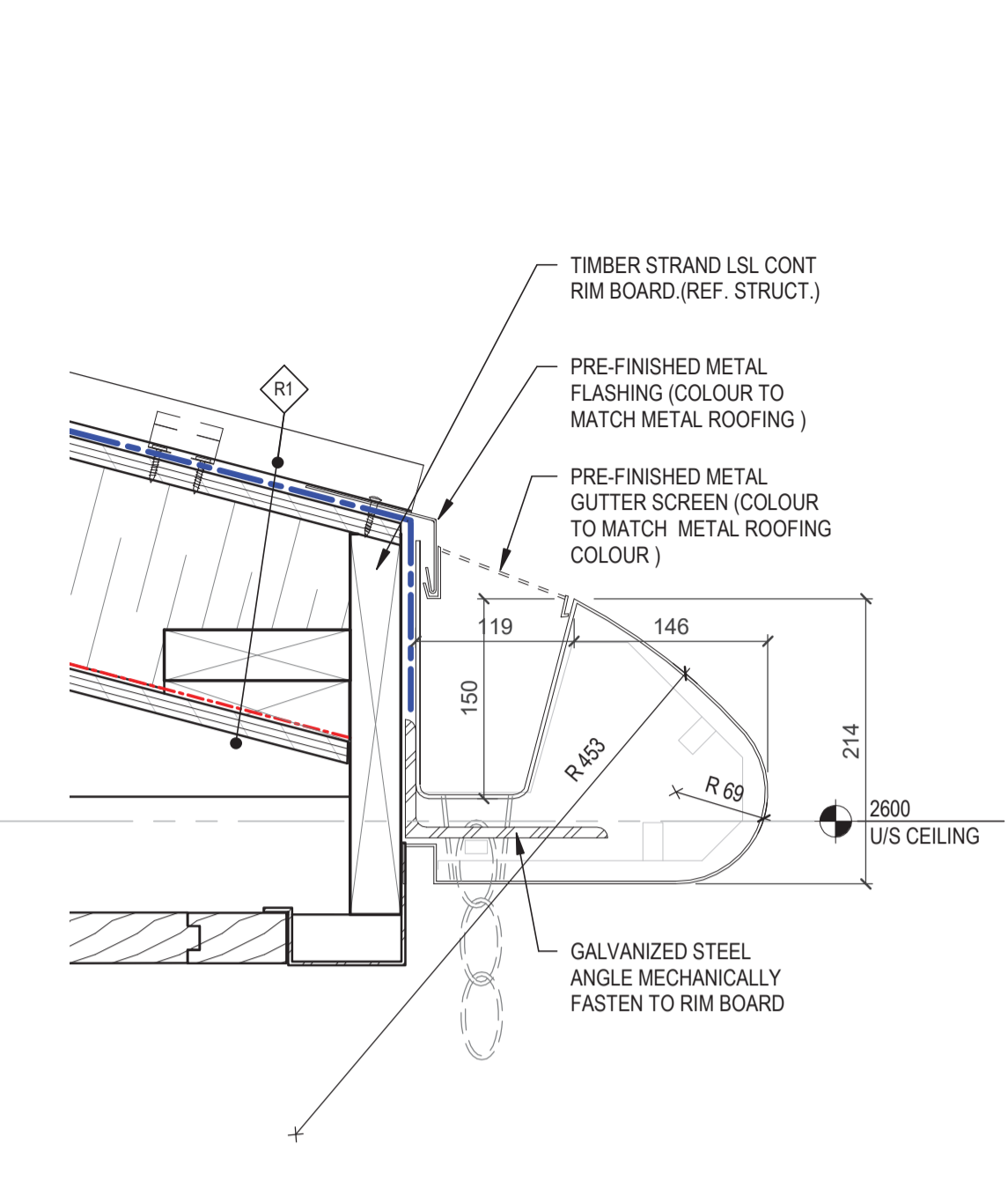
1 SECTION DTL - WALL HEADER AT F.R.R. PARTITION
A4.10 1:5



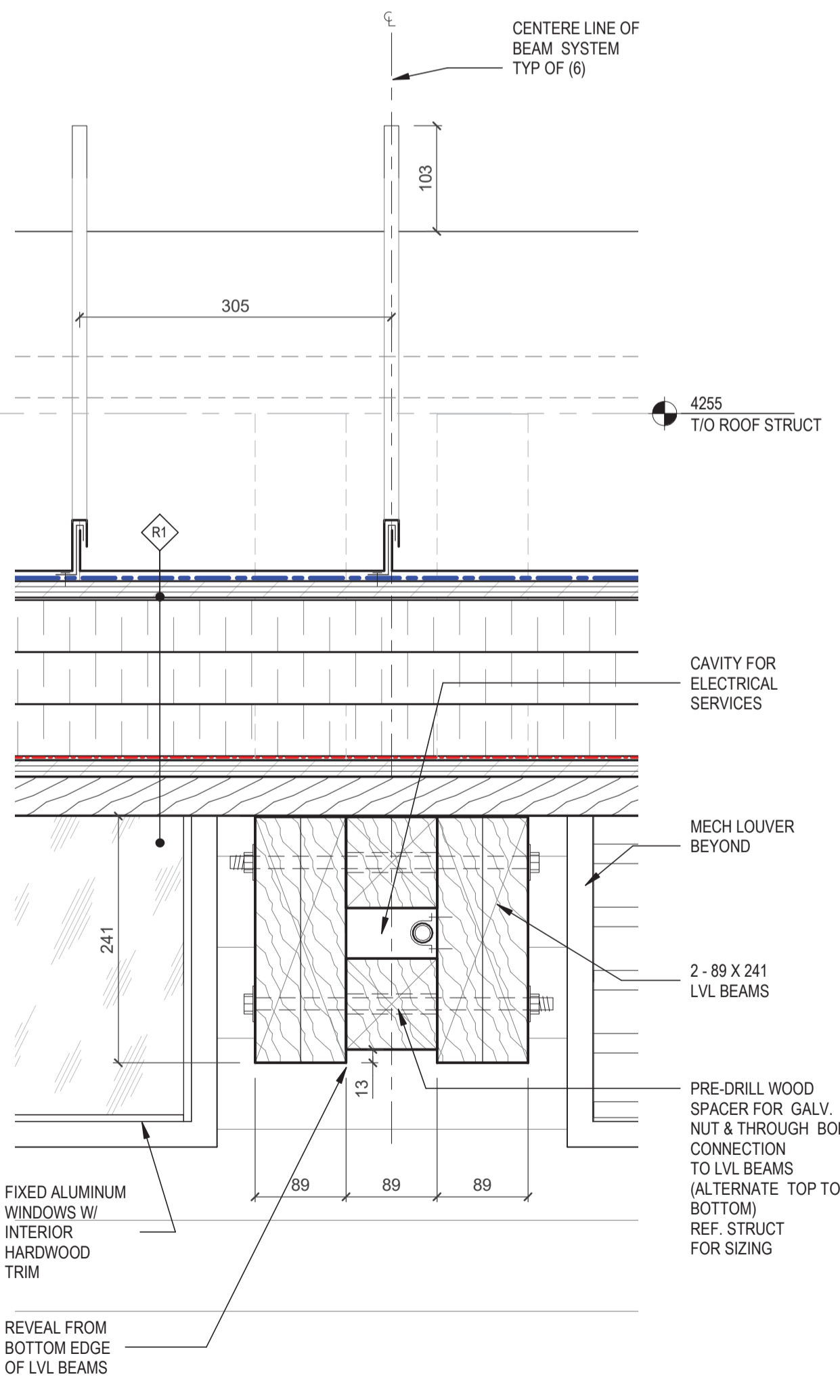
2 SECTION DTL - W. ROOF RIDGE TRANS. / SIM AT EAST
A4.10 1:5



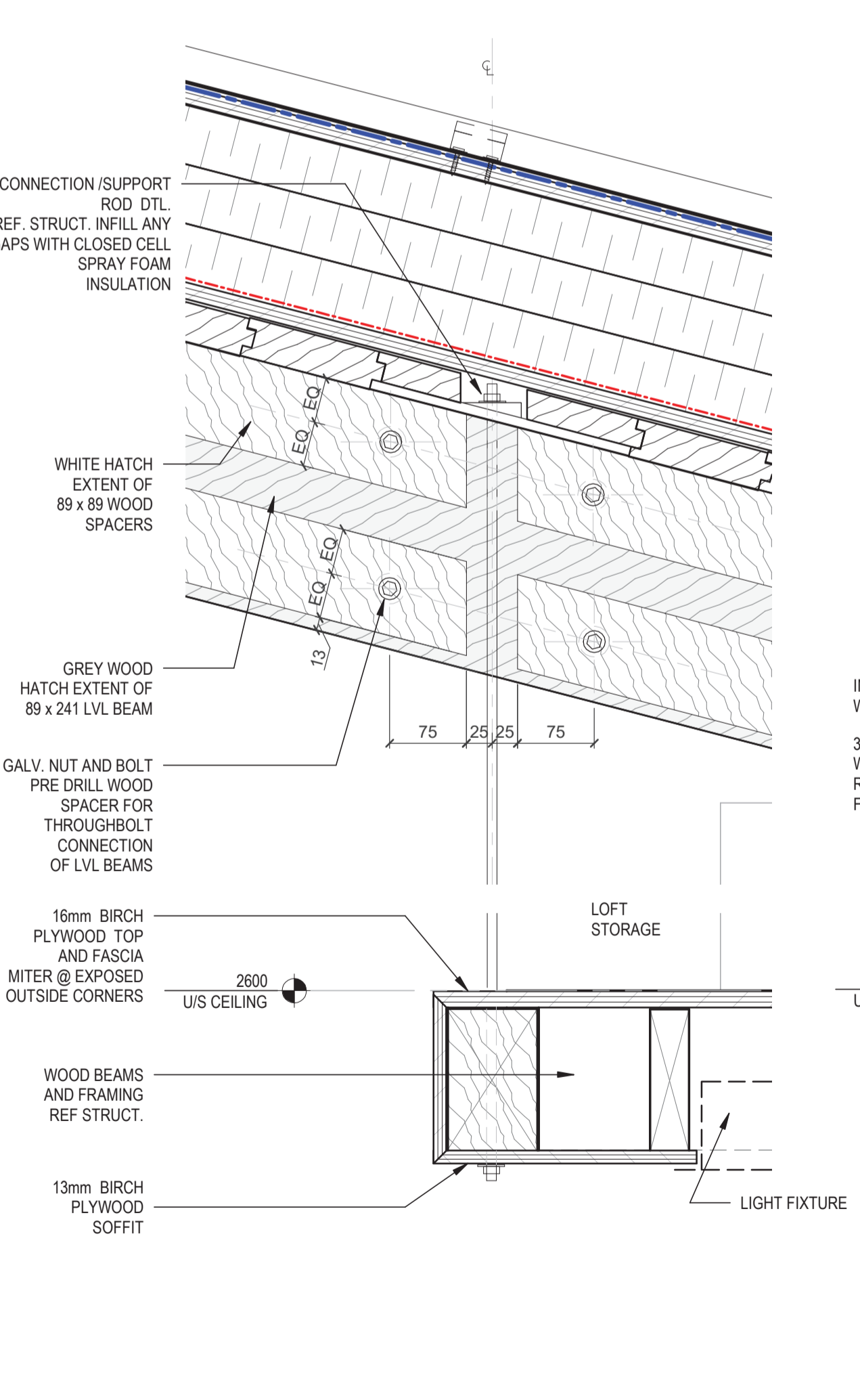
8 SECTION DETAIL - SOUTH SOFFIT
A6.11 1:5



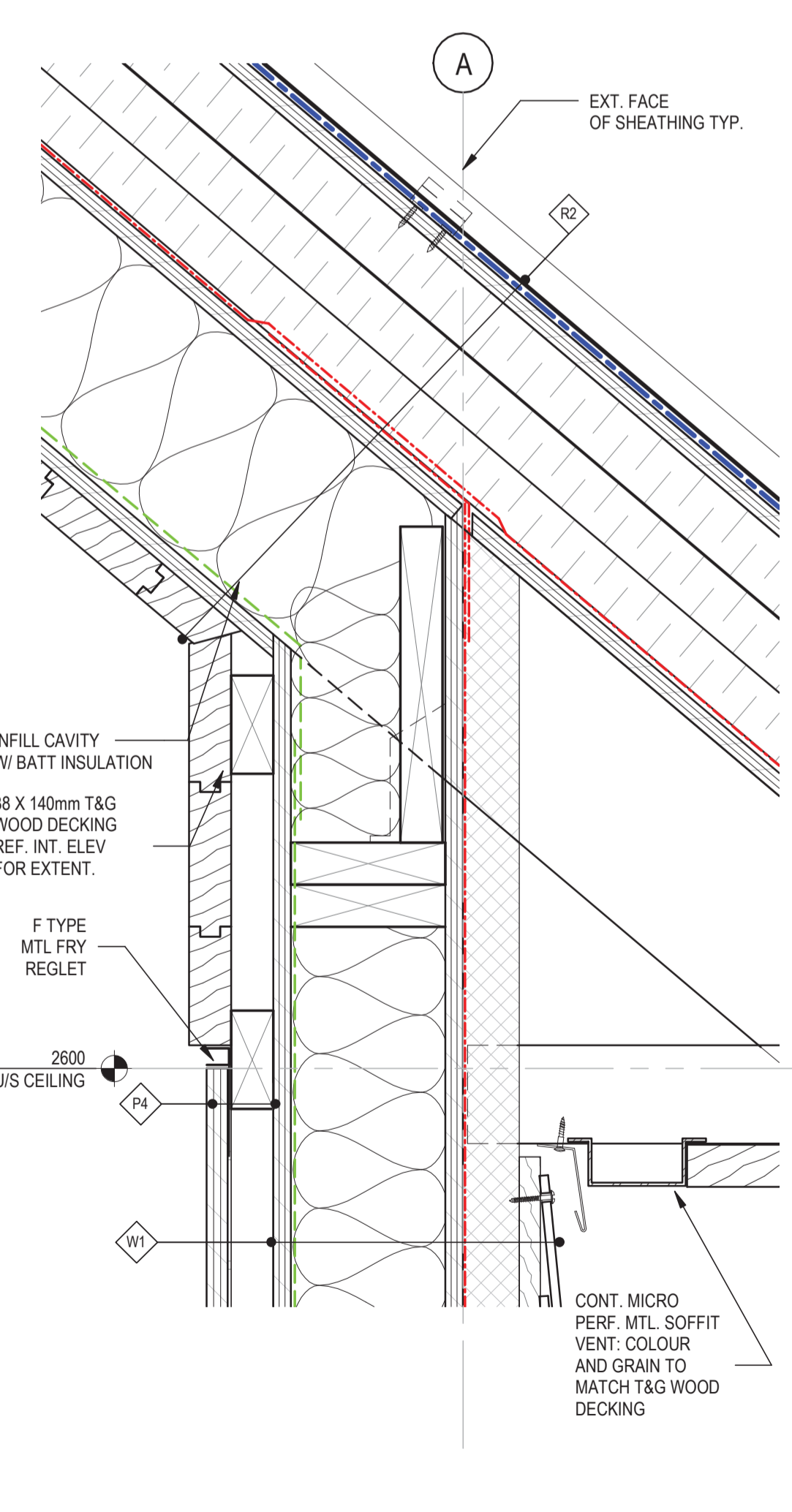
7 SECTION DETAIL - GUTTER @ SOUTH
A6.11 1:5



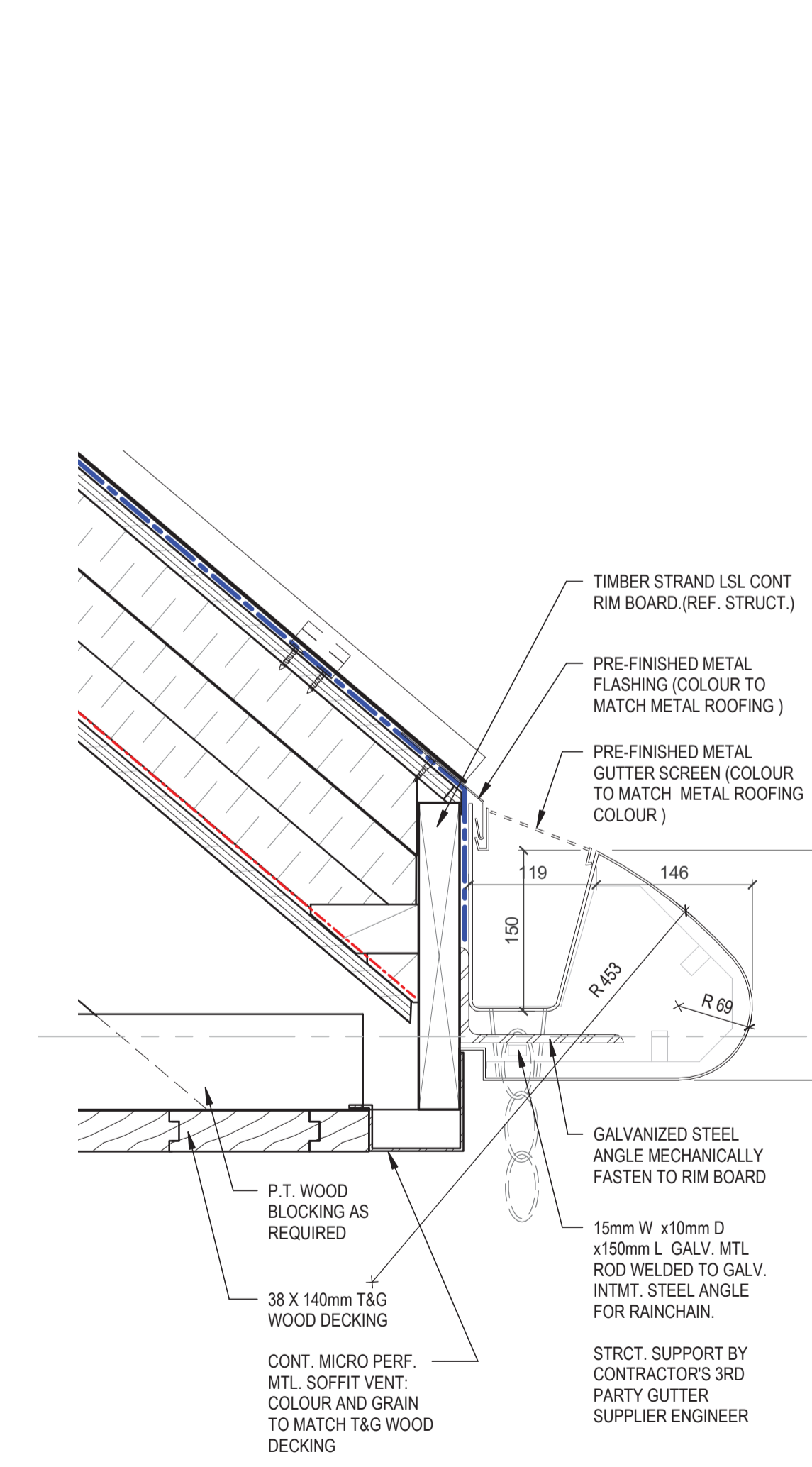
5 TYP. SECTION - LVL BEAMS
A4.10 1:5



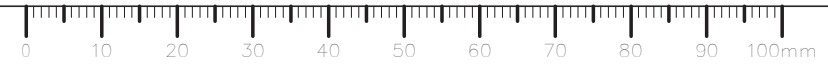
6 SECTION DTL - LOFT STORAGE / SIM AT MECH STORAGE
A6.20 1:5



3 SECTION DTL - WEST WALL TO ROOF TRANS.
A4.10 1:5



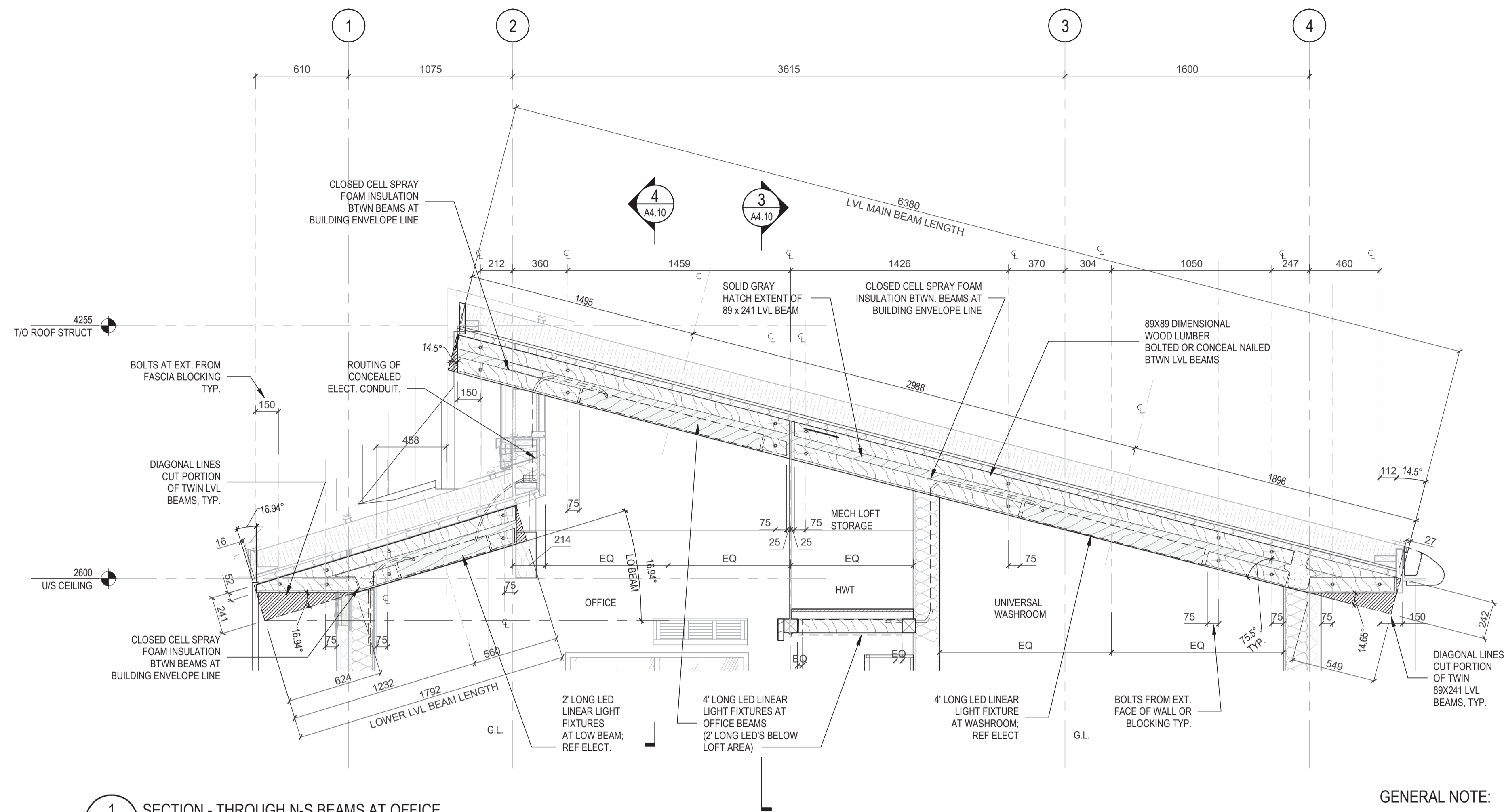
4 SECTION DETAIL - GUTTER @ WEST / SIM AT EAST
A4.10 1:5



Consultant

RATIO

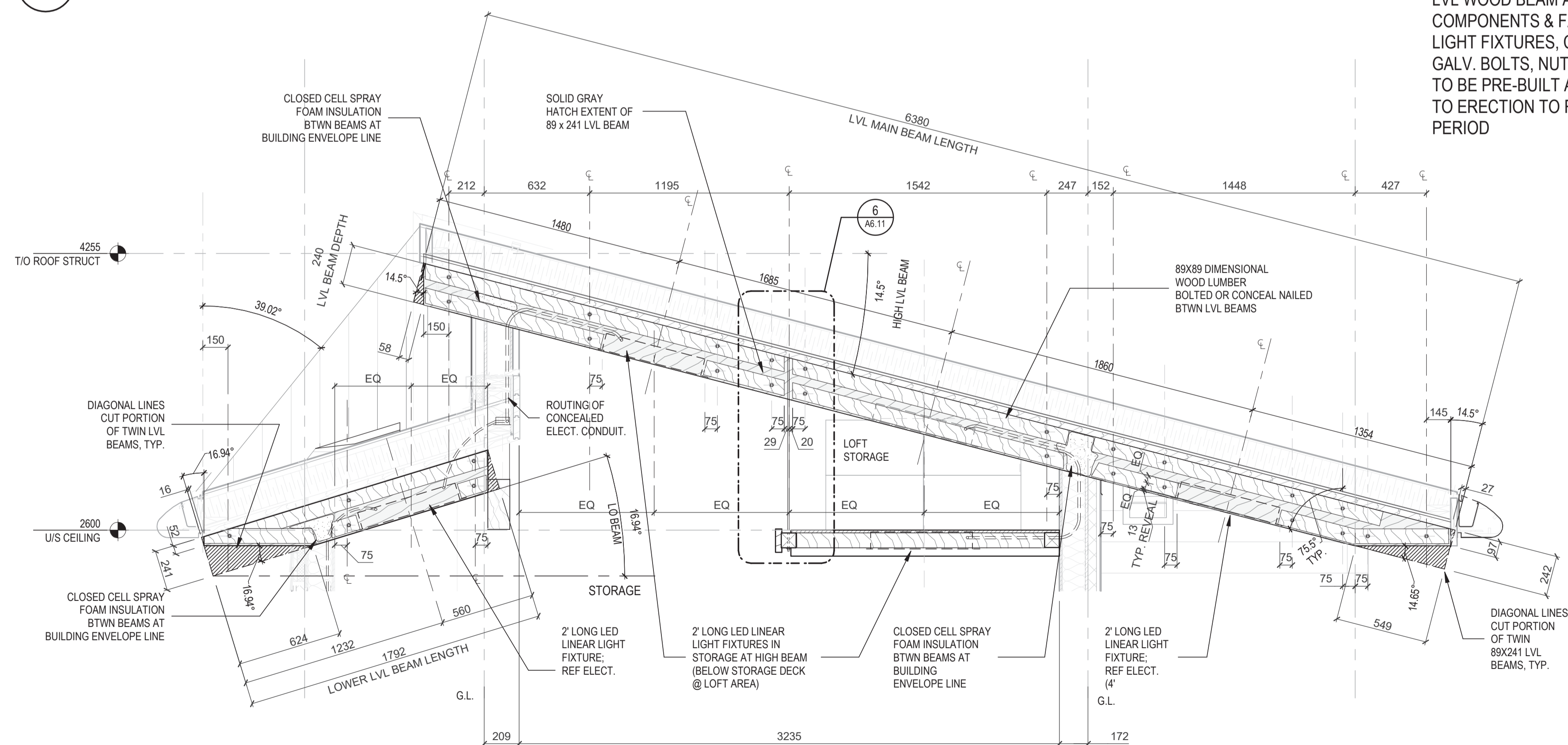
Seal



1 SECTION - THROUGH N-S BEAMS AT OFFICE
A2.10 1:20

GENERAL NOTE:

LVL WOOD BEAM AND OTHER PANELIZED WOOD COMPONENTS & FASTENERS INCLUDING LINEAR LED LIGHT FIXTURES, CONCEALED CONDUIT, THREADED GALV. BOLTS, NUTS AND WASHERS TO BE PRE-BUILT AND PRE-FASTENED OFF SITE, PRIOR TO ERECTION TO REDUCE ON SITE CONSTRUCTION PERIOD



2 SECTION - THROUGH N-S BEAMS @ STORAGE
A2.20 1:20

Revision/Revision	Description/Description	Date/Date
1	Issued for Tender	2018.12.06

Client/client

Veterans Affairs Canada

PO Box 7700
Charlottetown, PE C1A8M9

Project title/Titre du projet

1190 Colville Rd, Esquimalt, BC V9A 4P7

Veterans Cemetery, God's Acre New Maintenance Building and Road Paving

Consultant Signature Box Only

Designed by/Concept par

Designer

Drawn by/Dessine par

Author

PWGSC Project Manager/Administrateur de Projets TPSGC

MASOOD DEZFOOLI

PWGSC, Regional Manager, Architectural and Engineering Services/Gestionnaire régional, services d'architectural et de génie, TPSGC

PREETIPAL PAUL

Drawing title/Titre du dessin

ROOF BEAM SECTIONS

Project No./No. du projet	Sheet/Feuille	Revision no./La Révision no.
R.098470.001	A6.20	1
RATIO: 4068	OF ##	

Consultant

RATIO

Seal



Revision/Revision	Description/Description	Date/Date
1	Issued for Tender	2018.12.06

Client/client

Veterans Affairs Canada

PO Box 7700
Charlottetown, PE C1A8M9

Project title/Titre du projet

1190 Colville Rd, Esquimalt, BC V9A 4P7

Veterans Cemetery, God's Acre New Maintenance Building and Road Paving

Consultant Signature Box Only

Designed by/Concept par

Designer

Drawn by/Dessine par

Author

PWGSC Project Manager/Administrateur de Projets TPSCG

MASOOD DEZFOOLI

PWGSC, Regional Manager, Architectural and Engineering Services/Gestionnaire régional, services d'architecture et de génie, TPSCG

PREETIPAL PAUL

Drawing title/Titre du dessin

WINDOW SHUTTER & BENCH DETAIL

Project No./No. du projet

R.098470.001

RATIO: 4068

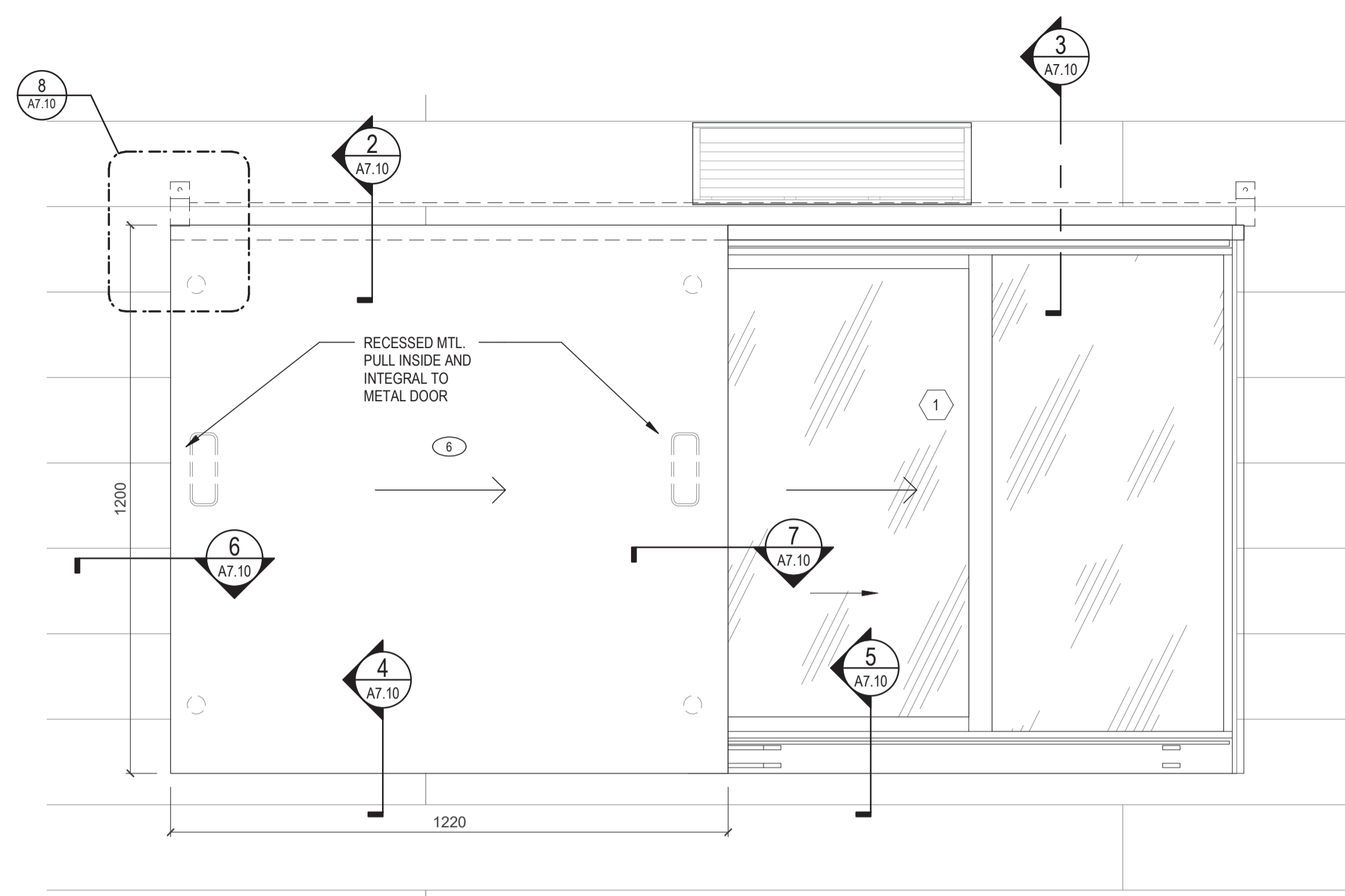
Sheet/Feuille

A7.10

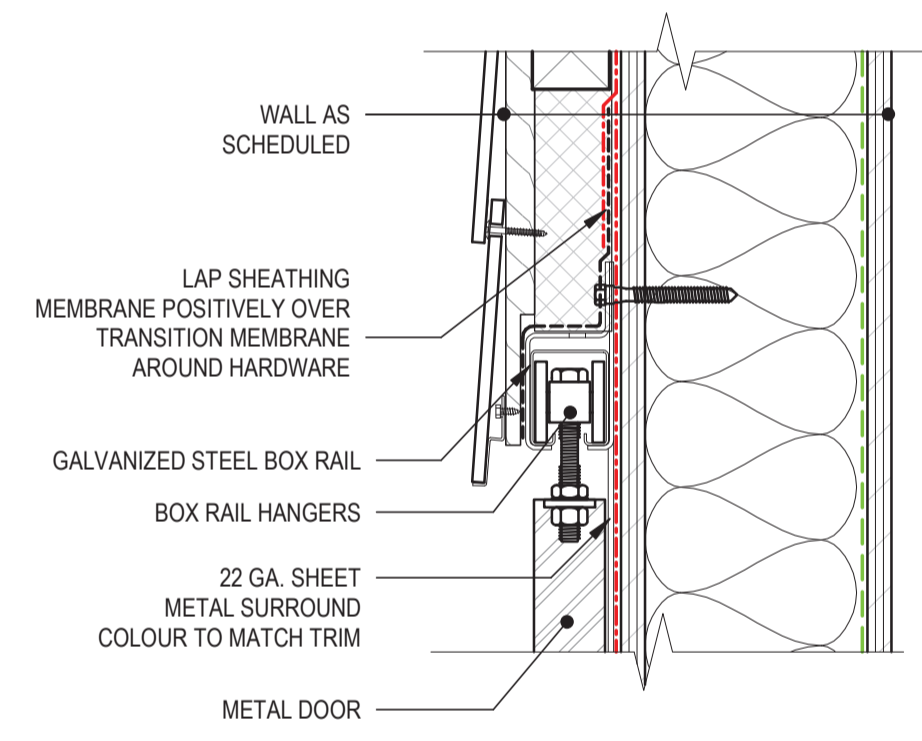
OF ##

Revision no./La Révision no.

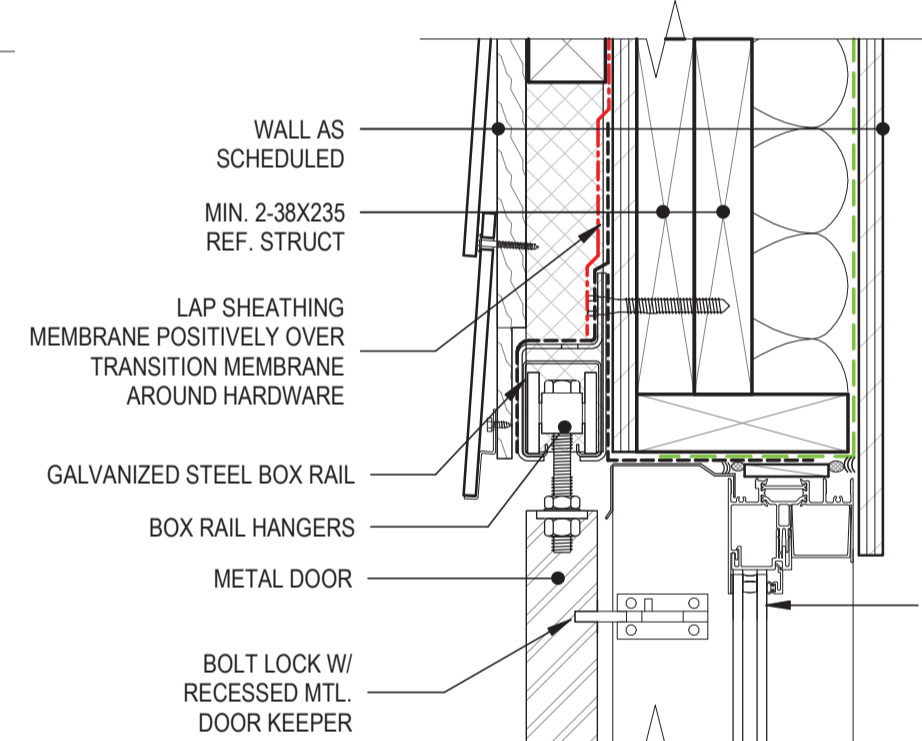
1



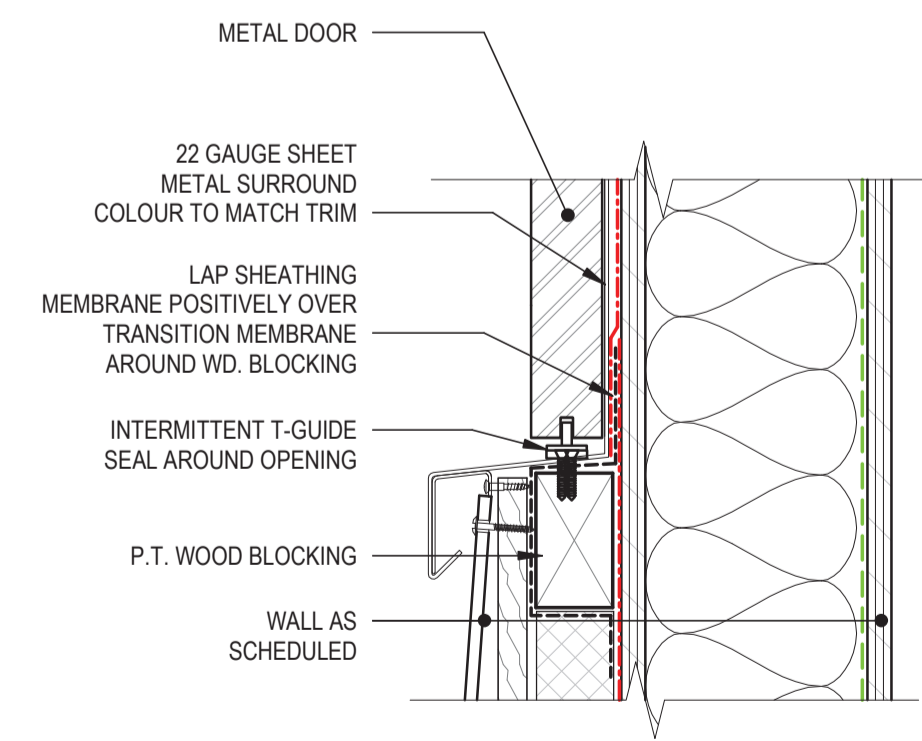
1 SHUTTER DETAIL ELEVATION
1:10



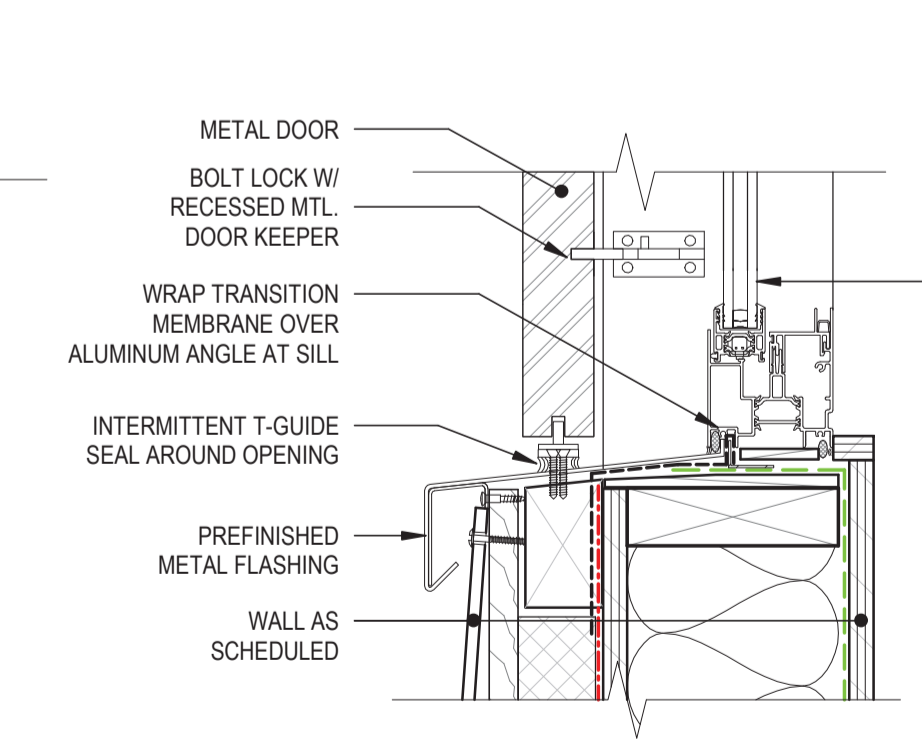
2 SLIDING SHUTTER HEAD - WALL
A7.10 1:5



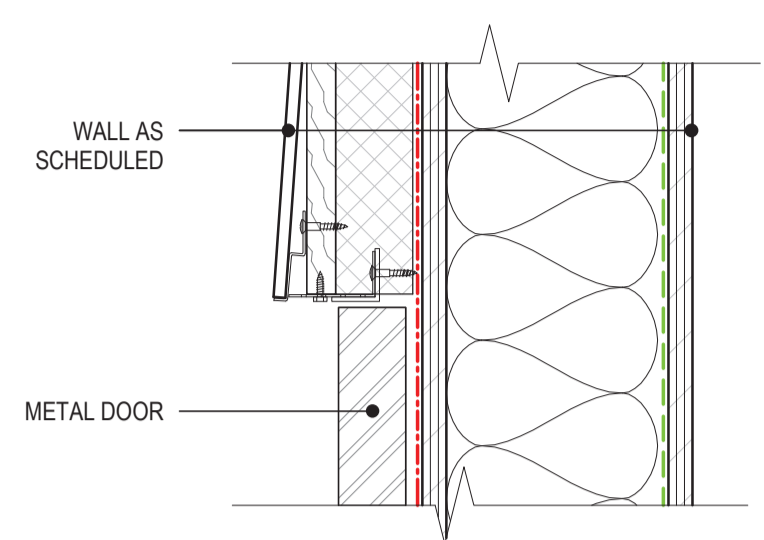
3 SLIDING SHUTTER HEAD - WINDOW
A7.10 1:5



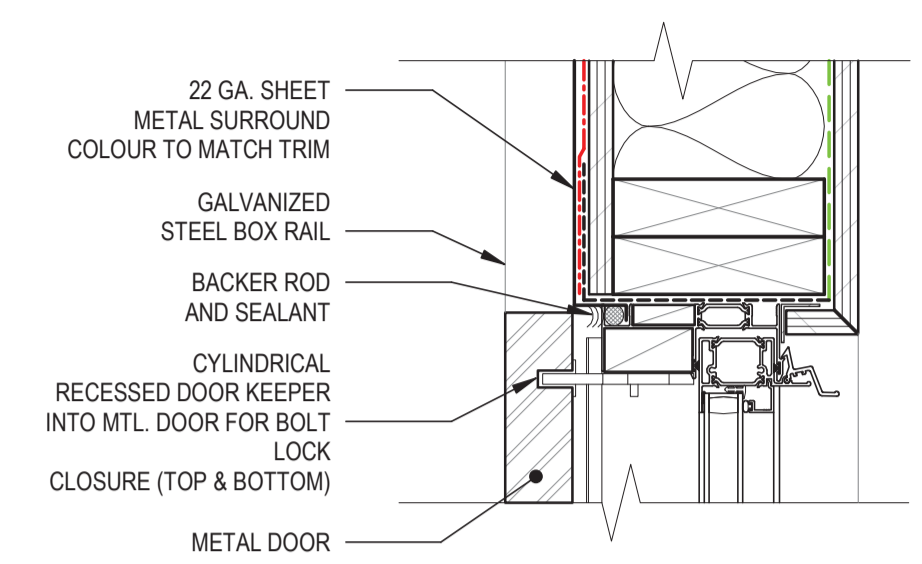
4 SLIDING SHUTTER SILL - WALL
A7.10 1:5



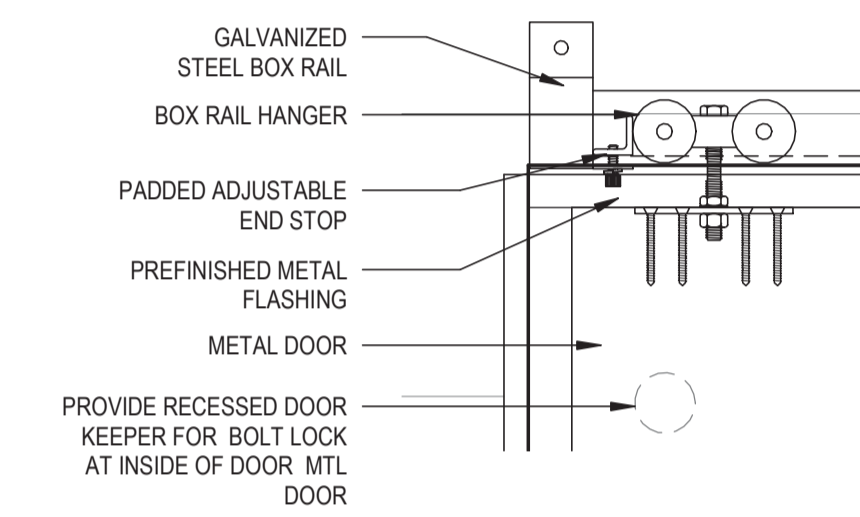
5 SLIDING SHUTTER SILL - WINDOW
A7.10 1:5



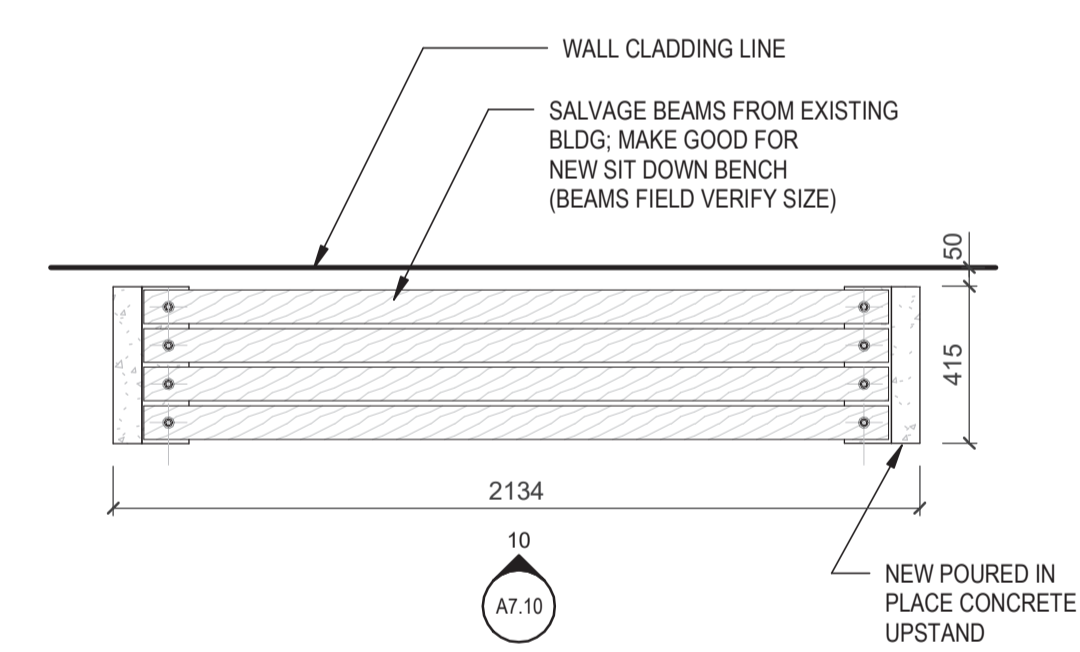
6 SLIDING SHUTTER JAMB - WALL
A7.10 1:5



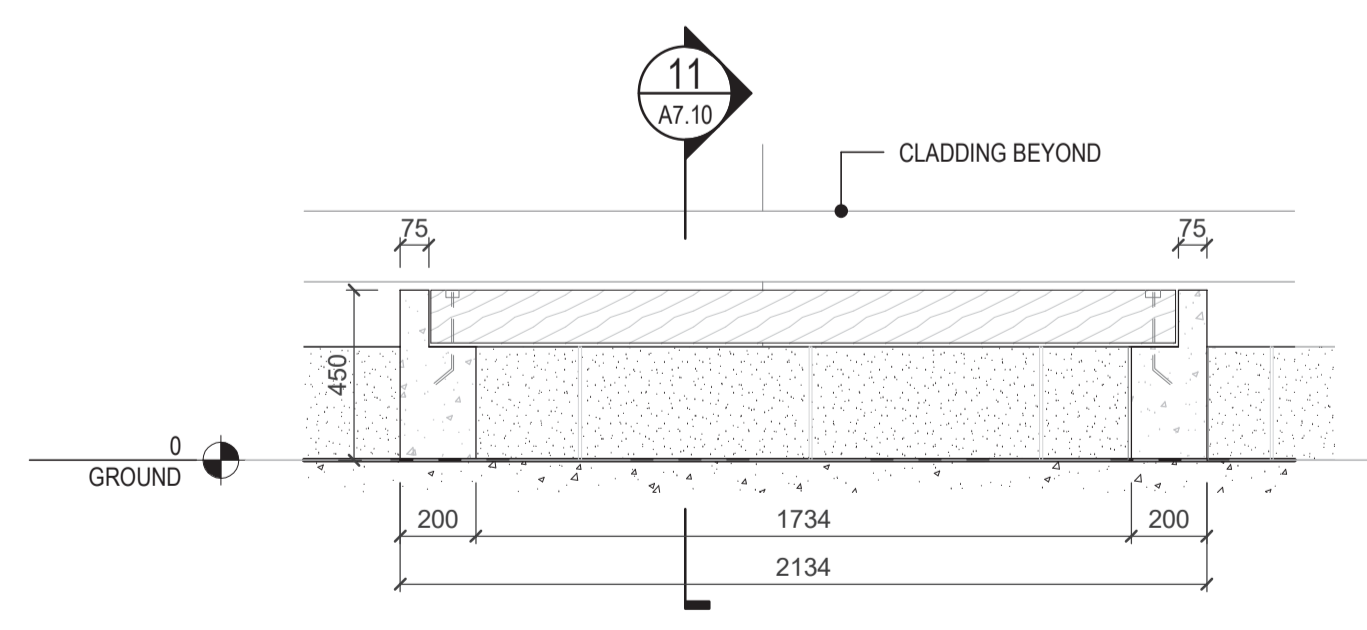
7 SLIDING SHUTTER JAMB - WINDOW
A7.10 1:5



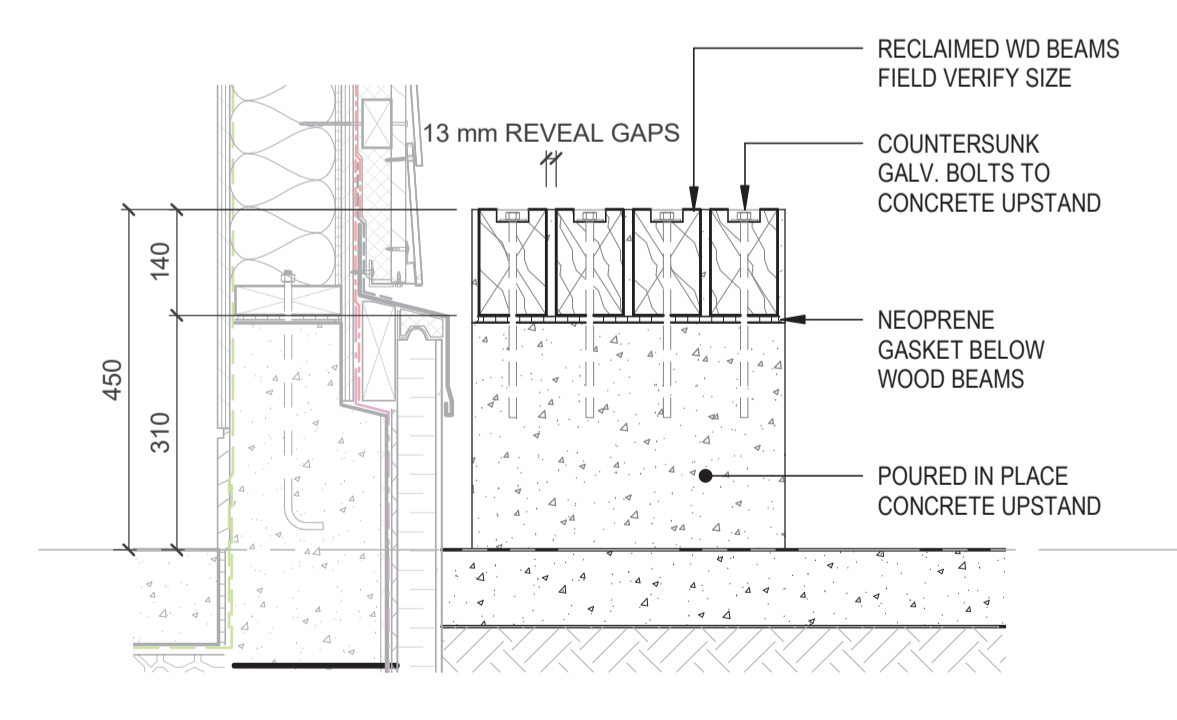
8 SLIDING SHUTTER/ DOOR HARDWARE
A7.10 1:5



9 PLAN - BENCH
A2.20 1:20



10 ELEVATION - BENCH
A7.10 1:20

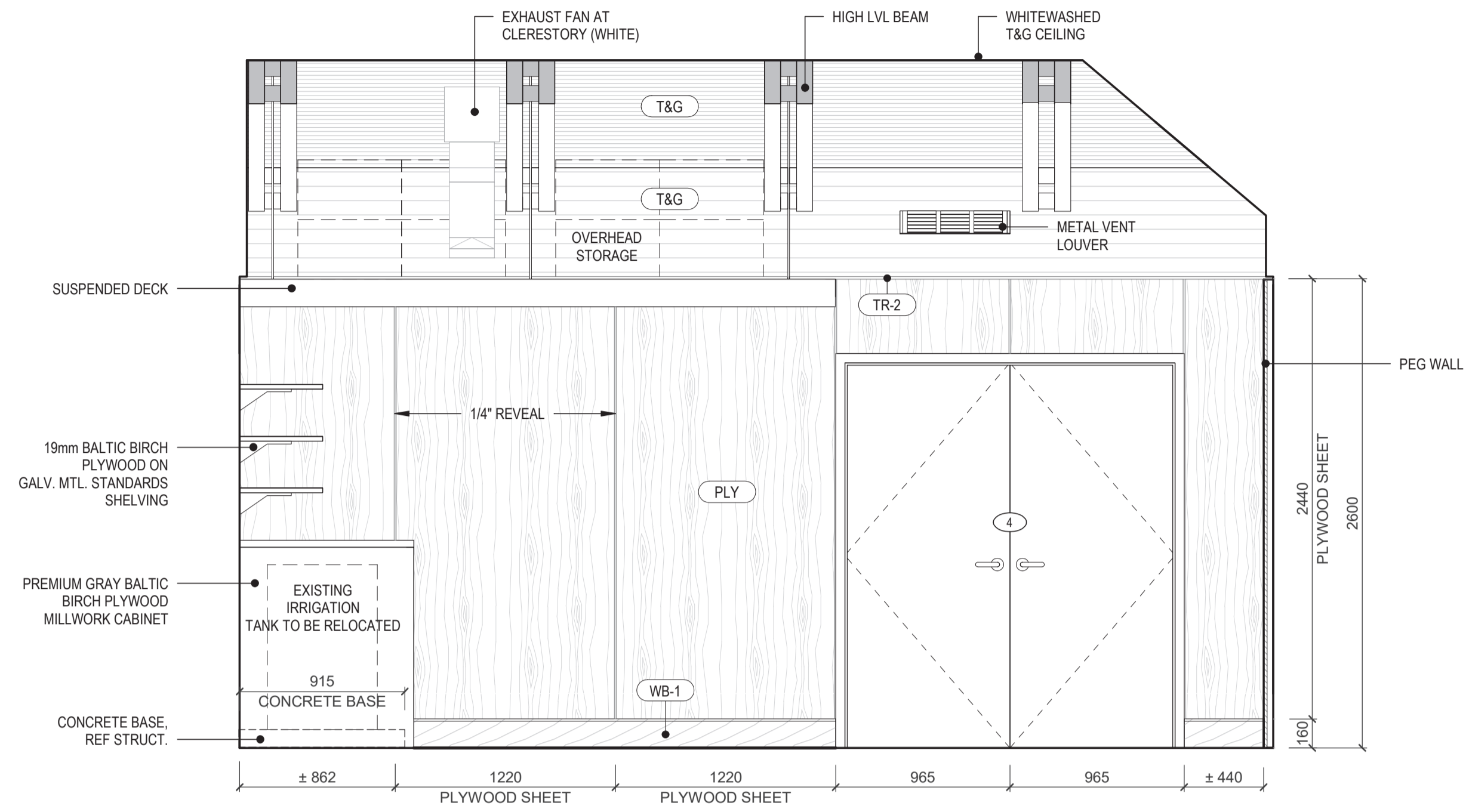


11 SECTION - BENCH
A7.10 1:10

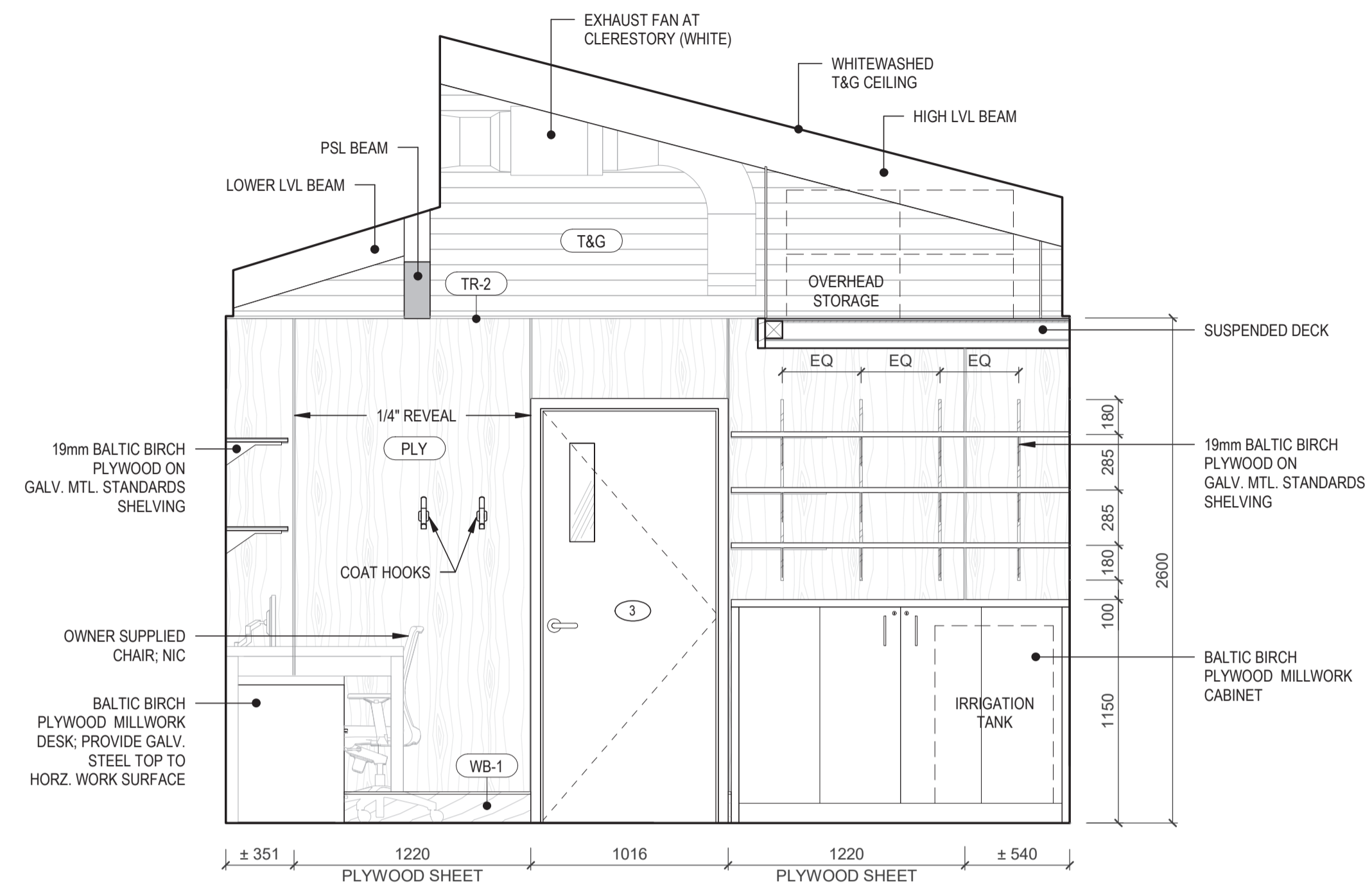
Consultant

RATIO

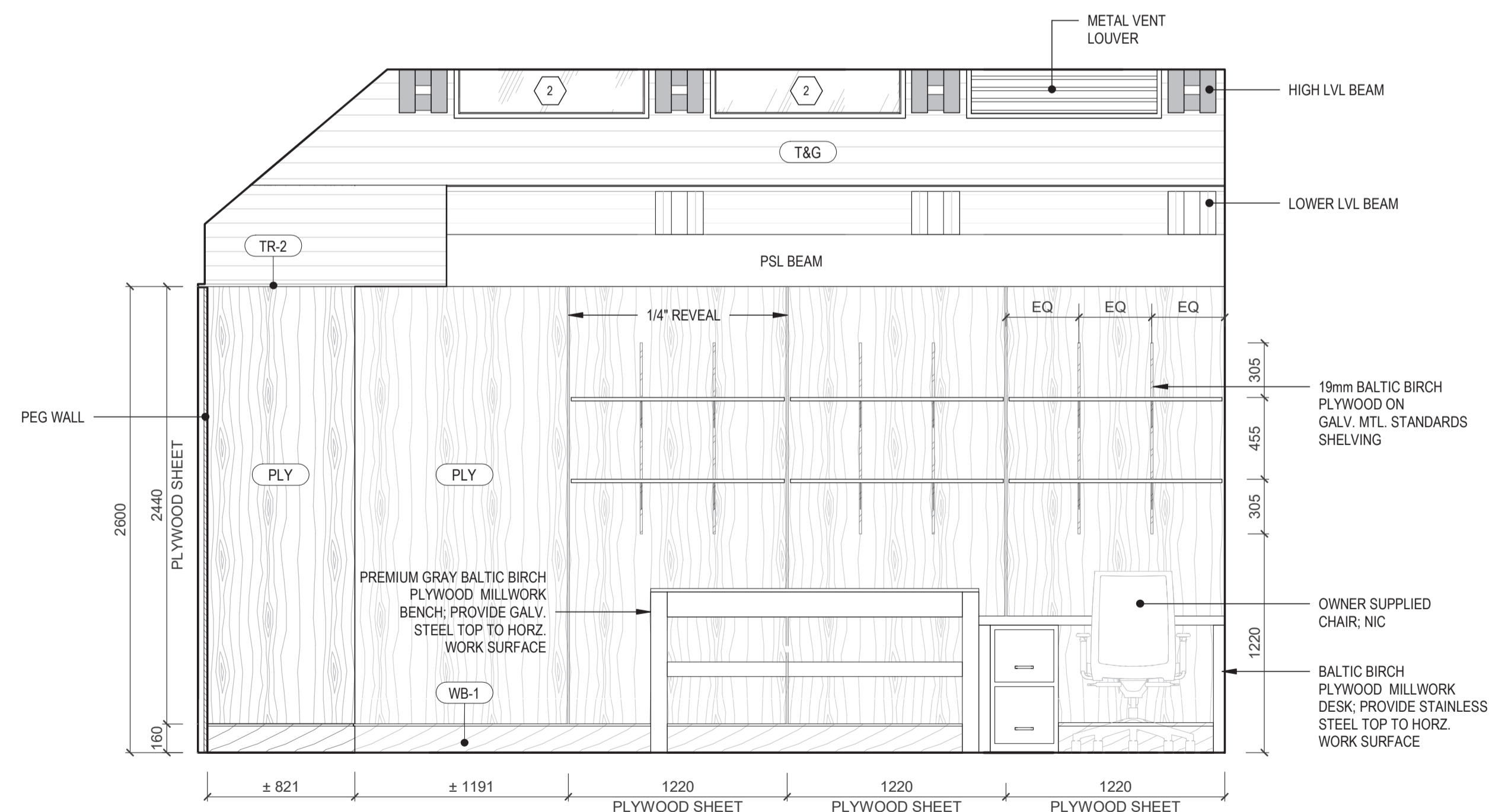
Seal



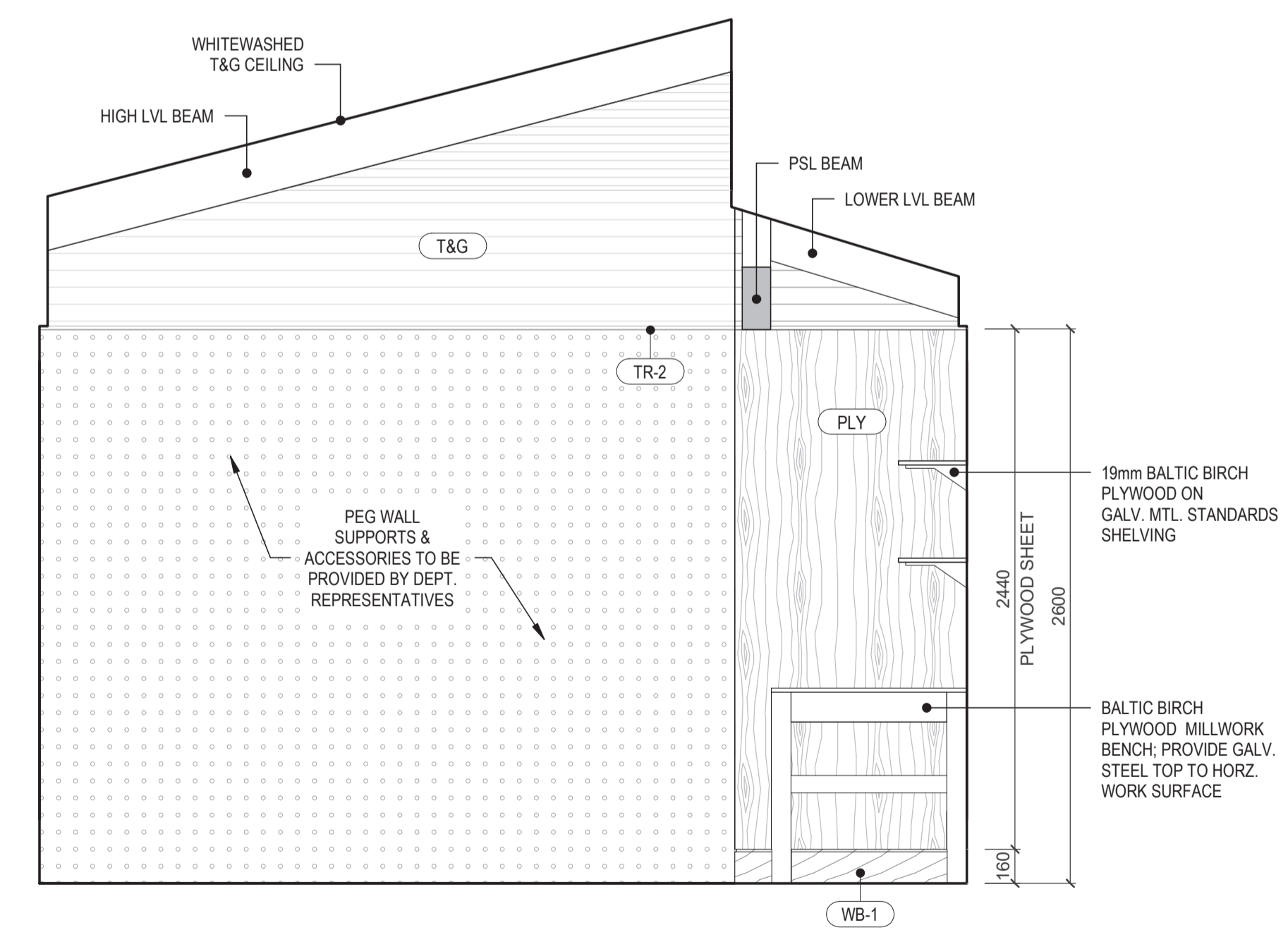
1 STORAGE - SOUTH
A2.10 1:25



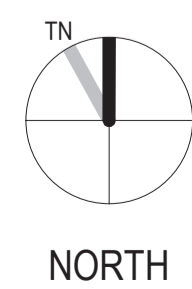
2 STORAGE - EAST
A2.10 1:25



3 STORAGE - NORTH
A2.10 1:25



4 STORAGE - WEST
A2.10 1:25



Revision/Revision	Description/Description	Date/Date
1	Issued for Tender	2018.12.06

Veterans Affairs Canada
PO Box 7700
Charlottetown, PE C1A8M9

Project title/Titre du projet
1190 Colville Rd, Esquimalt, BC V9A 4P7

Veterans Cemetery, God's Acre New Maintenance Building and Road Paving

Consultant Signature Box Only
Designed by/Concept par
Designer
Author
Author
MASOOD DEZFOOLI
PREETIPAL PAUL

INTERIOR ELEVATIONS

Project No./No. du projet	Sheet/Feuille	Revision no./La Révision no.
R.098470.001 RATIO: 4068	A8.10 OF ##	1

Consultant

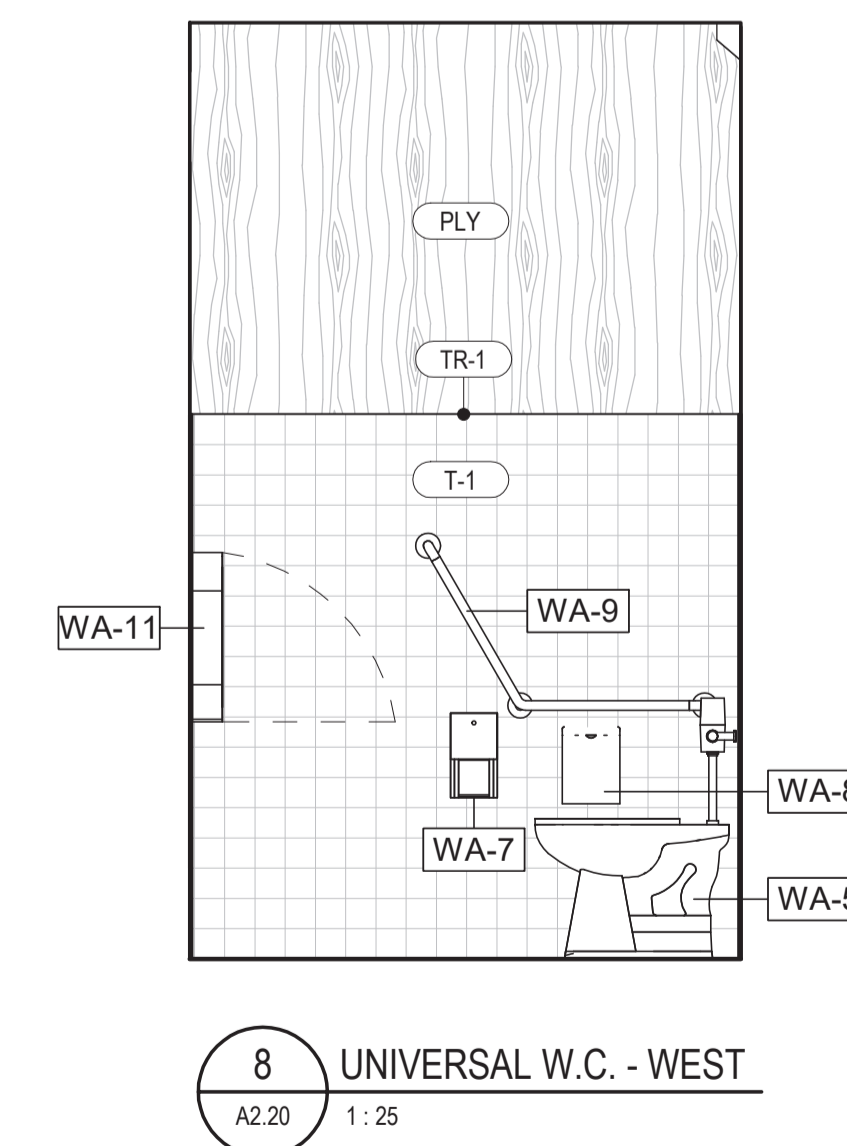
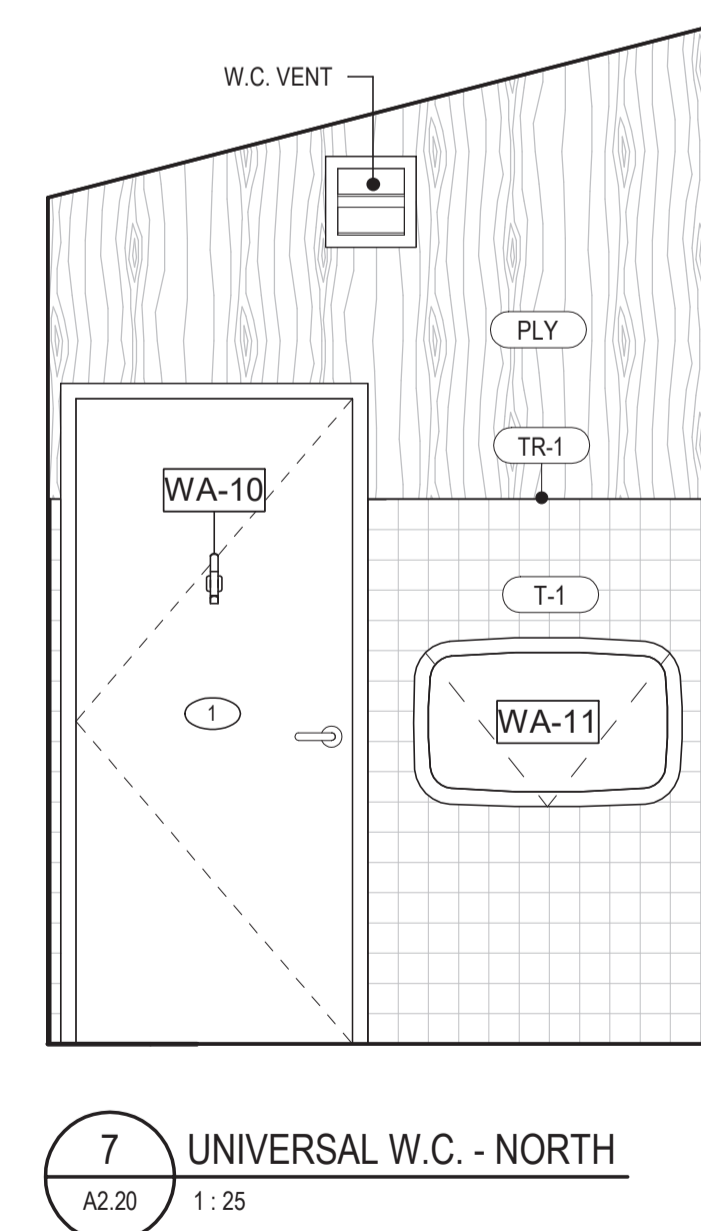
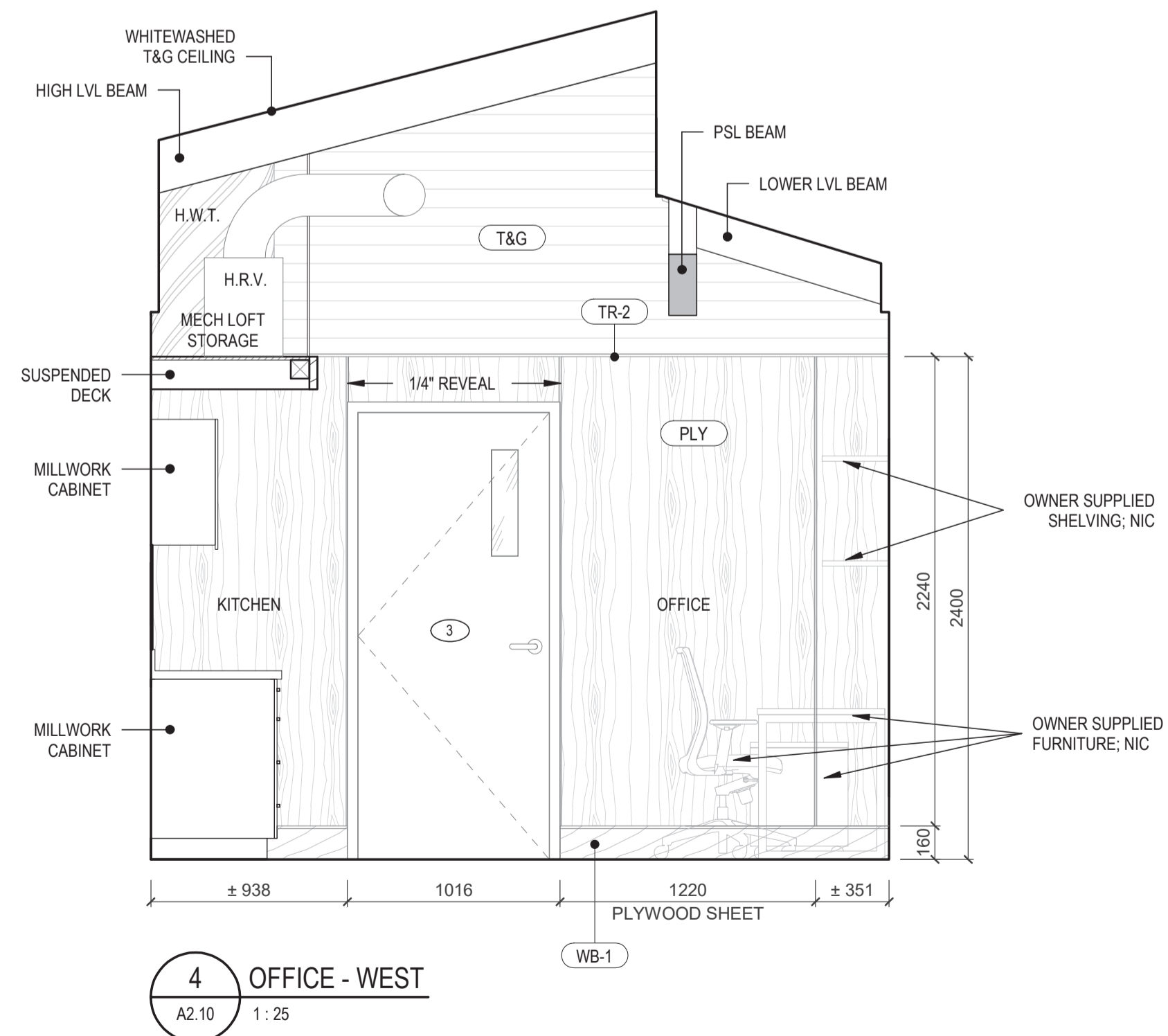
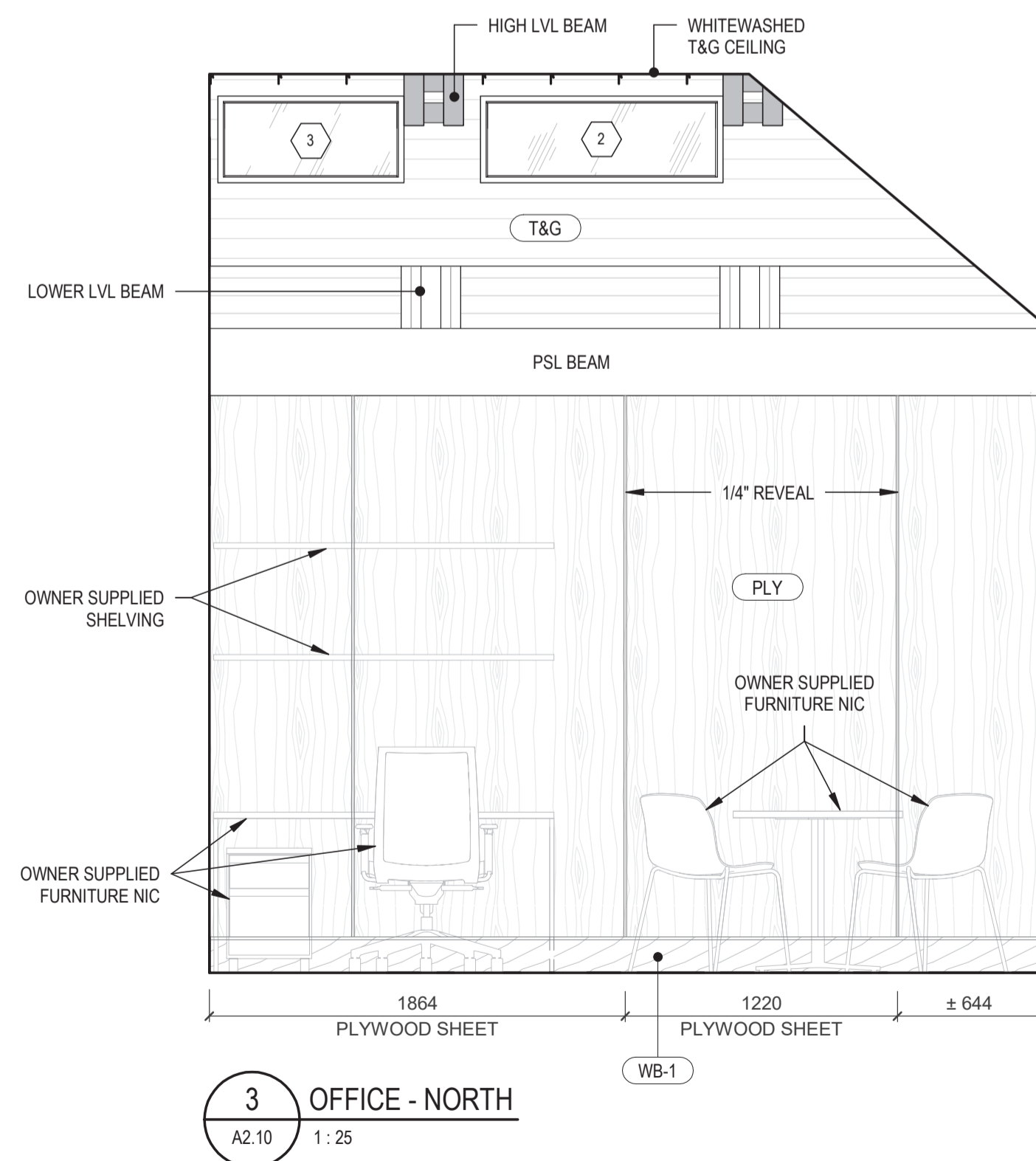
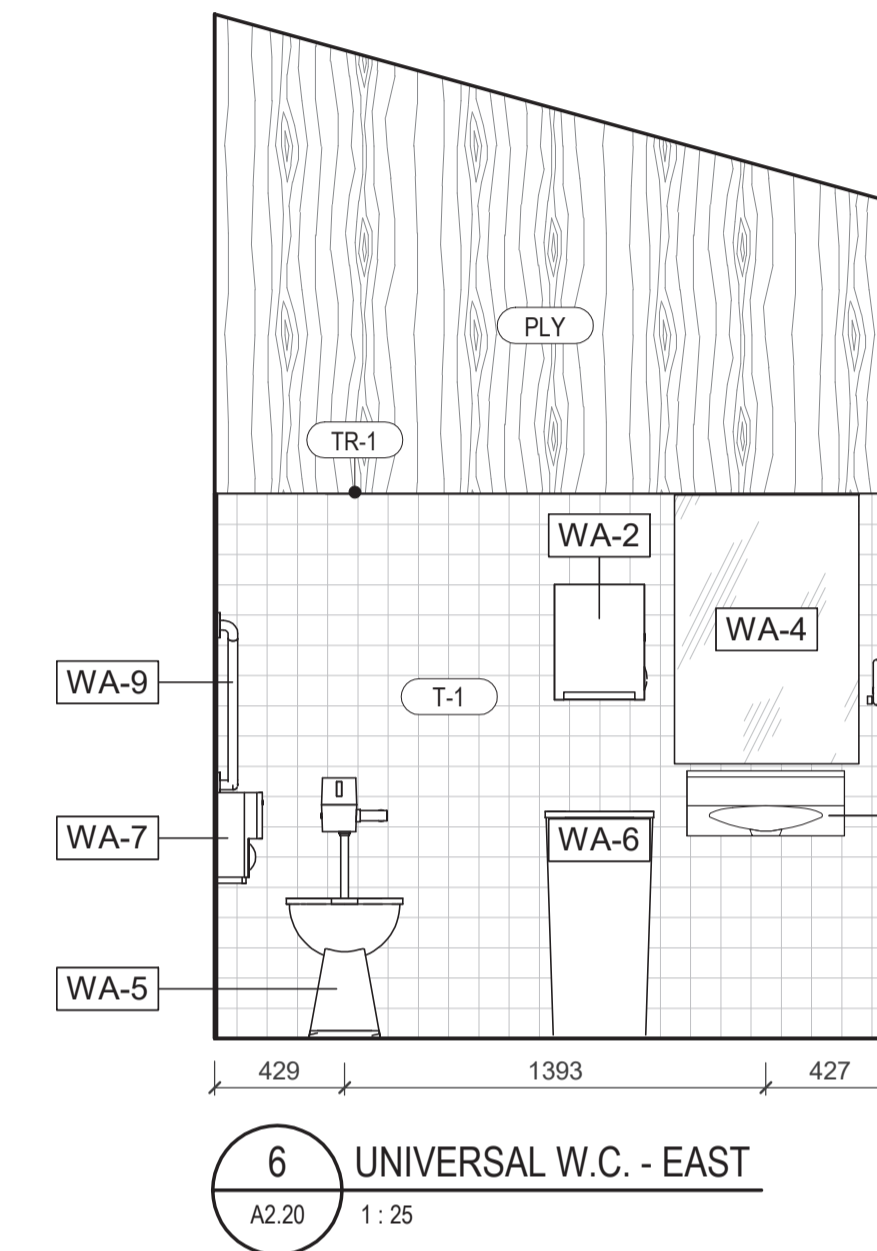
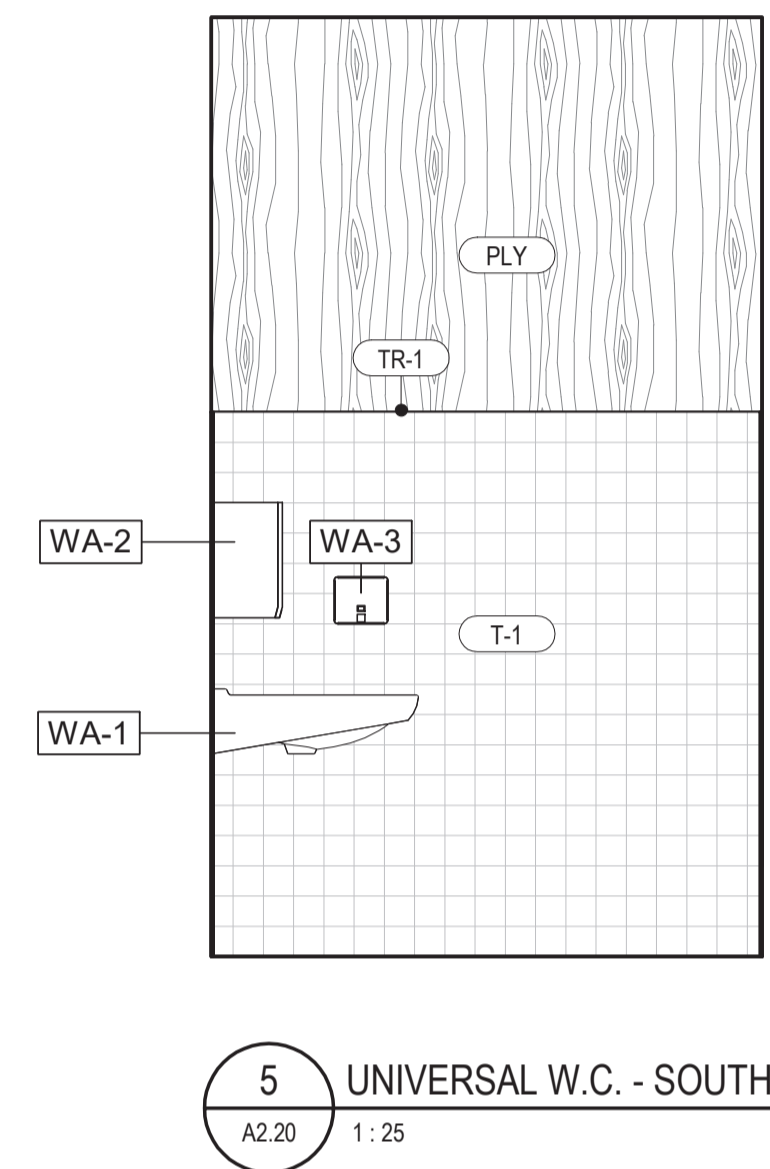
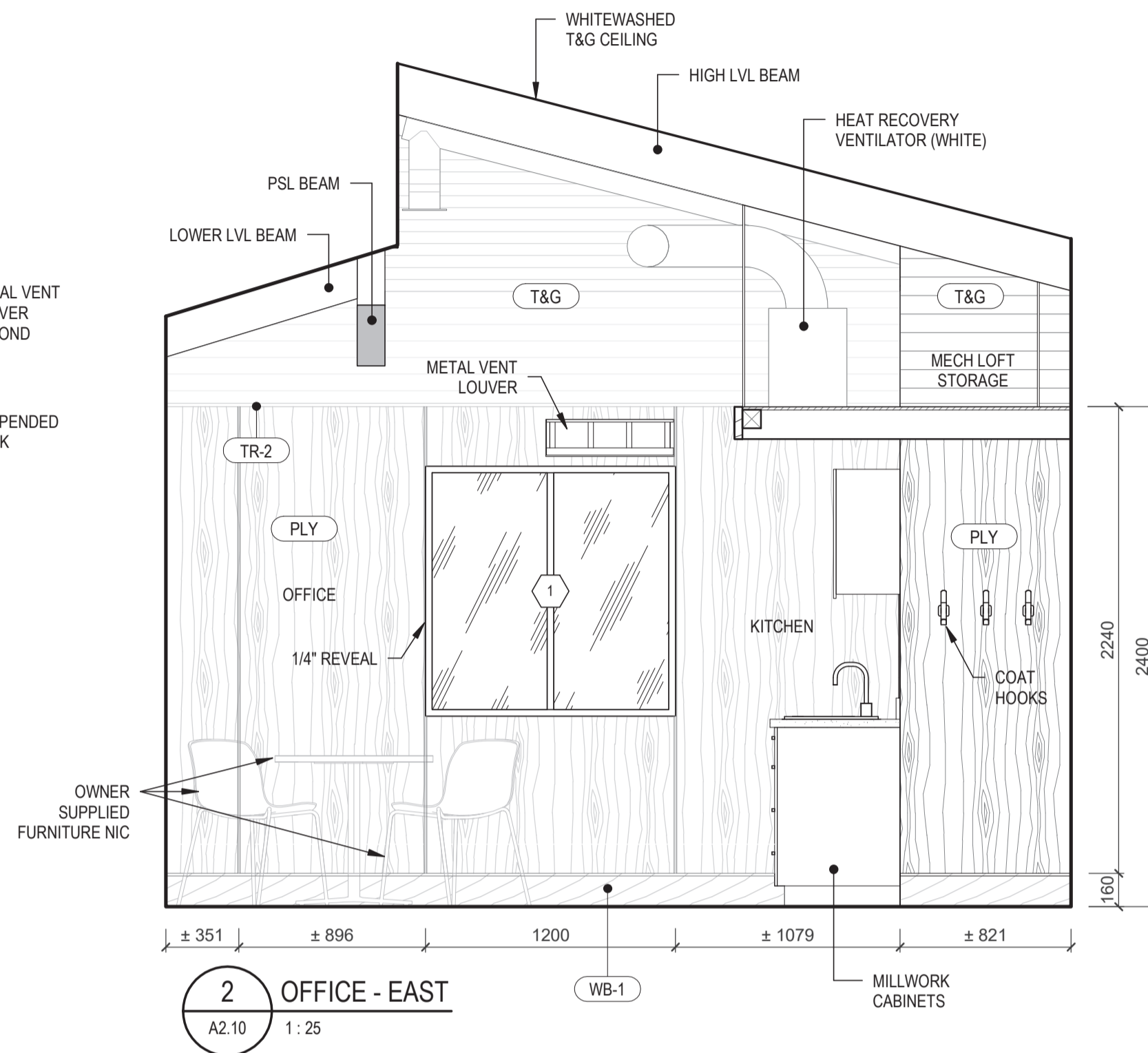
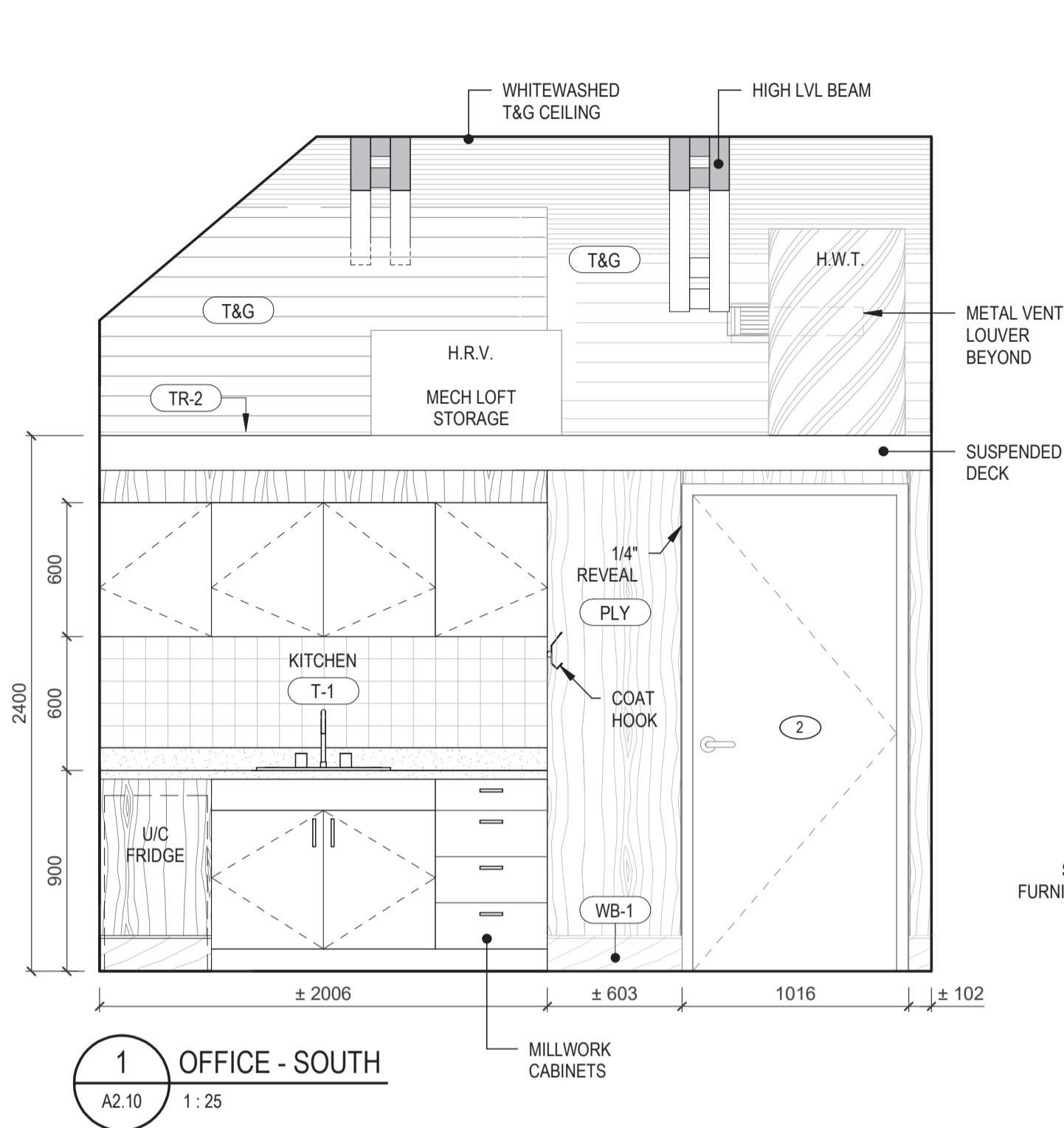
RATIO

Seal



WASHROOM ACCESSORIES SCHEDULE

WA-1	LAVATORY; WALL MTD
WA-2	PAPER TOWEL DISPENSER
WA-3	SOAP DISPENSER
WA-4	MIRROR W/ STAINLESS STEEL FRAME
WA-5	WATER CLOSET
WA-6	WASTE RECEPTACLE; FLOOR STANDING
WA-7	TOILET TISSUE DISPENSER
WA-8	SANITARY NAPKIN DISPOSAL
WA-9	GRAB BAR
WA-10	STAINLESS STEEL HOOK
WA-11	BABY CHANGING STATION



1	Issued for Tender	2018.12.06
Revision/	Description/Description	Date/Date
Revision		

Client/client

Veterans Affairs Canada

PO Box 7700
 Charlottetown, PE C1A8M9

Project title/Titre du projet

1190 Colville Rd, Esquimalt, BC V9A 4P7

Veterans Cemetery, God's Acre New Maintenance Building and Road Paving

Consultant Signature Box Only

Designed by/Concept par

Designer

Drawn by/Dessine par

Author

PWGSC Project Manager/Administrateur de Projets TPSGC

MASOOD DEZFOOLI

PWGSC, Regional Manager, Architectural and Engineering Services/
 Gestionnaire régional, services d'architecture et de génie, TPSGC

PREETIPAL PAUL

Drawing title/Titre du dessin

INTERIOR ELEVATIONS

Project No./No. du projet	Sheet/ Feuille	Revision no./ La Révision no.
R.098470.001	A8.11	1
RATIO: 4068	OF ##	

Consultant

RATIO

Seal



Revision/Revision	Description/Description	Date/Date
1	Issued for Tender	2018.12.06

Veterans Affairs Canada
PO Box 7700
Charlottetown, PE C1A8M9

Project title/Titre du projet
1190 Colville Rd, Esquimalt, BC V9A 4P7

Veterans Cemetery, God's Acre New Maintenance Building and Road Paving

Consultant Signature Box Only

Designed by/Concept par
Designer

Drawn by/Dessine par
Author

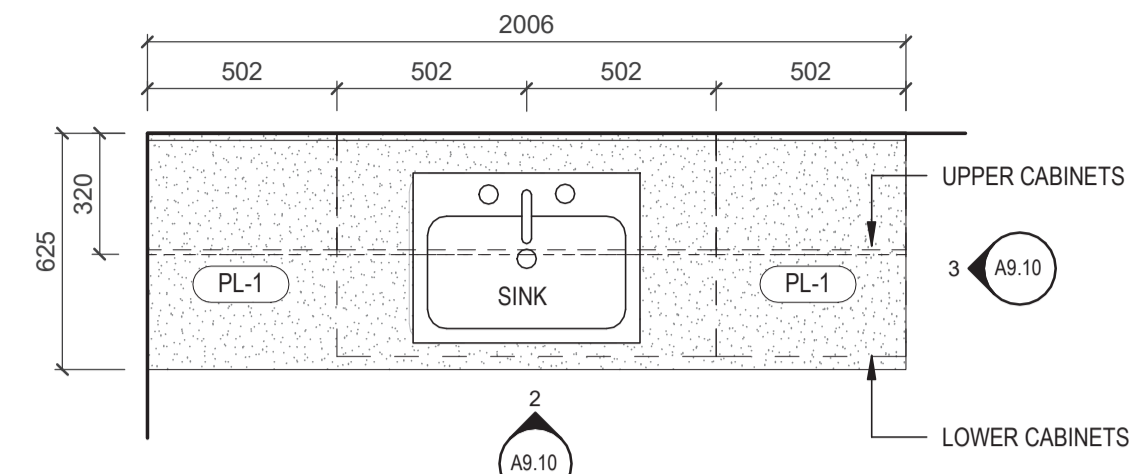
PWGSC Project Manager/Administrateur de Projets TPSCG
MASOOD DEZFOOLI

PWGSC, Regional Manager, Architectural and Engineering Services/
Gestionnaire régional, services d'architectural et de génie, TPSCG
PREETIPAL PAUL

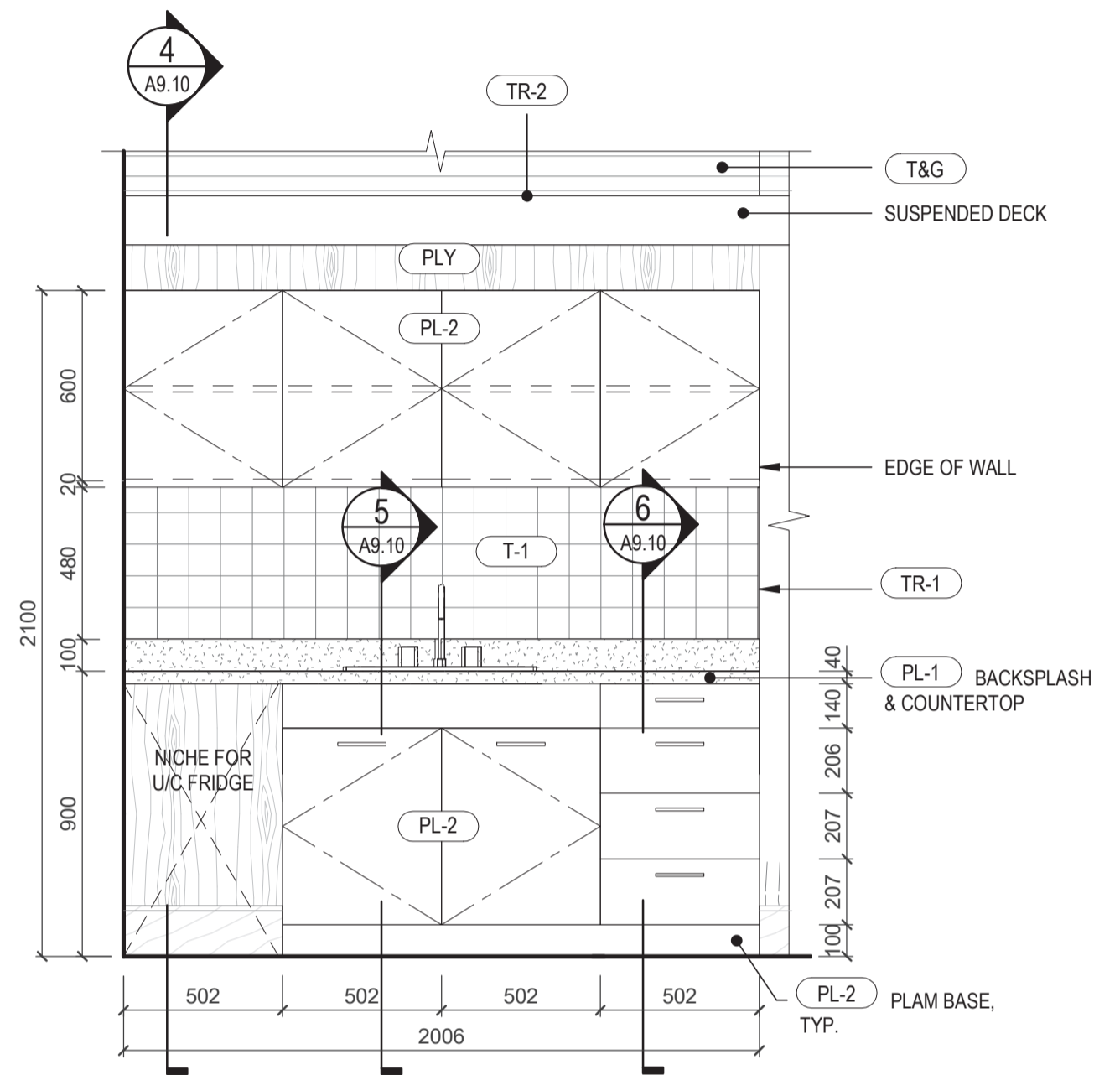
Drawing title/Titre du dessin

MILWORK DETAILS

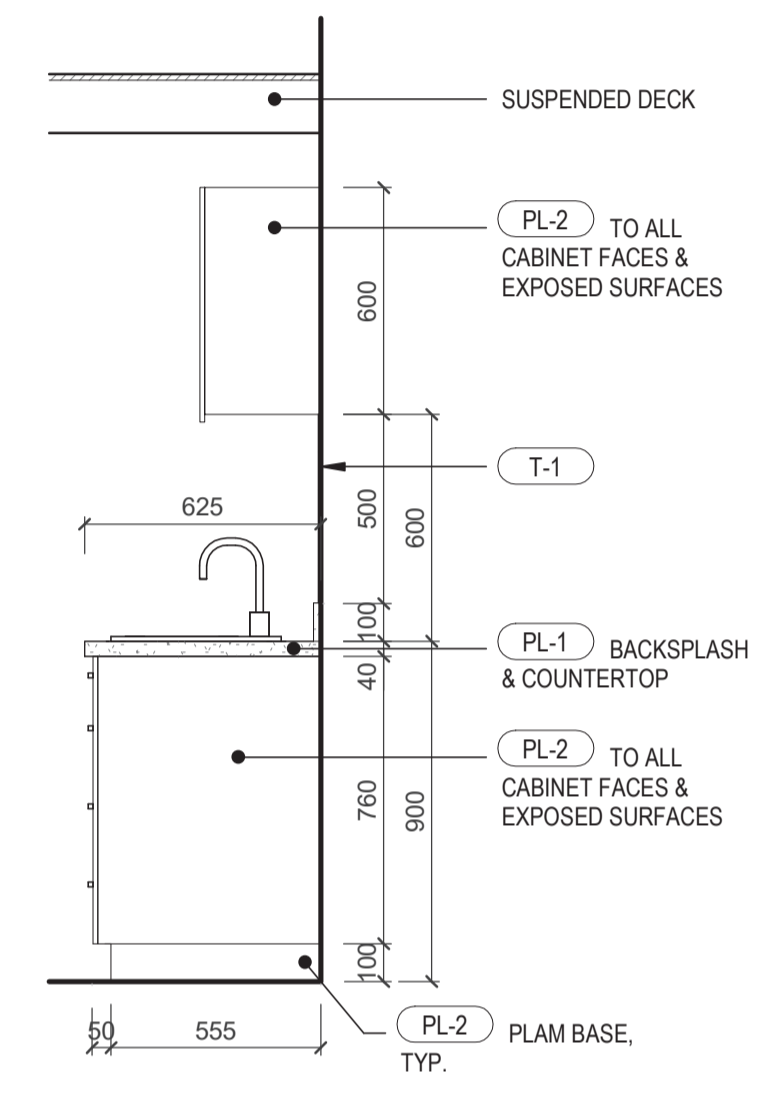
Project No./No. du projet	Sheet/ Feuille	Revision no./ La Révision no.
R.098470.001 RATIO: 4068	A9.10 OF ##	1



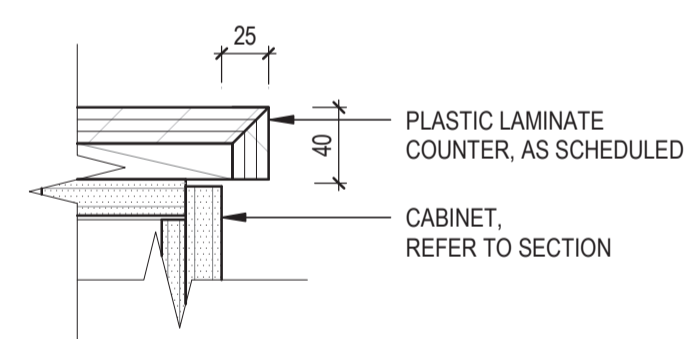
1 FLOOR PLAN - KITCHEN MILLWORK
1:20



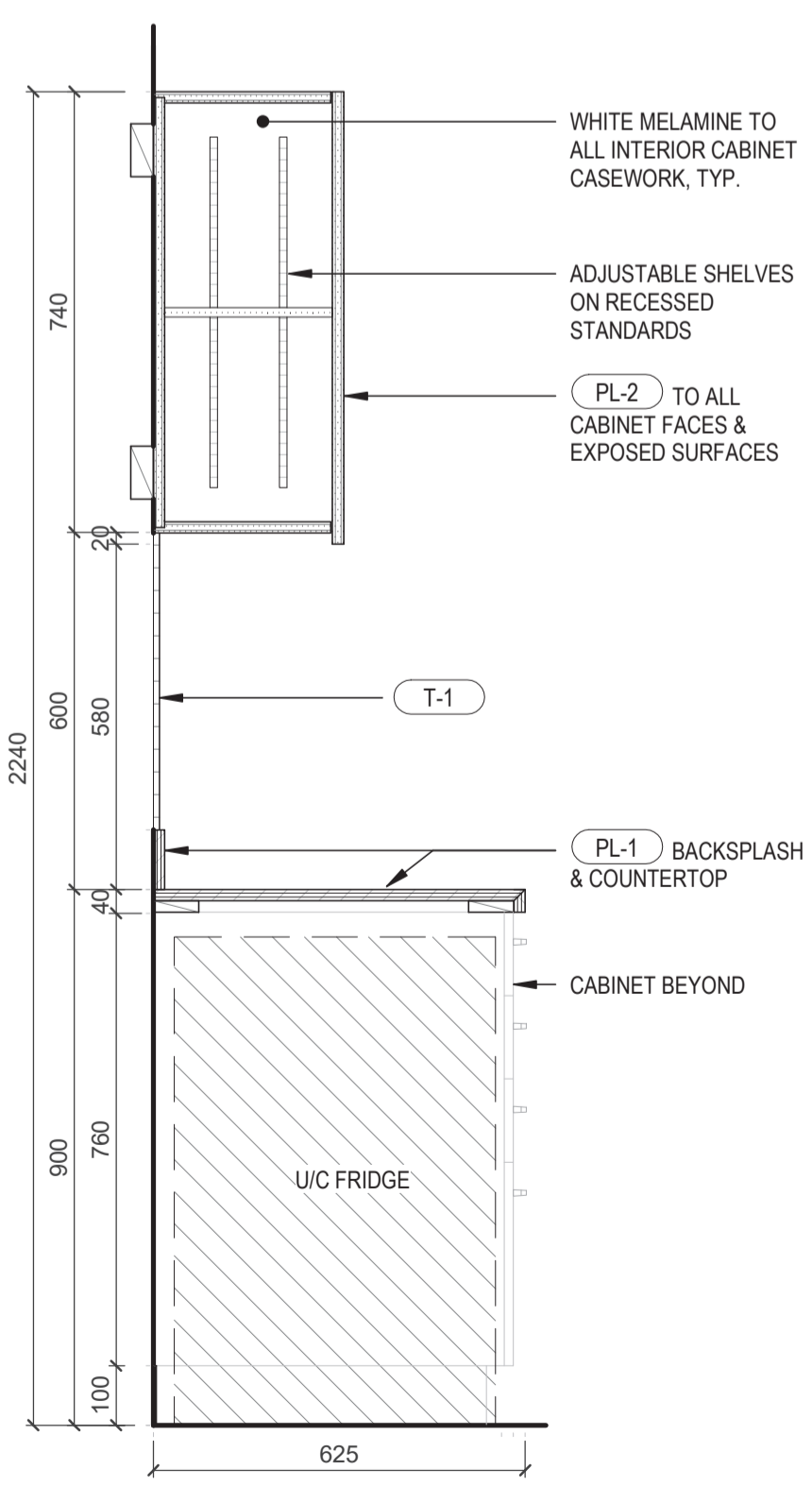
2 ELEVATION - KITCHEN MILLWORK
A9.10 1:20



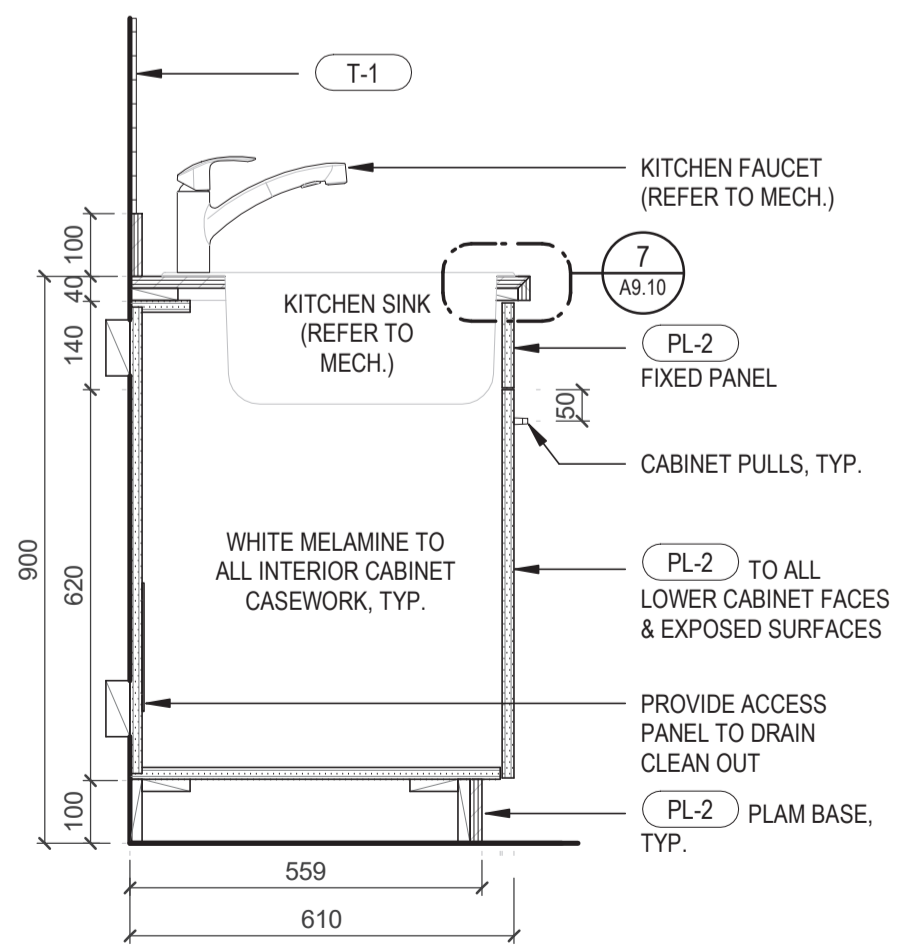
3 ELEVATION - KITCHEN MILLWORK
A9.10 1:20



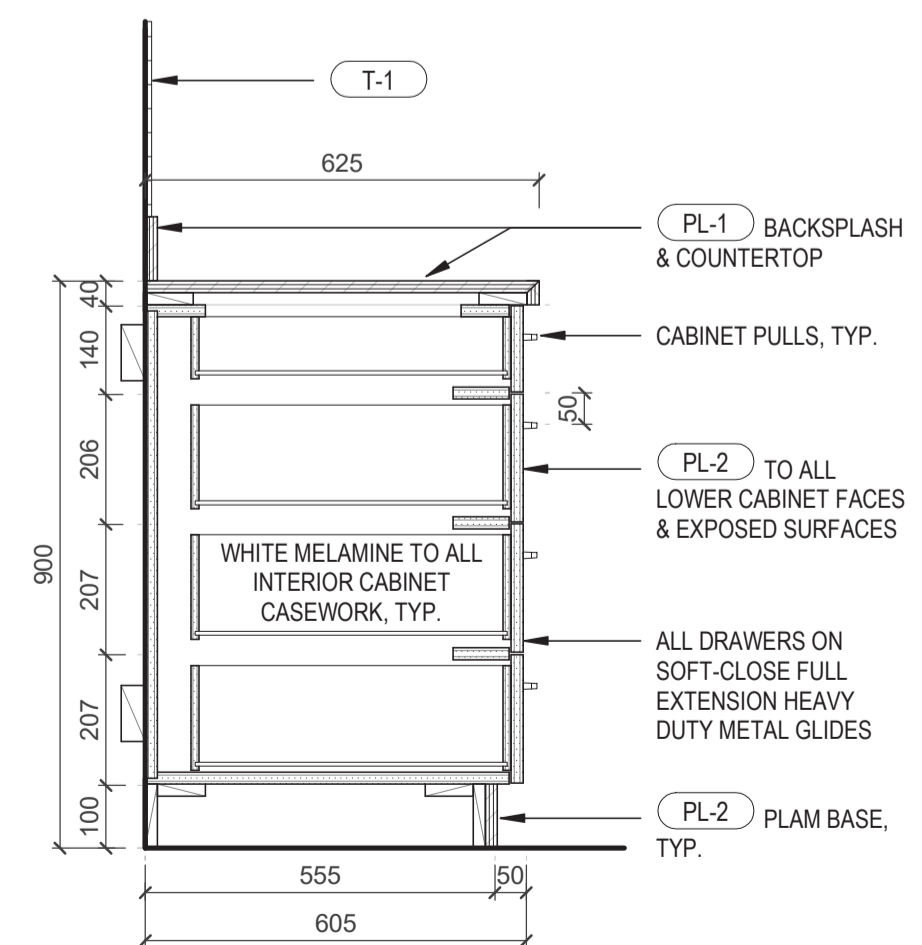
7 SECTION DETAIL - COUNTER EDGE
A9.10 1:4



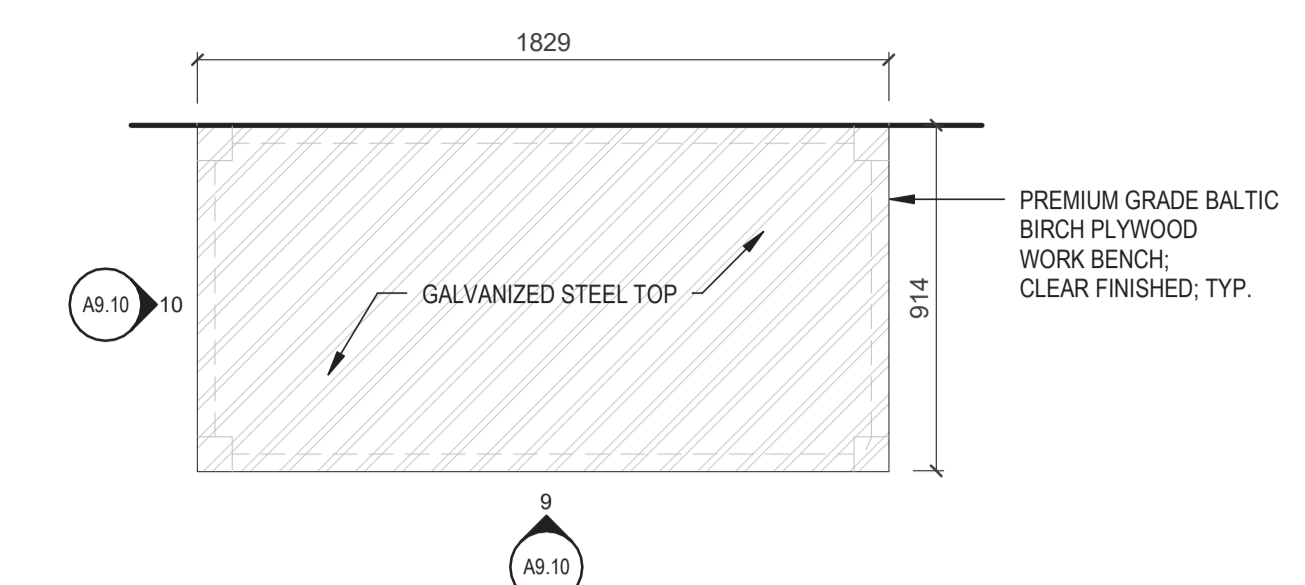
4 SECTION - KITCHEN MILLWORK
A9.10 1:12



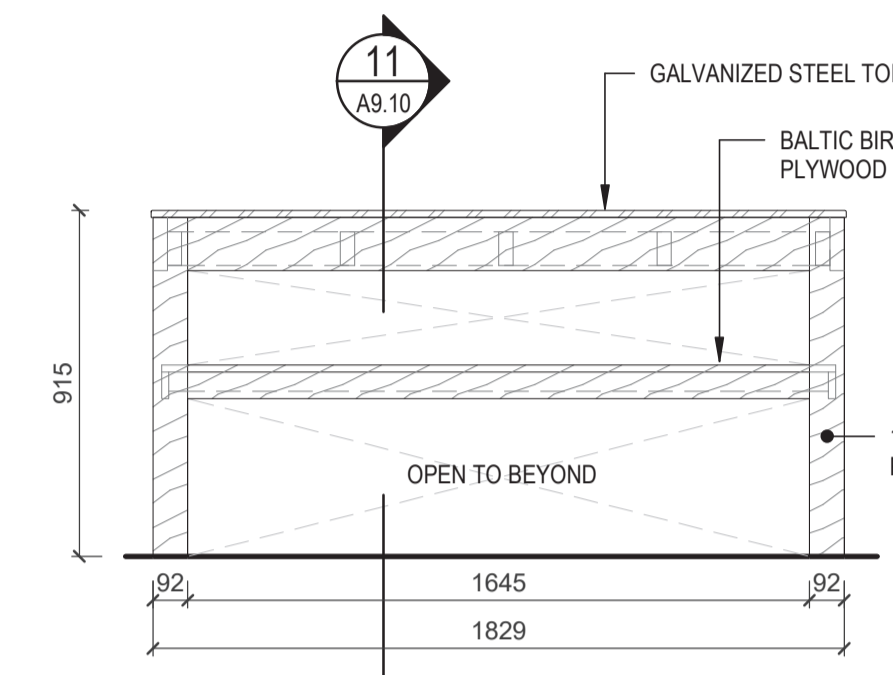
5 SECTION - KITCHEN MILLWORK
A9.10 1:12



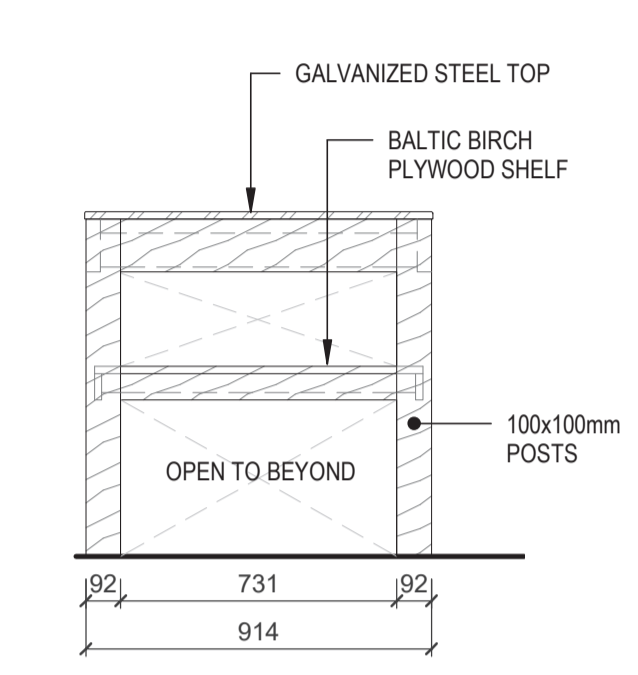
6 SECTION - KITCHEN MILLWORK
A9.10 1:12



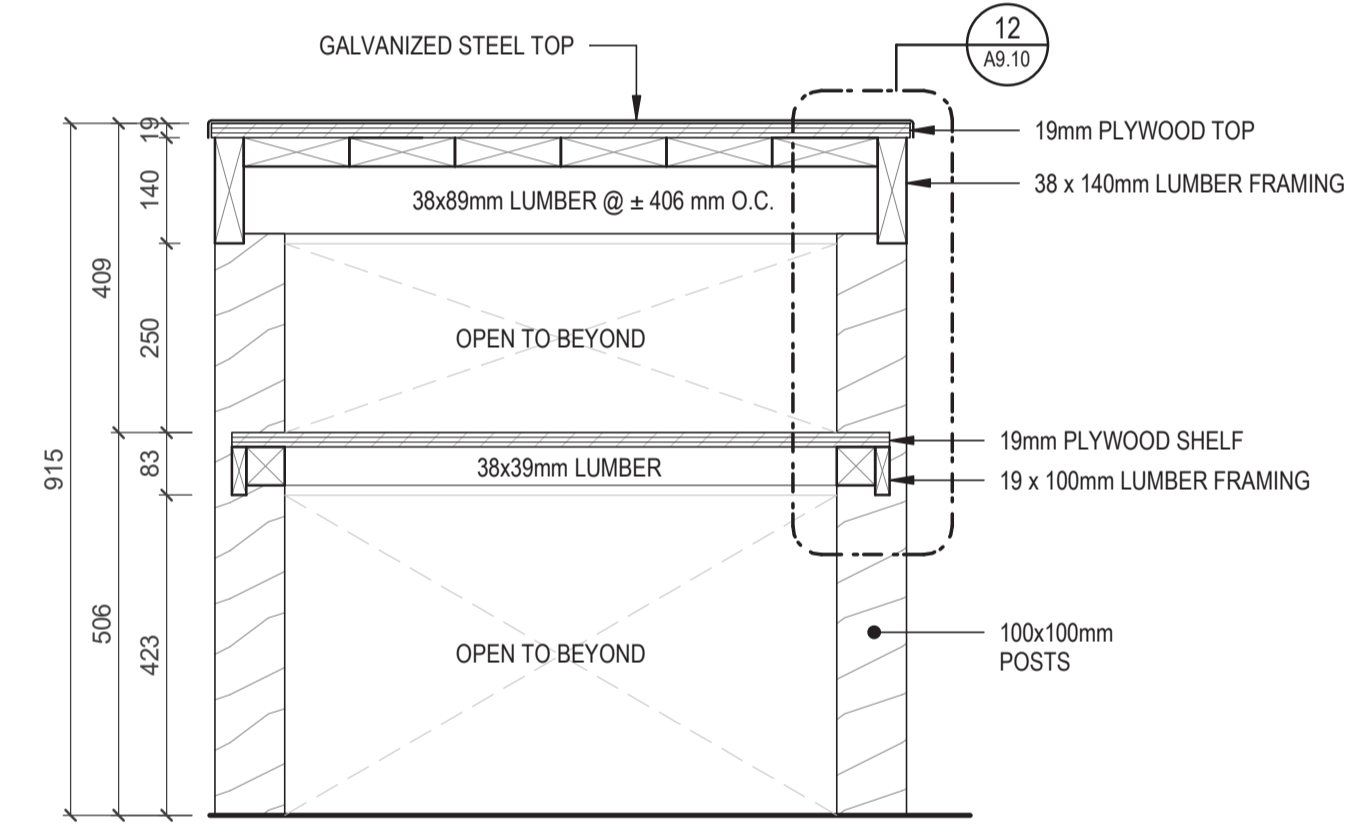
8 FLOOR PLAN - WORK BENCH
A9.10 1:20



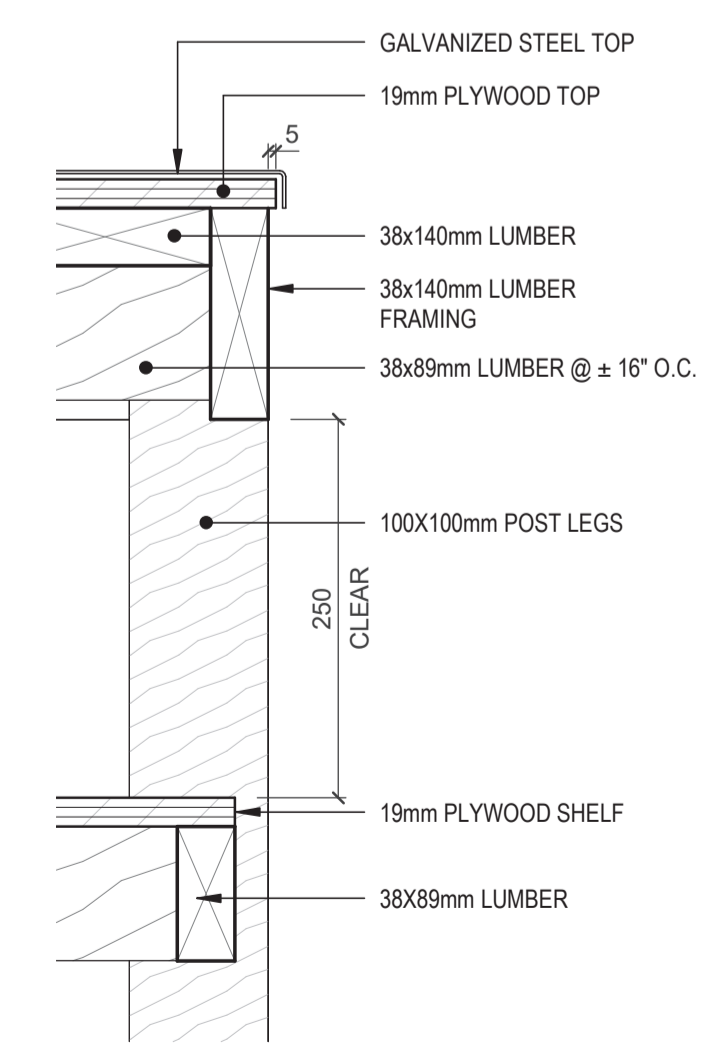
9 ELEVATION - WORK BENCH
A9.10 1:20



10 ELEVATION - WORK BENCH
A9.10 1:20



11 SECTION - WORK BENCH MILLWORK
A9.10 1:10



12 SECTION DETAIL - BENCH EDGE
A9.10 1:5

Consultant

RATIO

Seal



1	Issued for Tender	2018.12.06
Revision/Revision	Description/Description	Date/Date

Client/client

Veterans Affairs Canada

PO Box 7700
Charlottetown, PE C1A8M9

Project title/Titre du projet

1190 Colville Rd, Esquimalt, BC V9A 4P7

Veterans Cemetery, God's Acre New Maintenance Building and Road Paving

Consultant Signature Box Only

Designed by/Concept par

Designer

Drawn by/Dessiné par

Author

PWGSC Project Manager/Administrateur de Projets TPSPC

MASOOD DEZFOOLI

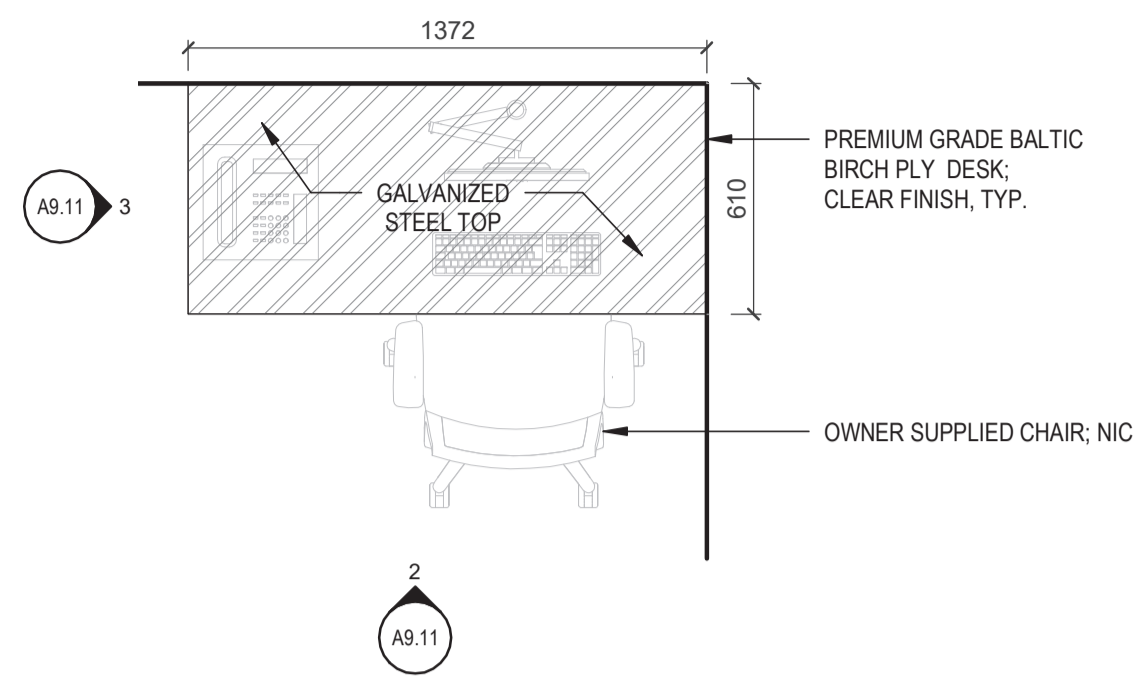
PWGSC, Regional Manager, Architectural and Engineering Services/Gestionnaire régional, services d'architectural et de génie, TPSPC

PREETIPAL PAUL

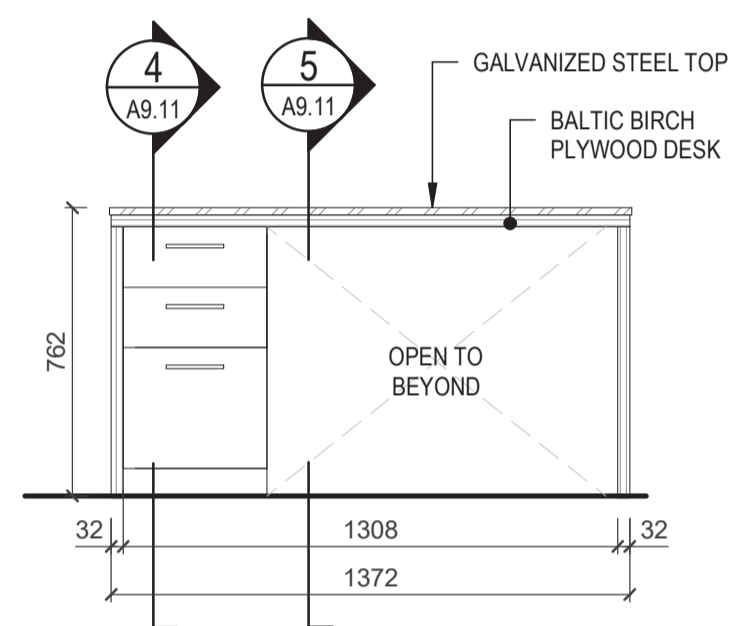
Drawing title/Titre du dessin

MILWORK DETAILS

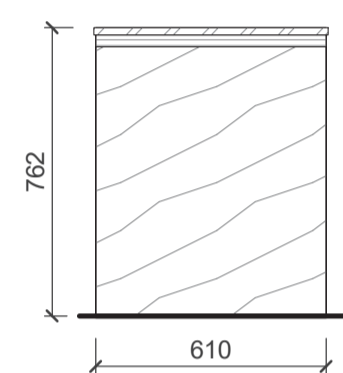
Project No./No. du projet	Sheet/ Feuille	Revision no./ La Révision no.
R.098470.001	A9.11	1
RATIO: 4068	OF ##	



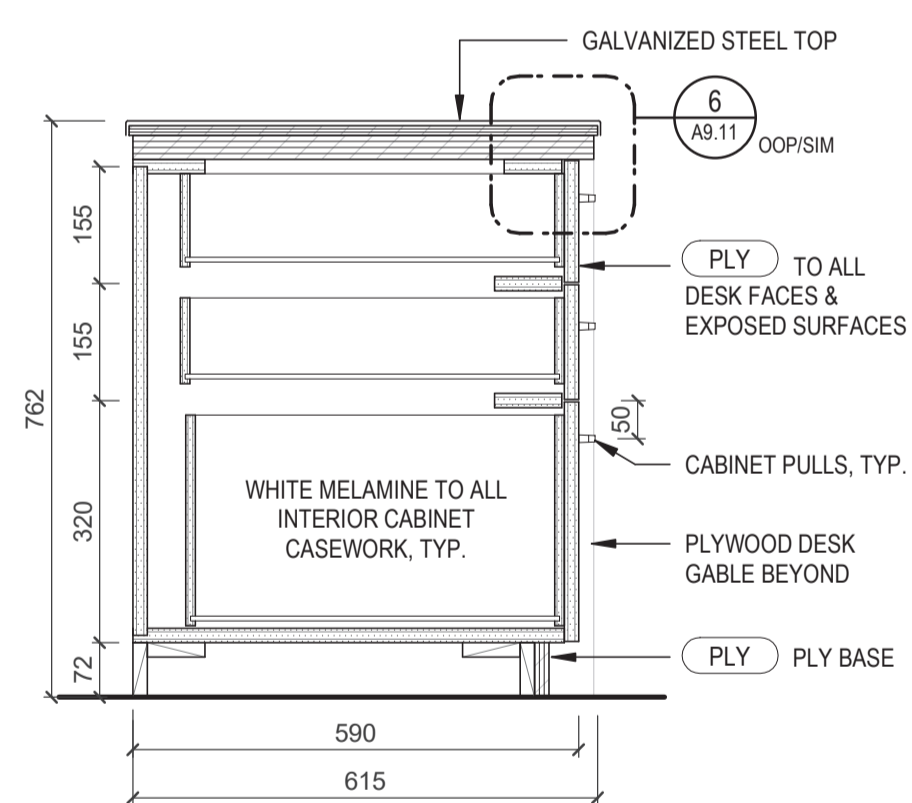
1 FLOOR PLAN - WORK DESK
A9.11 1:20



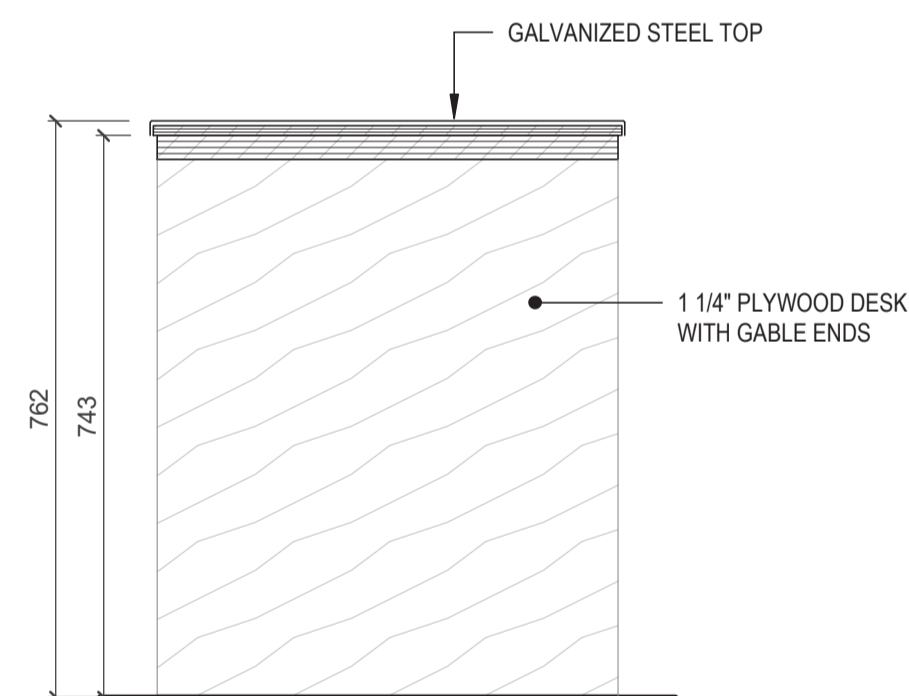
2 ELEVATION - WORK DESK
A9.11 1:20



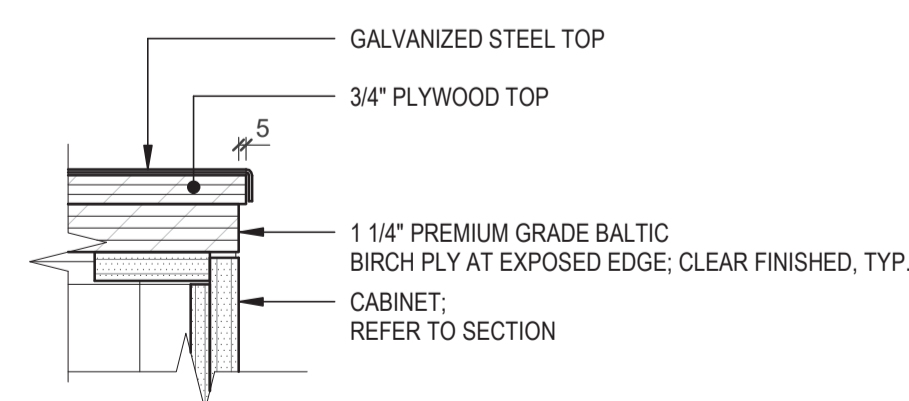
3 ELEVATION - WORK DESK
A9.11 1:20



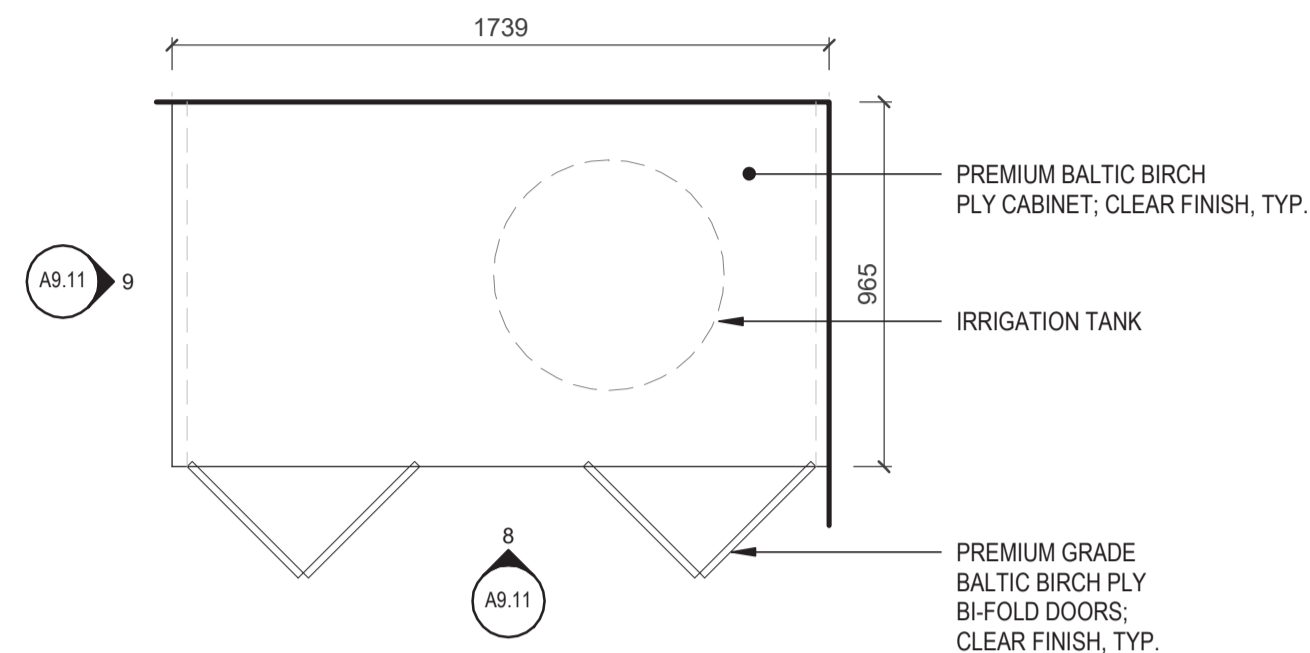
4 SECTION - WORK DESK
A9.11 1:10



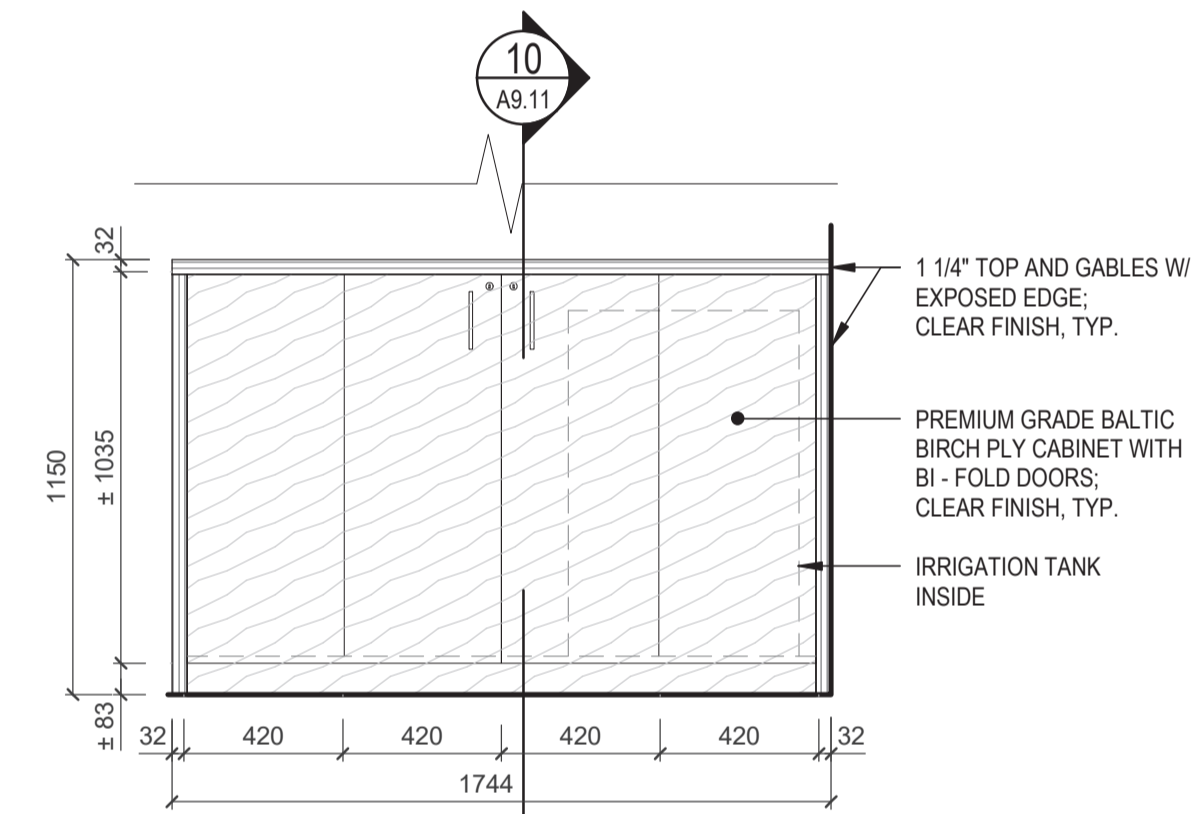
5 SECTION - WORK DESK
A9.11 1:10



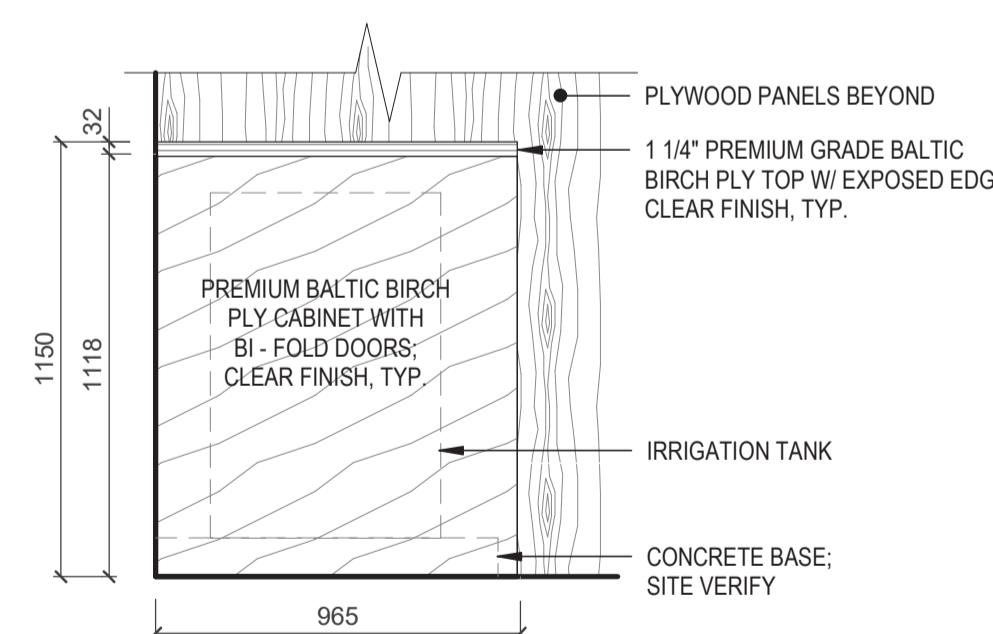
6 SECTION DETAIL - DESK EDGE
A9.11 1:5



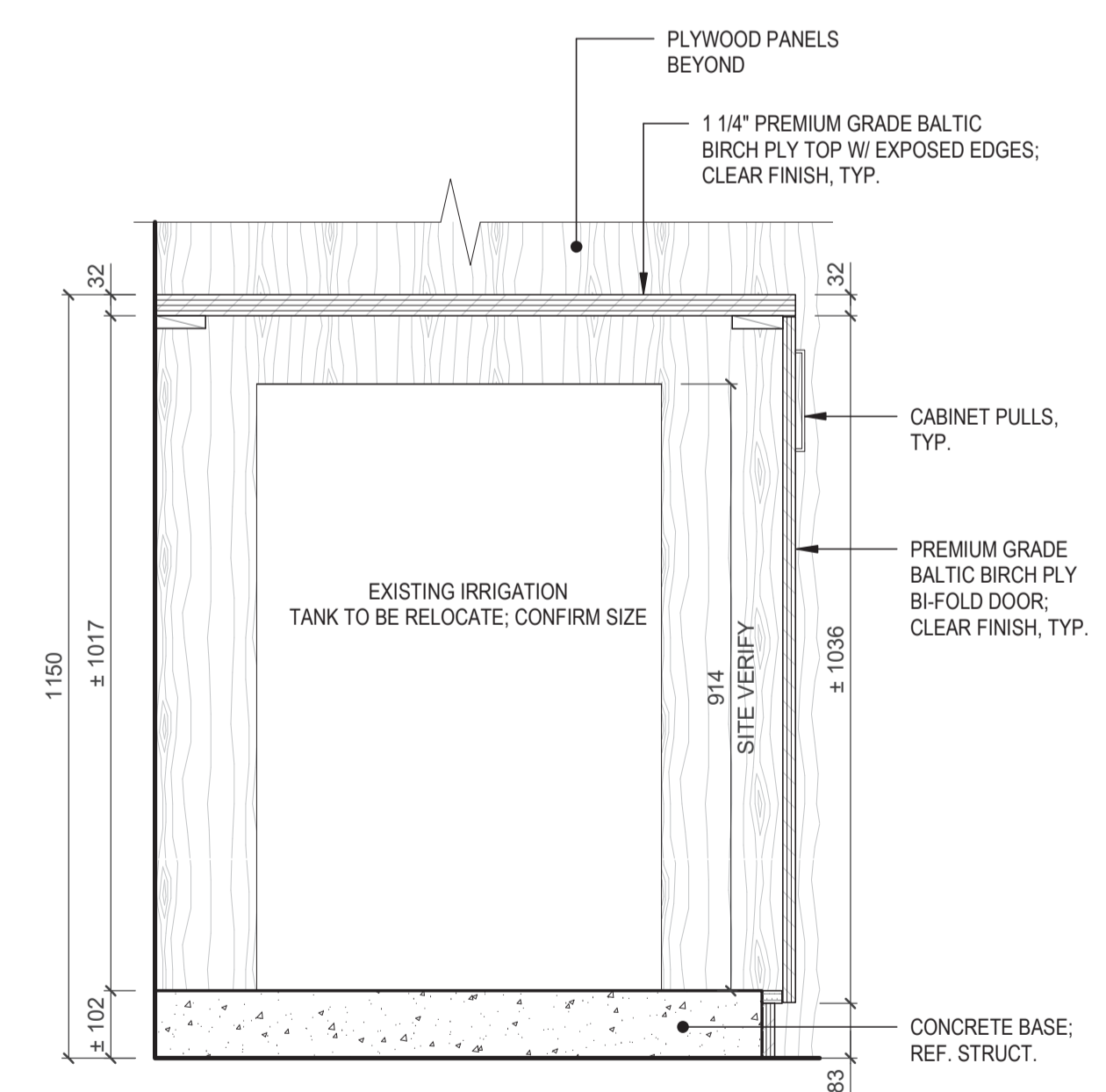
7 FLOOR PLAN - IRRIGATION TANK CABINET
A3.10 1:20



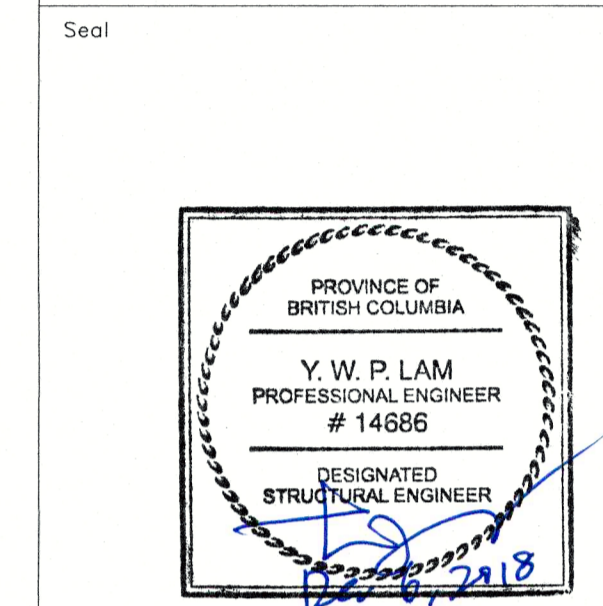
8 ELEVATION - IRRIGATION TANK CABINET
A9.11 1:20



9 ELEVATION - IRRIGATION TANK CABINET
A9.11 1:20



10 SECTION - IRRIGATION TANK CABINET
A9.11 1:10



Revision/Revision	Description/Description	Date/Date
2	100% TENDER	2018-12-06
1	86% PROGRESS	2018-10-26

VETERANS AFFAIRS CANADA
PO BOX 7700
CHARLOTTETOWN, PE C1A 8M9

Project title/Titre du projet
1190 COLVILLE RD, ESQUIMALT, BC V9A 4P7

VETERANS CEMETERY, GOD'S ACRE NEW MAINTENANCE BUILDING

Consultant Signature Box Only

Designed by/Concept par
PL

Drawn by/Dessine par
TJV

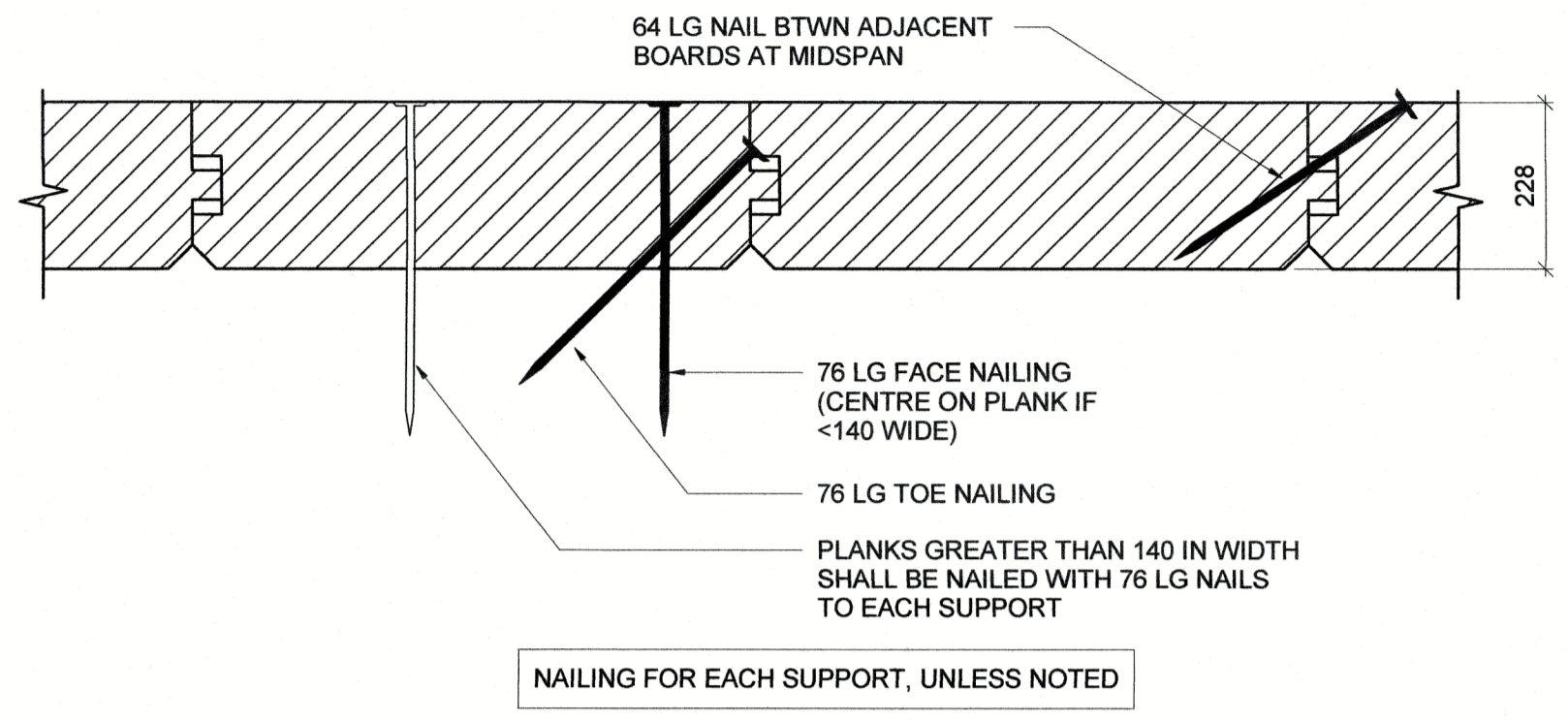
PWGSC Project Manager/Administrateur de Projets TPSGC
MASOOD DEZFOOLI

PWGSC, Regional Manager, Architectural and Engineering Services/
Gestionnaire Régionale, Services d'architecture et de génie, TPSGC
PREETIPAL PAUL

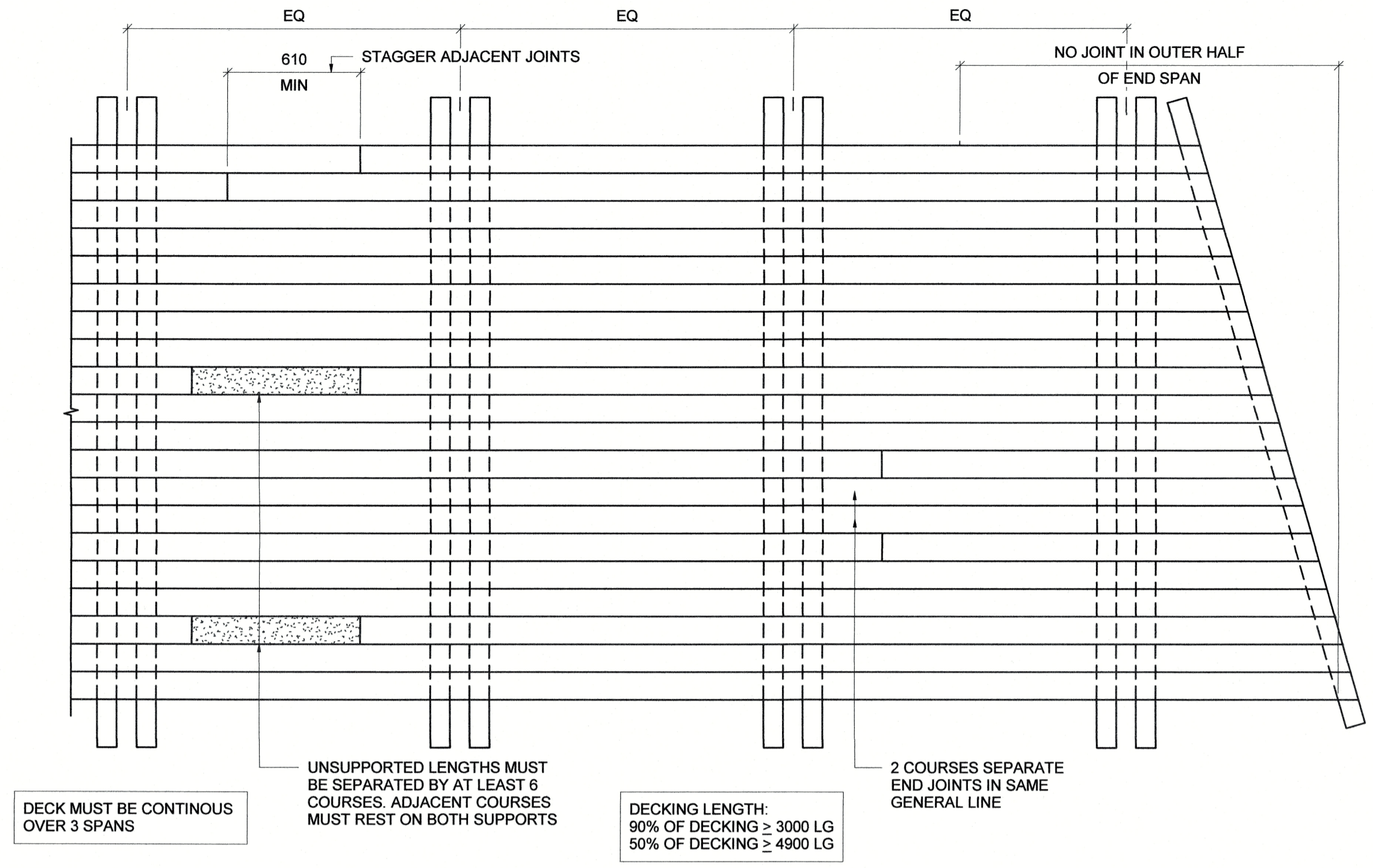
Drawing title/Titre du dessin

TYPICAL DETAILS

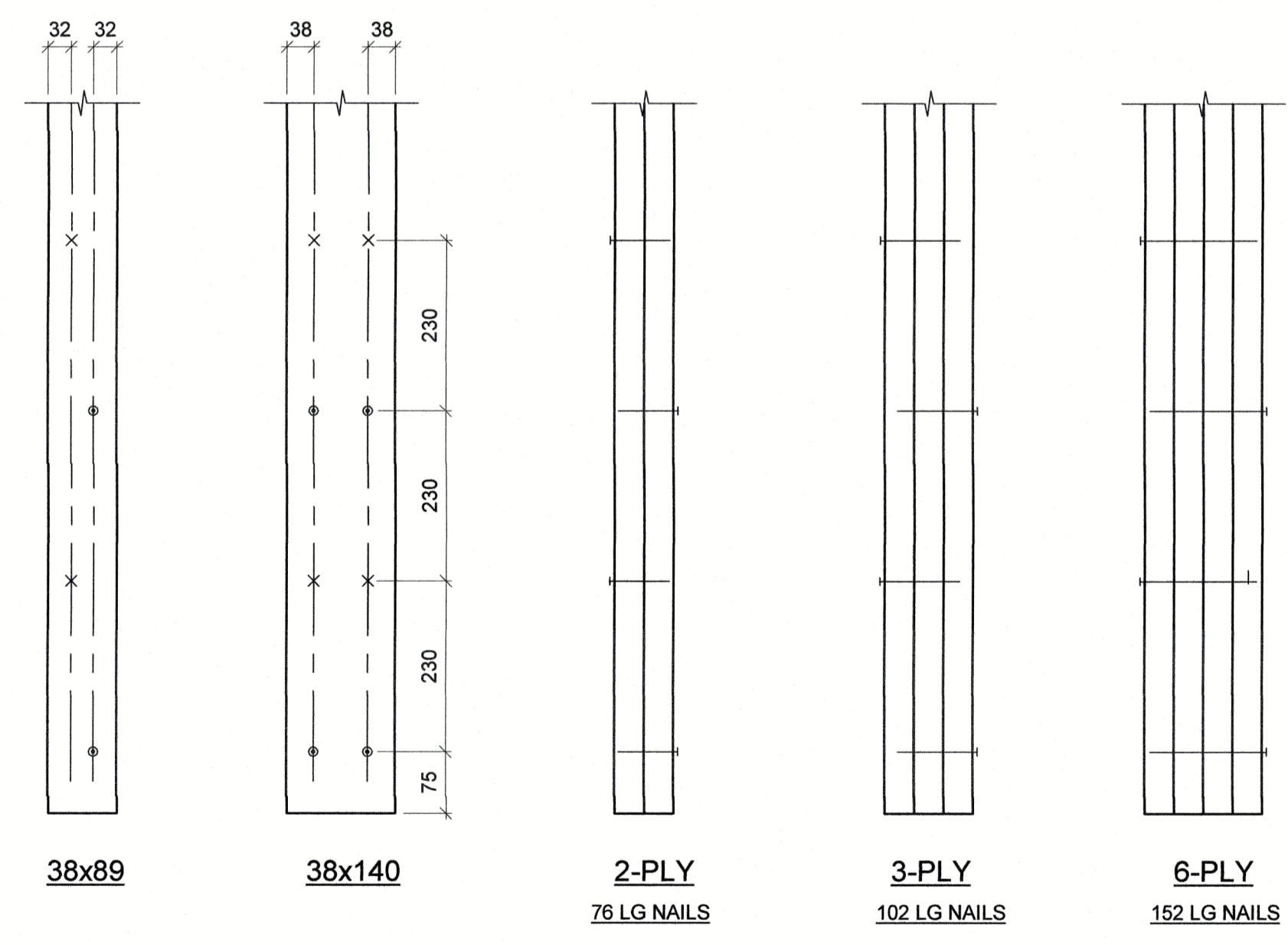
Project No./No. du projet R.098470.001	Sheet/Feuille S102 OF	Revision no./La Révision no. 2
--	------------------------------------	--



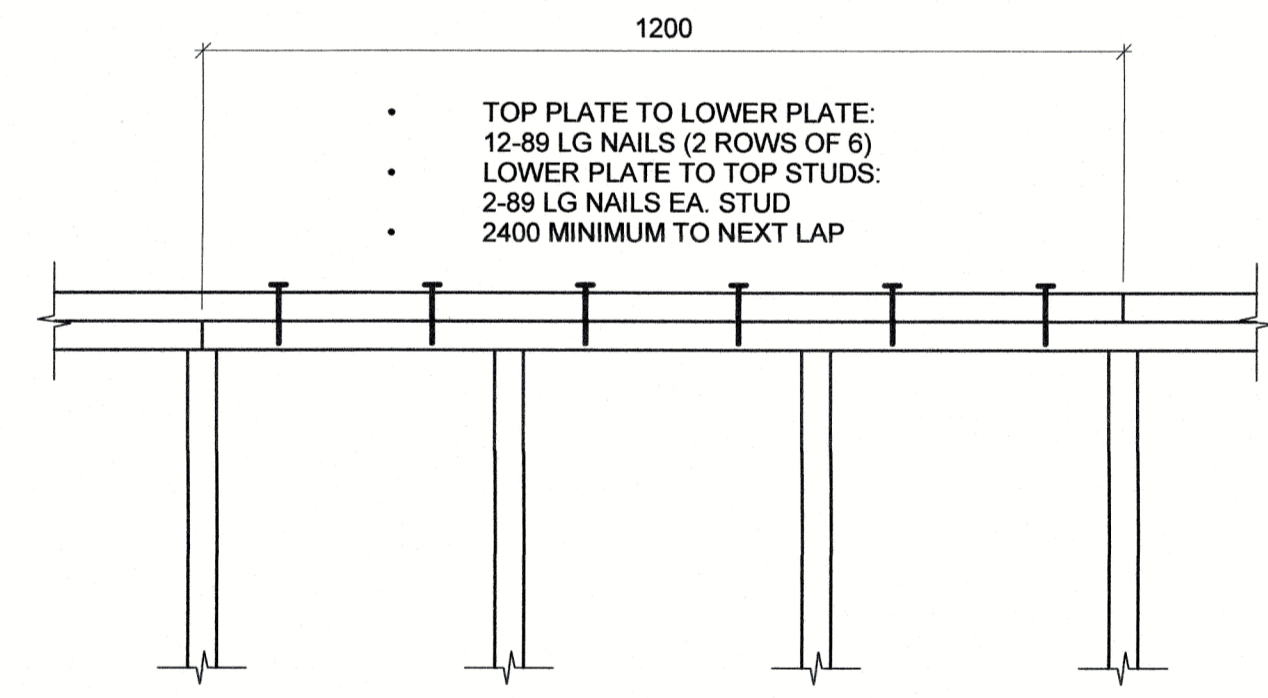
1
TYPICAL NAILING PATTERN FOR 38 THK TIMBER DECK
NTS



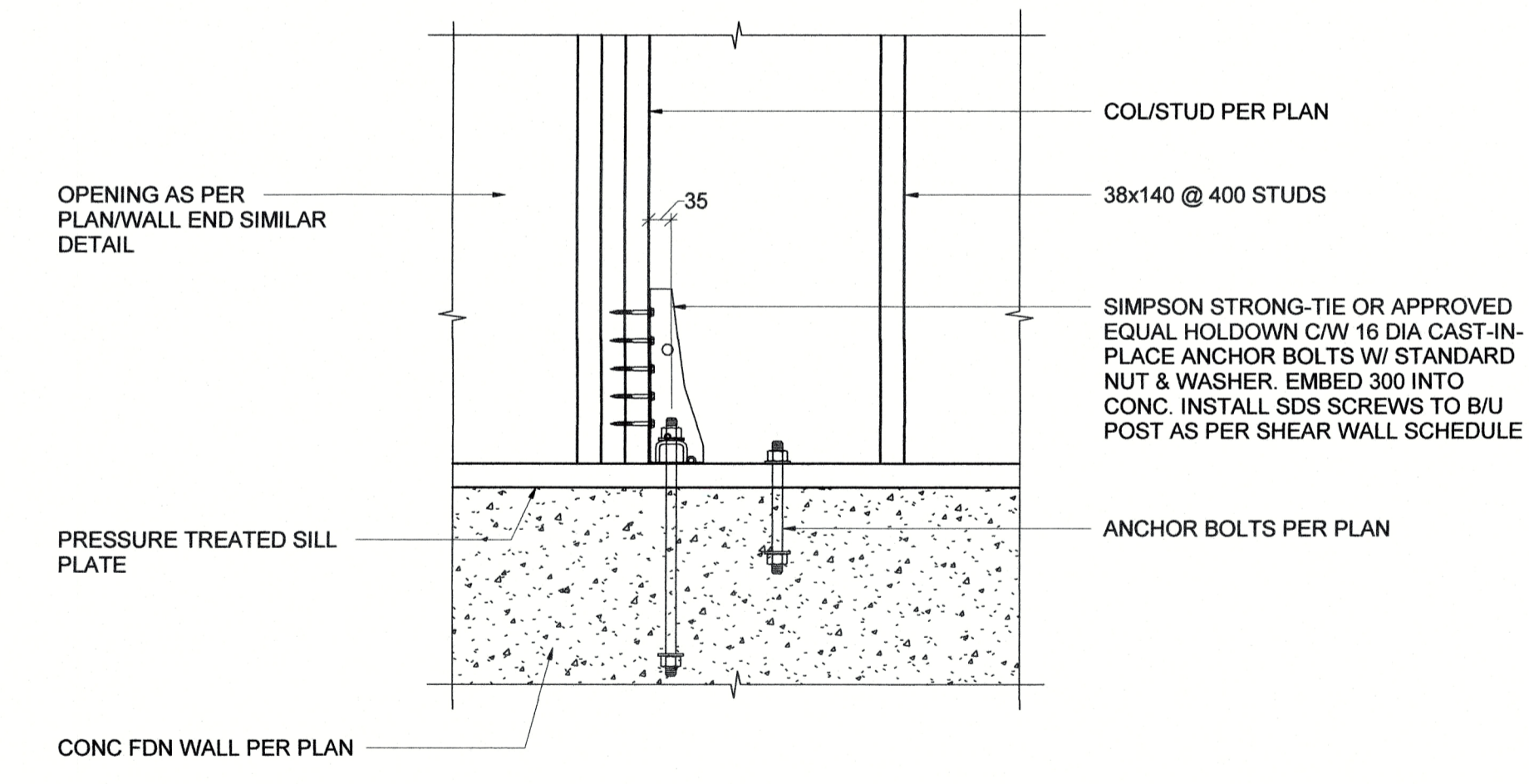
2
T&G PLANK DECK CONTROLLED RANDOM PATTERN
1:20



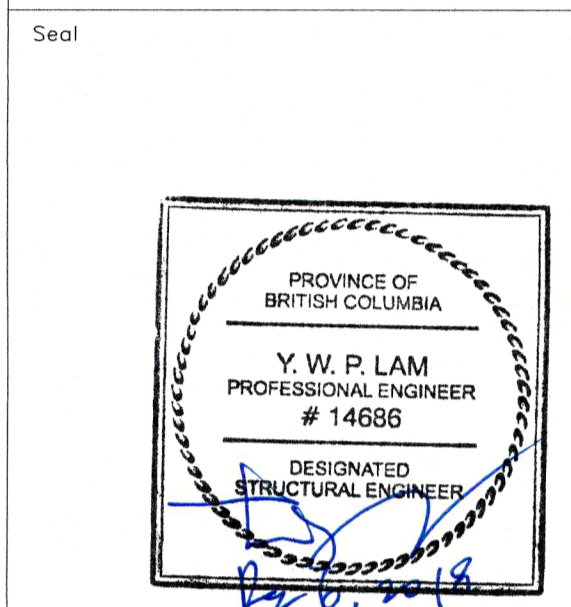

3
TYPICAL NAILING PATTERN FOR BUILT-UP PLYS IN STUD WALLS
NTS



4
TYPICAL STUD WALL DOUBLE TOP PLATE SPLICE DETAIL
1:10



5
TYPICAL STUD WALL HOLDOWN DETAIL
1:10



2	100% TENDER	2018-12-06
1	86% PROGRESS	2018-10-26
Revision/	Description/Description	Date/Date
Client/client		

VETERANS AFFAIRS CANADA

PO BOX 7700
CHARLOTTETOWN, PE C1A 8M9

Project title/Titre du projet

1190 COLVILLE RD, ESQUIMALT, BC V9A 4P7

VETERANS CEMETERY, GOD'S ACRE NEW MAINTENANCE BUILDING

Consultant Signature Box Only

Designed by/Concept par
PL

Drawn by/Dessiné par
TJV

PWGSC Project Manager/Administrateur de Projets TPSCG
MASOOD DEZFOOLI

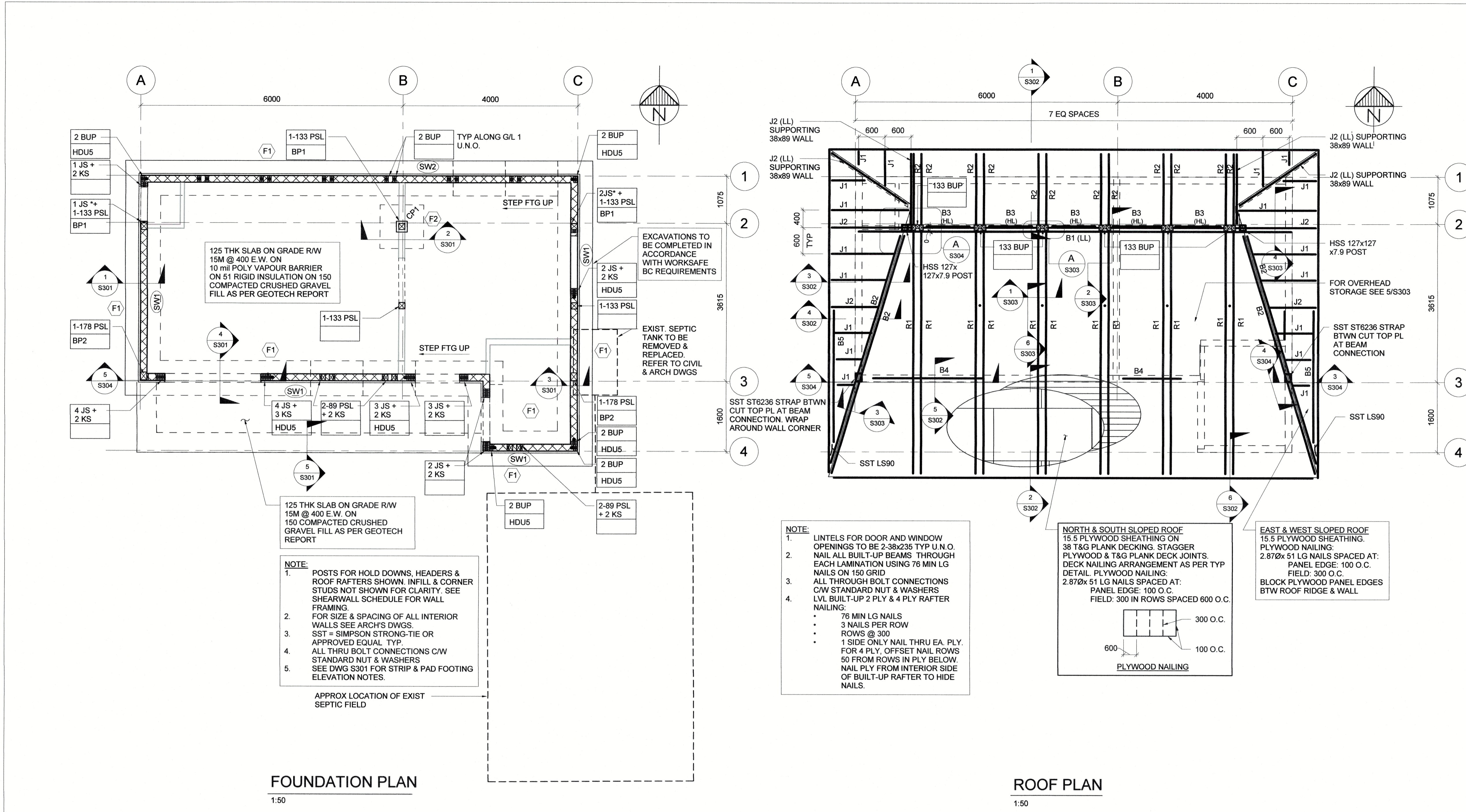
PWGSC, Regional Manager, Architectural and Engineering Services/
Gestionnaire régional, Services d'architecture et de génie, TPSCG
PREETIPAL PAUL

Drawing title/Titre du dessin

FOUNDATION & ROOF PLAN

Project No./No. du projet	Sheet/ Feuille	Revision no./ La Révision no.
R.098470.001	S201	2

12895



FOUNDATION PLAN
1:50

ROOF PLAN
1:50

PEDESTAL SCHEDULE

MARK	DESCRIPTION	VERT REINF.	TIES	REMARK
CP1	250x250	4-C20M	5-10M	SEE SECTION 2/S301

FOUNDATION SCHEDULE

MARK	FOOTING SIZE	BOT REINFORCING
F1	800 x 250 STRIP FOOTING	3-15M CONT BOT
F2	1000 x 1000 x 250 PAD FOOTING	5-15M EA. WAY BOT

LEGEND

	38x140 WOOD SHEARWALL (FOR SPACING SEE TABLE)
	WOOD STUD SHEARWALL TYPE (SEE SCHEDULE)
	WOOD COL/STUD PACK SIZE (SEE SCHEDULE)
	SEE HOLDOWN SCHEDULE
	SST HOLDOWN

STUD NAILING APPLIES TO JACK STUDS, KING STUDS & BUILT-UP POSTS. SEE 3/S102 FOR DETAILS

SHEARWALL SCHEDULE

SHEARWALL MARK	WALL FRAMING	SHEATHING	PANEL EDGE NAILING	FIELD NAILING	SILL PLATE ANCHOR
SW1	38x140 @ 400 O.C.	15.5 THK PLYWOOD ON EXTERIOR	63.5LGx 3.33@ NAILS @ 100	63.5LGx 3.33@ NAILS @ 300	19@ @ 400 BTWN STUDS (150 MIN EMBED)
SW2	38x140 @ 400 O.C.	15.5 THK PLYWOOD ON EXTERIOR	63.5LGx 3.33@ NAILS @ 100	63.5LGx 3.33@ NAILS @ 300	19@ @ 1200 BTWN STUDS (150 MIN EMBED)

NOTE:

- INSTALL BLOCKING AS ALL PANEL EDGES
- HOLD DOWNS ANCHORS AS PER PLAN
- DO NOT OVER DRIVE NAILS BY MORE THAN 15% OF PANEL THICKNESS (3mm)
- SST LTP5 PLATE CONNECTING BLOCKING & SHEARWALL. SEE SECTIONS ON DWG S302. INSTALL WITH LONG SIDE VERT.
 - ALONG G/L A - 1 PLATE @ 600 BTWN JOISTS
 - ALONG G/L C - 1 PLATE @ 600 BTWN JOISTS
 - ALONG G/L 1 - 2 PLATES BTWN BUJ RAFTERS
 - ALONG G/L 3 - 3 PLATES BTWN LVL BUJ RAFTERS (EQ SPACED)
 - ALONG G/L 4 - 3 PLATES BTWN LVL R/U RAFTERS (EQ SPACED)

NON-LOAD BEARING WALL

- SEE ARCH FOR WALL CONSTRUCTION.
- ANCHOR INTERIOR NON-STRUCTURAL WALLS SILL PLATES WITH MIN 12@ ANCHOR BOLTS @ 2400 (100 MIN EMBED)

STRUCTURAL FRAMING SCHEDULE

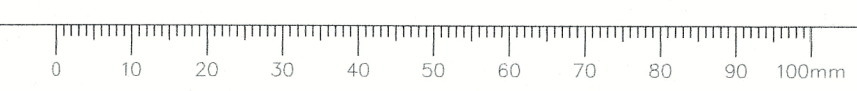
MARK	MEMBER SIZE
B1	133x356 PSL BEAM + 44x356 LVL LEDGER (NORTH SIDE)
B2	2- 44x286 LVL BEAM
B3	2-38x140 HEADER
B4	133x302 PSL BEAM
B5	2-38x235 BEAM
J1	38x184 JOIST
J2	2-38x184 JOIST
R1	2- 44x241 LVL RAFTER
R2	2-38x184 RAFTER

WOOD COL/STUD SCHEDULE

MARK	DESCRIPTION
JS	38x140 JACK STUD
KS	38x140 KING STUD
BUP	38x140 BUILT-UP POST
JS*	38x140 JACK STUD FOR DOOR OR WINDOW OPENING
89 PSL	89x133 PSL POST
133 PSL	133x133 PSL POST
178 PSL	133x178 PSL POST
133 BUP	2-89x133 PSL + 1-89x89 PSL BUILT UP POST (SEE DETAIL A/S303)


HOLDOWN SCHEDULE

MARK	DESCRIPTION
BP1	SEE SECTION 2/S301 FOR POST CONNECTION
BP2	SEE SECTION 3/S301 FOR POST CONNECTION
HDU5	SST HDU5 HOLD DOWN C/W 14-SDS 6.4@ x 63.5 LG SCREWS

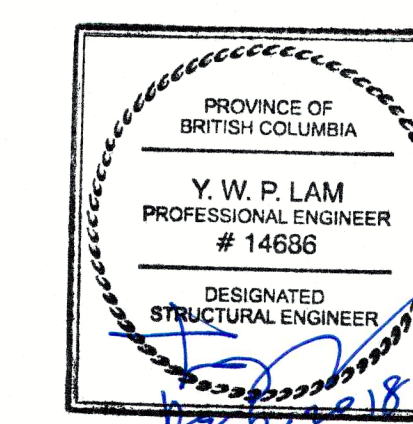


Consultant

RATIO



Seal



Revision	Description/Description	Date/Date
1	100% TENDER	2018-12-06
2	96% PROGRESS	2018-10-26

Client/client

VETERANS AFFAIRS CANADA

PO BOX 7700
CHARLOTTETOWN, PE C1A 8M9

Project title/Titre du projet

1190 COLVILLE RD, ESQUIMALT, BC V9A 4P7

VETERANS CEMETERY, GOD'S ACRE NEW MAINTENANCE BUILDING

Consultant Signature Box Only

Designed by/Concept par

PL

Drawn by/Dessine par

TJV

PWGSC Project Manager/Administrateur de Projets TPSGC

MASOOD DEZFOOLI

PWGSC, Regional Manager, Architectural and Engineering Services/ Gestionnaire régionale, Services d'architecture et de génie, TPSGC

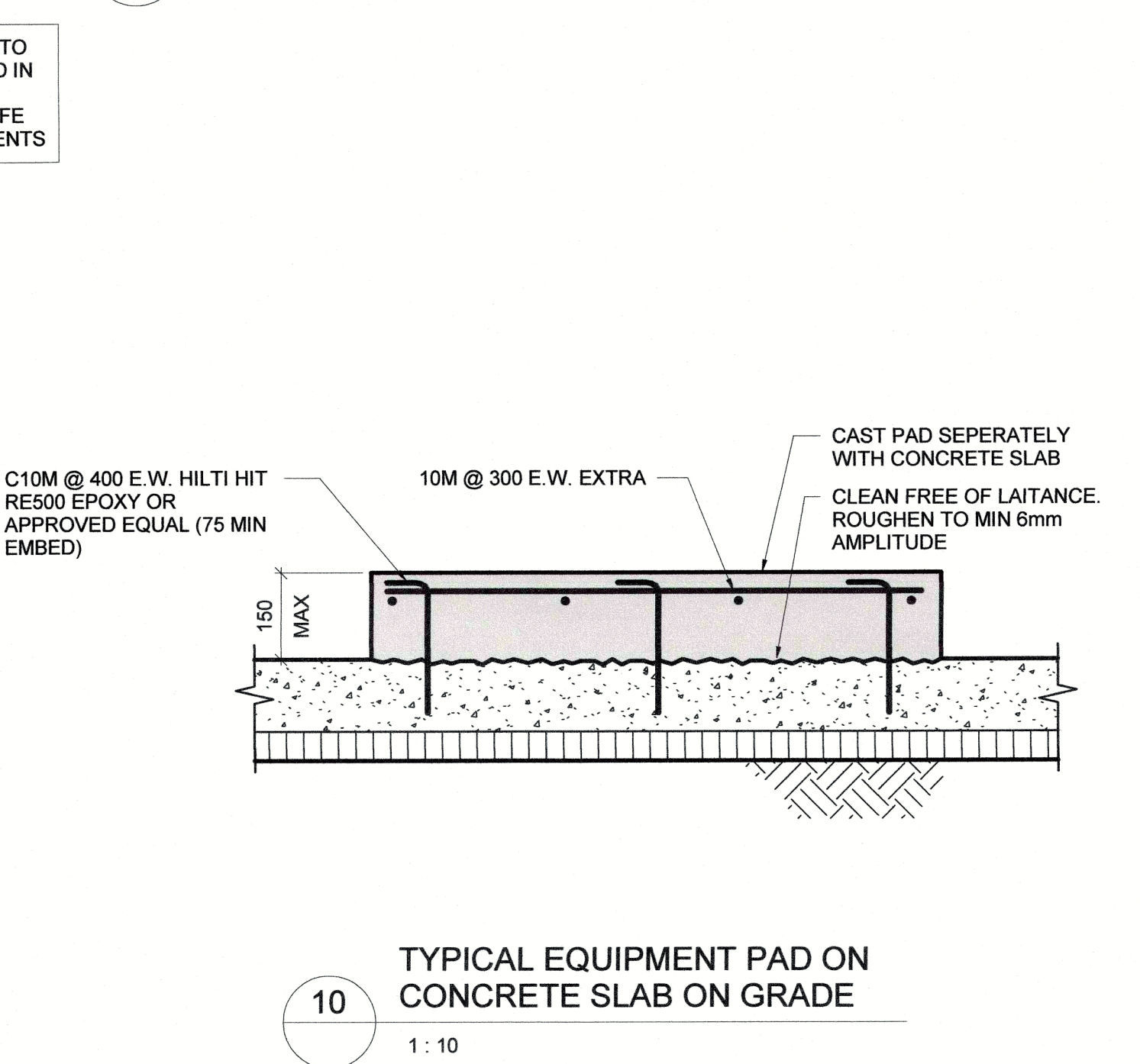
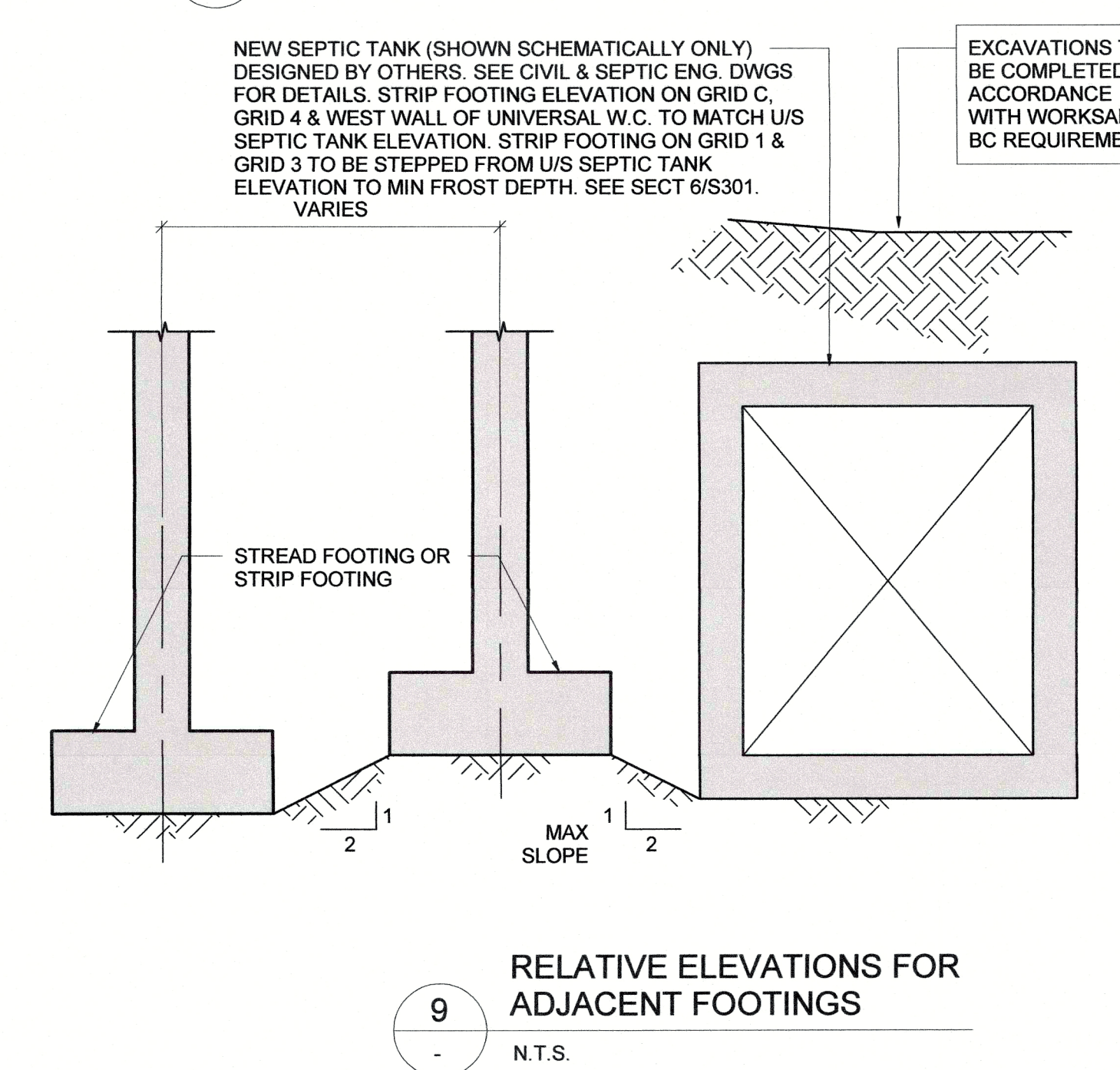
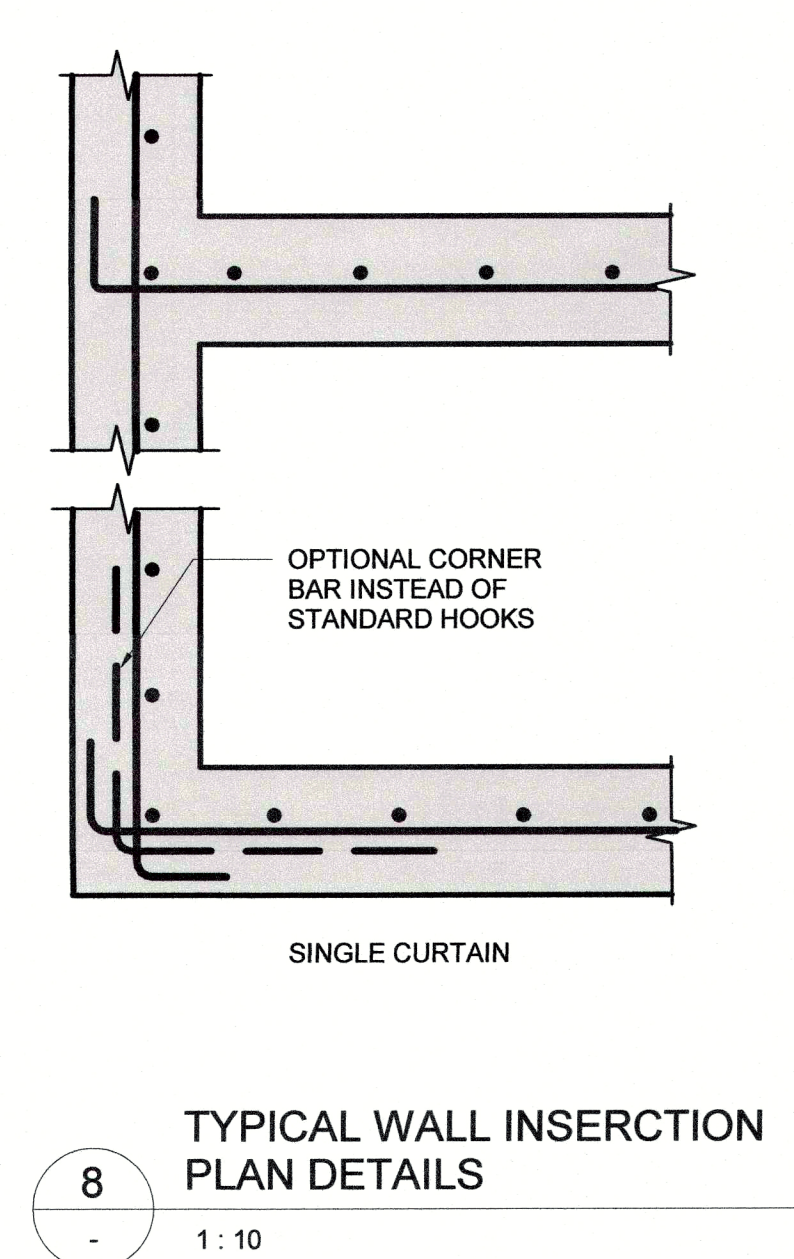
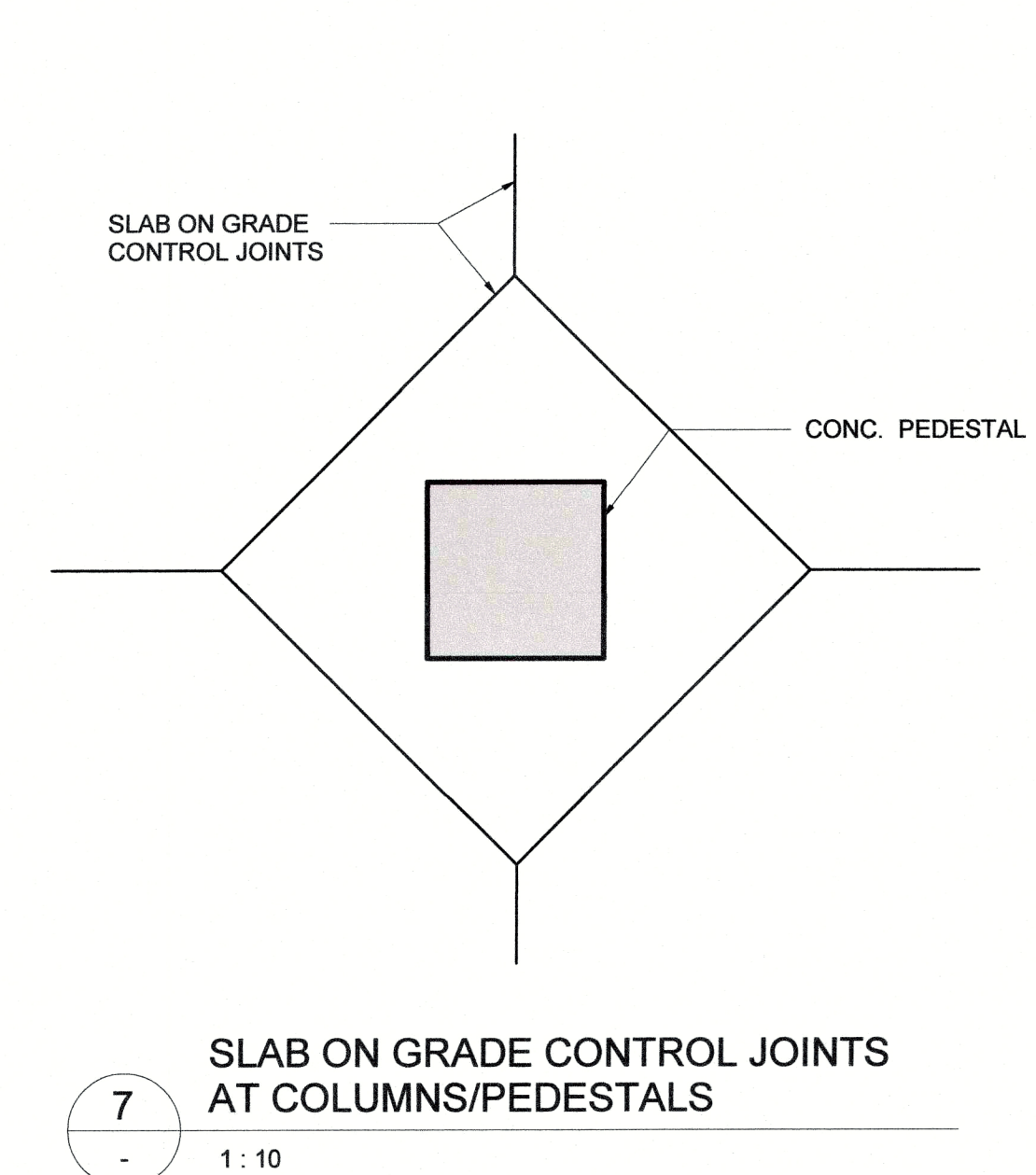
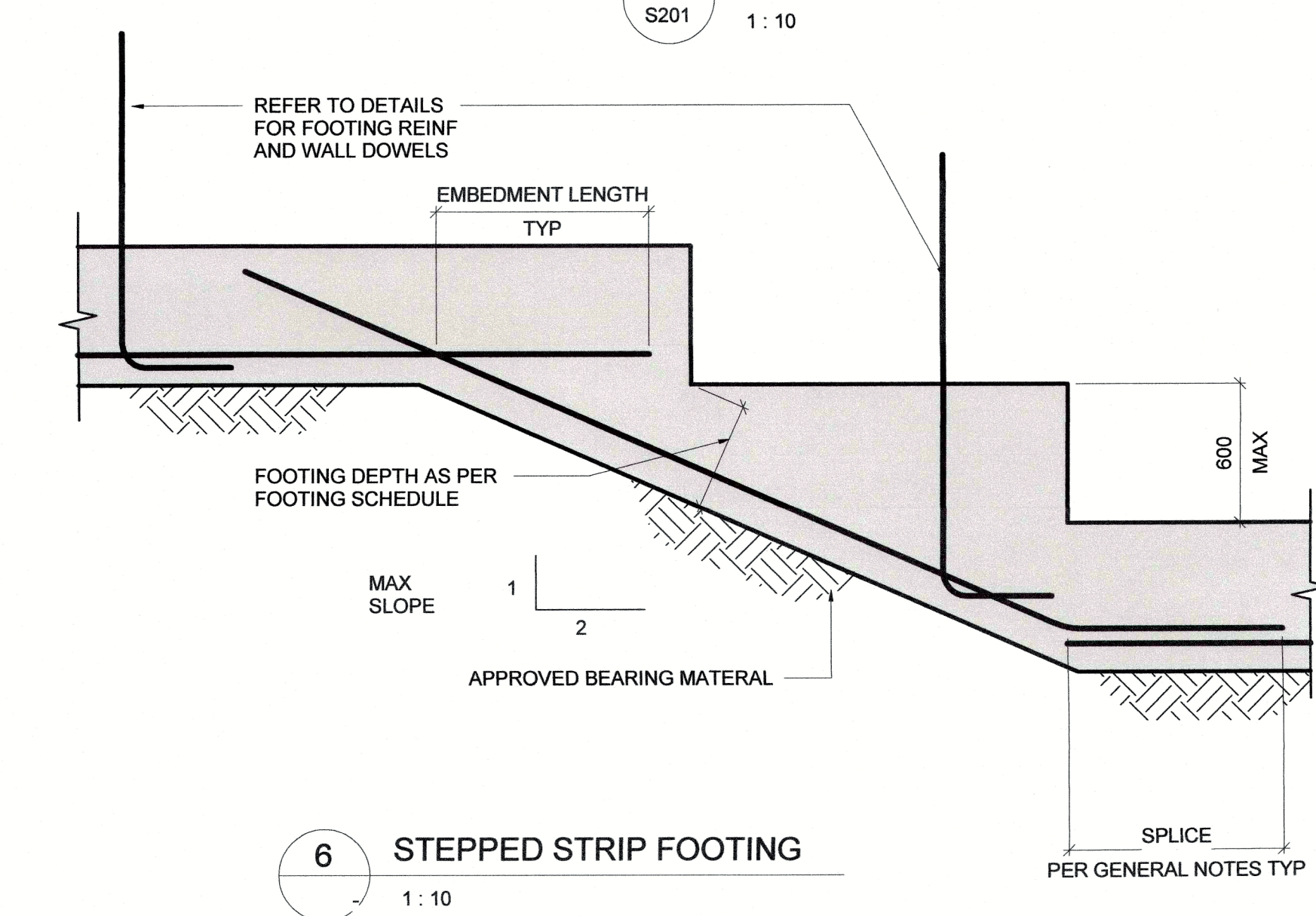
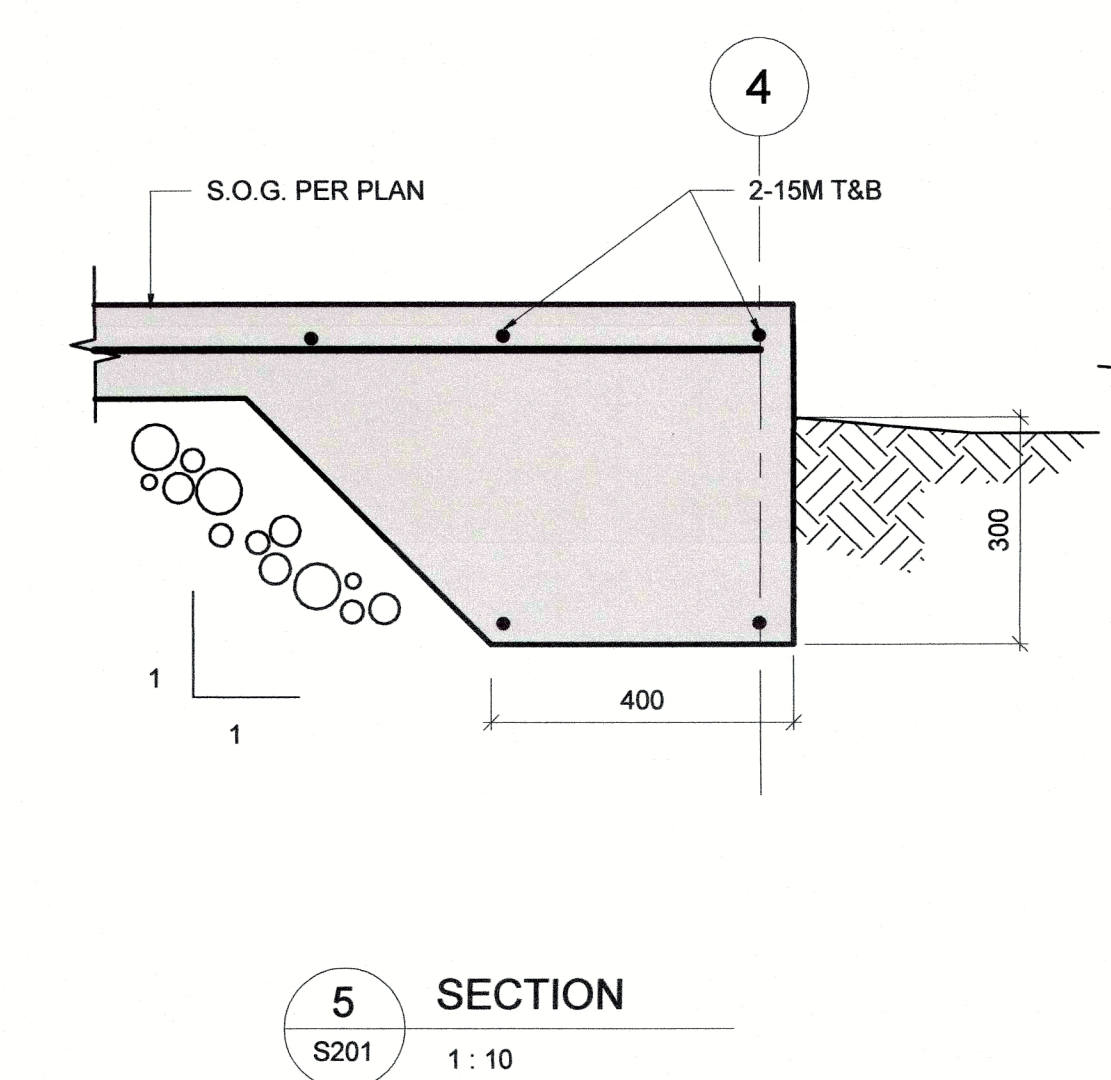
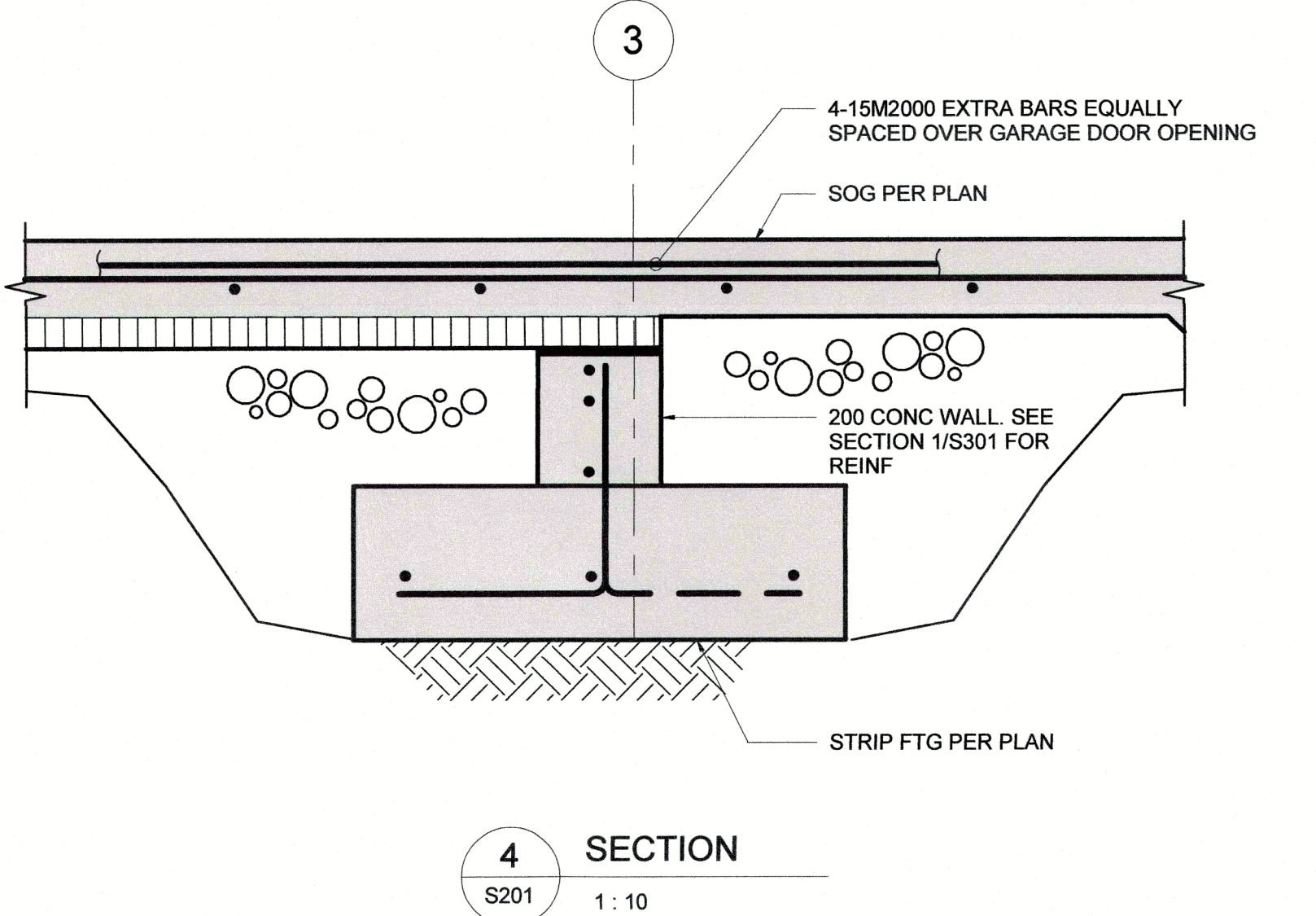
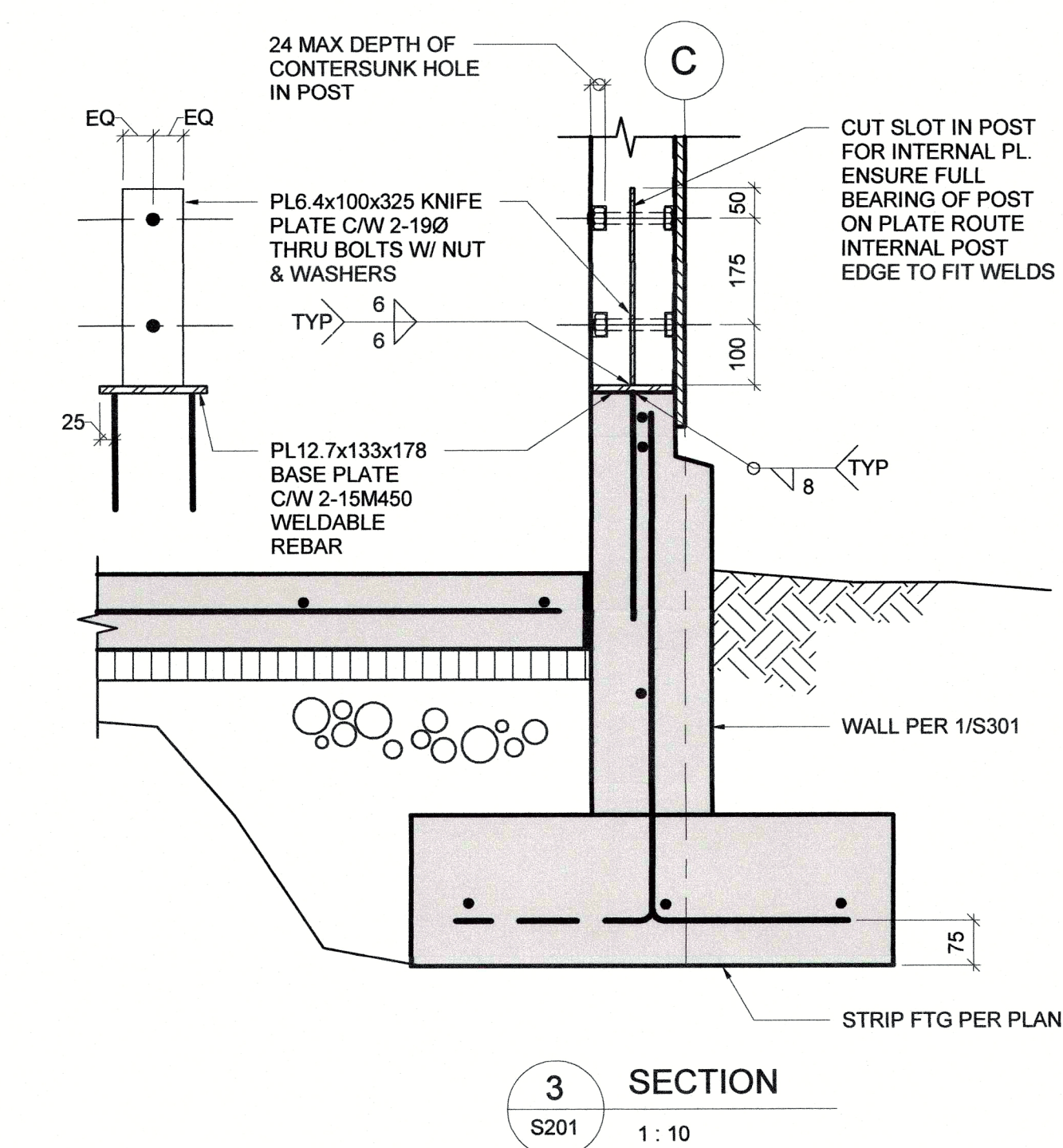
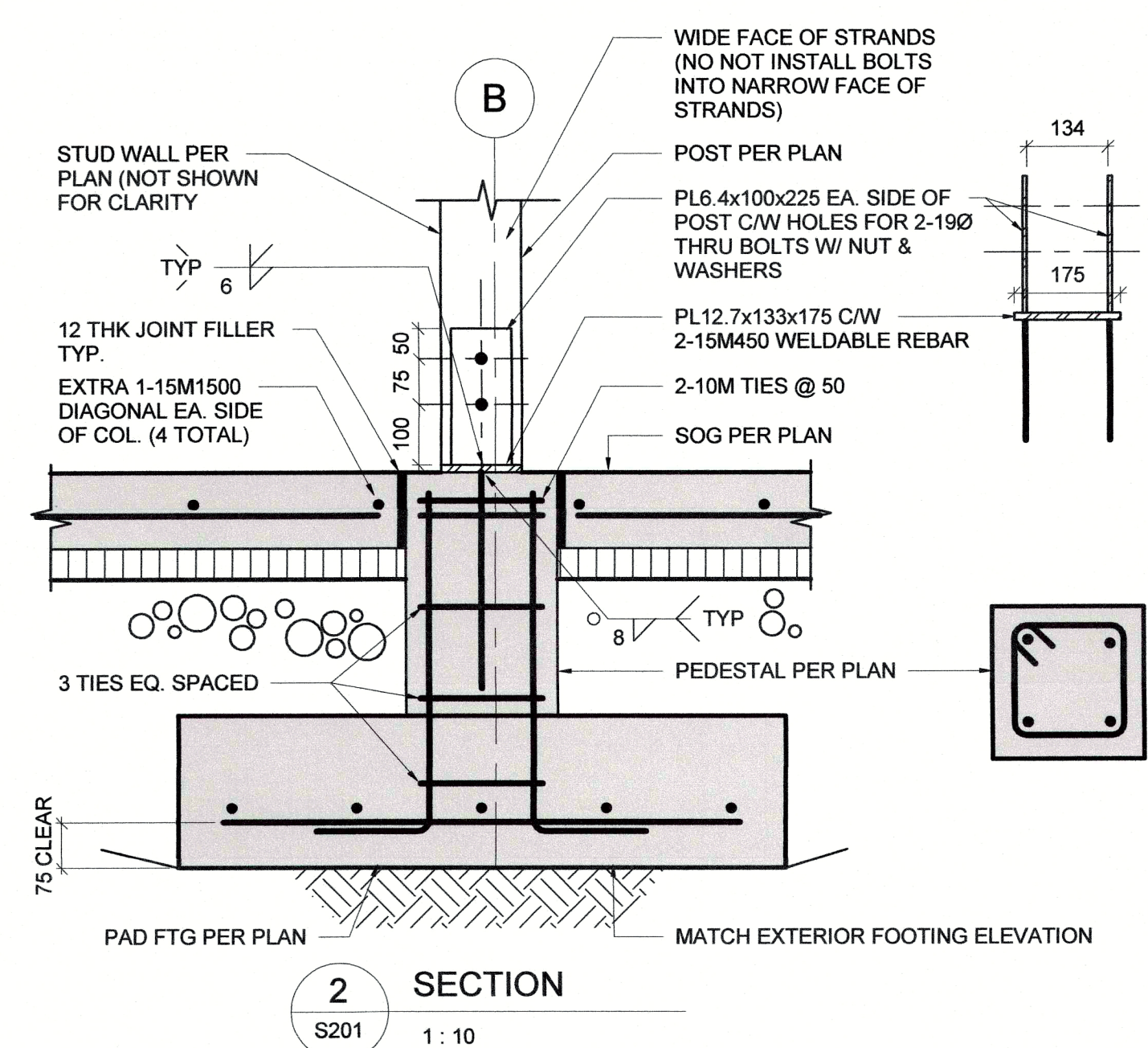
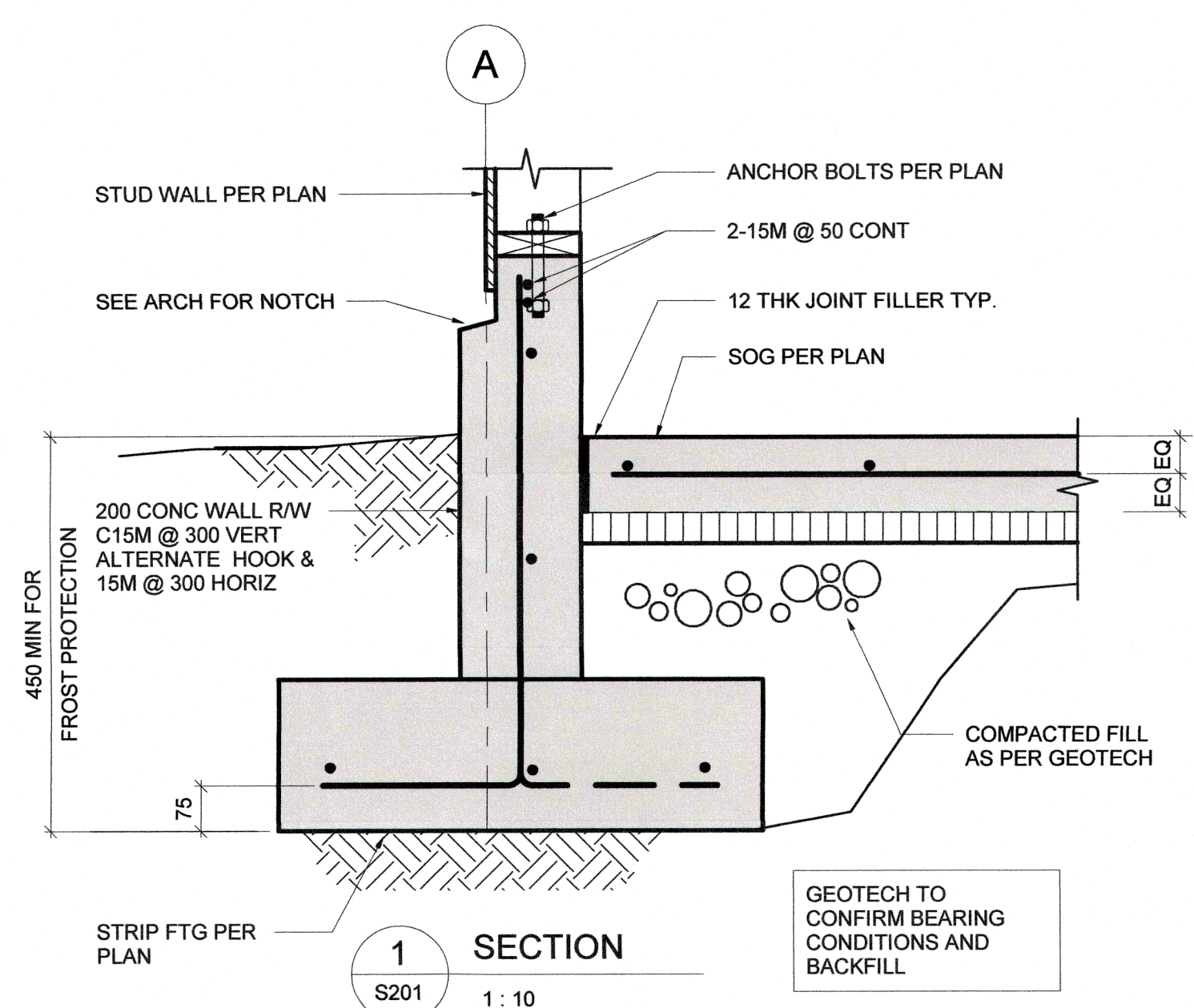
PREETIPAL PAUL

Drawing title/Titre du dessin

CONCRETE SECTIONS & DETAILS


Project No./No. du projet	Sheet/ Feuille	Revision no./ La Révision no.
R.098470.001	S301	2

12895

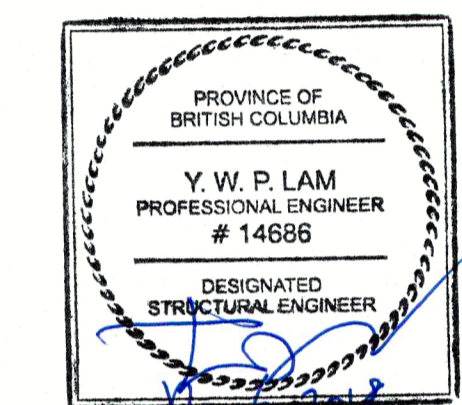


Consultant

RATIO



Seal



Revision/Revisión	Description/Description	Date/Date
2	100% TENDER	2018-12-08
1	98% PROGRESS	2018-10-26

Client/client

VETERANS AFFAIRS CANADA

PO BOX 7700 CHARLOTTETOWN, PE C1A 8M9

Project title/Titre du projet

1190 COLVILLE RD, ESQUIMALT, BC V9A 4P7

VETERANS CEMETERY, GOD'S ACRE NEW MAINTENANCE BUILDING

Consultant Signature Box Only

Designed by/Concept par **PL**

Drawn by/Dessiné par **TJV**

PWGSC Project Manager/Administrateur de Projets TPSGC

MASOOD DEZFOOLI

PWGSC, Regional Manager, Architectural and Engineering Services/Gestionnaire régionale, Services d'architectural et de génie, TPSGC

PREETIPAL PAUL

Drawing title/Titre du dessin

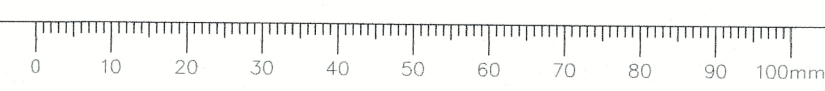
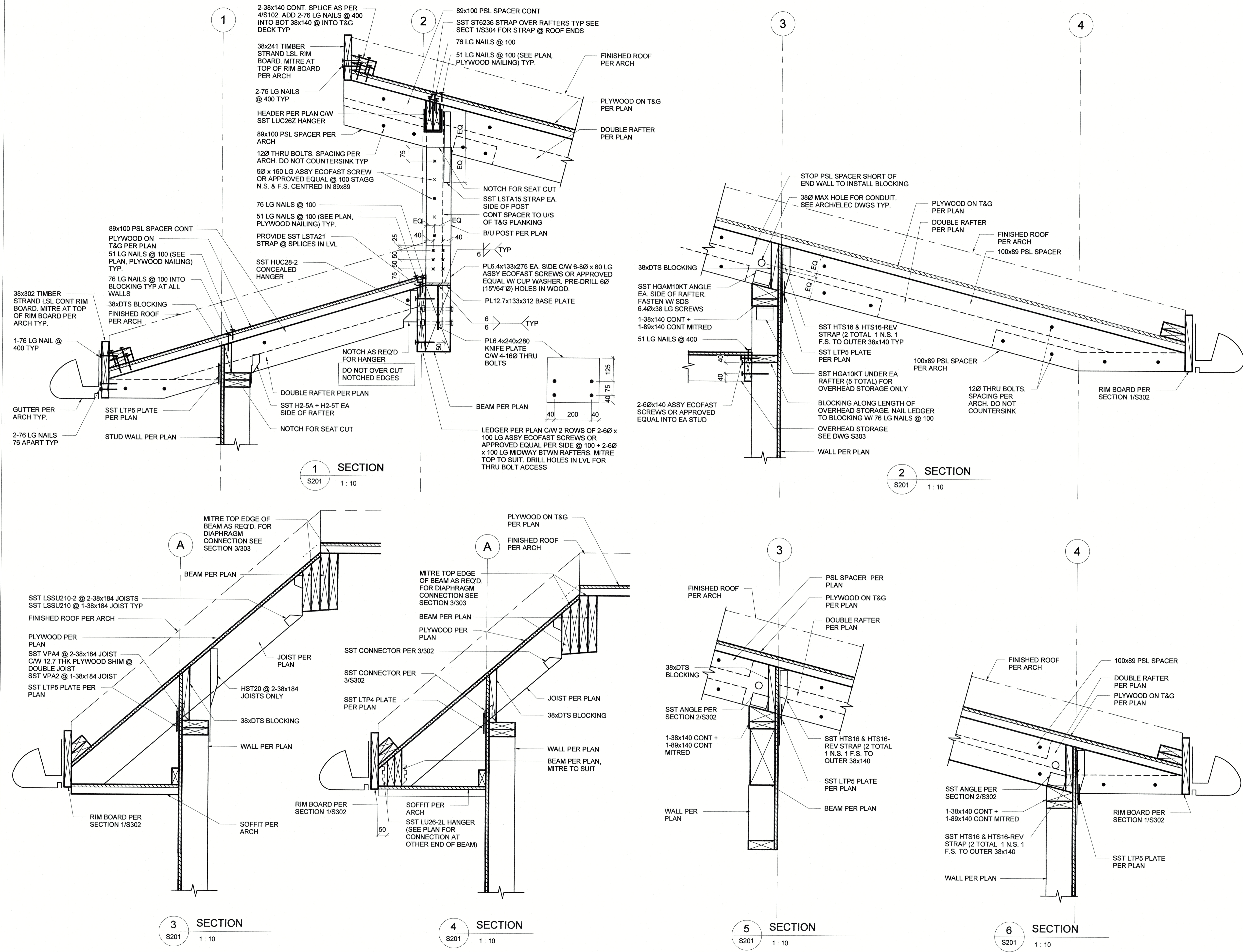
TIMBER SECTIONS & DETAILS

Project No./No. du projet / Sheet/ Feuille / Revision no./ La Révision no.

R.098470.001 S302 2


OF

12895




Consultant

RATIO



Seal



Revision/Revision	Description/Description	Date/Date
2	100% TENDER	2018-12-08

VETERANS AFFAIRS CANADA
PO BOX 7700 CHARLOTTETOWN, PE C1A 8M9

Project title/Titre du projet
1190 COLVILLE RD, ESQUIMALT, BC V9A 4P7

VETERANS CEMETERY, GOD'S ACRE NEW MAINTENANCE BUILDING

Consultant Signature Box Only

Designed by/Concept par
PL

Drawn by/Dessiné par
TJV

PWGSC Project Manager/Administrateur de Projets TPSGC
MASOOD DEZFOOLI

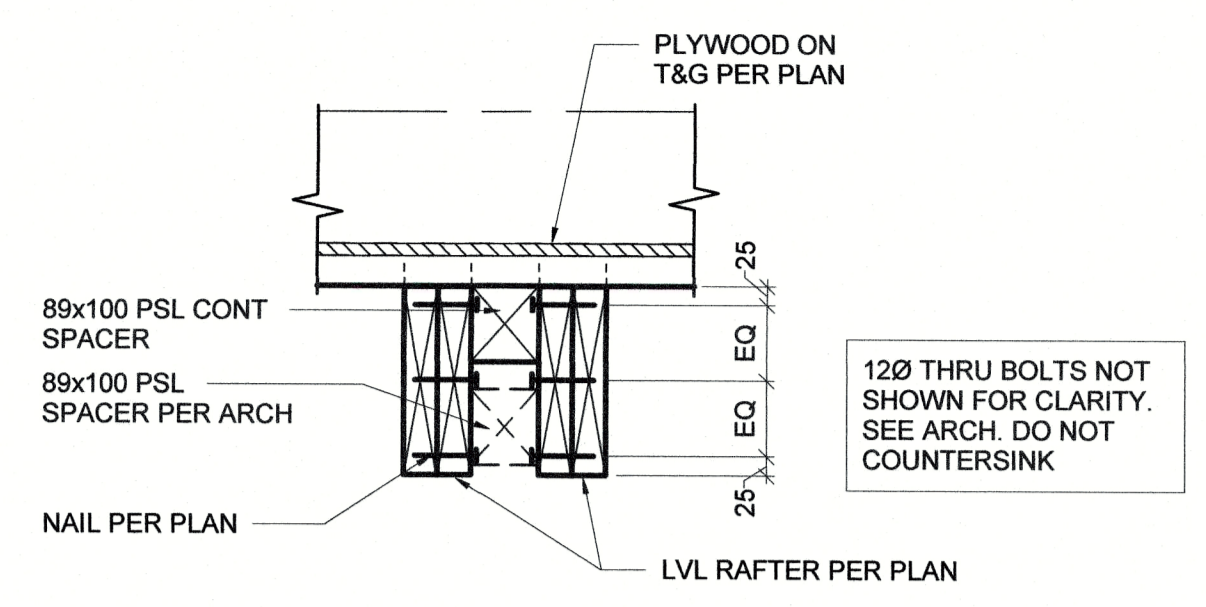
PWGSC, Regional Manager, Architectural and Engineering Services/ Gestionnaire régionale, Services d'architecture et de génie, TPSGC
PREETIPAL PAUL

Drawing title/Titre du dessin

TIMBER SECTIONS & DETAILS

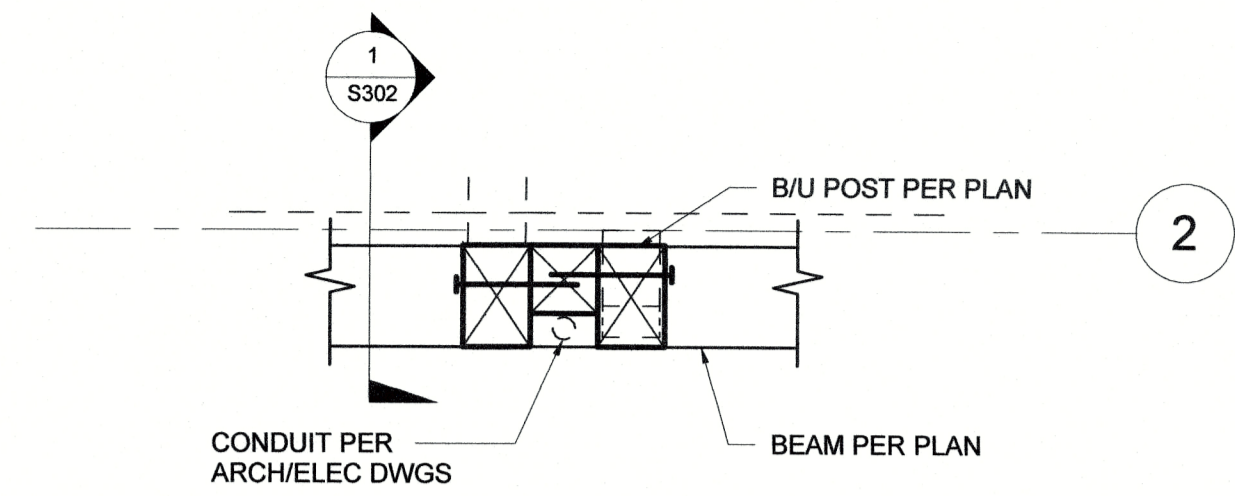
Project No./No. du projet	Sheet/ Feuille	Revision no./ La Révision no.
R.098470.001	S303	2

12895

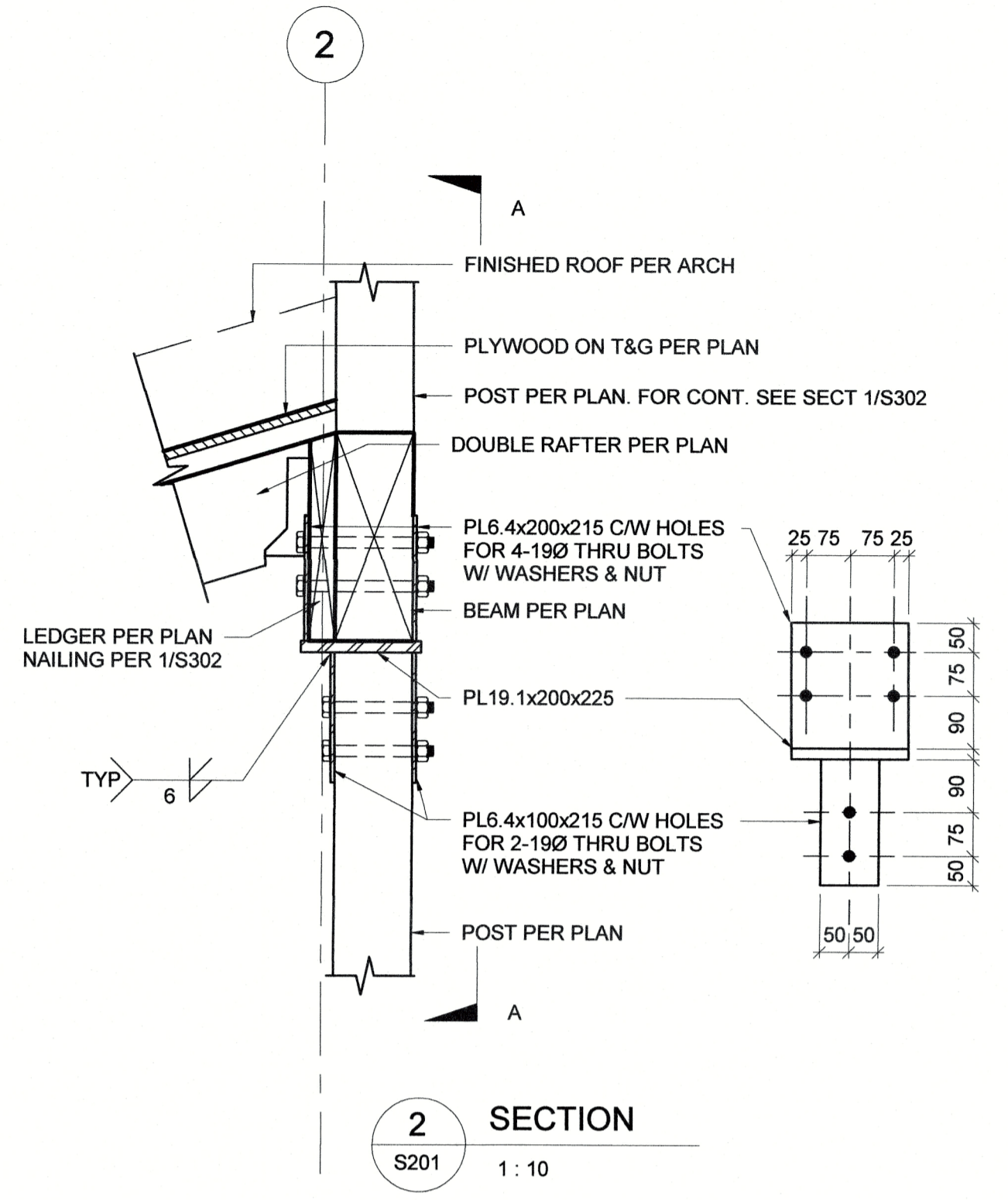


1 SECTION
S201 1:10

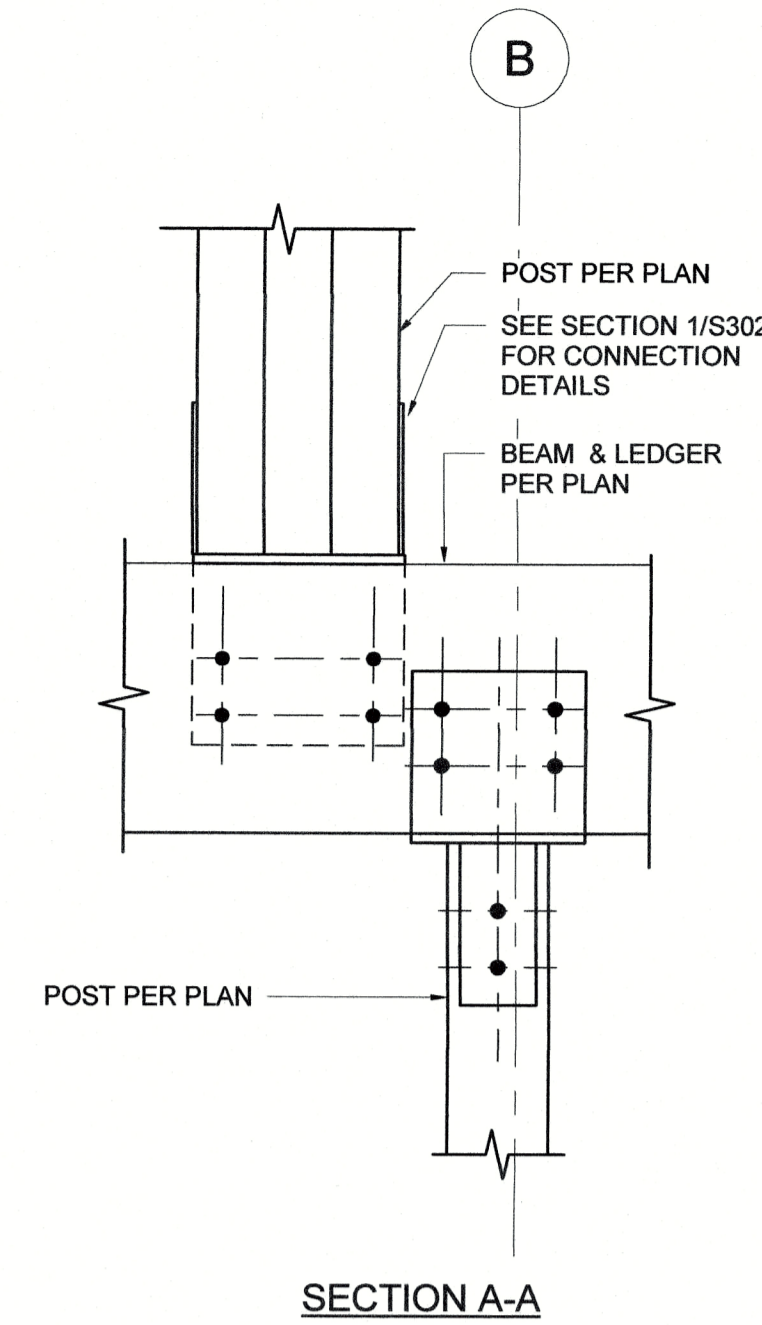
12Ø THRU BOLTS NOT SHOWN FOR CLARITY. SEE ARCH. DO NOT COUNTERSINK



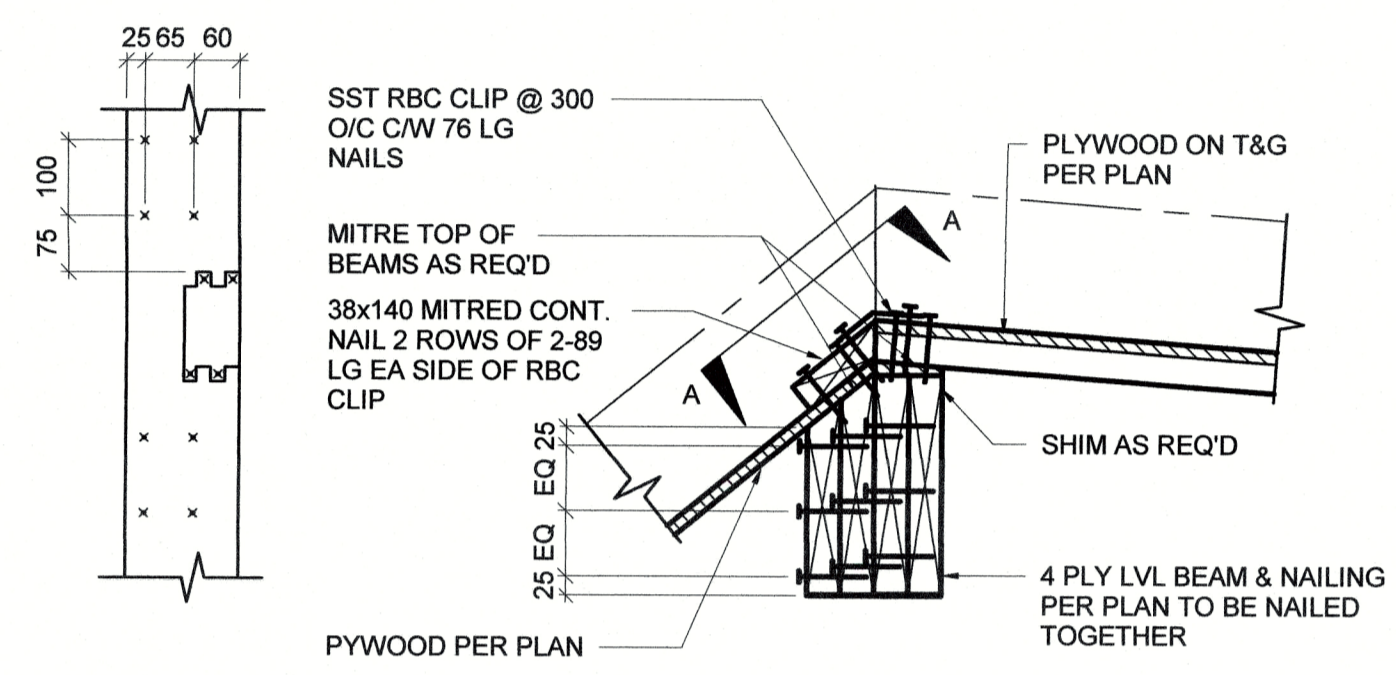
A DETAIL
S201 1:10



2 SECTION
S201 1:10

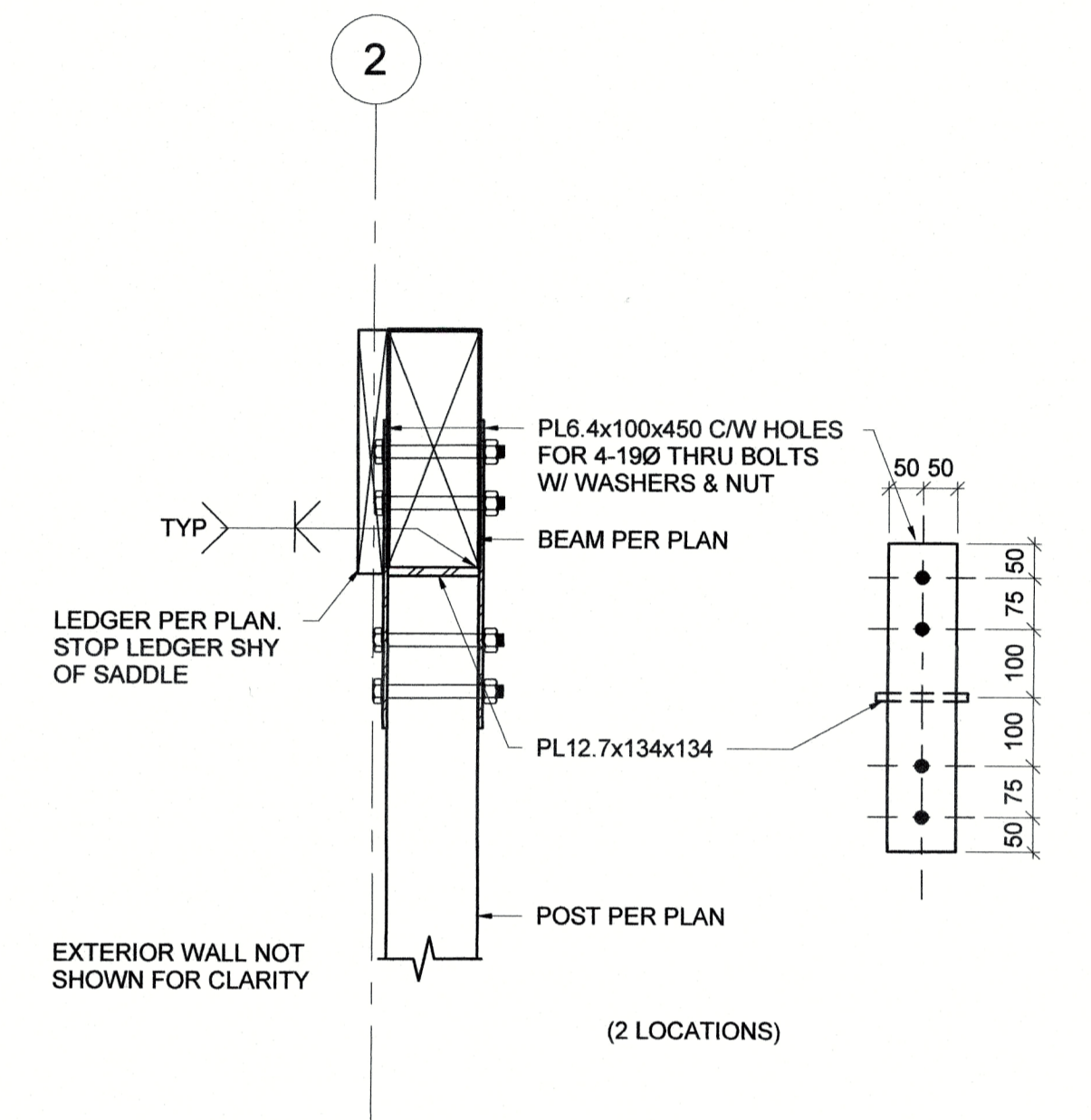


SECTION A-A

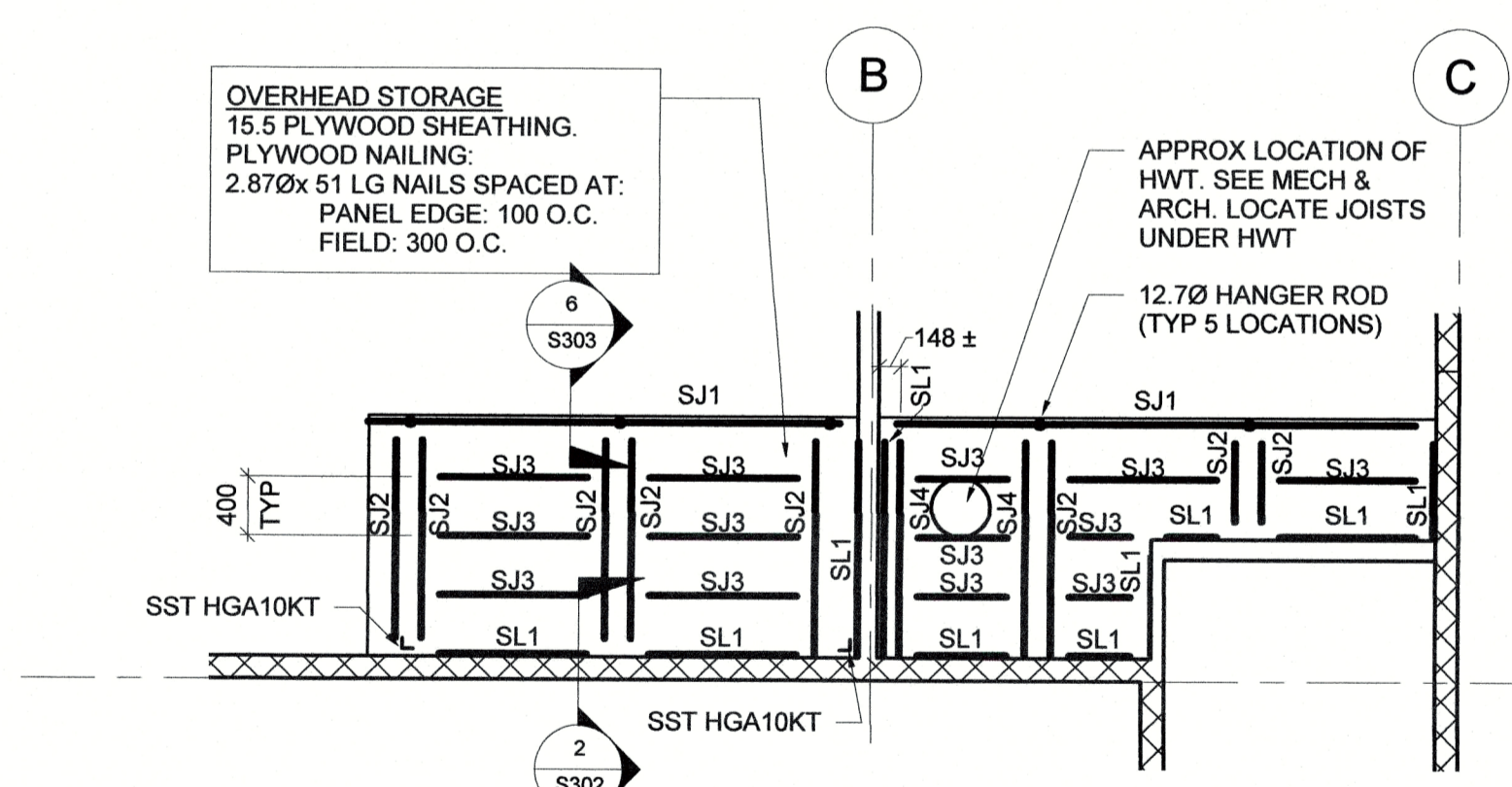


SECTION A-A

3 SECTION
S201 1:10



4 SECTION
S201 1:10

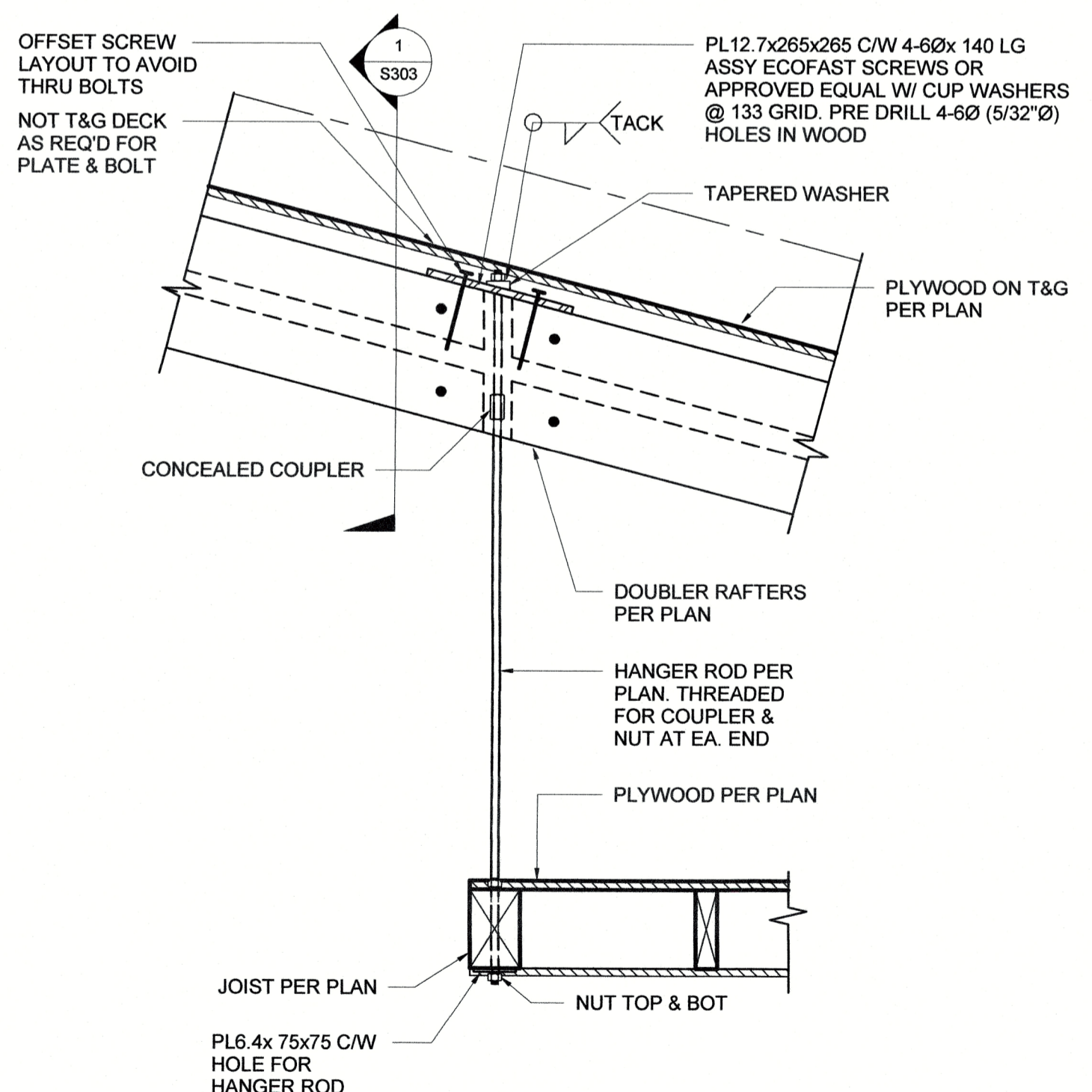


5 PARTIAL PLAN OVERHEAD STORAGE
1:50

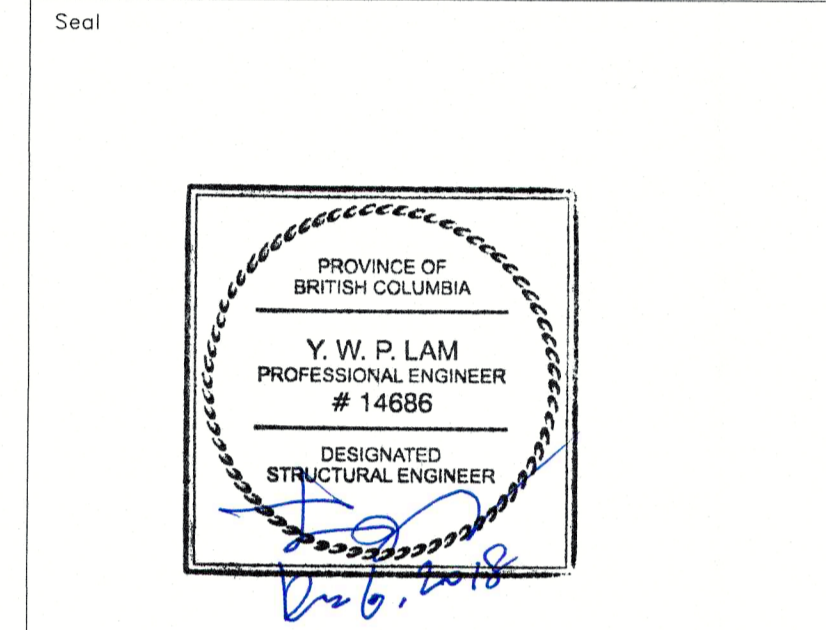

OVERHEAD STORAGE MEMBER SCHEDULE

Type Mark	Member Size	Comments
SJ1	89x140 JOIST	SST HUC46 EA. END ABUTTING WALL (SEE NOTE 1)
SJ2	38x140 JOIST	SST LUC26Z CONCEALED HANGER EA. END U.N.O.
SJ3	38 x140 JOIST	SST LU26L HANGER EA. END
SJ4	2-38 x140 JOIST	SST HUC26-2 CONCEALED HANGER EA. END
SL1	38 x140 LEDGER	SST A35 ANGLE EA. END U.N.O. ON PLAN (SEE NOTE 2)

NOTE:
1. HANGER ROD AT EA. RAFTER ABOVE. SEE SECTION 6/S303
2. 2-6Øx 140 ASSY ECOFAST OR APPROVED EQUAL SCREWS INTO EA STUD BTWN END SUPPORTS. PREDRILL 4-(5/32"Ø) HOLES. LEDGER INSTALL TIGHT TO WALL



6 SECTION
S201 1:10



Revision/Revision	Description/Description	Date/Date
2	100% TENDER	2018-12-06

VETERANS AFFAIRS CANADA
PO BOX 7700 CHARLOTTETOWN, PE C1A 8M9

Project title/Titre du projet
1190 COLVILLE RD, ESQUIMALT, BC V9A 4P7

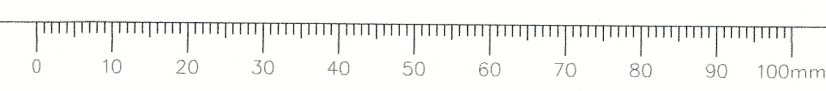
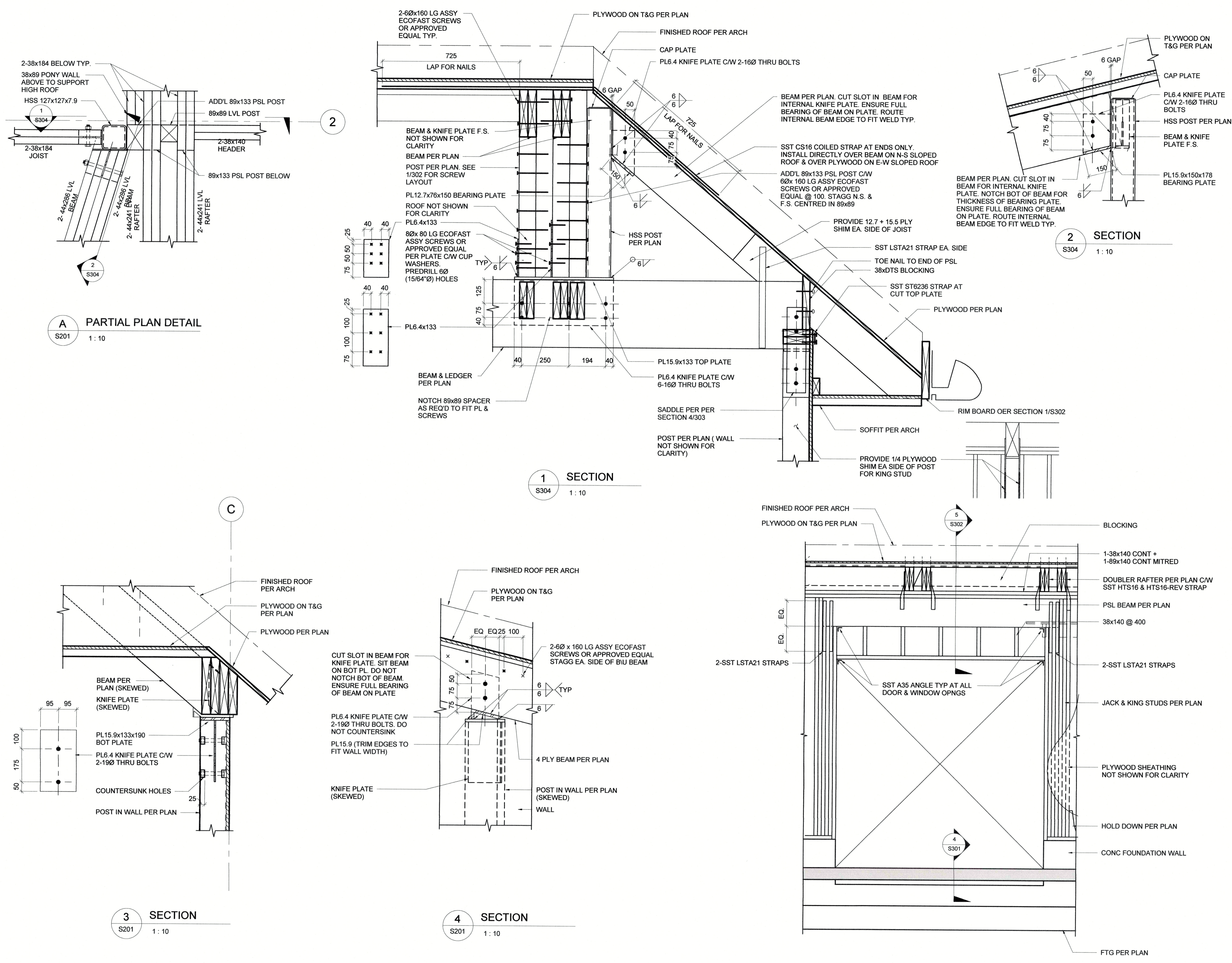
VETERANS CEMETERY, GOD'S ACRE NEW MAINTENANCE BUILDING

Consultant Signature Box Only
Designed by/Concept par **PL**
Drawn by/Dessiné par **TJV**
PWGSC Project Manager/Administrateur de Projets TPSGC
MASOOD DEZFOOLI
PWGSC, Regional Manager, Architectural and Engineering Services/Gestionnaire régionale, Services d'architecture et de génie, TPSGC
PREETIPAL PAUL
Drawing title/Titre du dessin

TIMBER SECTIONS & DETAILS



Project No./No. du projet R.098470.001	Sheet/ Feuille S304	Revision no./ La Révision no. 2
--	-------------------------------	---

12895



VETERANS CEMETERY, GOD'S ACRE NEW MAINTENANCE BUILDING AND ROAD PAVING.

MECHANICAL DRAWING LIST	
DRAWINGS NO.	DESCRIPTION
M000	COVER SHEET
M001	EQUIPMENT SCHEDULES AND ELECTRICAL MOTORLIST
M200	FOUNDATION PLAN
M201	GROUND FLOOR - PLUMBING PLAN
M400	GROUND FLOOR - HVAC PLAN
M800	STANDARD DETAILS



BUILDING LOADS				
DESCRIPTION	LOAD	UNITS	PIPE SIZE	NOTES
WATER				
DOMESTIC WATER	8.1	F.U.	20mm Ø	
DOMESTIC HOT WATER	2.5	F.U.	15mm Ø	
SANITARY DRAINAGE				
SANITARY	8.50	F.U.	100mm Ø	

SYMBOL SCHEDULE			
PIPING		SYSTEM MONITORING	
DEMOLITION	EXISTING	NEW	
			ROOM TEMPERATURE SENSOR
FITTINGS AND VALVES		DUCTWORK	
			SUPPLY OR OUTDOOR AIR DUCT UP
			SUPPLY OR OUTDOOR AIR DUCT DOWN
			RETURN AIR DUCT UP
			RETURN AIR DUCT DOWN
			RETURN AIR DUCT UP
			EXHAUST AIR DUCT DOWN
			TURNING VANES
			ACOUSTIC INSULATION
			BALANCING DAMPER (BD)
			BACKDRAFT DAMPER (BDD)
			MOTORIZED DAMPER (MD)
			FIRE DAMPER - VERTICAL (FD)
			FIRE DAMPER - HORIZONTAL (FD)
			DUCT OR PIPE CAP-OFF
			RETURN OR EXHAUST AIR GRILLE
			UNDER-CUT DOOR
			FIRE PROTECTION
			FIRE EXTINGUISHER
			EQUIPMENT TAGS
			GRILLE TYPE
			NECK / GRILLE SIZE
			AIR VOLUME (L/s)
			EQUIPMENT / FIXTURE TYPE
			GENERAL NOTE
			DRAWING REVISION
			DETAIL NUMBER
			DRAWING NUMBER
			SECTION NUMBER
			DRAWING NUMBER

Revision/Revision	Description/Description	Date/Date
5	ISSUED FOR TENDER	21/12/18

Client/client

Veterans Affairs Canada
 605 Robson St, Vancouver, BC V6B 5J3

Project title/Titre du projet
Esquimalt, BC

Veterans Cemetery, God's Acre New Maintenance Building and Road Paving

Consultant Signature Box Only

Designed by/Concept par
KH

Drawn by/Dessine par
BS

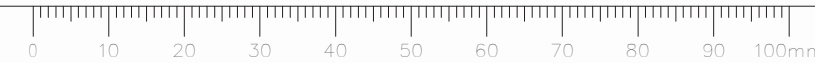
PWGSC Project Manager/Administrateur de Projets TPSGC
MASOOD DEZFOOLI

PWGSC, Regional Manager, Architectural and Engineering Services/
 Gestionnaire régional, services d'architectural et de génie, TPSGC
PREETIPAL PAUL

Drawing title/Titre du dessin

COVER SHEET

Project No./No. du projet	Sheet/ Feuille	Revision no./ La Révision no.
R.098470.001	M000	5
RATIO: 4068	OF 6	



Consultant

RATIO

AME Group
consulting mechanical engineers

Seal



5	ISSUED FOR TENDER	21/12/18
---	-------------------	----------

Revision/Revision	Description/Description	Date/Date
-------------------	-------------------------	-----------

Client/client

Veterans Affairs Canada

605 Robson St, Vancouver, BC V6B 5J3

Project title/Titre du projet

Esquimalt, BC

Veterans Cemetery, God's Acre New Maintenance Building and Road Paving

Consultant Signature Box Only

Designed by/Concept par
KEVIN HEUMAN

Drawn by/Dessiné par
BEN SLEIVERT

PWGSC Project Manager/Administrateur de Projets TPSSC
MASOOD DEZFOOLI

PWGSC, Regional Manager, Architectural and Engineering Services/Gestionnaire régional, services d'architectural et de génie, TPSSC
PREETIPAL PAUL

Drawing title/Titre du dessin

EQUIPMENT SCHEDULES AND ELECTRICAL MOTORLIST

Project No./No. du projet R.098470.001 RATIO: 4068	Sheet/ Feuille M001 OF 6	Revision no./ La Révision no. 5
---	---------------------------------------	---

EQUIPMENT TAG	LOCATION	SERVICE	MANUFACTURER	TYPE	MODEL	ELEC. LOAD (KW)	POWER (V/PHZ)	REMARKS
DHWT-1	STORAGE ABOVE OFFICE	OFFICE SINK/ WASHROOM LAV	BRADFORD WHITE	LOWBOY	LE120L3-3	1.5	120/1/60	ALL

NOTES:
 1. RATED FOR POTABLE WATER
 2. GLASS LINED
 3. CSA CERTIFIED AND ASME RATED T&P RELIEF VALVE
 4. TEMPERATURE CONTROL ADJUSTABLE FROM 120F TO 180F
 5. 150 PSI WORKING PRESSURE WITH HIGH DENSITY ANODE ROD.
 6. SURFACE MOUNTED THERMOSTAT AND HIGH TEMPERATURE CUTOFF SWITCH.
 7. MEET OR EXCEED ASHRAE 90.1-2010 ENERGY REQUIREMENTS
 8. SEISMIC RESTRAINT - BRACING TO STRUCTURE REQUIRED.

PLUMBING FIXTURES		
EQUIPMENT TAG	LOCATION	SERVICE
HB-1	NEW	WATTS HB-1. BRASS HOSE BIBB

NOTE:
 1 PRIME ALL FLOOR DRAINS

EQUIPMENT TAG	QTY	LOCATION	SERVICE	BACKFLOW PREVENTOR TYPE	MANUFACTURER	MODEL NO.	SIZE (MM)	MAX WORKING PRESS. (KPA)	NOTES
BFP-1	1	OUTSIDE IN VAULT W/WATER METER	BUILDING	DCVA	WATTS	LF007	40		1,2,4
BFP-2	1	OFFICE	WATER FILTER	RPBA	WATTS	LF009	15		1,2,3,4

NOTES:
 1 LEAD FREE (NO EXCEPTIONS)
 2 PROVIDE AIR GAP CONNECTION FITTING
 3. PIPE TO NEAREST DRAIN C/W AIR GAP.
 4. MOUNT TO CSA REQUIREMENTS

UNIT NUMBER	QTY	UNIT DESCRIPTION	UNIT LOCATION	ELEC LOAD			VOLT	PH	EQUIPMENT			STARTER			CONTROL			NOTES		
				MCA	KW	HP			S	I	C	S	I	C	TYPE	S	I		C	TYPE
DOMESTIC HOT WATER TANK (ELECTRIC)																				
DHWT-1	1	ELECTRIC DOMESTIC WATER HEATER	IN STORAGE ABOVE KITCHEN		1.5		120	1	M	M	E	M	M	M	INT	M	M	M	-	1
FAN																				
EF-1	1	INLINE EXHAUST FAN	GARAGE/STORAGE			1/6	115	1	M	M	E	E	E	E	MAG	E	E	E	SW	1
EF-2	1	CEILING EXHAUST FAN	FUEL STORAGE CLOSET			1/6	115	1	M	M	E	E	E	E	MAG	E	E	E	SW	1,2
ELECTRIC RADIANT PANEL																				
	2	375W RADIANT PANEL	OFFICE		0.375		120	1												1,4
	1	310W RADIANT PANEL	UNIVERSAL W.C		0.31		120	1												1,4
	2	250W RADIANT PANEL	GARAGE/STORAGE		0.25		120	1												1,4
HEAT RECOVERY VENTILATOR																				
HRV-1	1	HRV - LIFE BREATH 155-MAX	IN BULKHEAD ABOVE KITCHEN		0.118		115	1	M	M	E	E	E	E	HOA	E	E	E	OC	1,3
KITCHEN ACCESSORIES																				
	1	OWNER SUPPLIED WATER CHILLER	UNDER SINK - OWNER SUPPLIED		TBC		120	1												
	1	OWNER SUPPLIED HOT WATER DISPENSER	UNDER SINK - OWNER SUPPLIED		TBC		120	1												

MAN = MANUAL STARTER
 HOA = MAGNETIC STARTER C/W HAND/OFF/AUTO SWITCH & AUX STATUS CONTACTS
 MAG = MAGNETIC STARTER C/W AUX STATUS CONTACTS
 INT = INTEGRAL PART OF UNIT
 VFD = VARIABLE FREQUENCY DRIVE
 SENSOR = CONTROLLED BY CO/NO2 SENSORS
 SW = WIRED TO WALL SWITCH/STARTER (SUPPLIED AND WIRED BY ELECTRICAL)
 TSTAT = CONTROLLED BY THERMOSTAT (120v) (SUPPLIED BY MECHANICAL AND WIRED BY ELECTRICAL)
 RSTAT = CONTROLLED BY REVERSE ACTING THERMOSTAT (120v) (SUPPLIED BY MECH AND WIRED BY ELEC)
 DDC = CONTROLLED BY DDC SYSTEM
 CP = CONTROL PANEL
 SAT = SUPPLY AIR TEMPERATURE THERMOSTAT
 FAP = FIRE ALARM PANEL
 CONT = EQUIPMENT RUNS CONTINUOUSLY
 PCS = PACKAGED CONTROL SYSTEM
 TC = TIMECLOCK SWITCH
 OC = OCCUPANCY SENSORS SUPPLIED AND INSTALLED BY ELECTRICAL, REFER TO S.O.O ON THIS PAGE

NOTES:
 1) ALL DISCONNECT SWITCHES BY ELECTRICAL
 2) MOUNT ON/OFF SWITCH ON FAN. FAN TO RUN CONTINUOUSLY.
 3) REFER TO HRV SEQUENCE OF OPERATIONS, ON THIS PAGE
 4) REFER TO ELEC. DRAWINGS FOR RADIANT PANEL LOCATIONS.

HRV SEQUENCE OF OPERATIONS (S.O.O)

1. HRV HOA SWITCH (SUPPLIED AND INSTALLED BY ELEC) IN "HAND" MODE. UNIT SHALL START AND RUN CONTINUOUSLY.

2. HRV HOA SWITCH IN "AUTO" MODE. UNIT SHALL START AND RUN ONLY WHEN OCCUPANCY SENSOR (WITH PRESCRIBED MINIMUM RUN TIME OF 15 MINUTES) DETECTS MOTION IN OFFICE OR WASHROOM.

3. HRV HOA SWITCH IN "OFF" POSITION. UNIT SHALL TURN OFF AND REMAIN OFF.

RADIANT PANEL SCHEDULE						
EQUIPMENT TAG	SERVICE	MANUFACTURER	MODEL	MOUNTING TYPE	HEAT OUTPUT (W)	NOTES
RP-1	UNIVERSAL W.R	QMARK	CP311	WALL	310	ALL
RP-2	OFFICE	QMARK	CP371	WALL	375	ALL
RP-3	STORAGE	QMARK	CP251	WALL	250	ALL

NOTES:
 1. COLOUR, SIZE, CAPACITY TO BE VERIFIED BY ELEC/ARCH.
 2. SHOP DRAWING FOR REVIEW BY ARCH, ELEC + MECH TO BE PROVIDED.

EQUIPMENT TAG	QTY	SERVICE	LOCATION	TYPE	MANUFACTURER	MODEL	AIR FLOW (CFM)	E. S. P. (IN WG)	FAN (RPM)	DRIVE TYPE	SOUND LEVEL (SONES)	WEIGHT (LBS)	NOTES
EF-1	1	EXHAUST	GARAGE/STORAGE	INLINE EXHAUST	GREENHECK	SQ-65-VG	200	0.2	1,725	DIRECT	5.3	26.0	1,2,3,4
EF-2	1	EXHAUST	GAS TANK STORAGE	INLINE EXPLOSION PROOF FAN	COOK	TCN-B	50	0.2	986	BELT	2.6	168.0	ALL

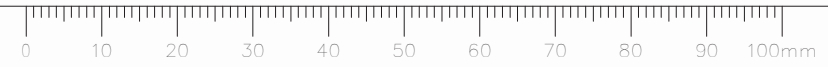
NOTES:
 1 ACOUSTIC LINED CABINET.
 2 REFER TO MOTORLIST FOR ELECTRICAL REQUIREMENTS.
 3 SEISMIC BRACING - MINIMUM 2 CABLES ATTACHED INDEPENDENTLY TO STRUCTURE.
 4 TRANSITION BETWEEN FAN AND LOUVER/GRILLE AS REQUIRED.
 5 C/W EXPLOSION PROOF DISCONNECT FROM FACTORY
 6 C/W SHAFT SEAL FROM FACTORY
 7 C/W BELT GUARD FROM FACTORY
 8 AMCA TYPE B SPARK RESISTANT CONSTRUCTION

DIFFUSERS AND GRILLES					
EQUIPMENT TAG	DESCRIPTION/TYPE	MANUFACTURER	SERVICE	MODEL NUMBER	NOTES
SG-1	DOUBLE DEFLECTION SUPPLY GRILLE	EH PRICE	SUPPLY	520	ALL
L-1	LOUVER	EH PRICE	INTAKE/EXHAUST	DE635	ALL
RG-1	RETURN GRILLE	EH PRICE	EXHAUST	85	ALL

NOTES:
 1 PROVIDE DIFFUSERS AND GRILLES WITH BORDER STYLES THAT ARE COMPATIBLE WITH ADJACENT WALLS AND CEILING SYSTEMS. REFER TO ARCHITECTURAL DRAWINGS.
 2 NC LEVELS BASED ON OCTAVE BANDS 2-7 SOUND POWER LEVELS MINUS A ROOM ABSORPTION OF 10 DB, MEASURED PER ASHRAE 70-91.
 3 CUSTOM COLOUR OF PRODUCT TO BE SELECTED BY THE ARCHITECT DURING THE SHOP DRAWINGS SUBMITTAL PROCESS.

HEAT RECOVERY UNIT SCHEDULE	
EQUIPMENT TAG	NOTES
HRV-1	4. VIBRATION ISOLATION FOR BOTH FANS
OFFICE	5. TRANSITION AND CONNECT TO HRV AS REQUIRED
MAINTENANCE SHED HEAT RECOVERY	6. MAINTAIN RECOMMENDED MANUFACTURE CLEARANCES
LIFEBREATH	7. SEISMIC BRACING - FOUR SEISMIC CABLES FROM FOUR CORNERS TO STRUCTURE
155 MAX	
115/1/60	
-	
375x854x476	
32	
66	
62	
66	
62	
ALL	

NOTES:
 1. STATIC PLATE TYPE FOR HEAT TRANSFER
 2. SIDE ACCESS
 3. RECIRCULATING DAMPER DEFROST



Consultant

RATIO

AME Group
consulting mechanical engineers

Seal



5	ISSUED FOR TENDER	21/12/18
---	-------------------	----------

Revision/	Description/Description	Date/Date
-----------	-------------------------	-----------

Client/client

Veterans Affairs Canada

605 Robson St, Vancouver, BC V6B 5J3

Project title/Titre du projet

Esquimalt, BC

Veterans Cemetery, God's Acre New Maintenance Building and Road Paving

Consultant Signature Box Only

Designed by/Concept par

KEVIN HEUMAN

Drawn by/Dessiné par

BEN SLEIVERT

PWGSC Project Manager/Administrateur de Projets TPSGC

MASOOD DEZFOOLI

PWGSC Regional Manager, Architectural and Engineering Services/

Gestionnaire régionale, services d'architectural et de génie, TPSGC

PREETIPAL PAUL

Drawing title/Titre du dessin

FOUNDATION PLAN

Project No./No. du projet	Sheet/ Feuille	Revision no./ La Révision no.
---------------------------	----------------	-------------------------------

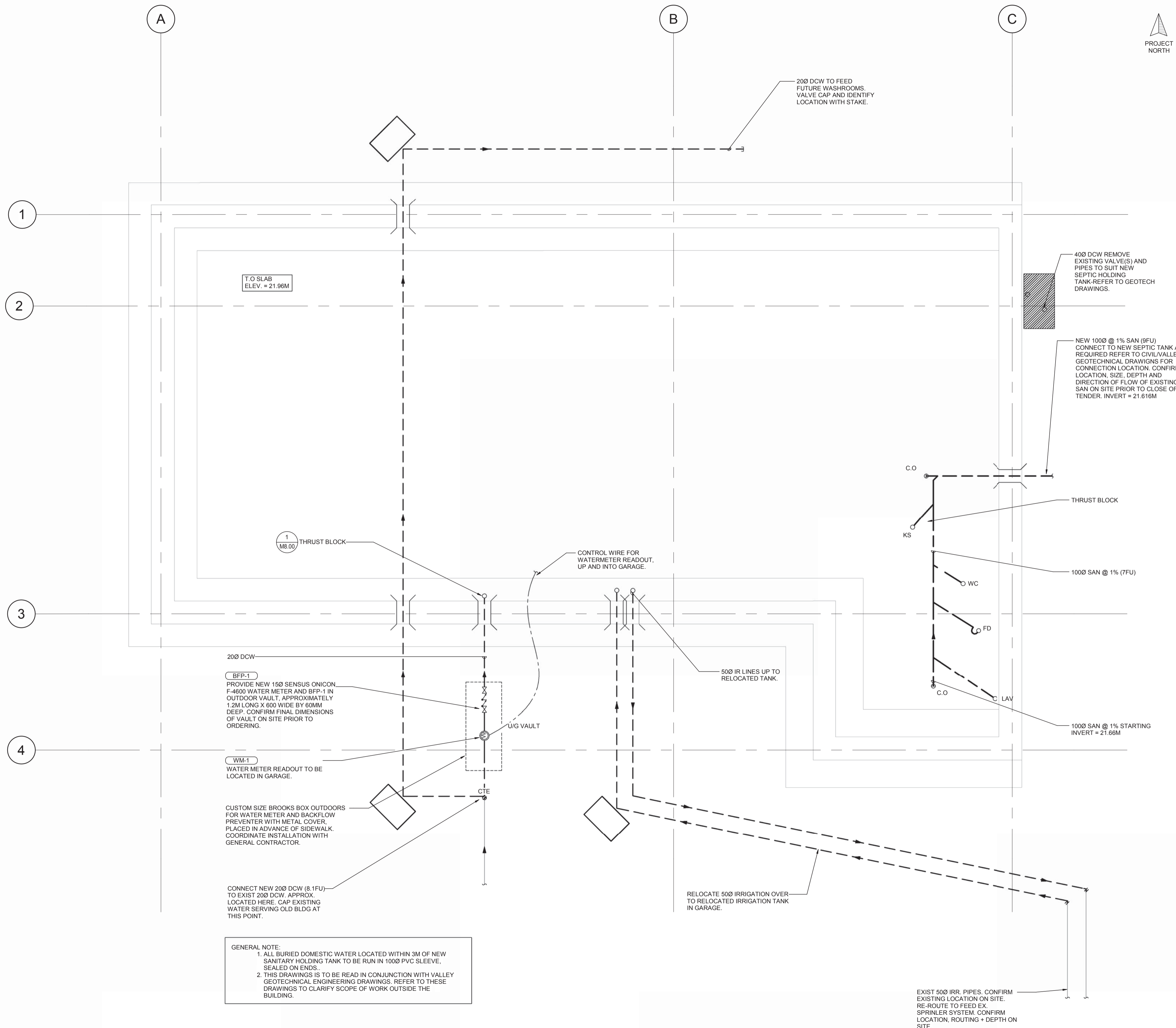
R.098470.001

M200

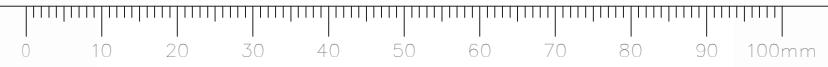
5

RATIO: 4068

OF 6



1 FOUNDATION PLAN
M200 SCALE: 1: 25



Consultant

RATIO

AME Group
consulting mechanical engineers

Seal



5	ISSUED FOR TENDER	21/12/18
---	-------------------	----------

Revision/Revision	Description/Description	Date/Date

Client/client

Veterans Affairs Canada

605 Robson St, Vancouver, BC V6B 5J3

Project title/Titre du projet

Esquimalt, BC

Veterans Cemetery, God's Acre New Maintenance Building and Road Paving

Consultant Signature Box Only

Designed by/Concept par

KEVIN HEUMAN

Drawn by/Dessiné par

BEN SLEIVERT

PWGSC Project Manager/Administrateur de Projets TPSPC

MASOOD DEZFOOLI

PWGSC, Regional Manager, Architectural and Engineering Services/Gestionnaire régional, services d'architectural et de génie, TPSPC

PREETIPAL PAUL

Drawing title/Titre du dessin

GROUND FLOOR - PLUMBING PLAN

Project No./No. du projet

R.098470.001

RATIO: 4068

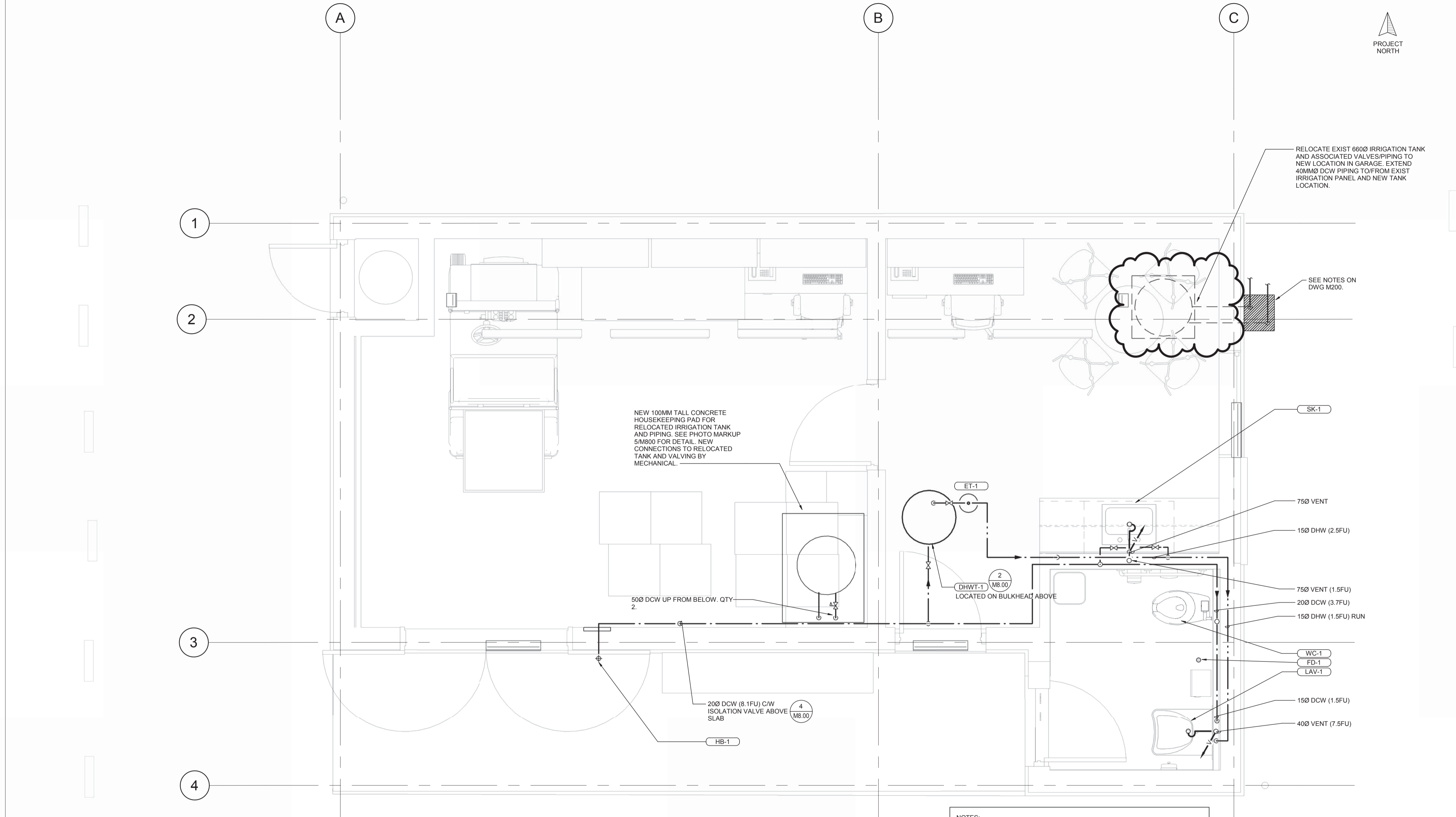
Sheet/ Feuille

M201

OF 6

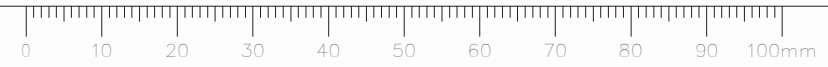
Revision no./ La Révision no.

5



1 GROUND FLOOR - PLUMBING PLAN
M201 SCALE: 1 : 25

NOTES:
 1. PRIME ALL FDS WITH 1/2" Ø DCW.
 2. ALL DOMESTIC WATER INSULATED FULL LENGTH. REFER TO SPECS FOR FINISHES.
 3. MOUNT/INSTALL BFPS TO CRD REQUIREMENTS. IDENTIFY ANY ISSUES OR SUGGESTIONS FOR PROPER MOUNTING PRIOR TO CLOSE OF TENDER.
 4. PVC CLAD ALL EXPOSED DOMESTIC WATER AS PER SPECS.



Consultant

RATIO

AME Group
consulting mechanical engineers

Seal



5	ISSUED FOR TENDER	21/12/18
---	-------------------	----------

Revision/Revision	Description/Description	Date/Date

Client/client

Veterans Affairs Canada

605 Robson St, Vancouver, BC V6B 5J3

Project title/Titre du projet

Esquimalt, BC

Veterans Cemetery, God's Acre New Maintenance Building and Road Paving

Consultant Signature Box Only

Designed by/Concept par

KEVIN HEUMAN

Drawn by/Dessiné par

BEN SLEIVERT

PWGSC Project Manager/Administrateur de Projets TPSCG

MASOOD DEZFOOLI

PWGSC, Regional Manager, Architectural and Engineering Services/Gestionnaire régional, services d'architectural et de génie, TPSCG

PREETIPAL PAUL

Drawing title/Titre du dessin

GROUND FLOOR - HVAC PLAN

Project No./No. du projet

R.098470.001

RATIO: 4068

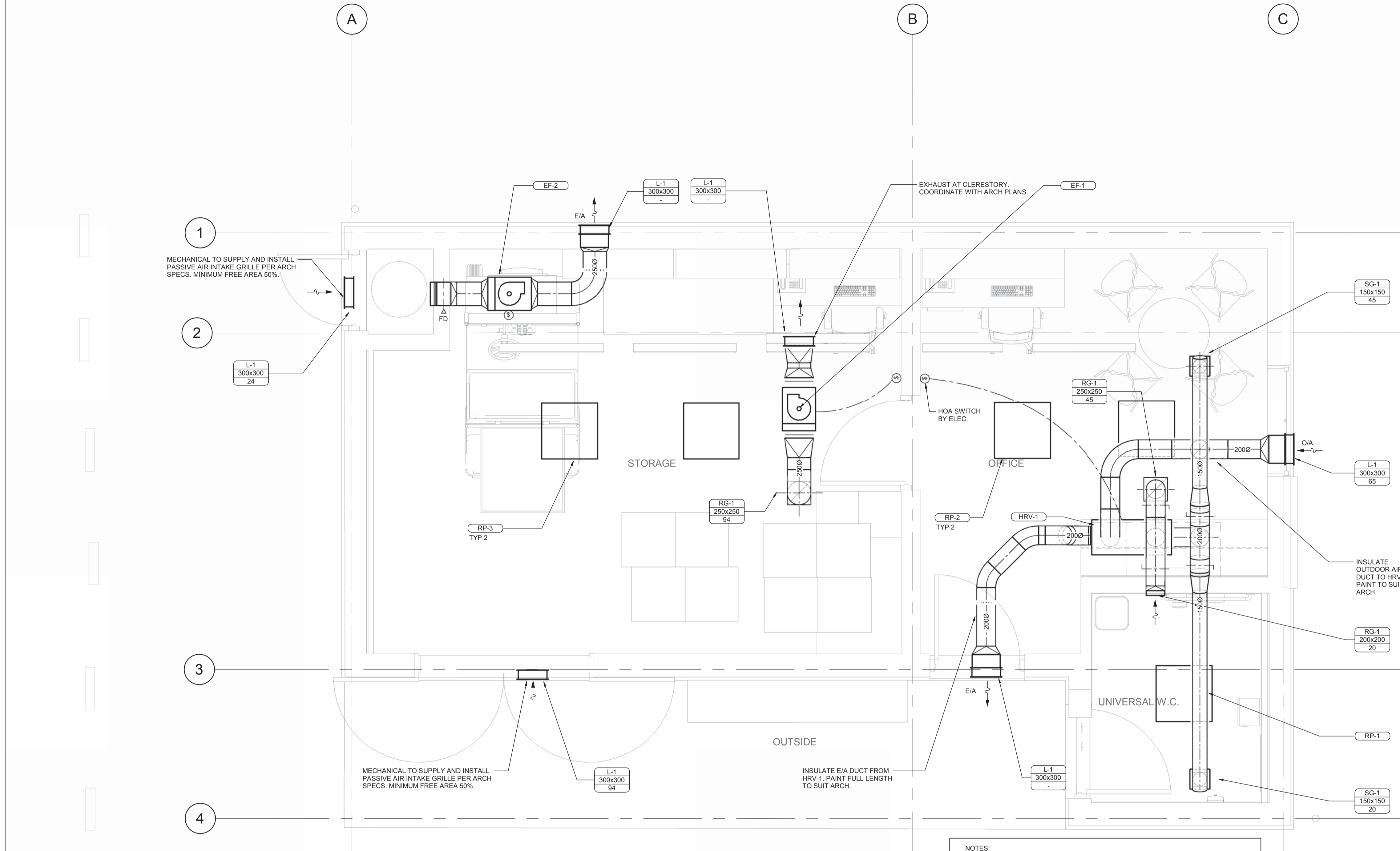
Sheet/Feuille

M400

OF 6

Revision no./La Révision no.

5



1 GROUND FLOOR - HVAC PLAN
SCALE: 1 : 25

NOTES:
1. ALL OUTSIDE AIR AND EXHAUST AIR DUCTWORK INSULATED FULL LENGTH. REFER TO SPECS FOR FINISHES.
2. SEISMIC CABLES (2) FOR ALL HANGING GRILLES, DIFFUSERS AND EXHAUST FANS, INDEPENDENTLY FASTENED TO STRUCTURE.
3. SEISMIC CABLES (4) FOR HRV INDEPENDENTLY FASTENED TO STRUCTURE.

Consultant

RATIO

AME Group
consulting mechanical engineers

Seal



5	ISSUED FOR TENDER	21/12/18
---	-------------------	----------

Revision/Revision	Description/Description	Date/Date

Client/client

Veterans Affairs Canada

605 Robson St, Vancouver, BC V6B 5J3

Project title/Titre du projet

Esquimalt, BC

Veterans Cemetery, God's Acre New Maintenance Building and Road Paving

Consultant Signature Box Only

Designed by/Concept par

KEVIN HEUMAN

Drawn by/Dessiné par

BEN SLEIVERT

PWGSC Project Manager/Administrateur de Projets TPSCG

MASOOD DEZFOOLI

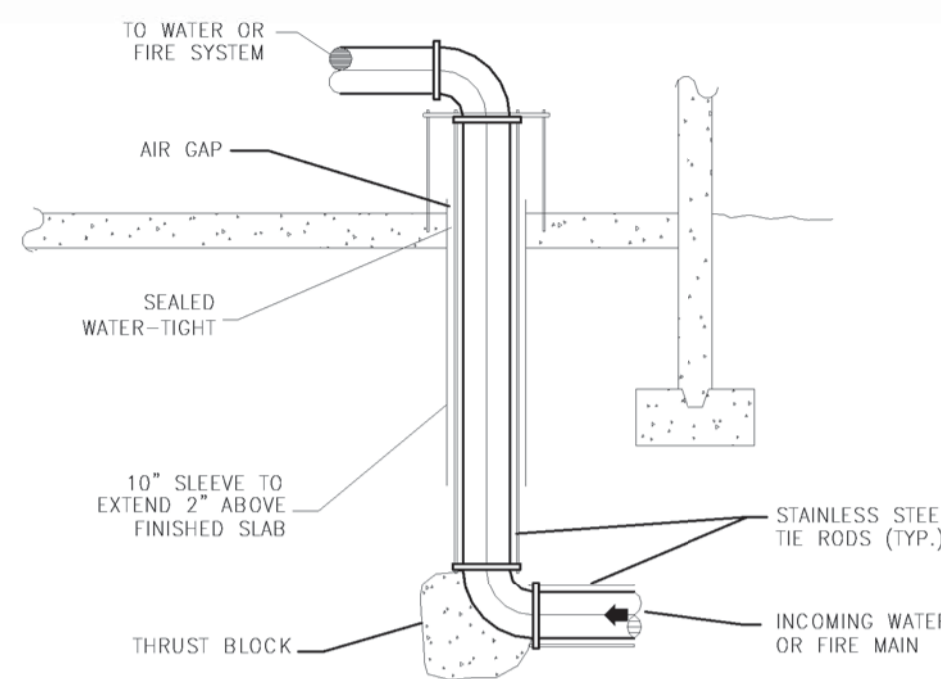
PWGSC, Regional Manager, Architectural and Engineering Services/Gestionnaire régional, services d'architecture et de génie, TPSCG

PREETIPAL PAUL

Drawing title/Titre du dessin

STANDARD DETAILS

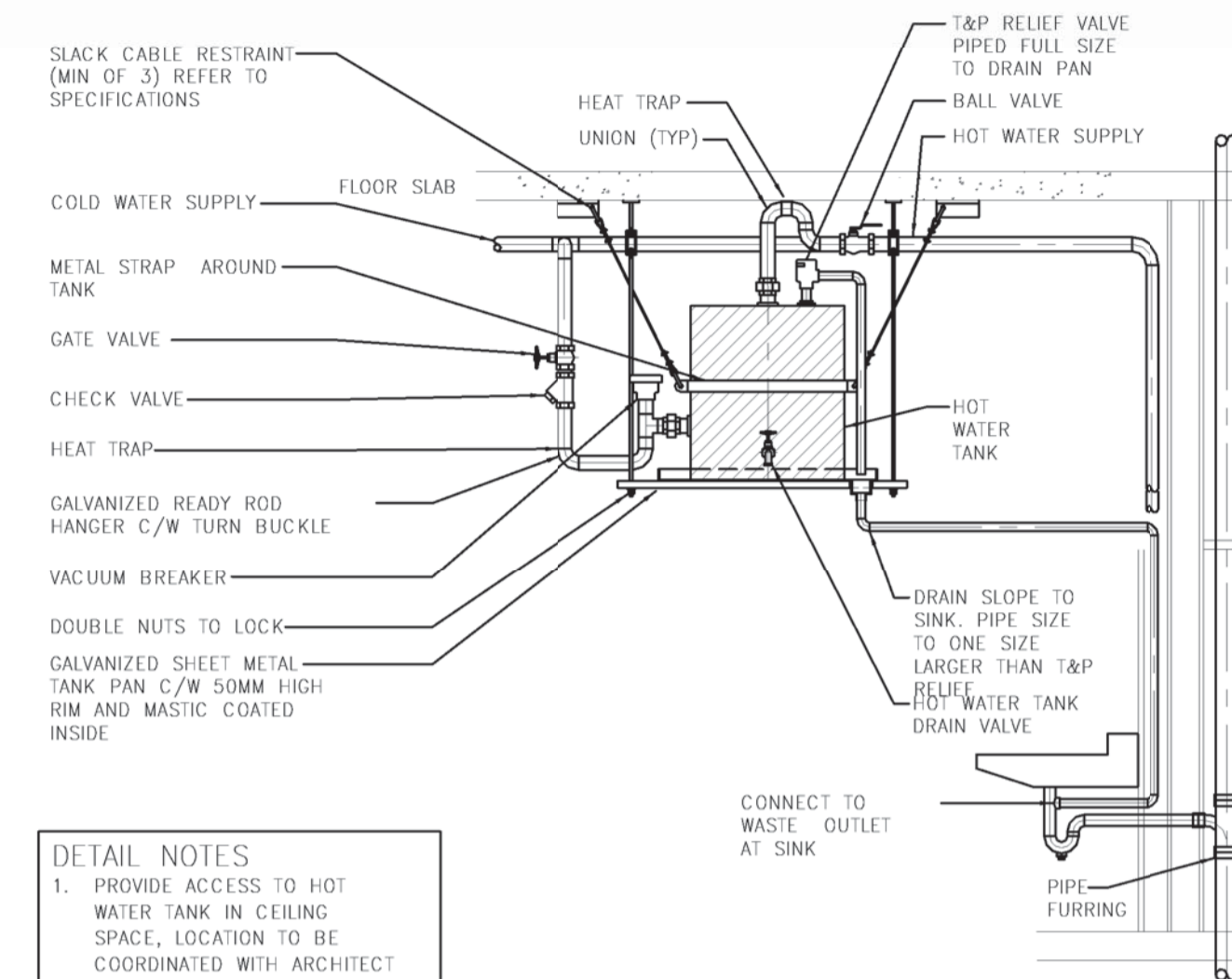
Project No./No. du projet	Sheet/Feuille	Revision no./La Révision no.
R.098470.001	M800	5
RATIO: 4068	OF 6	



NOTE:

- REFER TO DRAWINGS FOR LOCATION AND PIPE SIZES
- REFER TO SPRINKLER STATION DETAIL FOR FIRE SYSTEM INFORMATION
- PROVIDE ALL BRACKETS, SUPPORTS AND HANGERS AS REQUIRED

4 WATER ENTRY DETAIL
SCALE: NTS



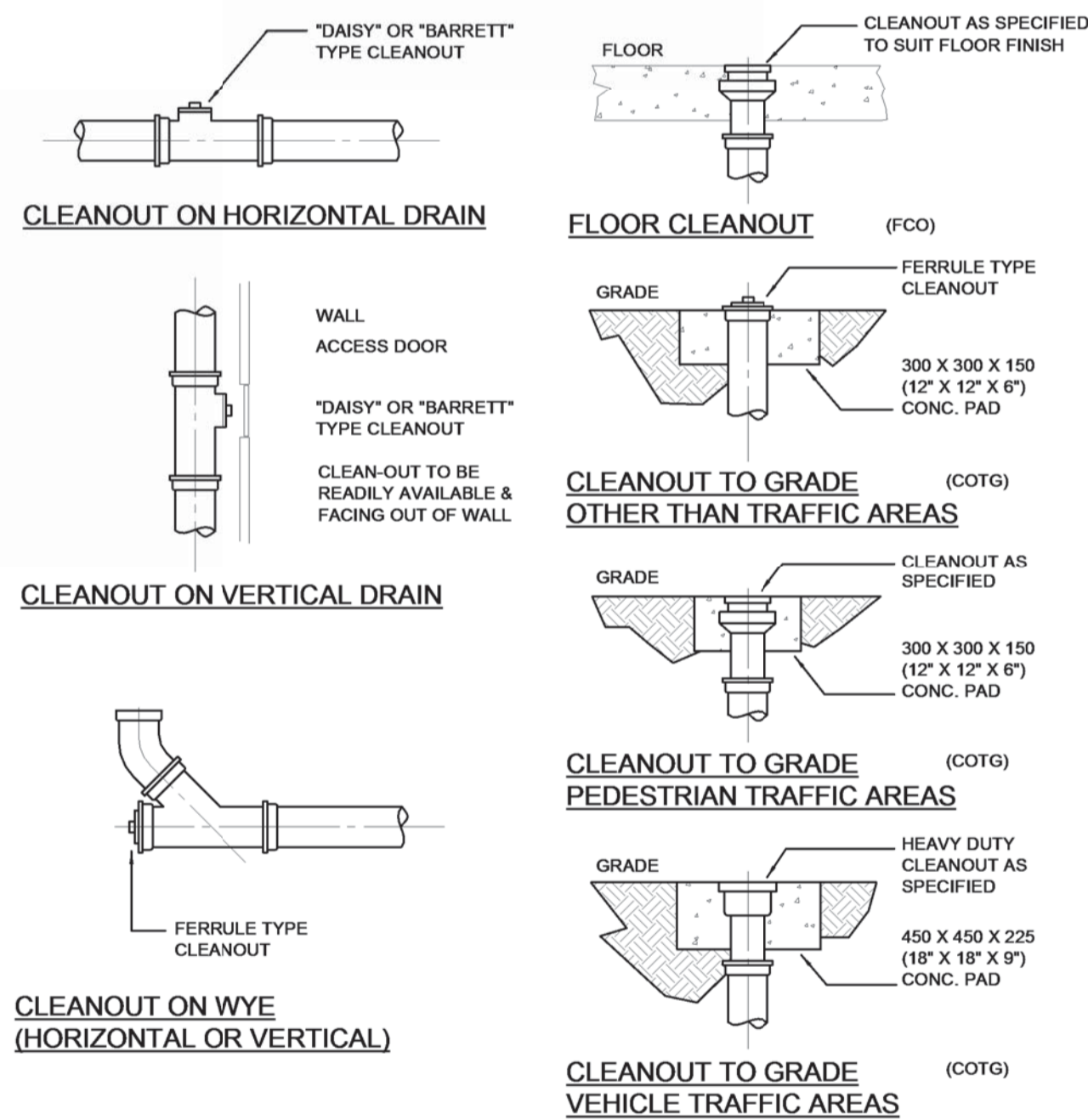
DETAIL NOTES

- PROVIDE ACCESS TO HOT WATER TANK IN CEILING SPACE, LOCATION TO BE COORDINATED WITH ARCHITECT
- INSTALL TANK AS HIGH AS POSSIBLE TO UNDERSIDE OF STRUCTURE ABOVE

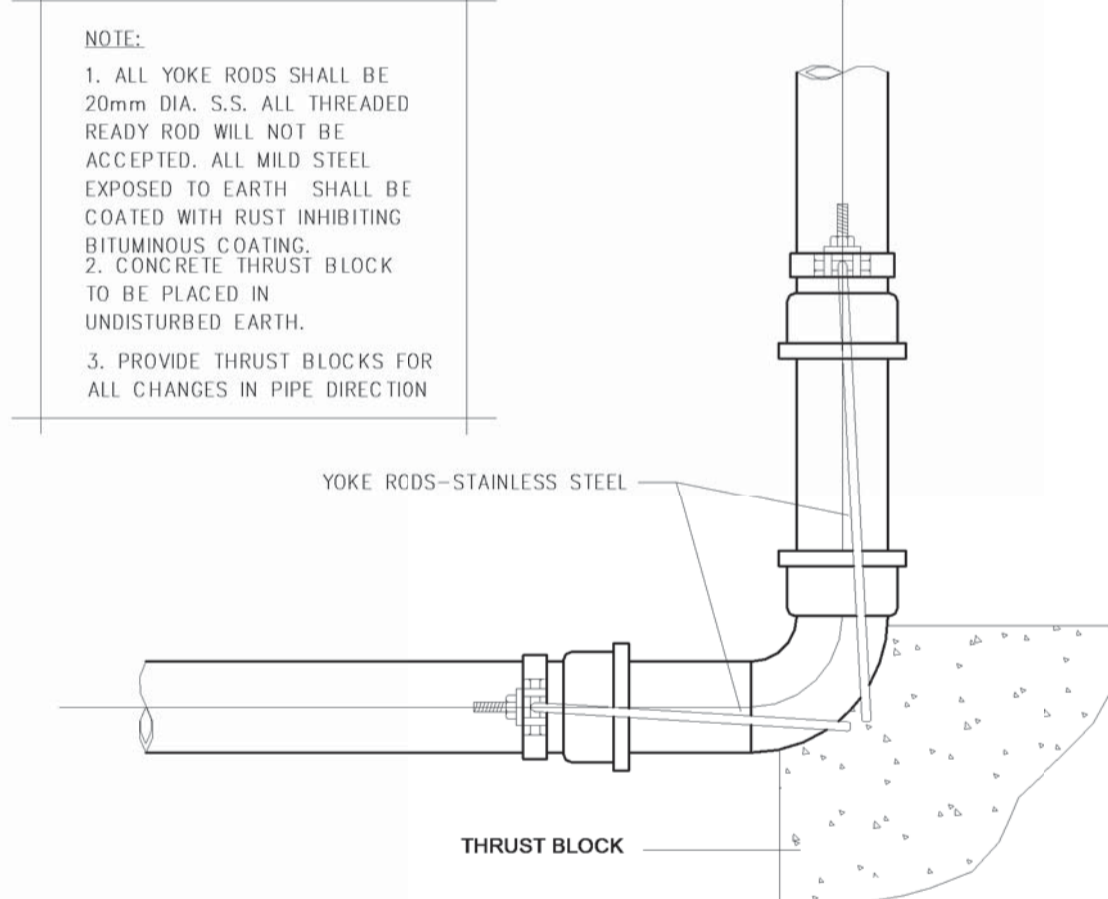
2 DOMESTIC HOT WATER TANK DETAIL
SCALE: NTS



5 IRRIGATION TANK DETAIL
SCALE: NTS



3 CLEANOUT DETAIL
SCALE: NTS



NOTE:

- ALL YOKES RODS SHALL BE 20mm DIA. S.S. ALL THREADED READY ROD WILL NOT BE ACCEPTED. ALL MILD STEEL EXPOSED TO EARTH SHALL BE COATED WITH RUST INHIBITING BITUMINOUS COATING.
- CONCRETE THRUST BLOCK TO BE PLACED IN UNDISTURBED EARTH.
- PROVIDE THRUST BLOCKS FOR ALL CHANGES IN PIPE DIRECTION

1 THRUST BLOCK DETAIL
SCALE: NTS

VETERANS CEMETERY NEW MAINTENANCE BUILDING + PAVING



1 LOCATION PLAN
E0.00 NOT TO SCALE

DRAWING LIST

- E1.00 LEGEND, ELEVATIONS AND SITE PLAN
- E2.00 SCHEDULES, DETAILS AND ELECTRICAL LAYOUT



ELECTRICAL DRAWING LIST

E0.0	COVER SHEET
E1.0	LEGEND, ELEVATIONS AND SITE PLAN
E2.0	SCHEDULES, DETAILS AND ELECTRICAL LAYOUT

Consultant



Seal



Revision/Revision	Description/Description	Date/Date
1	ISSUED FOR TENDER	06/12/2018

Client/client

Veterans Affairs Canada
Commemoration Division PO Box 7700
Charlottetown, PE C1A8M9

Project title/Titre du projet

1190 Colville Rd, Esquimalt, BC V9A 4P7

Veterans Cemetery, God's Acre New Maintenance Building and Road Paving

Consultant Signature Box Only

Designed by/Concept par
RTD

Drawn by/Dessine par
GL

PWGSC Project Manager/Administrateur de Projets TPSGC
MASOOD DEZFOOLI

PWGSC Regional Manager, Architectural and Engineering Services/
Gestionnaire régionale, Services d'architecture et de génie, TPSGC
PREETIPAL PAUL

Drawing title/Titre du dessin

COVER SHEET

Project No./No. du projet R.098470.001	Sheet/ Feuille E0.00 OF 3	Revision no./ Ld. Revision no.
--	--	--------------------------------------



Consultant



Seal



Revision/	Description/Description	Date/Date
1	ISSUED FOR TENDER	08/12/2018

Client/client

Veterans Affairs Canada
Commemoration Division PO Box 7700
Charlottetown, PE C1A8M9

Project title/Titre du projet

1190 Colville Rd, Esquimalt, BC V9A 4P7

Veterans Cemetery, God's Acre New Maintenance Building and Road Paving

Consultant Signature Box Only

Designed by/Concept par
RTD

Drawn by/Dessine par
GL

PWSC Project Manager/Administrateur de Projets TPSGC
MASOOD DEZFOOLI
PWSC, Regional Manager, Architectural and Engineering Services/
Gestionnaire régionale, Services d'architecture et de génie, TPSGC
PREETIPAL PAUL

Drawing title/Titre du dessin

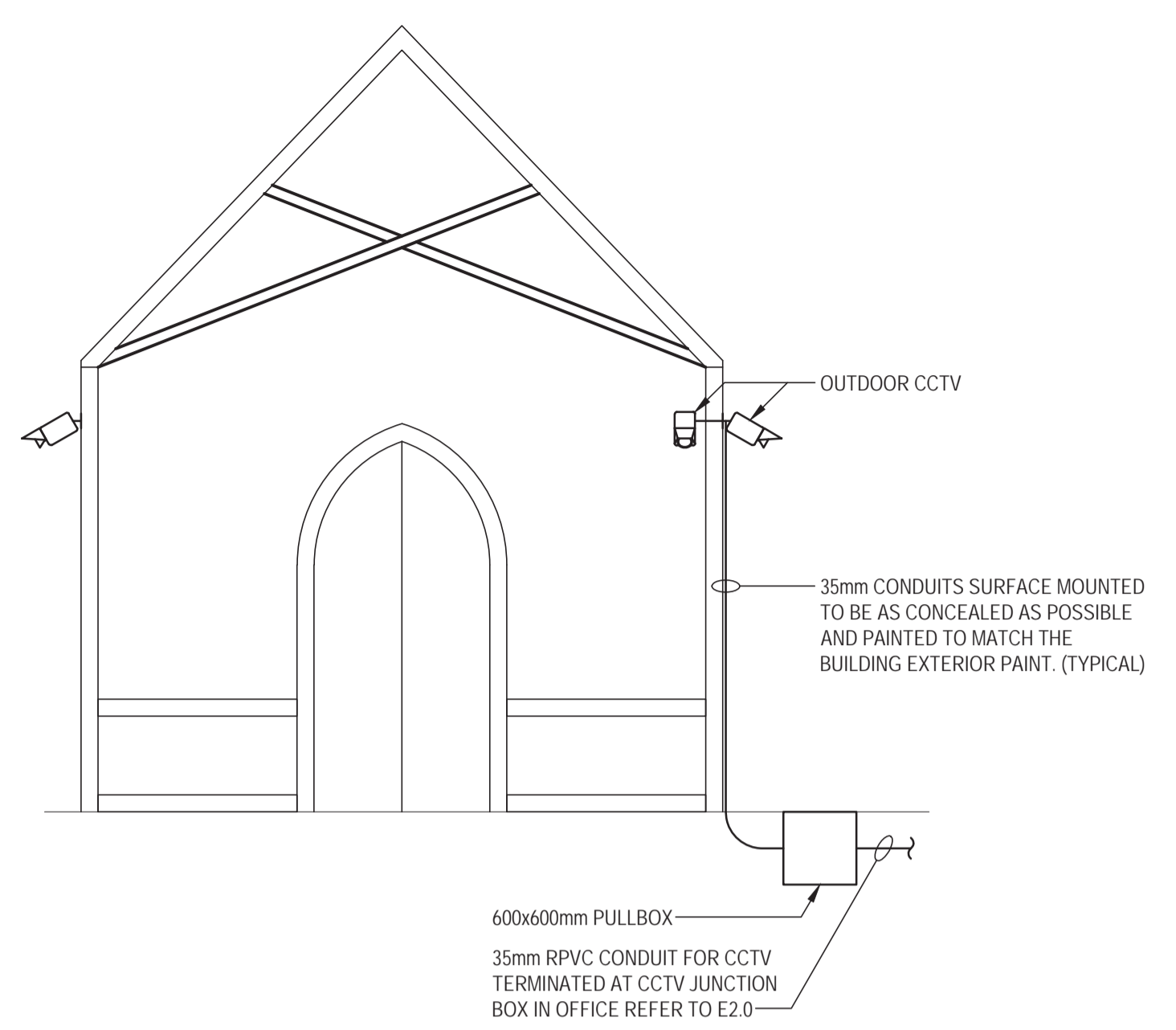
LEGEND, ELEVATIONS AND SITE PLAN

Project No./No. du projet
R.098470.001

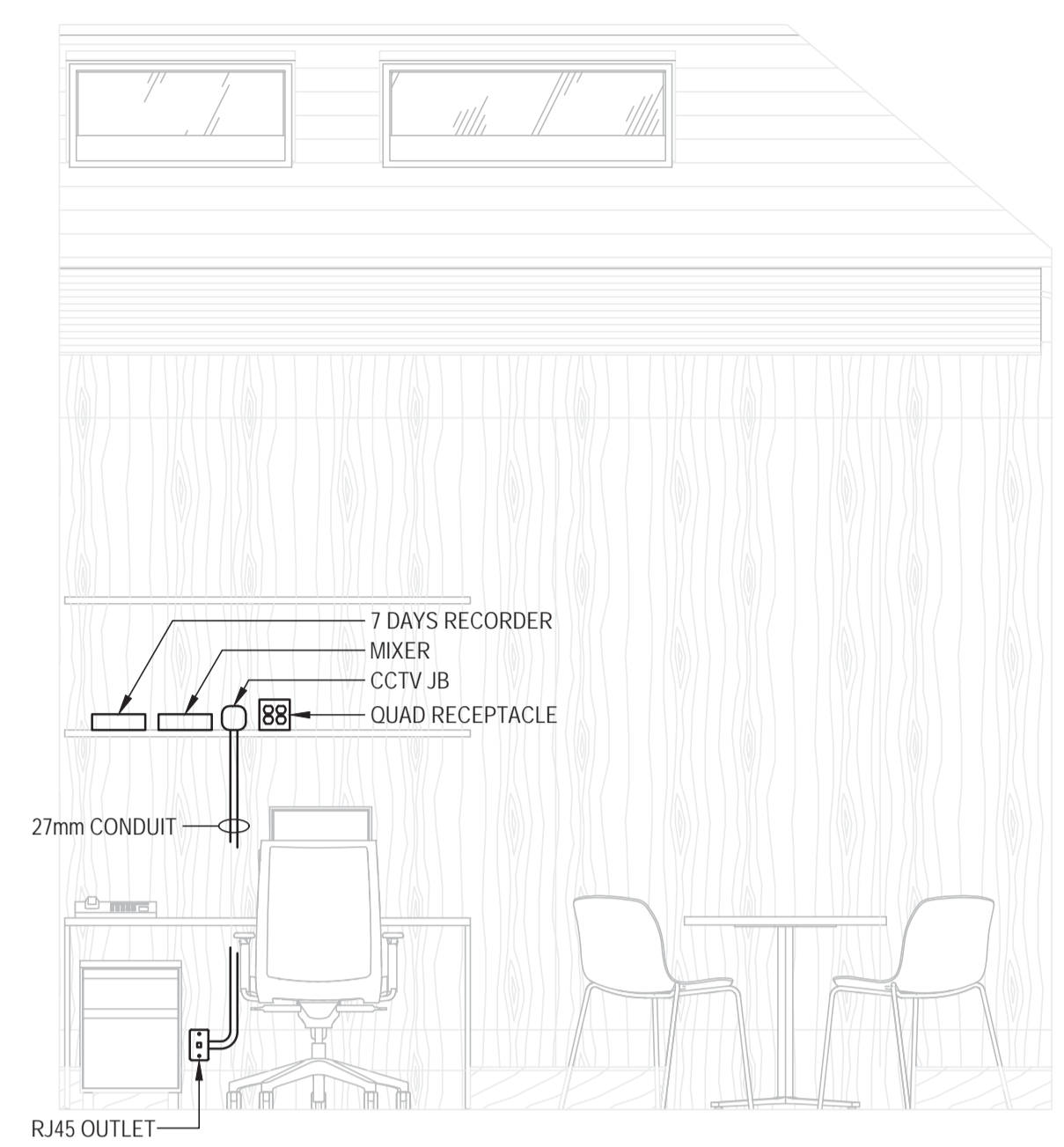
Sheet/Feuille
E1.00

Revision no./
La Revision
no.
OF 3

ELECTRICAL SYMBOL LEGEND	
ABBREVIATIONS	
WP	WEATHER PROOF
LIGHTING	
	CEILING RECESSED LUMINAIRE
	WALL MOUNTED DOWN LIGHT
	CEILING MOUNTED DOWN LIGHT
	DUAL TECHNOLOGY OCCUPANCY SENSOR, CEILING MOUNTED
	DUAL TECHNOLOGY OCCUPANCY SENSOR, WALL MOUNTED
	DUAL TECHNOLOGY LOW VOLTAGE OCCUPANCY SENSOR
	SINGLE POLE TOGGLE SWITCH, GANGED AS SHOWN
	DUAL TECHNOLOGY DIMMER WITH VACANCY SENSOR
	DUAL HEAD EMERGENCY LIGHTING HEADS COMPLETE WITH SELF-CONTAINED BATTERY PACK, WALL MOUNTED
	PHOTOCELL
COMMUNICATIONS	
TELEPHONE OUTLET	
POWER	
	DUPLEX RECEPTACLE
	5-20R DUPLEX RECEPTACLE (T-SLOT)
	ABOVE COUNTER 5-20R GFCI DUPLEX RECEPTACLE (T-SLOT)
	ABOVE COUNTER GFCI DUPLEX RECEPTACLE
	GROUND FAULT INTERRUPTER DUPLEX RECEPTACLE
	FRIDGE RECEPTACLE
	FOUR PLEX RECEPTACLE
	MECHANICAL MOTOR CONNECTION
	DISCONNECT SWITCH
	PANEL BOARD
	MECHANICAL EQUIPMENT DIRECT CONNECTION
	BASEBOARD HEATER, WATTAGE AS NOTED ON PLANS
	RADIANT HEATER, CEILING MOUNTED
	THERMOSTAT
	SPEED CONTROL
	JUNCTION BOX
	FLOOR JUNCTION BOX
SECURITY	
	INTRUSION MOTION DETECTOR, WALL MOUNTED
	KEY PAD
	INTRUSION ALARM CONTROL PANEL
	CCTV CAMERAS
	ELECTRIC STRIKE
	ACCESS CONTROL SYSTEM
SINGLE LINE	
	GANG OPERATED DISCONNECT SWITCH
	FUSE
	SERVICE PROVIDER METER



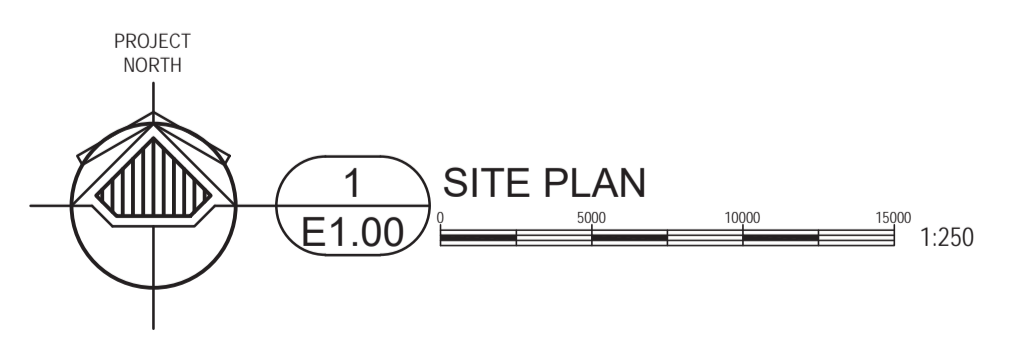
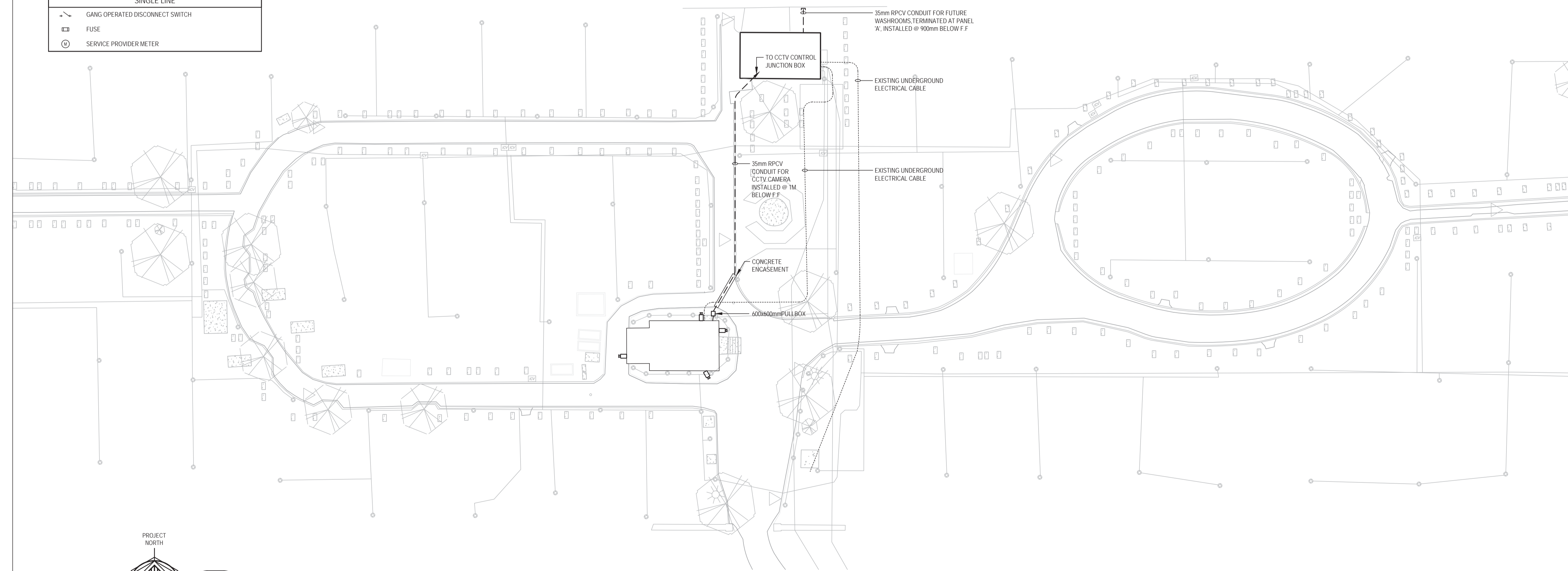
2 CHAPEL CCTV ELEVATION LOOKING WEST
E1.00



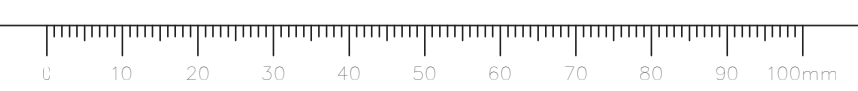
3 OFFICE SECTION
E1.00



4 CHAPEL CCTV ELEVATION
E1.00 NOT TO SCALE



- NOTES:
1. PROVIDE 4 FIXED FULL HD CCTV CAMERAS SUITABLE FOR OUTDOOR APPLICATION.
 2. RUN 35mm UNDERGROUND CONDUIT BETWEEN OUTDOOR PULL BOX NEAR THE CHAPEL AND CCTV CONTROL UNIT LOCATED IN OFFICE SPACE.
 3. PROVIDE CONCRETE ENCASEMENT FOR ROAD CROSSING CONDUIT, WORKS MUST BE COORDINATED WITH CIVIL WORKS.
 4. ALL RISER CONDUITS FROM PULL BOX TO THE CAMERAS MUST BE CONCEALED AS MUCH AS POSSIBLE AND WILL BE PAINTED TO MATCH EXISTING BUILDING PAINT COLOR.



~AES2001~ 05-DEC-18 11:42 H:\PROJECTS\2018\1-18-273\DWGS\DWG\1-18-273_E1.00.DWG TYLER SCHIERE



Revision/Description table with 3 rows and 3 columns (1, Description, Date/Date)

Veterans Affairs Canada

Commemoration Division PO Box 7700 Charlottetown, PE C1A8M9

Project Title/Titre du projet

1190 Colville Rd, Esquimalt, BC V9A 4P7

Veterans Cemetery, God's Acre New Maintenance Building and Road Paving

Consultant Signature Box Only

Designed by/Concept par RTD

Drawn by/Dessiné par GL

PWSSC Project Manager/Administrateur de Projets TPSSC MASOOD DEZFOLLI

PWSSC Regional Manager, Architectural and Engineering Services/Gestionnaire régionale, Services d'architecture et de génie, TPSSC PREETIPAL PAUL

Drawing Title/Titre du dessin

SCHEDULES, DETAILS AND ELECTRICAL LAYOUT

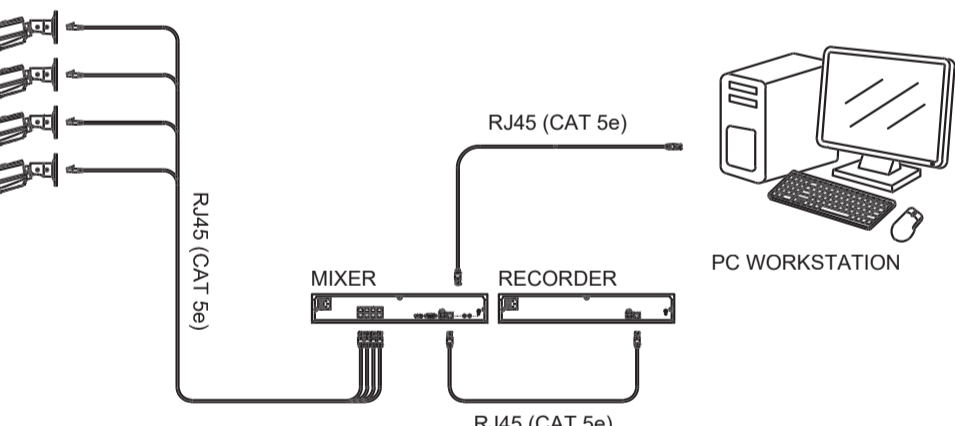
Project No./No. du projet Sheet/Feuille Revision no./Révision no.

R.098470.001 E2.00 OF 3

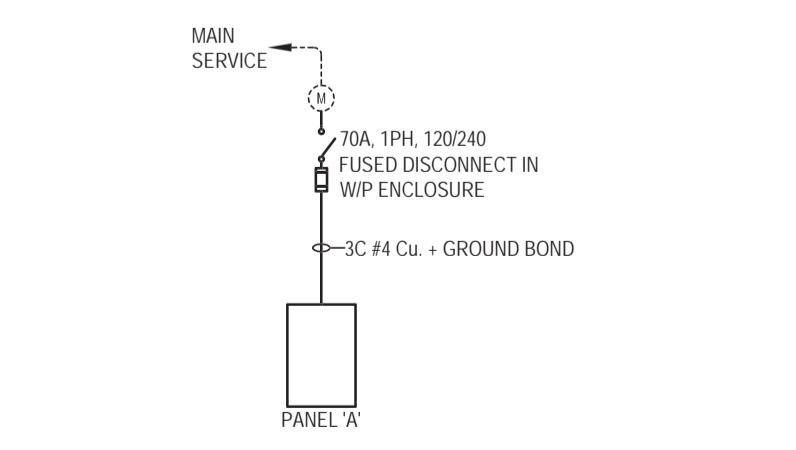
PANELBOARD SCHEDULE table with columns: DESCRIPTION, BRK, POLE, CCT, POLE, BRK, DESCRIPTION. Includes items like LIGHT, CEILING RADIANT, WELL PUMP, etc.



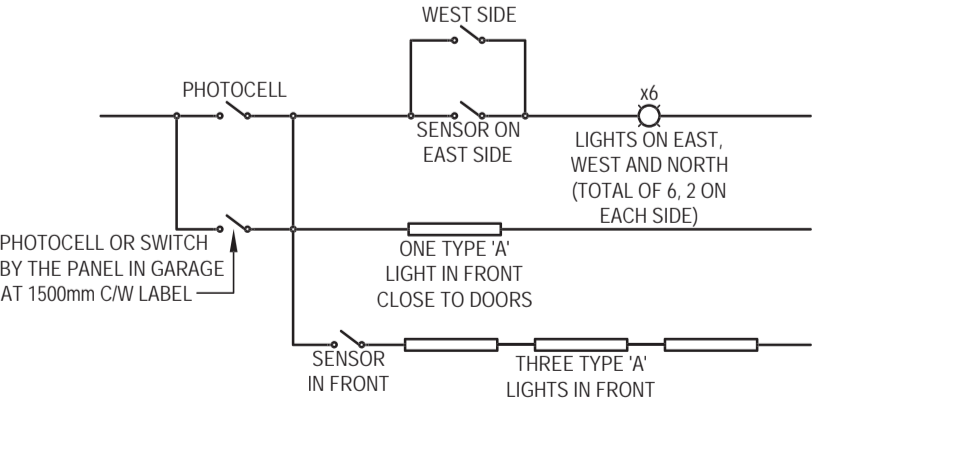
2 METER AND DISCONNECT DETAIL E2.0 NOT TO SCALE



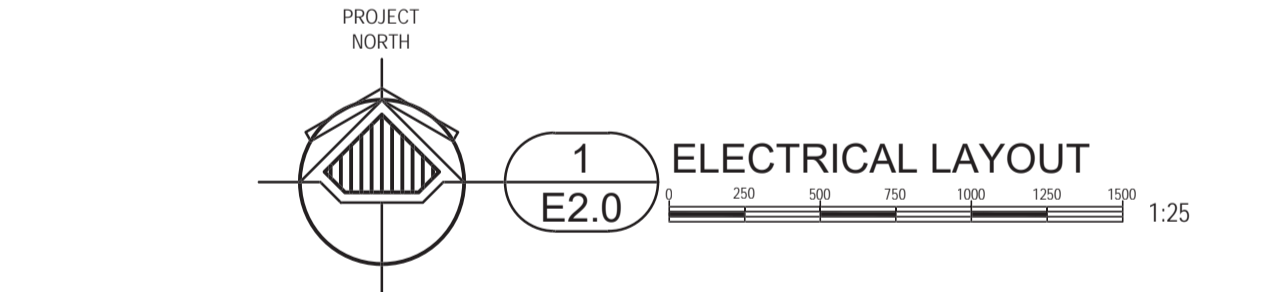
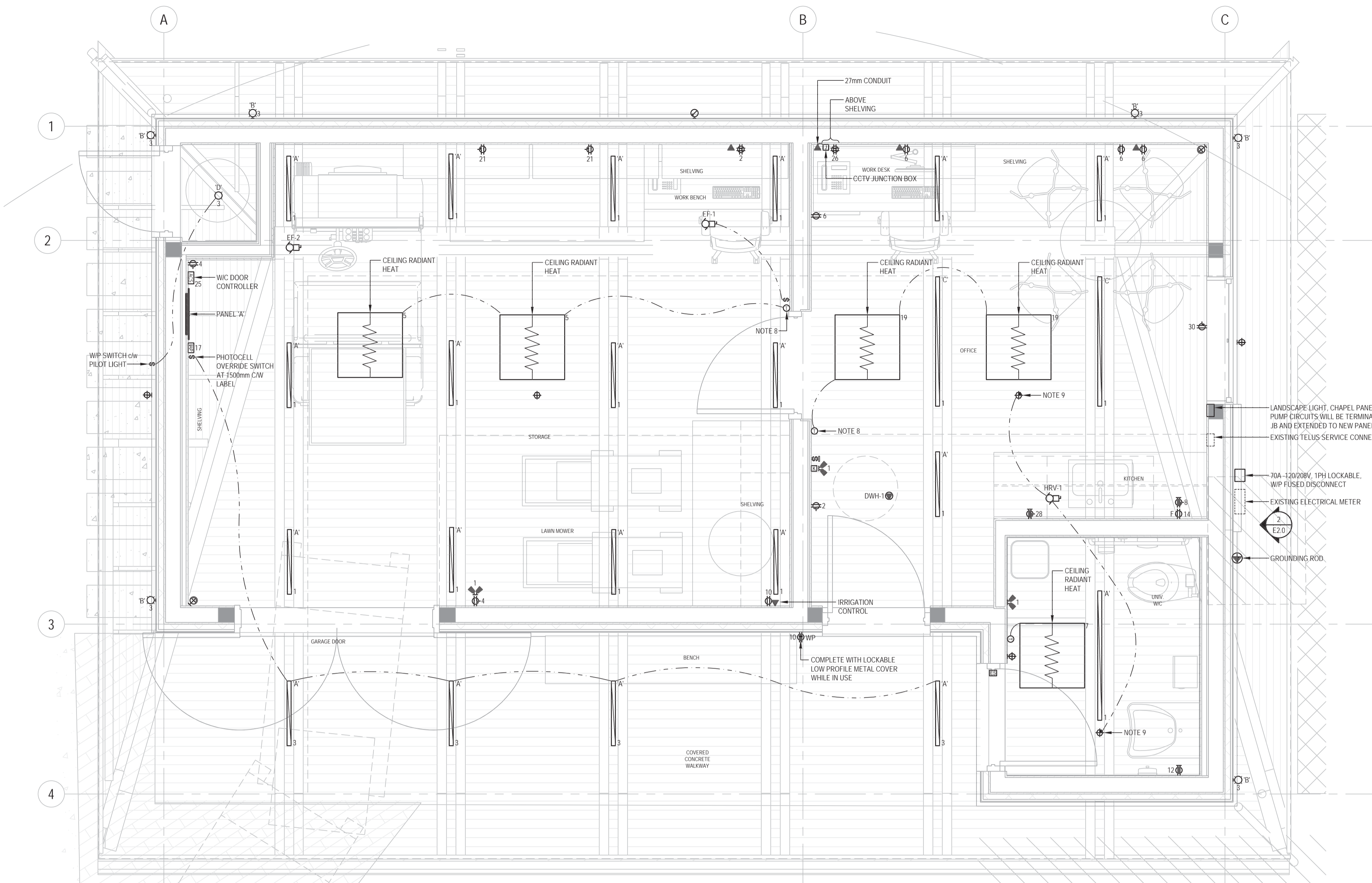
3 CLOSED CIRCUIT TELEVISION SECURITY SYSTEM SCHEMATIC E2.0 NOT TO SCALE



4 SINGLE LINE DIAGRAM E2.0 NOT TO SCALE



5 EXTERIOR LIGHTING CONTROL SCHEMATIC E2.0 NOT TO SCALE



1 ELECTRICAL LAYOUT E2.0 1:25

LUMINAIRE SCHEDULE table with columns: TYPE, DESCRIPTION, and notes for various luminaire types like OFFICE, OUTDOOR, GARAGE/STORAGE, and FUEL TANK.


- NOTES: 1. FOR ELECTRICAL CONDUIT INSTALLATION REFER TO ARCHITECTURAL DETAILS ON DRAWING A6.20. 2. CONTRACTOR TO CONTACT TELUS FOR EXACT SERVICE LOCATION PRIOR TO STARTING ANY WORK. 3. RECONNECT THE EXISTING LOADS SUCH AS BUT NOT LIMITED TO (CHAPEL, WELL PUMP, LANDSCAPE LIGHT) TO THE NEW ELECTRICAL PANEL. 4. ALL ELECTRICAL CONNECTION INSIDE THE FUEL TANK SHALL COMPLY WITH HAZARDOUS INSTALLATION Z1 GROUP 2. 5. USE RIDGED STEEL CONDUIT FOR LIGHTING CIRCUIT INSIDE THE FUEL TANK. 6. EXACT LIGHTING LOCATION SHALL BE COORDINATED WITH ARCHITECTURAL DETAILS ON DRAWING A6.30. 7. PROVIDE CONNECTION TO THE SEPTIC HOLDING TANK AUDIO AND VISUAL ALARMS, FOR EXACT LOCATION AND INSTALLATION DETAILS REFER TO PROJECT SPECIFICATION APPENDIX G. 8. THERMOSTAT SHALL BE DIGITAL, LINE VOLTAGE, 7 DAYS PROGRAMMABLE, AND FEATURE TO MAINTAIN THE PRE-SET SCHEDULE, FULLY COMPATIBLE WITH THE RADIANT CEILING PANELS. 9. PROVIDE LOW VOLTAGE CEILING MOUNTED DUAL TECHNOLOGY OCCUPANCY SENSOR FOR HRV-1 CONTROL. ELECTRICAL CONTRACTOR TO ENSURE THAT THE PROVIDED OCCUPANCY SENSOR IS FULLY COMPATIBLE WITH THE HRV CONTROLLER. ALL WORKS TO BE COORDINATED WITH CONTROL CONTRACTOR.

- NOTE: 1. ANY OTHER LUMINAIRE MEETING OR EXCEEDING THE MINIMUM ACCEPTABLE STANDARD WILL BE ACCEPTABLE. 2. CONTRACTOR TO PROVIDE LIGHTING SPARE AS THE FOLLOWING: -TYPE 'A' TWO (2) FIXTURES -TYPE 'B' ONE (1) FIXTURE -TYPE 'C' ONE (1) FIXTURE

MECHANICAL EQUIPMENT SCHEDULE table with columns: Q#, DESCRIPTION, EQUIPMENT LOCATION, LOAD (MCA, KW, HP), VOLTS, PHASE, UNIT, STARTER, DISC., CONTROL, SUPPLY PANEL, WIRE & CONDUIT, NOTE.

LEGEND table defining abbreviations for mechanical and electrical components like M, E, T, TS, HOA, MAG, MAN, OC, INT, I, OA, SS, W/T, VFD, RT, SW, DDC, PS.

4ES2001-26-OCT-18 14:36 H:\PROJECTS\2018\1-18-273\DWGS\DWG\1-18-273-E100.DWG STEVENSENMOUR



Revision/Revision	Description/Description	Date/Date
2	ISSUED FOR TENDER	18/12/05
	ISSUED FOR 66% REVIEW	18/10/26

Client/client
Veterans Affairs Canada
 PO Box 7700
 Charlottetown, PE C1A8M9

Project title/Titre du projet
1190 Colville Rd, Esquimalt, BC V9A 4P7
Veterans Cemetery, God's Acre New Maintenance Building and Road Paving

Consultant Signature Box Only
 Designed by/Concept par
ERICA MESSAM
 Drawn by/Dessiné par
TYLER ASHBURY
 PWGSC Project Manager/Administrateur de Projets TPSGC
MASOOD DEZFOOLI
 PWGSC, Regional Manager, Architectural and Engineering Services/
 Gestionnaire régionale, Services d'architectural et de génie, TPSGC
PREETIPAL PAUL

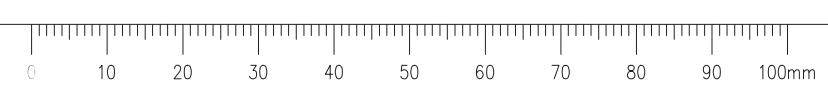
Drawing title/Titre du dessin
LOCATION & INDEX

VETERANS AFFAIRS CANADA GOD'S ACRE CEMETERY NEW BUILDING PATH

LIST OF DRAWINGS

LOCATION & INDEX	SHEET 01
REMOVALS & IMPROVEMENTS PLAN WEST	SHEET 02
REMOVALS & IMPROVEMENTS PLAN EAST	SHEET 03
DRAINAGE & GRADING PLAN WEST	SHEET 04
DRAINAGE & GRADING PLAN EAST	SHEET 05

Project No./No. du projet	Sheet/Feuille	Revision no./ La Révision no.
R.098470.001 RATIO: 4068	01 OF 05	2



Consultant



Seal



2018-12-05

Revision/Revision	Description/Description	Date/Date
2	ISSUED FOR TENDER	18/12/05
	ISSUED FOR 66% REVIEW	18/10/26

Client/client

Veterans Affairs Canada

PO Box 7700
Charlottetown, PE C1A8M9

Project title/Titre du projet

1190 Colville Rd, Esquimalt, BC V9A 4P7

Veterans Cemetery, God's Acre New Maintenance Building and Road Paving

Consultant Signature Box Only

Designed by/Concept par
ERICA MESSAM

Drawn by/Dessiné par
TYLER ASHBURY

PWGSC Project Manager/Administrateur de Projets TPSGC
MASOOD DEZFOOLI

PWGSC, Regional Manager, Architectural and Engineering Services/
Gestionnaire régionale, Services d'architectural et de génie, TPSGC
PREETIPAL PAUL

Drawing title/Titre du dessin

REMOVALS & IMPROVEMENTS PLAN WEST

Project No./No. du projet

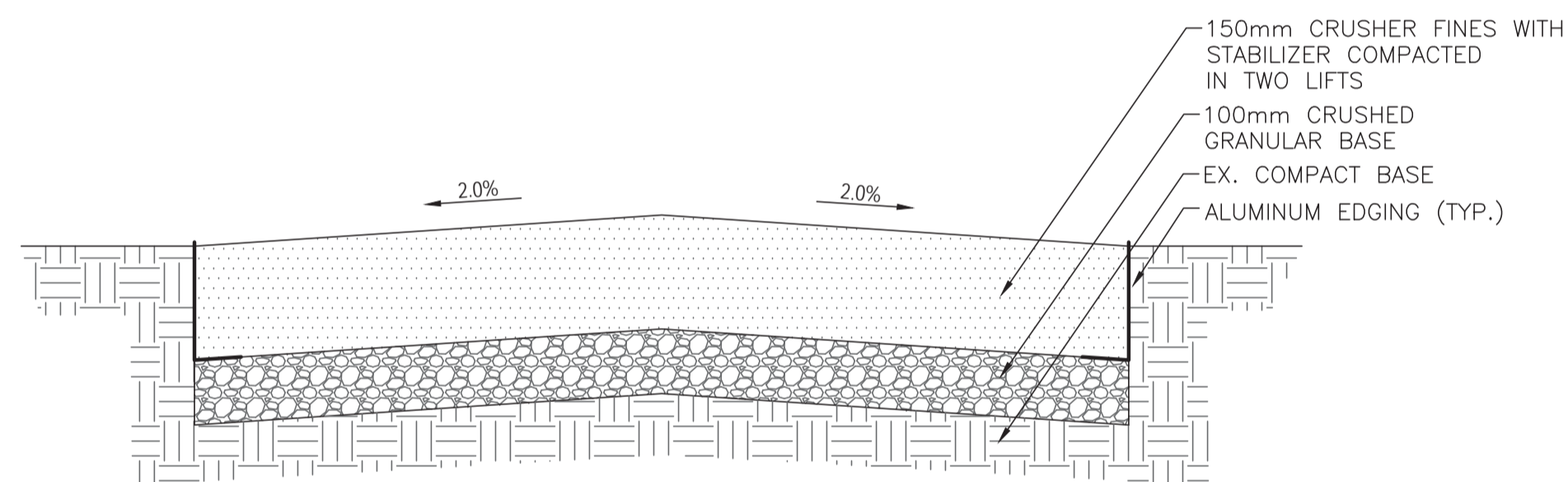
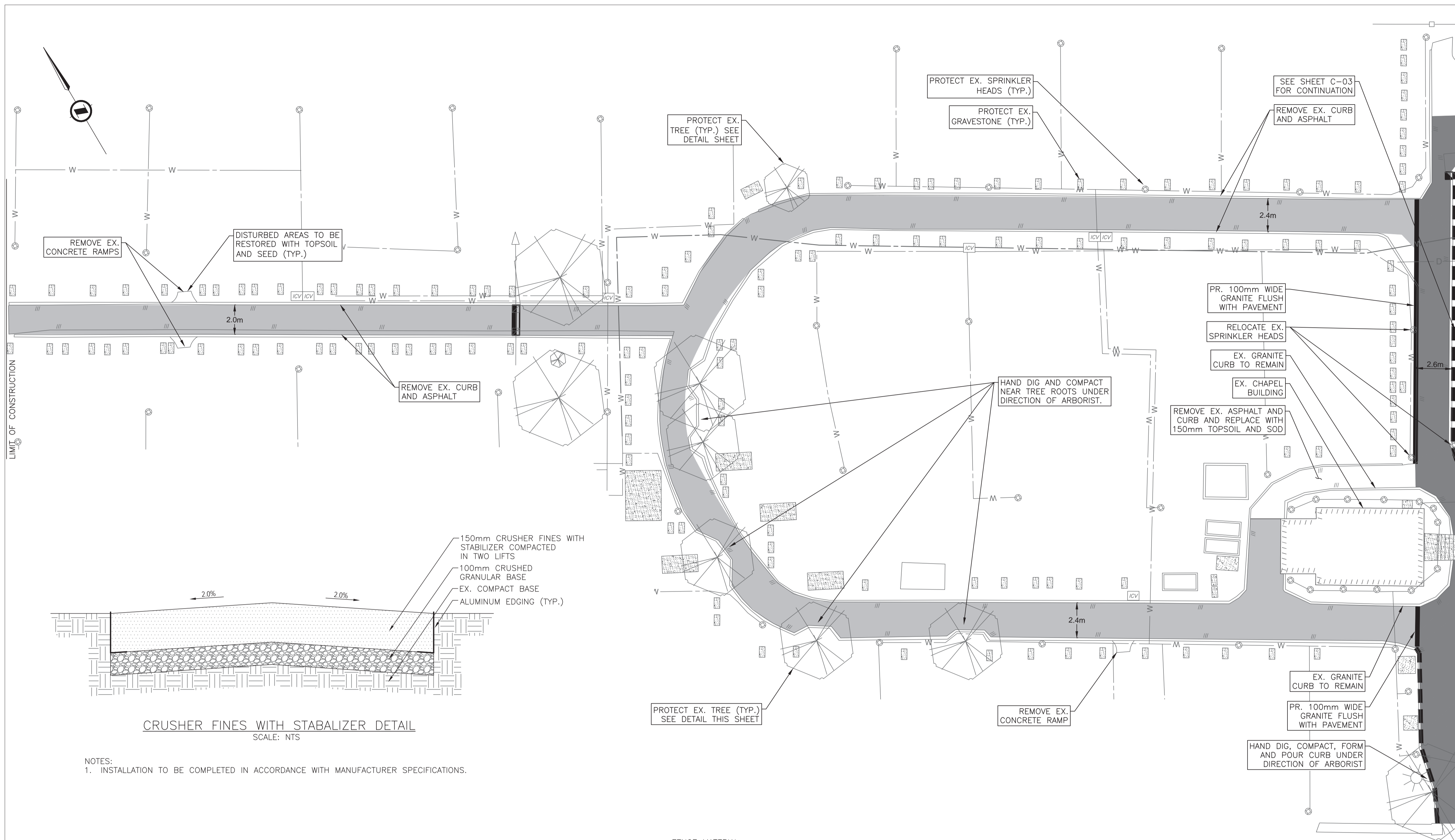
R.098470.001
RATIO:
4068

Sheet/Feuille

02
OF 05

Revision no./
La Révision
no.

2

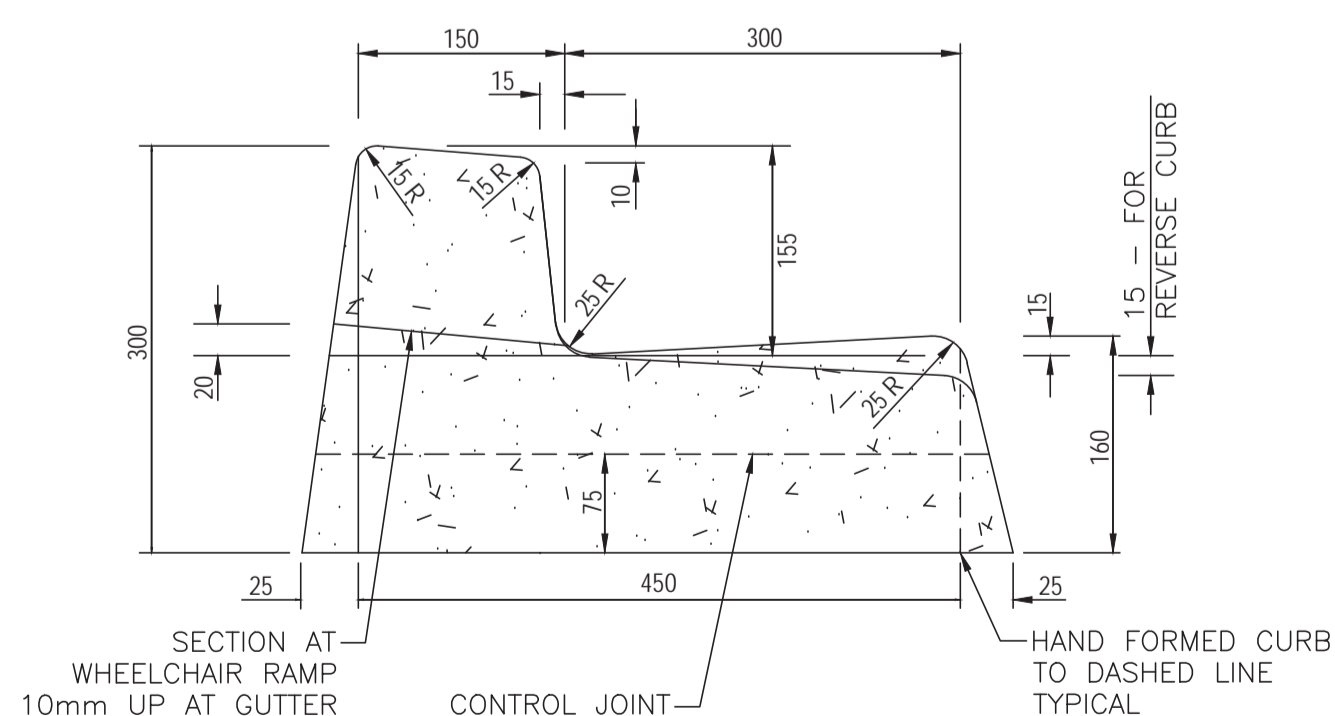


CRUSHER FINES WITH STABILIZER DETAIL
SCALE: NTS

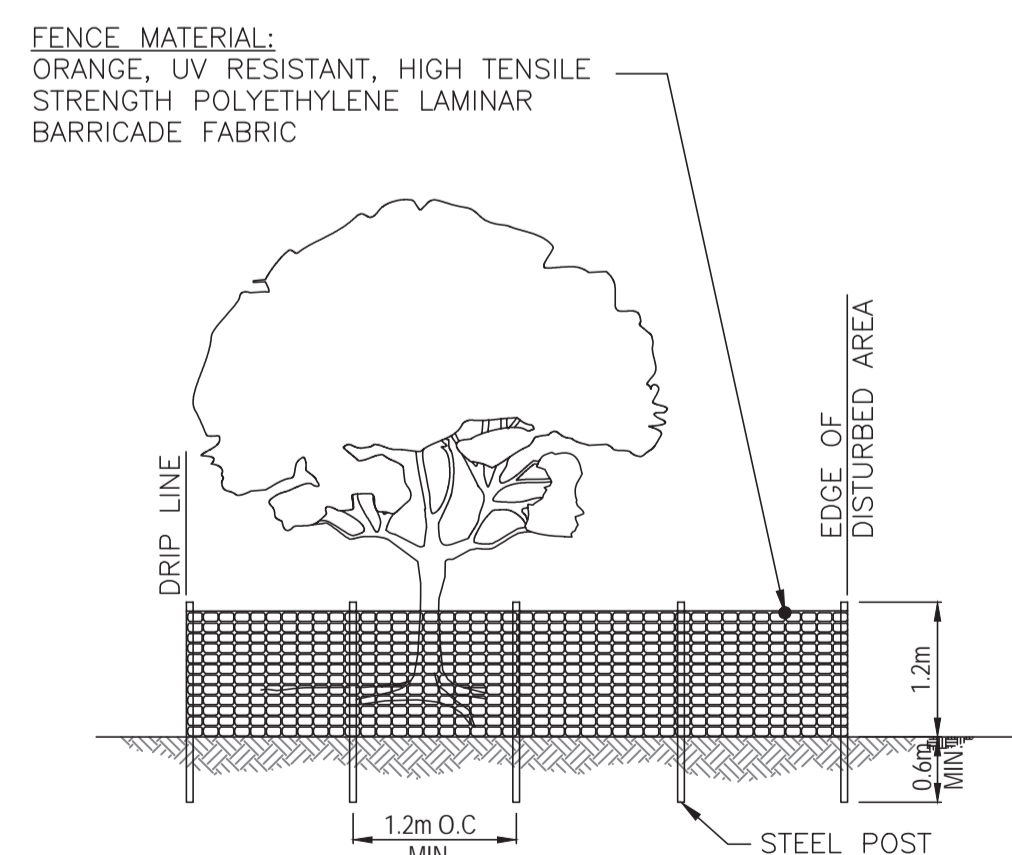
NOTES:
1. INSTALLATION TO BE COMPLETED IN ACCORDANCE WITH MANUFACTURER SPECIFICATIONS.

LEGEND

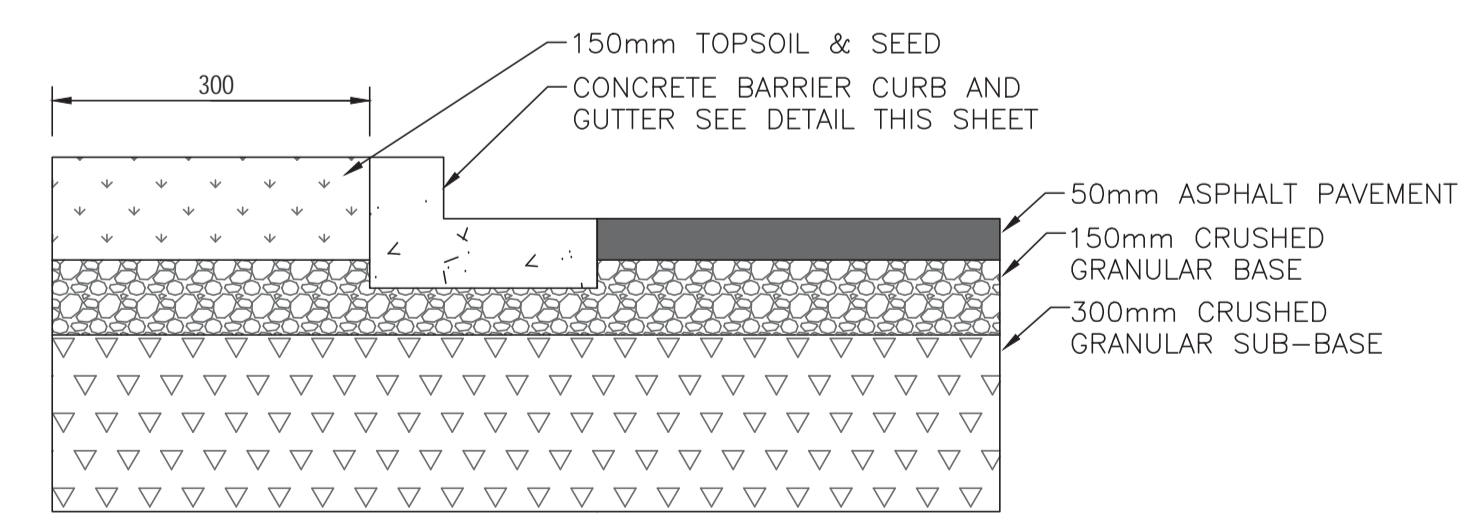
EX. CURB	
EX. EDGE OF ASPHALT	
EX. IRRIGATION LINE	
EX. MAIN IRRIGATION LINE	
EX. DRAINAGE LINE	
EX. ELECTRICAL LINE	
EX. CATCHBASIN	
EX. LAWNBASIN	
EX. IRRIGATION BOX	
EX. SPRINKLER	
EX. LIGHT POST	
PR. CONCRETE BARRIER CURB AND GUTTER	
EX. CONCRETE	
PR. CRUSHER FINES WITH STABILIZER	
PR. ASPHALT	



BARRIER CURB & GUTTER DETAIL
SCALE: NTS



TREE PROTECTION DETAIL
SCALE: NTS



ASPHALT PAVEMENT DETAIL
SCALE: NTS

Consultant



Seal



Revision/Revision	Description/Description	Date/Date
3	RE-ISSUED FOR TENDER	18/12/18
2	ISSUED FOR TENDER	18/12/05
	ISSUED FOR 66% REVIEW	18/10/26

Client/client

Veterans Affairs Canada
PO Box 7700
Charlottetown, PE C1A8M9

Project title/Titre du projet

1190 Colville Rd, Esquimalt, BC V9A 4P7

Veterans Cemetery, God's Acre New Maintenance Building and Road Paving

Consultant Signature Box Only

Designed by/Concept par
ERICA MESSAM

Drawn by/Dessiné par
TYLER ASHBURY

PWGSC Project Manager/Administrateur de Projets TPSGC
MASOOD DEZFOOLI

PWGSC, Regional Manager, Architectural and Engineering Services/
Gestionnaire régionale, Services d'architectural et de génie, TPSGC
PREETIPAL PAUL

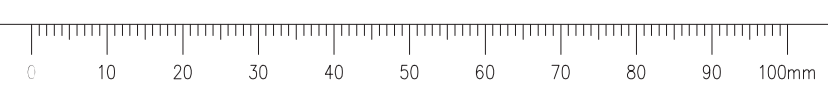
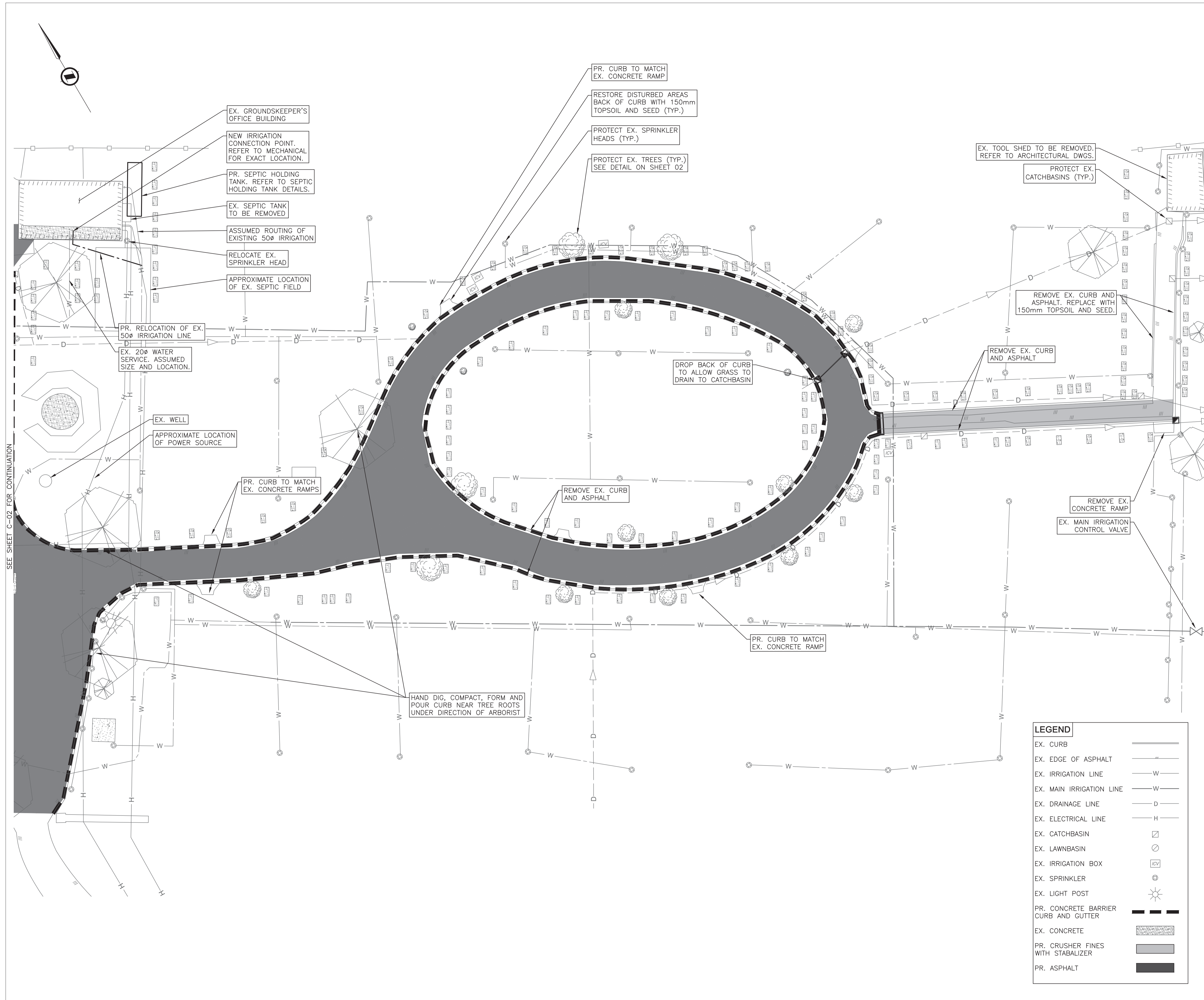
Drawing title/Titre du dessin

REMOVALS & IMPROVEMENTS PLAN EAST

Project No./No. du projet
R.098470.001
RATIO:
4068

Sheet/Feuille
03
OF 05

Revision no./
La Révision
no.
3



Revision/Revision	Description/Description	Date/Date
2	ISSUED FOR TENDER	18/12/05
	ISSUED FOR 66% REVIEW	18/10/26

Veterans Affairs Canada

PO Box 7700
Charlottetown, PE C1A8M9

Project title/Titre du projet

1190 Colville Rd, Esquimalt, BC V9A 4P7

Veterans Cemetery, God's Acre New Maintenance Building and Road Paving

Consultant Signature Box Only

Designed by/Concept par
ERICA MESSAM

Drawn by/Dessiné par
TYLER ASHBURY

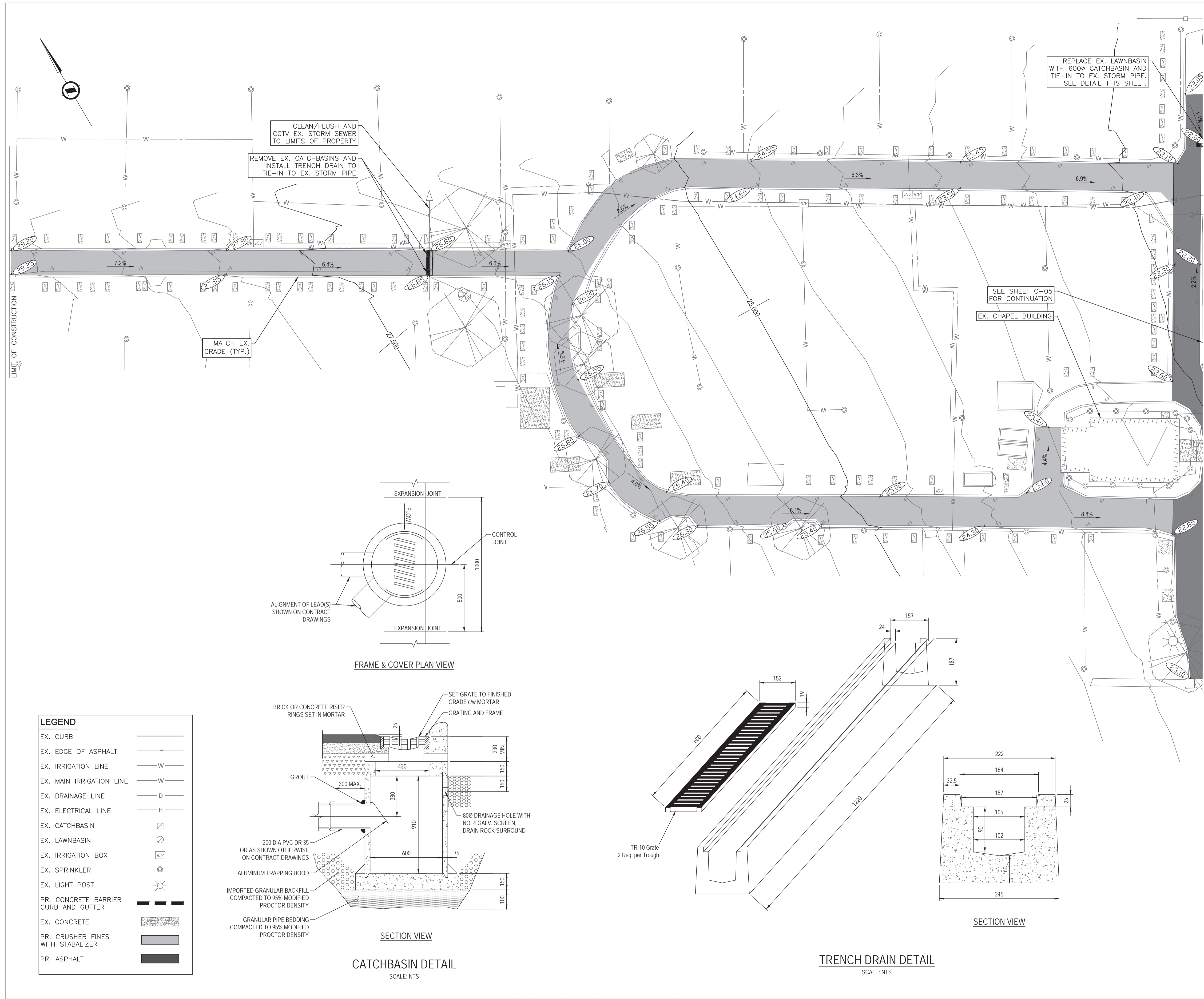
PWGSC Project Manager/Administrateur de Projets TPSGC
MASOOD DEZFOOLI

PWGSC, Regional Manager, Architectural and Engineering Services/
Gestionnaire régionale, Services d'architectural et de génie, TPSGC
PREETIPAL PAUL

Drawing title/Titre du dessin

DRAINAGE & GRADING PLAN WEST


Project No./No. du projet	Sheet/Feuille	Revision no./ Lo. Révision no.
R.098470.001	04	2
RATIO: 4068	OF 05	



Consultant



Seal



2018-12-05

Revision/Revision	Description/Description	Date/Date
2	ISSUED FOR TENDER	18/12/05
	ISSUED FOR 66% REVIEW	18/10/26

Client/client

Veterans Affairs Canada

PO Box 7700
Charlottetown, PE C1A8M9

Project title/Titre du projet

1190 Colville Rd, Esquimalt, BC V9A 4P7

Veterans Cemetery, God's Acre New Maintenance Building and Road Paving

Consultant Signature Box Only

Designed by/Concept par
ERICA MESSAM

Drawn by/Dessiné par
TYLER ASHBURY

PWGSC Project Manager/Administrateur de Projets TPSGC
MASOOD DEZFOOLI

PWGSC, Regional Manager, Architectural and Engineering Services/
Gestionnaire régional, Services d'architectural et de génie, TPSGC
PREETIPAL PAUL

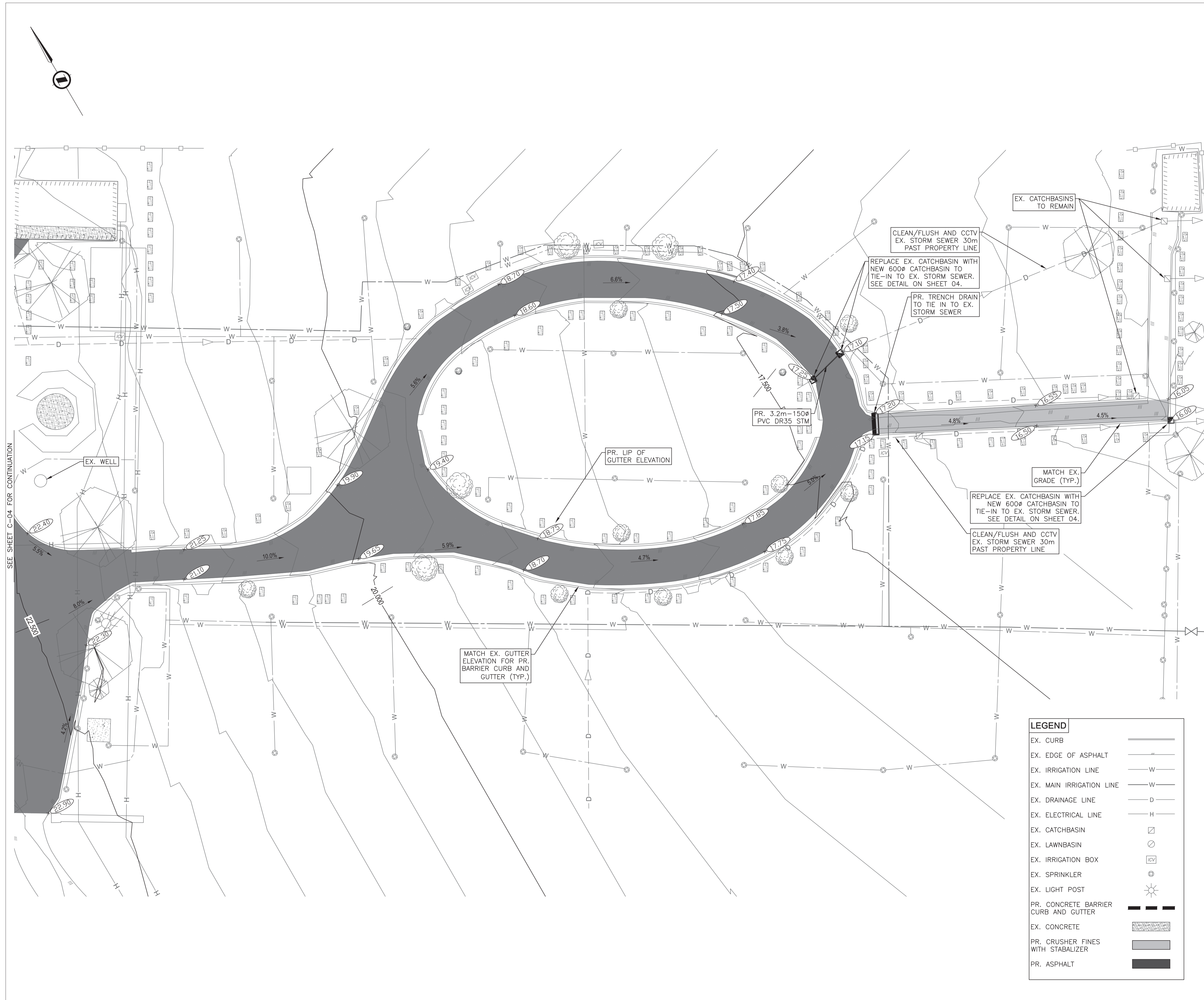
Drawing title/Titre du dessin

DRAINAGE & GRADING PLAN EAST

Project No./No. du projet
R.098470.001
RATIO:
4068

Sheet/Feuille
05
OF 05

Revision no./
La Révision
no.
2



LEGEND

EX. CURB	—
EX. EDGE OF ASPHALT	—
EX. IRRIGATION LINE	—W—
EX. MAIN IRRIGATION LINE	—W—
EX. DRAINAGE LINE	—D—
EX. ELECTRICAL LINE	—H—
EX. CATCHBASIN	⊗
EX. LAWBASIN	⊗
EX. IRRIGATION BOX	⊗
EX. SPRINKLER	⊗
EX. LIGHT POST	⊗
PR. CONCRETE BARRIER CURB AND GUTTER	— — — —
EX. CONCRETE	▨
PR. CRUSHER FINES WITH STABILIZER	▨
PR. ASPHALT	▨