

REHABILITATION OF HISTORIC GOVERNMENT OF CANADA BUILDINGS IN WATERTON, ALBERTA



DRAWING INDEX

ARCHITECTURAL:

RKH ARCHITECTURE LTD.
LETHBRIDGE, AB



- A1-1 COVER PAGE
- A2-1 SITE PLAN
- A3-1 MAIN BUILDING BASEMENT DEMOLITION PLAN
- A3-2 MAIN BUILDING BASEMENT CONSTRUCTION PLAN
- A3-3 MAIN BUILDING BASEMENT REFLECTED CEILING PLAN
- A4-1 MAIN BUILDING MAIN FLOOR DEMOLITION PLAN
- A4-2 MAIN BUILDING MAIN FLOOR CONSTRUCTION PLAN
- A4-3 MAIN BUILDING MAIN FLOOR REFLECTED CEILING PLAN
- A4-4 MAIN BUILDING MAIN FLOOR DETAILS
- A5-1 MAIN BUILDING UPPER FLOOR DEMOLITION PLAN
- A5-2 MAIN BUILDING UPPER FLOOR CONSTRUCTION PLAN
- A5-3 MAIN BUILDING UPPER FLOOR REFLECTED CEILING PLAN
- A6-1 MAIN BUILDING D-100 MILLWORK
- A6-2 MAIN BUILDING D-109 MILLWORK
- A6-3 MAIN BUILDING D-202 MILLWORK

- A7-1 OUT BUILDING MAIN FLOOR DEMOLITION PLAN
- A7-2 OUT BUILDING MAIN FLOOR CONSTRUCTION PLAN
- A7-3 OUT BUILDING MAIN FLOOR REFLECTED CEILING PLAN
- A8-1 OUT BUILDING UPPER FLOOR DEMOLITION PLAN
- A8-2 OUT BUILDING UPPER FLOOR CONSTRUCTION PLAN
- A8-3 OUT BUILDING UPPER FLOOR REFLECTED CEILING PLAN
- A9-1 OUT BUILDING A-201 MILLWORK
- A10-1 OUT BUILDING DECK AND EXTERIOR
- A11-1 SCHEDULES

MECHANICAL:

Rae McLean & Associates LTD.
CALGARY, AB


- M-1 MAIN BUILDING BASEMENT FLOOR PLAN MECHANICAL
- M-2 MAIN BUILDING MAIN FLOOR PLAN MECHANICAL
- M-3 MAIN BUILDING UPPER FLOOR PLAN MECHANICAL
- M-4 OUT BUILDING FLOOR PLANS MECHANICAL

ELECTRICAL:


Rae McLean & Associates LTD.
CALGARY, AB

- E-1 SITE PLAN ELECTRICAL
- E-2 MAIN BUILDING BASEMENT FLOOR PLAN ELECTRICAL
- E-3 MAIN BUILDING MAIN FLOOR PLAN ELECTRICAL
- E-4 MAIN BUILDING UPPER FLOOR PLAN ELECTRICAL
- E-5 OUT BUILDING MAIN FLOOR PLAN ELECTRICAL
- E-6 OUT BUILDING UPPER FLOOR PLAN ELECTRICAL

Rae McLean & Associates Ltd.
Consulting Professional Engineers



PERMIT STAMP
RKH ARCHITECTURE LTD.
PERMIT NO. 485
ISSUED PURSUANT TO THE
ARCHITECTS ACT OF ALBERTA
RKH Architecture Ltd.
Lethbridge, Alberta
403.520.7007
1510 A - 31 Street North

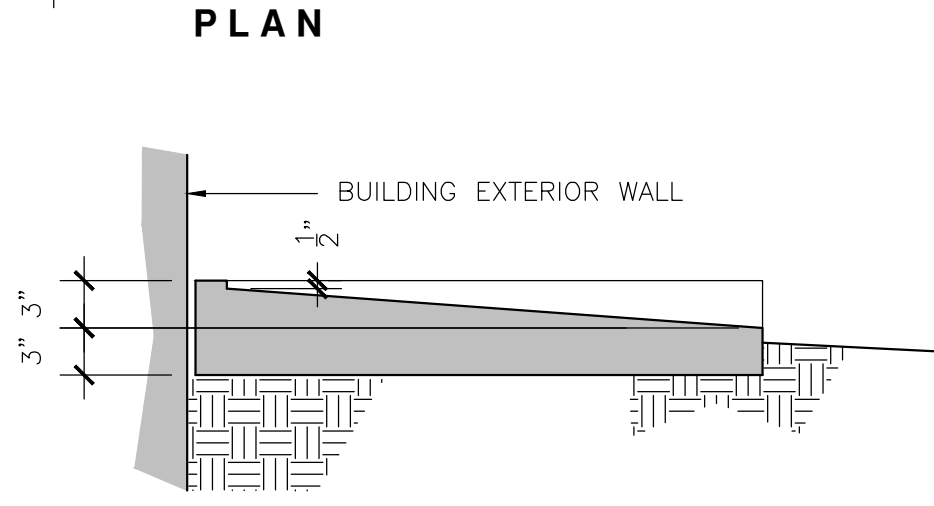
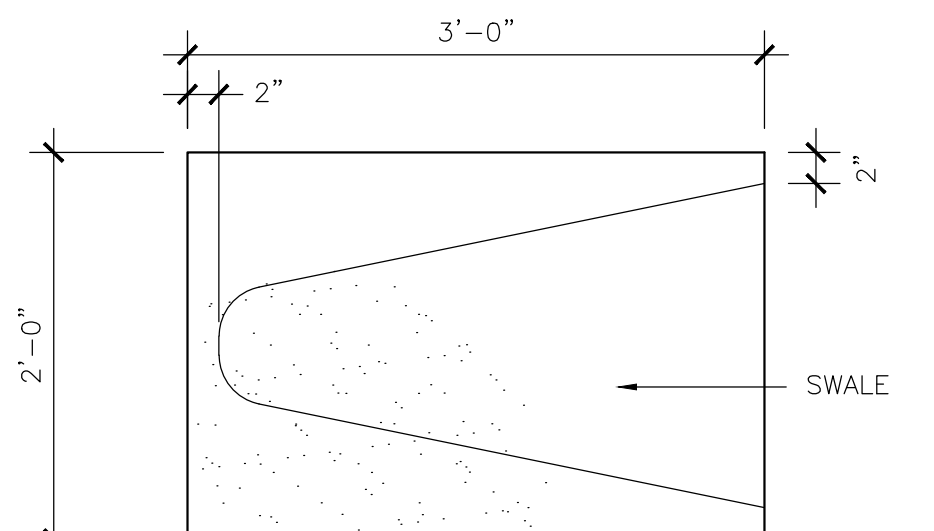
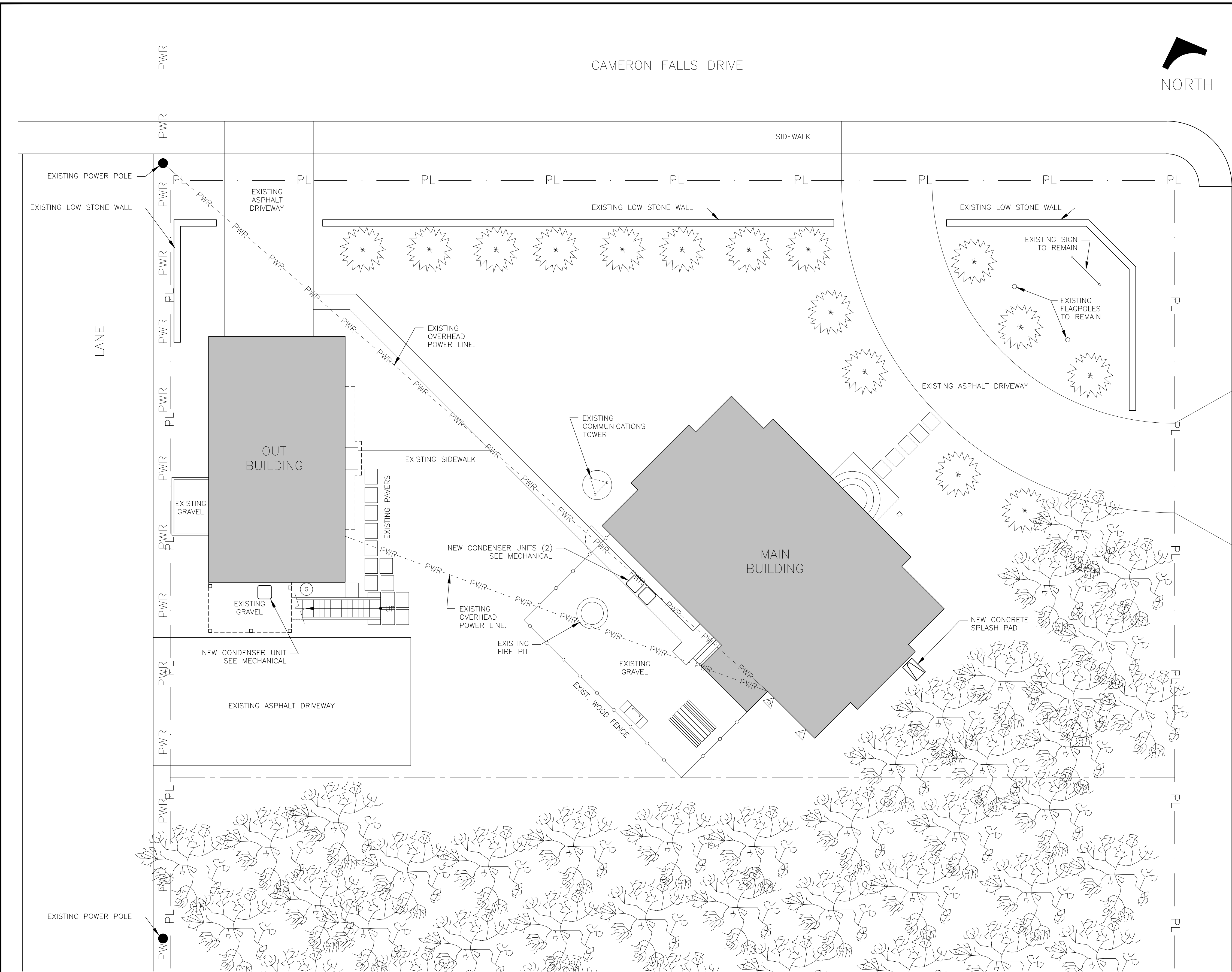


REVISION	DATE	DESCRIPTION
JUN 6, 2018		REVIEW #1
SEP 16, 2018		MECH/ELEC. INITIAL COORDINATION
OCT 29, 2018		REVIEW #2 & COORDINATION
NOV 19, 2018		95% REVIEW
NOV 28, 2018		99% REVIEW
DEC 12, 2018		TENDER
JAN 15, 2019		TENDER UPDATE

DATE
JAN. 20, 2018
PROJECT NO.
1703
DRAWN BY
M.B.R.

DRAWING NAME
COVER
PROJECT NAME
**REHABILITATION OF GOVERNMENT
OF CANADA BUILDINGS IN WATERTON**

SCALE
N.T.S.
DRAWING NO.
A1-1



1 PRECAST CONCRETE SPLASH PAD
SCALE: 1"=1'-0"

A SITE PLAN
SCALE: 1/8"=1'-0"



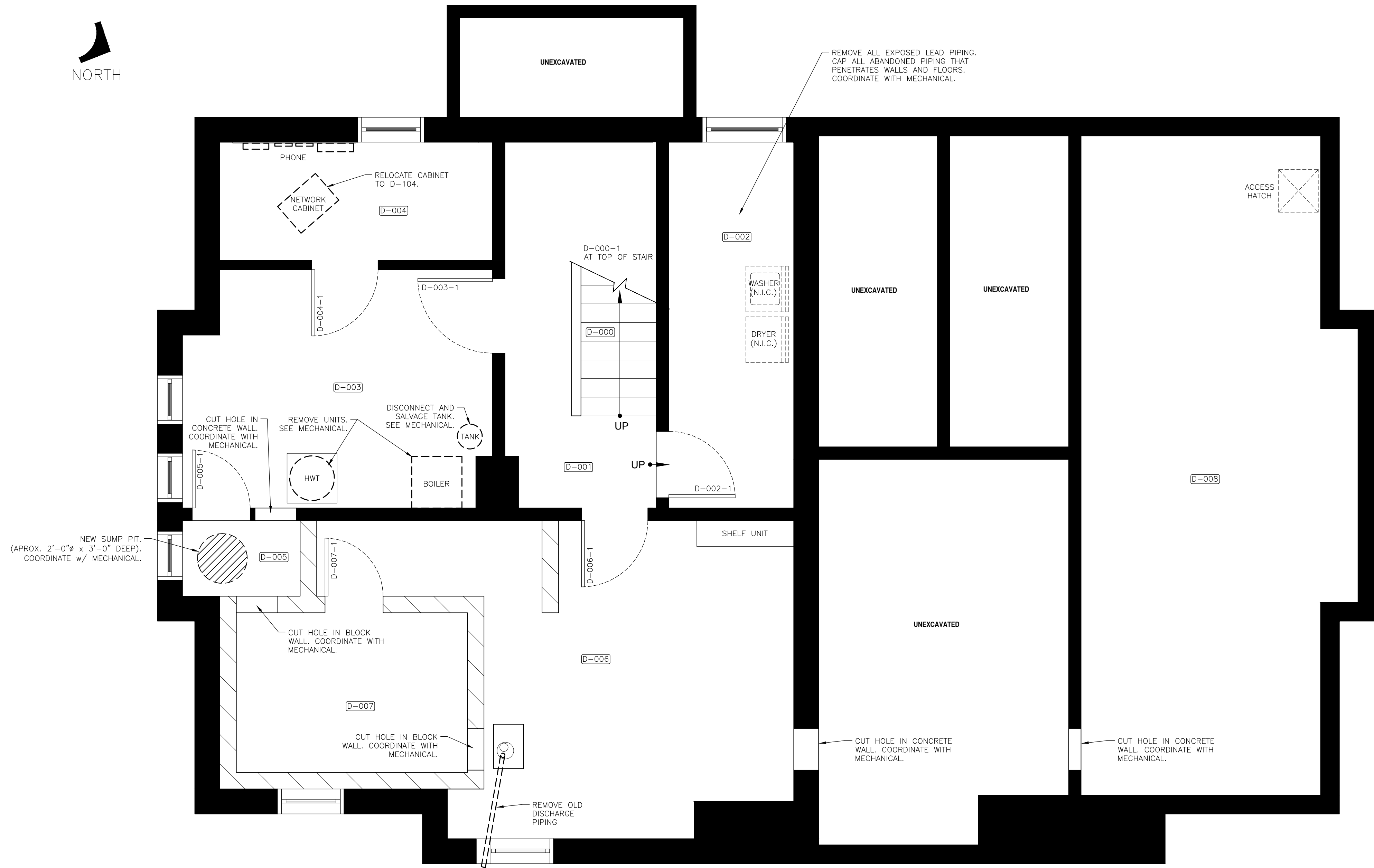
PERMIT STAMP
 RKH ARCHITECTURE LTD.
 PERMIT NO. 485
 ISSUED PURSUANT TO THE
 ARCHITECTS ACT OF ALBERTA
 RKH Architecture Ltd.
 1510 A - 31 Street North
 Leduc, Alberta
 403.220.7007

REVISION	DATE	DESCRIPTION
NOV. 19, 2018	95% REVIEW	
NOV. 28, 2018	99% REVIEW	
DEC. 12, 2018	TENDER	
JAN. 15, 2019	TENDER UPDATE	

DATE	NOV. 5, 2018
PROJECT NO.	1703
DRAWN BY	M.B.R.


DRAWING NAME
SITE PLAN
 PROJECT NAME
**REHABILITATION OF GOVERNMENT
 OF CANADA BUILDINGS IN WATERTON**

SCALE
 AS NOTED
 DRAWING NO.
A2-1



- DEMOLITION NOTES:**
- COORDINATE ALL WORK WITH ELECTRICAL AND MECHANICAL DRAWINGS AND SPECIFICATIONS.
- D-000
- REMOVE SHEET GOODS, AND ANY RESIDUAL ADHESIVE ON TREADS AND STRINGERS DOWN TO BARE WOOD.
- D-001
- PREPARE CONCRETE FLOOR AND WALLS FOR PAINTING.
- D-002
- DISCONNECT, REMOVE, AND PROPERLY DISPOSE OF ALL EXISTING EXPOSED LEAD WATER PIPING.
 - PREPARE CONCRETE FLOOR AND WALLS FOR PAINTING.
 - REMOVE EXISTING LIGHT FIXTURE.
- D-003
- DISCONNECT, REMOVE, AND DISPOSE OF HOT WATER TANK, BOILER.
 - SALVAGE EXPANSION TANK FOR REINSTALLATION.
- D-004
- OWNER TO DISCONNECT AND RELOCATE ALL COMMUNICATIONS AND NETWORK EQUIPMENT TO D-104 ON MAIN FLOOR. GENERAL CONTRACTOR TO RELOCATE EMPTY CABINET TO D-104
 - DEMOLISH ALL REMAINING COMMUNICATIONS AND NETWORK WIRING.
- D-005
- RELOCATE HISTORIC DOORS TO G-100 FOR STORAGE AND REUSE.
 - REMOVE SLAB AND EXCAVATE FOR NEW SUMP BARREL.
 - CUT HOLE IN FOUNDATION WALL FOR DUCTING. COORDINATE WITH MECHANICAL.
 - PREPARE WINDOW FOR DISCHARGE PIPING. COORDINATE WITH MECHANICAL.
- D-006
- DISCONNECT AND REMOVE EXISTING SUMP PUMP DISCHARGE PIPING.
 - CUT HOLE IN FOUNDATION WALL FOR DUCTING. COORDINATE WITH MECHANICAL.
- D-007
- CUT HOLE IN WALLS FOR DUCTING. COORDINATE WITH MECHANICAL.
- D-008
- CUT HOLE IN FOUNDATION WALL FOR DUCTING. COORDINATE WITH MECHANICAL.
 - COORDINATE LOCATION OF ACCESS HATCH WITH MILLWORK IN ROOM D-101A.
 - REMOVE/RELOCATE SOILS IN SUFFICIENT QUANTITIES TO BE ABLE TO INSTALL DUCTS AND CABLES.

A
BASEMENT DEMOLITION PLAN
 SCALE: 3/8"=1'-0"



PERMIT STAMP

RKH ARCHITECTURE LTD.
 485 PERMIT NO. 485
 ISSUED PURSUANT TO THE
 ARCHITECTS ACT OF ALBERTA

RKH Architecture Ltd.
 Lumberidge, Alberta 403.520.7007
 1510 A - St Street North

REVISION

JUN 6, 2018 - REVIEW #1
 SEP 16, 2018 - MECH/ELEC. INITIAL COORDINATION
 OCT 29, 2018 - REVIEW #2 & COORDINATION
 NOV 19, 2018 - 95% REVIEW
 NOV 28, 2018 - 99% REVIEW
 DEC 12, 2018 - TENDER
 JAN 15, 2019 - TENDER UPDATE

DATE

JAN. 20, 2018

PROJECT NO.

1703

DRAWN BY

M.B.R.

DRAWING NAME

M.B. BSMT DEMO PLAN

DRAWING NAME

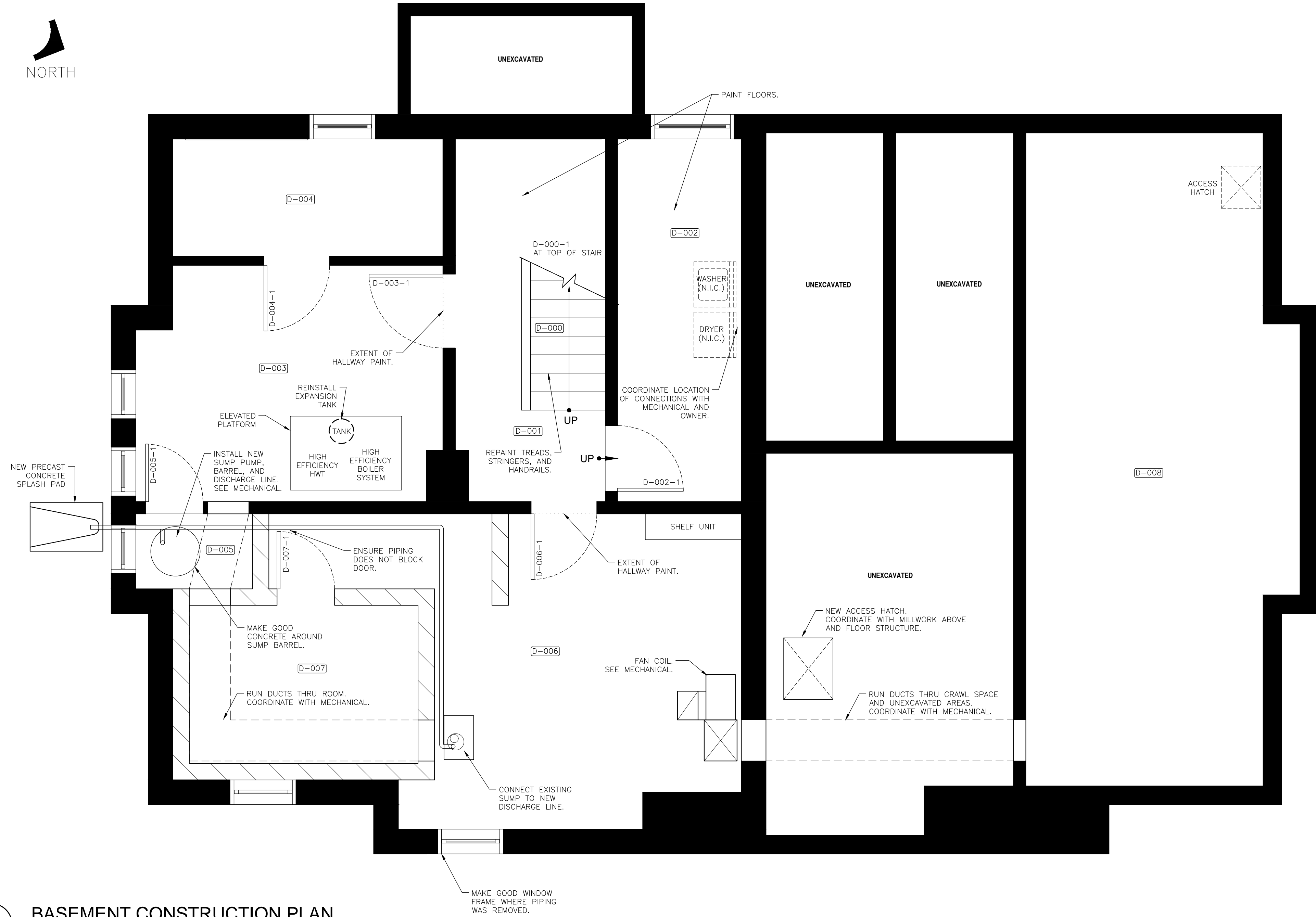
**REHABILITATION OF GOVERNMENT
 OF CANADA BUILDINGS IN WATERTON**

SCALE

AS NOTED

DRAWING NO.

A3-1



CONSTRUCTION NOTES:

1. COORDINATE ALL WORK WITH ELECTRICAL AND MECHANICAL DRAWINGS AND SPECIFICATIONS.
2. FIRESTOP ALL PENETRATIONS BETWEEN FLOOR LEVELS.

D-000

- REPAIR AND PAINT HANDRAIL, STRINGERS, TRIM, AND TREADS.
- REPAINT WALLS.
- SUPPLY AND INSTALL ANTI-SLIP COATINGS TO TREADS.

D-001

- PAINT FLOOR AND WALLS. ENSURE FLOOR PAINT IS ANTI-SLIP.
- PAINT CORRIDOR SIDE OF DOORS AND TRIM FOR ROOMS D-003 AND D-006.

D-002

- INSTALL NEW POLY POTABLE WATER PIPING. SEE MECHANICAL.
- PAINT FLOOR AND WALLS. ENSURE FLOOR PAINT IS ANTI-SLIP.
- REINSTALL OWNER SUPPLIED WASHER AND DRYER.
- INSTALL NEW LIGHT FIXTURE.

D-003

- INSTALL NEW BOILER SYSTEM AND HOT WATER TANK. SYSTEM TO BE PLACED ON A PLATFORM AS FAR ABOVE EXISTING FLOOR AS POSSIBLE. REUSE EXISTING EXPANSION TANK AND VENTING AND DISTRIBUTION PIPING WHERE POSSIBLE. SEE MECHANICAL.
- LEAVE EXISTING G.W.B. IN PLACE AND COVER ENTIRE CEILING OF ROOM WITH MOISTURE AND MOLD RESISTANT TYPE 'X' G.W.B. FIRESTOP ALL PENETRATIONS.

D-004

- LEAVE EXISTING G.W.B. IN PLACE AND COVER ENTIRE CEILING OF ROOM WITH MOISTURE AND MOLD RESISTANT TYPE 'X' G.W.B. FIRESTOP ALL PENETRATIONS.

D-005

- INSTALL NEW SUMP DISCHARGE PIPING THROUGH WINDOW.
- SUPPLY AND INSTALL NEW SUMP PUMP AND BARREL.
- SUPPLY AND INSTALL DUCTS AS SHOWN ON MECHANICAL DRAWINGS.

D-006

- INSTALL SUMP DISCHARGE PIPING THROUGH CORRIDOR TO D-007 AND THROUGH WALL TO D-005.
- PATCH/REPAIR HOLE IN WALL WHERE EXISTING DISCHARGE PIPING WAS REMOVED. (SWAP HISTORIC WINDOWS IF POSSIBLE).
- SUPPLY AND INSTALL FAN COIL. SEE MECHANICAL.
- SUPPLY AND INSTALL DUCTING. SEE MECHANICAL.


D-007

- SUPPLY AND INSTALL DUCTING AND DISCHARGE PIPING. SEE MECHANICAL.

D-008

- SUPPLY AND INSTALL DUCTING. SEE MECHANICAL.
- FRAME ACCESS HATCH.
- ADD BLOCKING TO REINFORCE INSTALLATION OF MILLWORK ABOVE.

BASEMENT CONSTRUCTION PLAN
SCALE: 3/8" = 1'-0"



RKH ARCHITECTURE LTD.
REGISTERED ARCHITECTS ACT OF ALBERTA
ISSUED PURSUANT TO THE ARCHITECTS ACT OF ALBERTA
1510 A. St. Street North
Lethbridge, Alberta
403.520.7007

REVISION	DATE	DESCRIPTION
JUN 6, 2018	REVIEW #1	
SEP 18, 2018	MECH/ELEC. INITIAL COORDINATION	
OCT 29, 2018	REVIEW #2 & COORDINATION	
NOV 19, 2018	95% REVIEW	
NOV 28, 2018	99% REVIEW	
DEC 12, 2018	TENDER	
JAN 15, 2019	TENDER UPDATE	


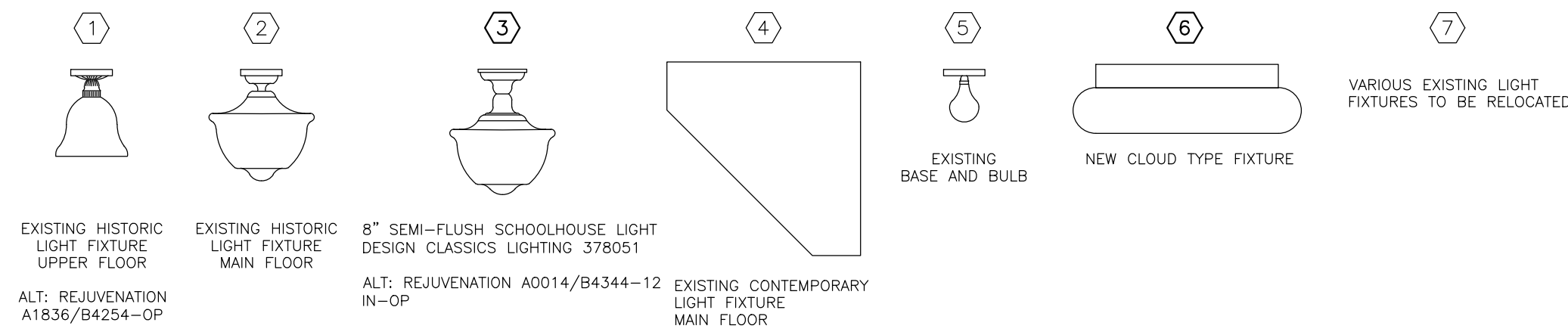
DATE	JAN. 20, 2018
PROJECT NO.	1703
DRAWN BY	M.B.R.

DRAWING NAME	M.B. BSMT. CONSTRUCTION
PROJECT NAME	REHABILITATION OF GOVERNMENT OF CANADA BUILDINGS IN WATERTON

SCALE	AS NOTED
DRAWING NO.	A3-2



A
BASEMENT REFLECTED CEILING PLAN
 SCALE: 3/8" = 1'-0"



PERMIT STAMP
 RKH ARCHITECTURE LTD.
 PERMIT NO. 485
 ISSUED PURSUANT TO THE
 ARCHITECTS ACT OF ALBERTA

RKH Architecture Ltd.
 Lethbridge, Alberta
 403.320.7007

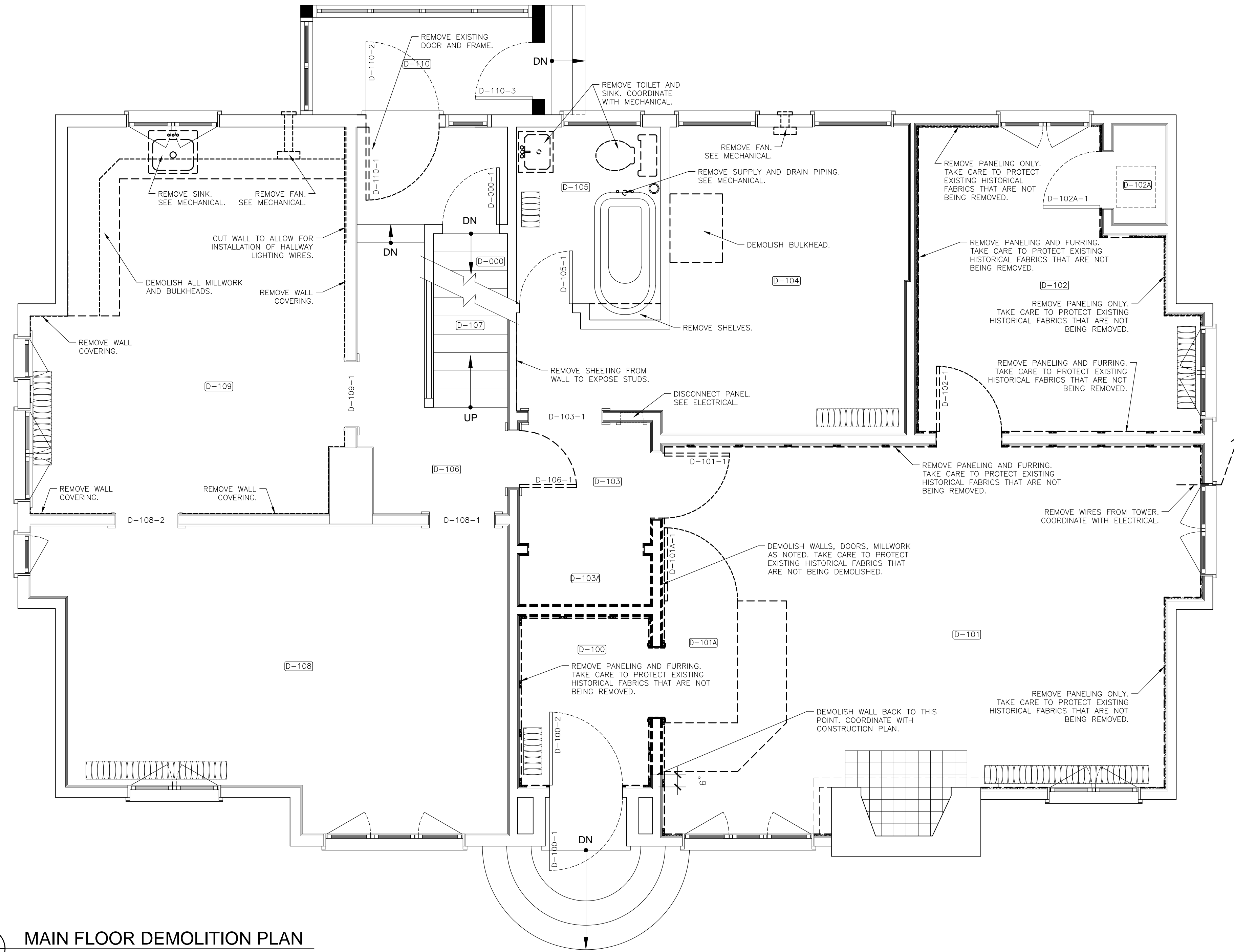


REVISION	NOV. 19, 2018	95% REVIEW
	NOV. 28, 2018	99% REVIEW
	DEC. 12, 2018	TENDER
	JAN. 15, 2019	TENDER UPDATE

DATE: NOV. 5, 2018
 PROJECT NO.: 1703
 DRAWN BY: M.B.R.

DRAWING NAME: **M.B. BASEMENT R.C.P.**
 PROJECT NAME: **REHABILITATION OF GOVERNMENT OF CANADA BUILDINGS IN WATERTON**

SCALE: **AS NOTED**
 DRAWING NO.: **A3-3**



A
- **MAIN FLOOR DEMOLITION PLAN**
SCALE: 3/8"=1'-0"

DEMOLITION NOTES:

1. ATTENTION MUST BE MADE TO AND CARE TAKEN TO NOT DAMAGING ANY HISTORIC MATERIALS AND FIXTURES INCLUDING LATH & PLASTER FINISHES TO WALLS AND CEILINGS, ALL BASEBOARDS AND TRIM, AND LIGHT FIXTURES DURING THE DEMOLITION PROCESS.
2. COORDINATE ALL WORK WITH ELECTRICAL AND MECHANICAL DRAWINGS AND SPECIFICATIONS.

HISTORIC WOOD TRIM:

- ALL BASEBOARDS, TRIM, AND PICTURE RAILS ARE TO BE CAREFULLY REMOVED IN PREPARATION FOR REFINISHING.
- IDENTIFY AND MARK ON EACH PIECE THE LOCATION EACH ITEM IS REMOVED FROM.
- REMOVE PAINT FROM ALL DOORS, BASEBOARDS, TRIM, AND PICTURE RAILS EXPOSING LACQUERED FINISH.
- REPAIR WOOD AS NECESSARY AND REJUVENATE LACQUERED FINISH ON ALL PIECES.
- REINSTALL ALL PIECES IN ORIGINAL LOCATIONS.

LIGHT FIXTURES:

- COORDINATE THE REMOVAL OF CEILING GRIDS AND LIGHT FIXTURES WITH ELECTRICAL.

D-100

- REMOVE EXISTING WOOD WALL PANELING AND FURRING.
- REMOVE CEILING TILES AND GRID.
- DISCONNECT AND STORE RADIANT HEATER FOR LATER REINSTALLATION.
- DEMOLISH WALLS AS NOTED.
- REMOVE SHEET GOODS, AND ANY RESIDUAL ADHESIVE FROM FLOOR DOWN TO BARE WOOD.

D-101

- REMOVE EXISTING WOOD WALL PANELING AND FURRING. RETAIN FURRING AND INSULATION ON EXTERIOR WALLS.
- REMOVE CEILING TILES AND GRID.
- REMOVE CARPET AND SHEET GOODS, AND ANY RESIDUAL ADHESIVE FROM FLOOR DOWN TO BARE WOOD.
- REMOVE DOOR 101-1 AND FRAME.
- COORDINATE RELOCATION OF ANTENNA FEED WIRE WITH ELECTRICAL AND OWNER.
- COORDINATE REFINISHING OF FIREPLACE WITH ARCHITECT.

D-101A

- REMOVE EXISTING WOOD WALL PANELING AND FURRING. RETAIN FURRING AND INSULATION ON EXTERIOR WALLS.
- REMOVE CEILING TILES AND GRID.
- REMOVE CARPET AND SHEET GOODS, AND ANY RESIDUAL ADHESIVE FROM FLOOR DOWN TO BARE WOOD.
- REMOVE MILLWORK AND GATE 101A-1 IN THEIR ENTIRETY.
- CUT AND FRAME CRAWL SPACE ACCESS HATCH. ENSURE THAT HATCH WILL BE COMPLETELY COVERED BY NEW MILLWORK.

D-102

- REMOVE EXISTING WOOD WALL PANELING AND FURRING. RETAIN FURRING AND INSULATION ON EXTERIOR WALLS.
- REMOVE CEILING TILES AND GRID.
- REMOVE CARPET AND SHEET GOODS, AND ANY RESIDUAL ADHESIVE FROM FLOOR DOWN TO BARE WOOD.
- REMOVE DOOR 102-1 AND FRAME.

D-103

- REMOVE AND SALVAGE ALL BASEBOARDS, DOOR FRAMES, DOOR JAMBS, TRIM, AND DOOR FACES BEING DEMOLISHED.
- REMOVE SHEET GOODS, AND ANY RESIDUAL ADHESIVE FROM FLOOR DOWN TO BARE WOOD.

D-103A

- REMOVE AND SALVAGE ALL BASEBOARDS, DOOR FRAMES, DOOR JAMBS, TRIM, AND DOOR FACES BEING DEMOLISHED.
- REMOVE SHEET GOODS, AND ANY RESIDUAL ADHESIVE FROM FLOOR DOWN TO BARE WOOD.

D-104

- PREPARE CONCRETE FLOOR FOR PAINTING.
- REMOVE FAN. SEE MECHANICAL.
- REMOVE BULKHEAD ENCLOSING PIPING IN CEILING.

D-105

- PREPARE CONCRETE FLOOR FOR PAINTING.
- REMOVE SINK AND TOILET.
- CAREFULLY REMOVE TUB AND STORE FOR LATER REINSTALLATION.

D-106

- REMOVE ALL PAINT FROM BASEBOARDS, DOOR FRAMES, DOOR JAMBS, TRIM, AND DOOR FACES.
- REMOVE SHEET GOODS, AND ANY RESIDUAL ADHESIVE FROM FLOOR DOWN TO BARE WOOD.
- REMOVE DOOR 106-1 AND SALVAGE TO OWNER. STORE IN G-100.
- COORDINATE REMOVAL OF EXIT SIGN AND WIRING WITH ELECTRICAL.

D-107

- REMOVE ALL PAINT FROM BASEBOARDS, STAIR STRINGERS, AND TRIM.
- REMOVE ANY RESIDUAL ADHESIVE FROM STAIR TREADS AND FLOORING DOWN TO BARE WOOD.

D-108


- REMOVE CEILING TILE GRID.
- REMOVE ANY RESIDUAL ADHESIVE FROM FLOOR DOWN TO BARE WOOD.

D-109

- REMOVE VINYL WALL COVERING.
- REMOVE ALL MILLWORK IN ITS ENTIRETY.
- REMOVE BULKHEAD ABOVE MILLWORK IN ITS ENTIRETY.
- REMOVE SHEET GOODS, AND ANY RESIDUAL ADHESIVE FROM FLOOR DOWN TO BARE WOOD.
- REMOVE FAN. SEE MECHANICAL.
- REMOVE CEILING TILES AND GRID.

D-110

- REMOVE DOOR 110-1 AND FRAME. PROTECT INTERNAL AND EXTERIOR FINISHES FROM DAMAGE DURING THE REMOVAL OF THE FRAME.
- REMOVE SHEET GOODS, AND ANY RESIDUAL ADHESIVE FROM FLOOR DOWN TO BARE WOOD.



SEAL

ROBERT K. HI-RANO
REGISTERED ARCHITECT
ALBERTA

PERMIT STAMP

RKH ARCHITECTURE LTD.
RKH ARCHITECTURE LTD.
PERMIT NO. 485
ISSUED PURSUANT TO THE
ARCHITECTS ACT OF ALBERTA

RKH Architecture Ltd.
Lumbridge, Alberta
403.520.7007
1510 A - 51 Street North

--

REVISION	JUN 6, 2018 - REVIEW #1
	SEP 18, 2018 - MECH/ELEC. INITIAL COORDINATION
	OCT 29, 2018 - REVIEW #2 & COORDINATION
	NOV 19, 2018 - 95% REVIEW
	NOV 28, 2018 - 99% REVIEW
	DEC 12, 2018 - TENDER
	JAN 15, 2019 - TENDER UPDATE

DATE	JAN. 20, 2018
PROJECT NO.	1703
DRAWN BY	M.B.R.

DRAWING NAME

M.B. MAIN FLOOR DEMO

PROJECT NAME

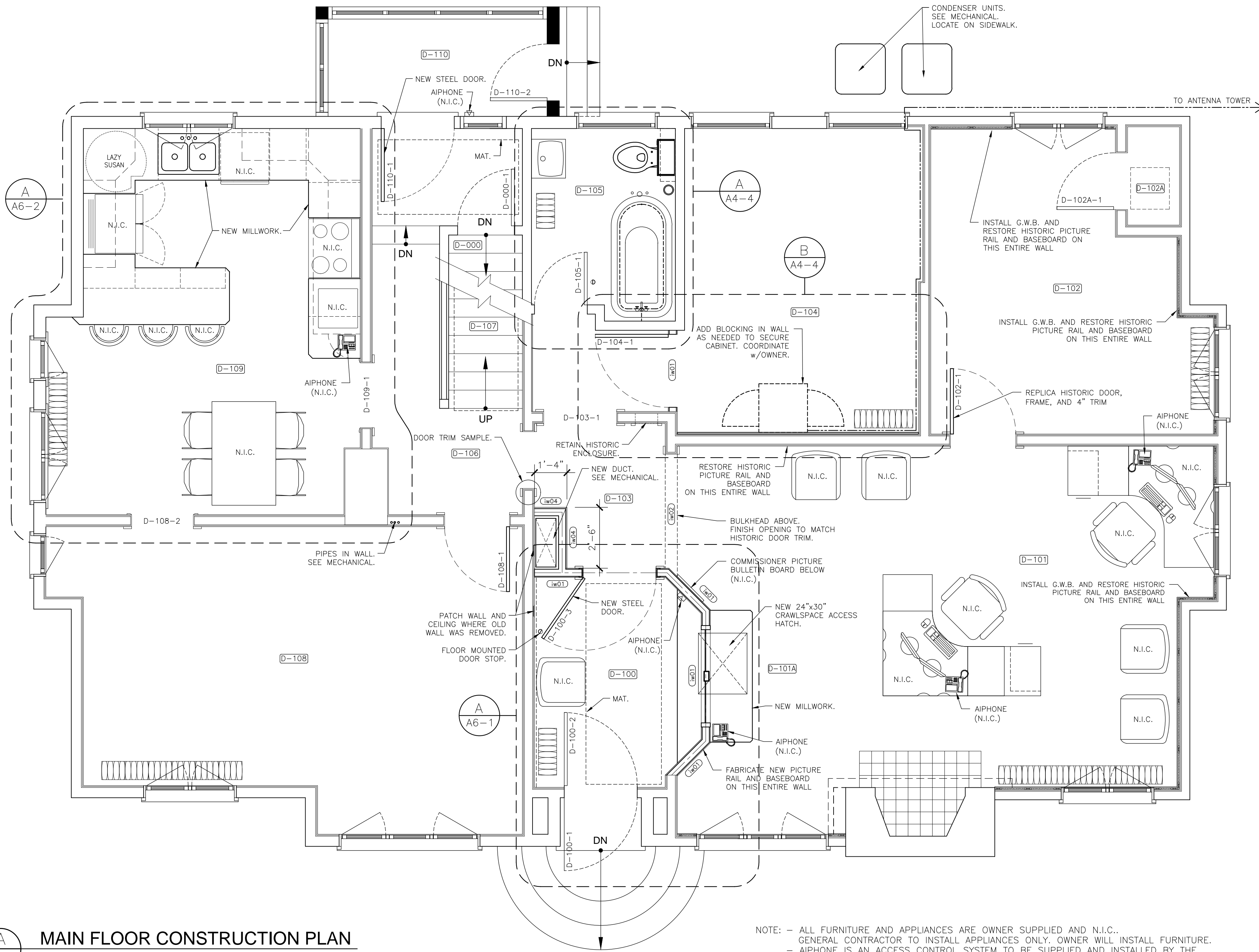
**REHABILITATION OF GOVERNMENT
OF CANADA BUILDINGS IN WATERTON**

SCALE

AS NOTED

DRAWING NO.

A4-1



A MAIN FLOOR CONSTRUCTION PLAN
SCALE: 3/8"=1'-0"

NOTE: - ALL FURNITURE AND APPLIANCES ARE OWNER SUPPLIED AND N.I.C..
GENERAL CONTRACTOR TO INSTALL APPLIANCES ONLY. OWNER WILL INSTALL FURNITURE.
- AIPHONE IS AN ACCESS CONTROL SYSTEM TO BE SUPPLIED AND INSTALLED BY THE OWNER. GENERAL CONTRACTOR IS REQUIRED TO SUPPLY AND INSTALL WIRING FOR THE SYSTEM.

CONSTRUCTION NOTES:

- UNLESS OTHERWISE NOTED, MAKE GOOD ALL WALLS, CEILINGS, AND FLOORS AS REQUIRED. TOUCH-UP AS REQUIRED TO WINDOW FRAMES AND TRIM. PAINT CEILINGS AND WALLS.
- AIPHONE IS AN ACCESS CONTROL SYSTEM TO BE SUPPLIED AND INSTALLED BY THE OWNER. GENERAL CONTRACTOR IS REQUIRED TO SUPPLY AND INSTALL WIRING FOR THE SYSTEM.
- COORDINATE ALL WORK WITH ELECTRICAL AND MECHANICAL DRAWINGS AND SPECIFICATIONS.
- FIRESTOP ALL PENETRATIONS BETWEEN FLOOR LEVELS.

HISTORIC WOOD TRIM:

- WALLS ARE TO BE PATCHED AND PAINTED PRIOR TO THE REINSTALLATION OF WOOD TRIM PIECES.
- ALL BASEBOARDS, TRIM, AND PICTURE RAILS ARE TO BE REPAIRED AND REJUVENATED PRIOR TO REINSTALLATION.
- ENSURE ALL PIECES ARE REINSTALLED IN ORIGINAL LOCATIONS.
- UTILIZE SALVAGED HISTORIC PIECES IN PREFERENCE TO FABRICATING NEW PIECES.
- FOR NEW DOOR TRIM, USE EXISTING SAMPLE NOTED IN CORRIDOR AS A TEMPLATE.
- PROVIDE MOCK-UP AS PER SPECIFICATIONS FOR REVIEW PRIOR TO FINISHING.

HISTORIC FLOORING:

- FLOORS ARE TO BE SANDED TO BARE WOOD.
- REPAIR ALL DAMAGE PRIOR TO REFINISHING.
- PROVIDE MOCK-UP AS PER SPECIFICATIONS FOR REVIEW PRIOR TO FINISHING.
- FLOORS TO BE RECEIVE LACQUERED FINISH TO MATCH EXISTING WOOD TRIM.

D-100

- MAKE GOOD ALL WALLS, CEILING, AND FLOOR.
- REFURBISH AND REINSTALL HISTORIC LIGHTING FIXTURE.
- ROUGH-IN FOR OWNER SUPPLIED AIPHONE.
- SUPPLY AND INSTALL STEEL SECURITY DOOR 100-1, MAGLOCK, FRAME, AND HARDWARE.
- SUPPLY AND INSTALL MAT. (CUSTOM MAT TO MATCH CARPET RUNNER)
- SUPPLY AND INSTALL FLOOR MOUNTED DOOR STOP.

D-101

- MAKE GOOD ALL HISTORIC WALLS, CEILING, AND FLOOR.
- INSTALL NEW 1/2" G.W.B. ON EXTERIOR WALLS.
- SUPPLY AND INSTALL PERIOD CORRECT REPLICA LIGHT FIXTURES.
- OWNER TO SUPPLY AND INSTALL WORKSTATION FURNITURE.
- ROUGH-IN FOR OWNER SUPPLIED AIPHONE.
- PATCH, REPAIR, AND PAINT WINDOW FRAME WHERE WIRING PENETRATED.
- COORDINATE REFINISHING OF FIREPLACE WITH ARCHITECT.

D-101A

- MAKE GOOD ALL HISTORIC WALLS, CEILING, AND FLOOR.
- FRAME NEW WALL AND MILLWORK AS NOTED ON A4-4.
- ROUGH-IN FOR OWNER SUPPLIED AIPHONE.
- SUPPLY AND INSTALL PERIOD CORRECT REPLICA LIGHT FIXTURES.
- CUT AND FRAME CRAWL SPACE ACCESS HATCH. ENSURE THAT HATCH WILL BE COMPLETELY COVERED BY NEW MILLWORK.

D-102

- MAKE GOOD ALL HISTORIC WALLS, CEILING, AND FLOOR.
- INSTALL NEW 1/2" G.W.B. ON EXTERIOR WALLS.
- SUPPLY AND INSTALL PERIOD CORRECT REPLICA LIGHT FIXTURE.
- INSTALL HISTORIC REPLICA DOOR 102-1, FRAME, AND HARDWARE.

D-103

- MAKE GOOD ALL WALLS, CEILING, AND FLOOR.
- FRAME WALLS AROUND MECHANICAL DUCT.
- SUPPLY AND INSTALL RETURN AIR GRILLE. SEE MECHANICAL.
- FRAME BULKHEAD AND INSTALL TRIM.

D-103A

- ROOM NO LONGER EXISTS.

D-104

- SUPPLY AND INSTALL STEEL DOOR 104-1, FRAME, AND HARDWARE.
- PAINT AND SEAL CONCRETE FLOOR. ENSURE FLOOR PAINT IS ANTI-SLIP.
- SUPPLY AND INSTALL COMMUNICATIONS AND DATA CABLING AND PERFORM ALL NECESSARY CONNECTIONS (INCLUDES CONNECTION TO ANTENNA TOWER).
- OWNER TO RELOCATE COMMUNICATIONS AND DATA EQUIPMENT.
- COORDINATE INSTALLATION OF WASHROOM EXHAUST FAN AND DUCTING WITH MECHANICAL.

D-105

- REMOVE OLD SHELVES.
- REMOVE OLD TUB SUPPLY AND DRAIN LINES. SEE MECHANICAL.
- PATCH HOLES IN FLOOR.
- CORE FLOOR FOR NEW SUPPLY AND DRAIN LINES. SEE MECHANICAL.
- ROTATE TUB 180°
- PAINT AND SEAL CONCRETE FLOOR. ENSURE FLOOR PAINT IS ANTI-SLIP.
- SUPPLY AND INSTALL TUB FIXTURES AND SHOWERHEAD.
- SUPPLY AND INSTALL SHOWER CURTAIN, HOOKS, AND ROD.
- SUPPLY AND INSTALL FLOOR MOUNTED DOOR STOP.
- INSTALL NEW TOILET.
- INSTALL SINK RELOCATED FROM APARTMENT.
- OWNER TO SUPPLY AND GENERAL CONTRACTOR TO INSTALL STORAGE CABINET ABOVE TOILET.

D-106

- MAKE GOOD DOOR FRAME AND TRIM
- MAKE GOOD ALL WALLS, CEILING, TRIMS, AND FLOOR.
- SUPPLY AND INSTALL PERIOD CORRECT REPLICA LIGHT FIXTURE.

D-107

- REFINISH AS NECESSARY ALL STAIR TREADS, STRINGERS, LANDINGS, AND RAILINGS.
- MAKE GOOD ALL WALLS AND CEILINGS.
- SUPPLY AND INSTALL CARPET RUNNER AND RODS ON STAIR.

D-108

- MAKE GOOD ALL WALLS, CEILING, AND FLOOR.
- REFINISH HISTORIC DOORS, FRAMES, AND TRIM.
- REFURBISH AND REINSTALL HISTORIC DOOR 108-1.

D-109

- MAKE GOOD ALL WALLS, CEILING, AND FLOOR.
- COORDINATE INSTALLATION OF EXIT LIGHTS IN CORRIDOR WITH ELECTRICAL AND THE FINISHING OF WALLS AND INSTALLATION OF MILLWORK.
- SUPPLY AND INSTALL 4" WALL TILE AS NOTED.
- SUPPLY AND INSTALL NEW MILLWORK.
- ROUGH-IN FOR OWNER SUPPLIED AIPHONE.
- INSTALL OWNER SUPPLIED APPLIANCES.
- COORDINATE INSTALLATION OF EXHAUST FAN WITH ELECTRICAL, MECHANICAL, AND MILLWORK INSTALLATION.
- SUPPLY AND INSTALL CONTEMPORARY LIGHT FIXTURES.

D-110

- SUPPLY AND INSTALL STEEL DOOR 110-1, FRAME, AND HARDWARE.
- ROUGH-IN FOR OWNER SUPPLIED AIPHONE.
- MAKE GOOD ALL WALLS, CEILING, TRIMS, AND FLOOR.
- SUPPLY AND INSTALL MAT. (CUSTOM MAT TO MATCH CARPET RUNNER)

CONSTRUCTION ASSEMBLY SCHEDULE		
ASSEMBLY ID	DESCRIPTION	GRAPHICAL REPRESENTATION
iw01	SECURITY WALL (2x4) - 5/8" IMPACT RESISTANT GYPSUM WALL BOARD - DIAMOND STEEL MESH. SEE SPECS. - 2"x4" WOOD STUDS AT 12" O.C. - 5/8" IMPACT RESISTANT GYPSUM WALL BOARD	VESTIBULE 12" RECEPTION
iw02	REGULAR WALL (2x4) - 1/2" GYPSUM WALL BOARD - 2"x4" WOOD STUDS AT 16" O.C. - 1/2" GYPSUM WALL BOARD	16"
iw03	TILE WALL (2x4) - CERAMIC WALL TILE - 1/2" MOISTURE RESISTANT GYPSUM WALL BOARD - 2"x4" WOOD STUDS AT 12" O.C. - 1/2" GYPSUM WALL BOARD	SHOWER 12" TILE
iw04	ENCLOSURE WALL (2x4) - 1/2" MOISTURE RESISTANT GYPSUM WALL BOARD - 2"x4" WOOD STUDS AT 16" O.C.	CORRIDOR 16"



PERMIT STAMP
RKH ARCHITECTURE LTD.
REGISTERED PROFESSIONAL ARCHITECT
ISSUED PURSUANT TO THE ARCHITECTS ACT OF ALBERTA
1510 A - 51 Street North
Leduc, Alberta
403.520.7007
RKH Architecture Ltd.

REVISION
JUN 6, 2018 - REVIEW #1
SEP 16, 2018 - MECH/ELEC. INITIAL COORDINATION
OCT 29, 2018 - REVIEW #2 & COORDINATION
NOV 19, 2018 - 95% REVIEW
NOV 28, 2018 - 99% REVIEW
DEC 12, 2018 - TENDER
JAN 15, 2019 - TENDER UPDATE


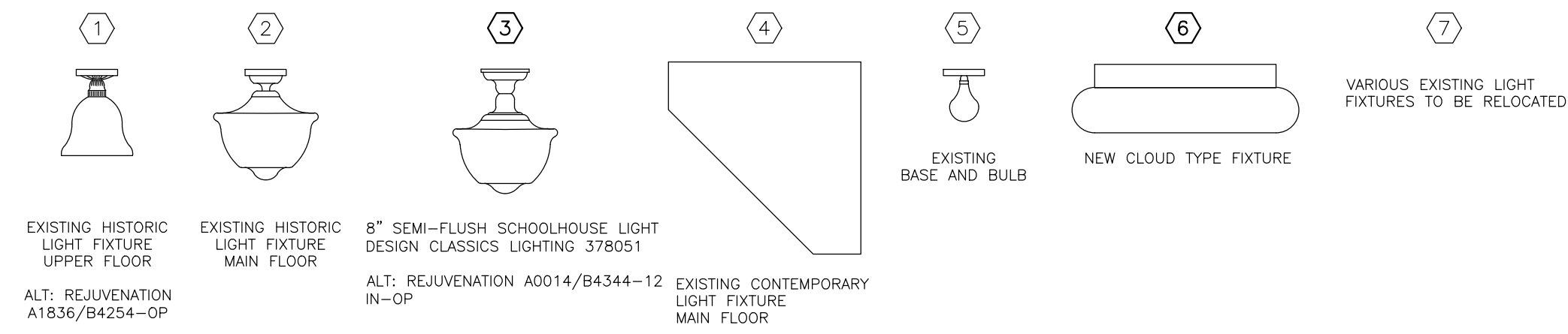
DATE
JAN. 20, 2018
PROJECT NO.
1703
DRAWN BY
M.B.R.

DRAWING NAME
M.B. MAIN FL. CONSTRUCTION
PROJECT NAME
REHABILITATION OF GOVERNMENT OF CANADA BUILDINGS IN WATERTON

SCALE
AS NOTED
DRAWING NO.
A4-2




A
- **MAIN FLOOR REFLECTED CEILING PLAN**
SCALE: 3/8"=1'-0"



PERMIT STAMP
RKH ARCHITECTURE LTD.
RKH ARCHITECTURE LTD.
PERMIT NO. 485
ISSUED PURSUANT TO THE
ARCHITECTS ACT OF ALBERTA

RKH Architecture Ltd.
Lumbridge, Alberta
403.520.7007
1510 A - St Street North



REVISION	NOV. 19, 2018 - 95% REVIEW
	NOV. 28, 2018 - 99% REVIEW
	DEC. 12, 2018 - TENDER
	JAN. 15, 2019 - TENDER UPDATE

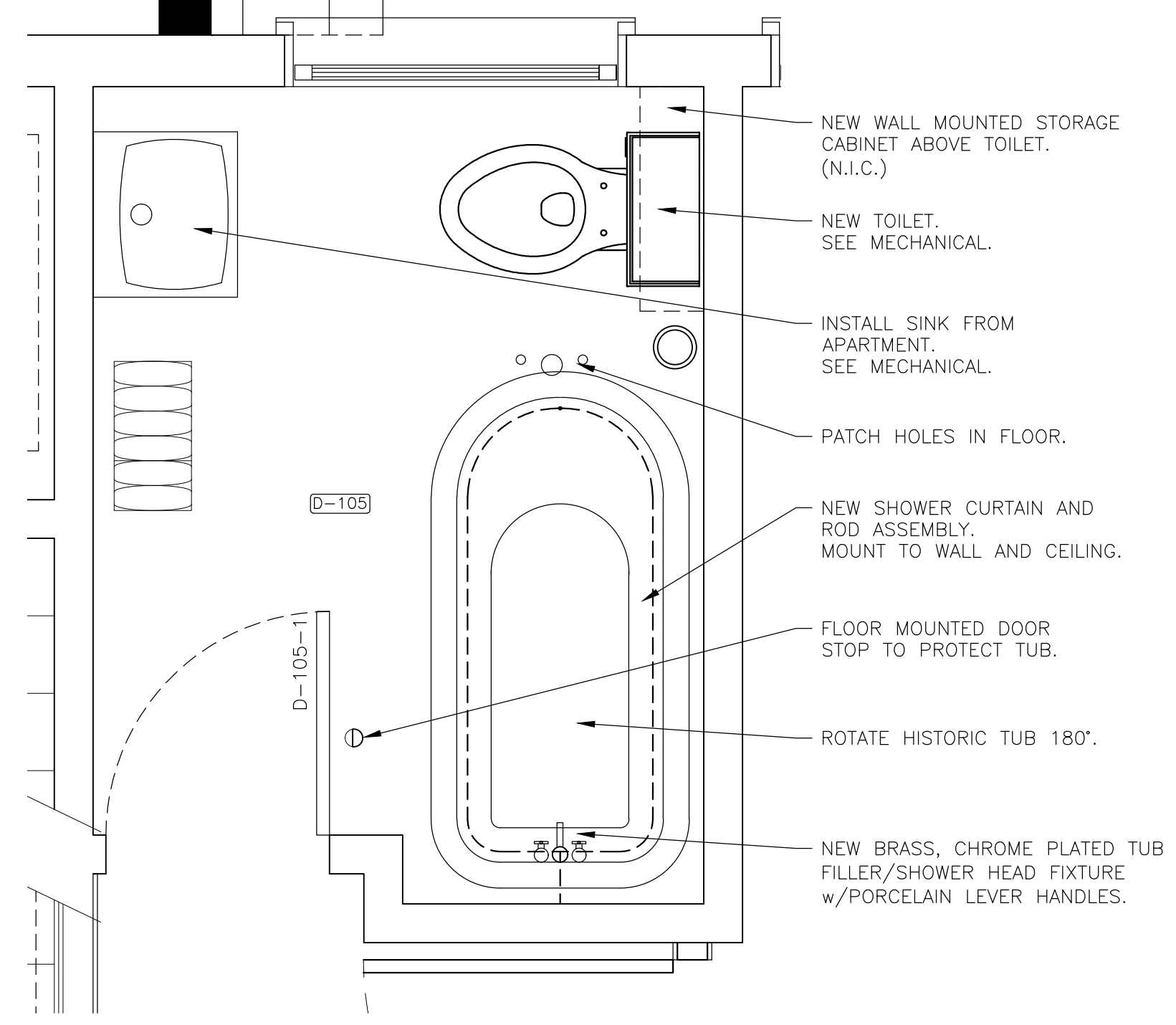
DATE	NOV. 5, 2018
PROJECT NO.	1703
DRAWN BY	M.B.R.

DRAWING NAME
M.B. MAIN FLOOR R.C.P.

DRAWING NAME
REHABILITATION OF GOVERNMENT OF CANADA BUILDINGS IN WATERTON

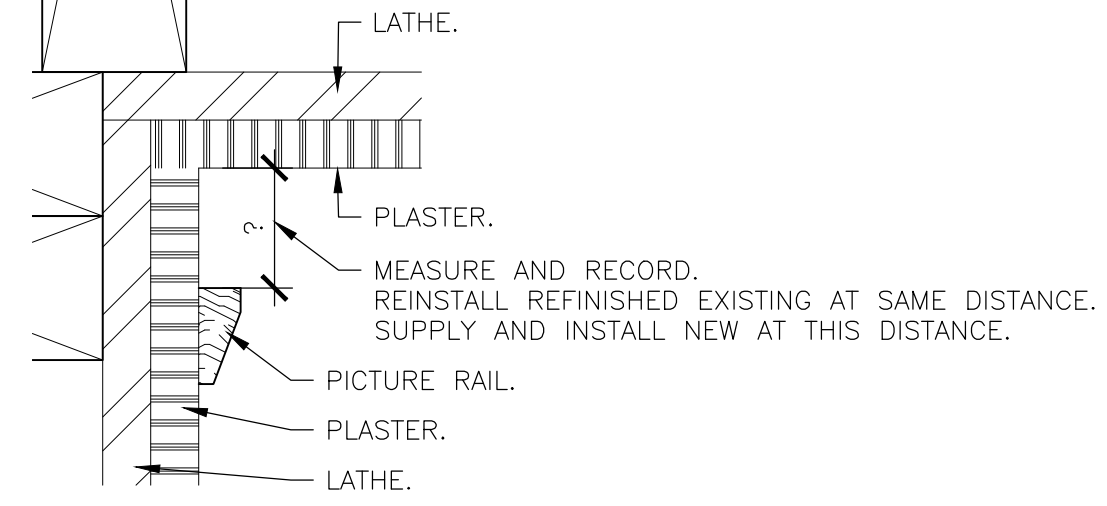
SCALE
AS NOTED

DRAWING NO.
A4-3




SHOWER ASSEMBLY

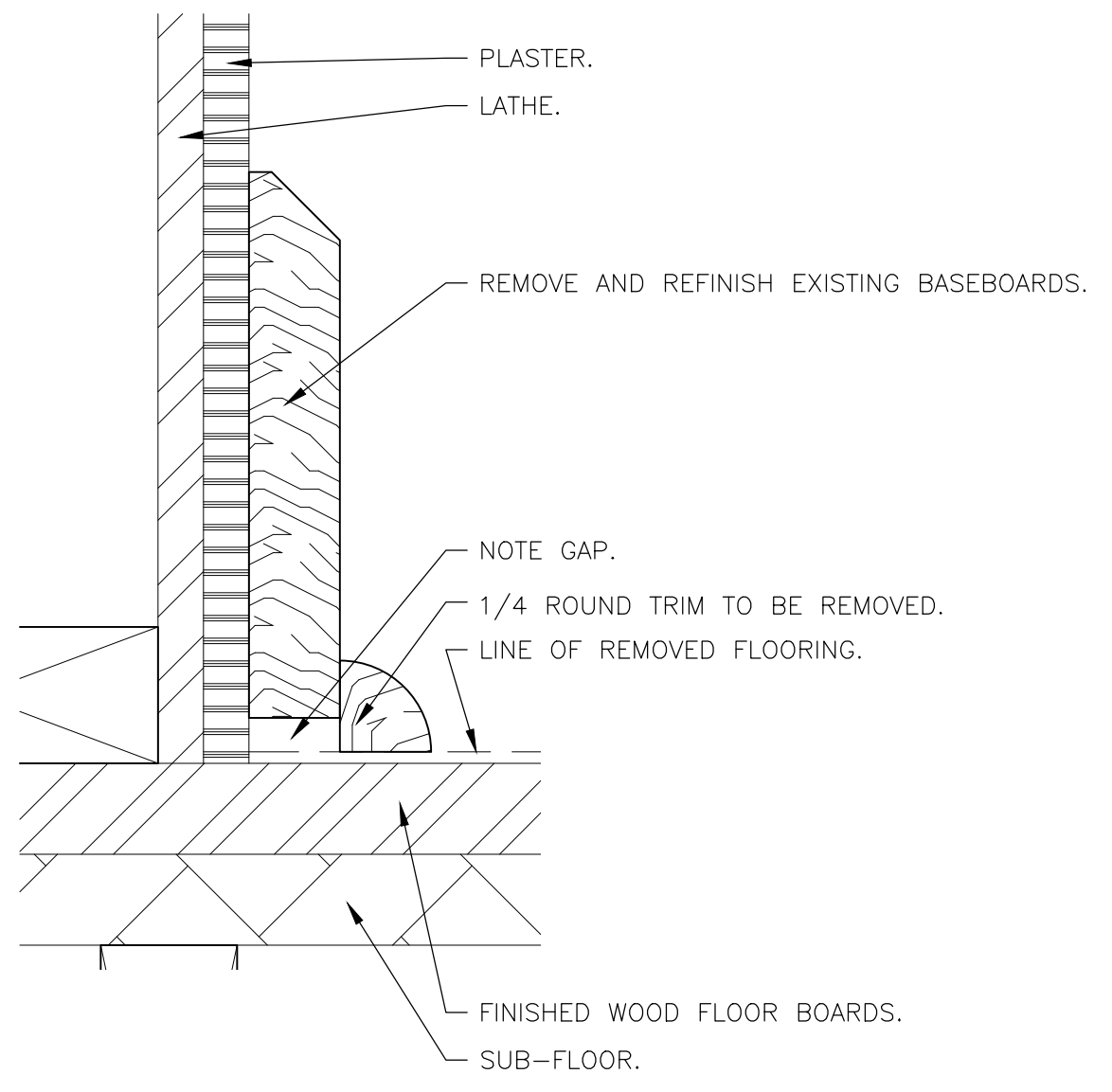
A D-105 PLAN
A4-2 SCALE: 3/4"=1'-0"



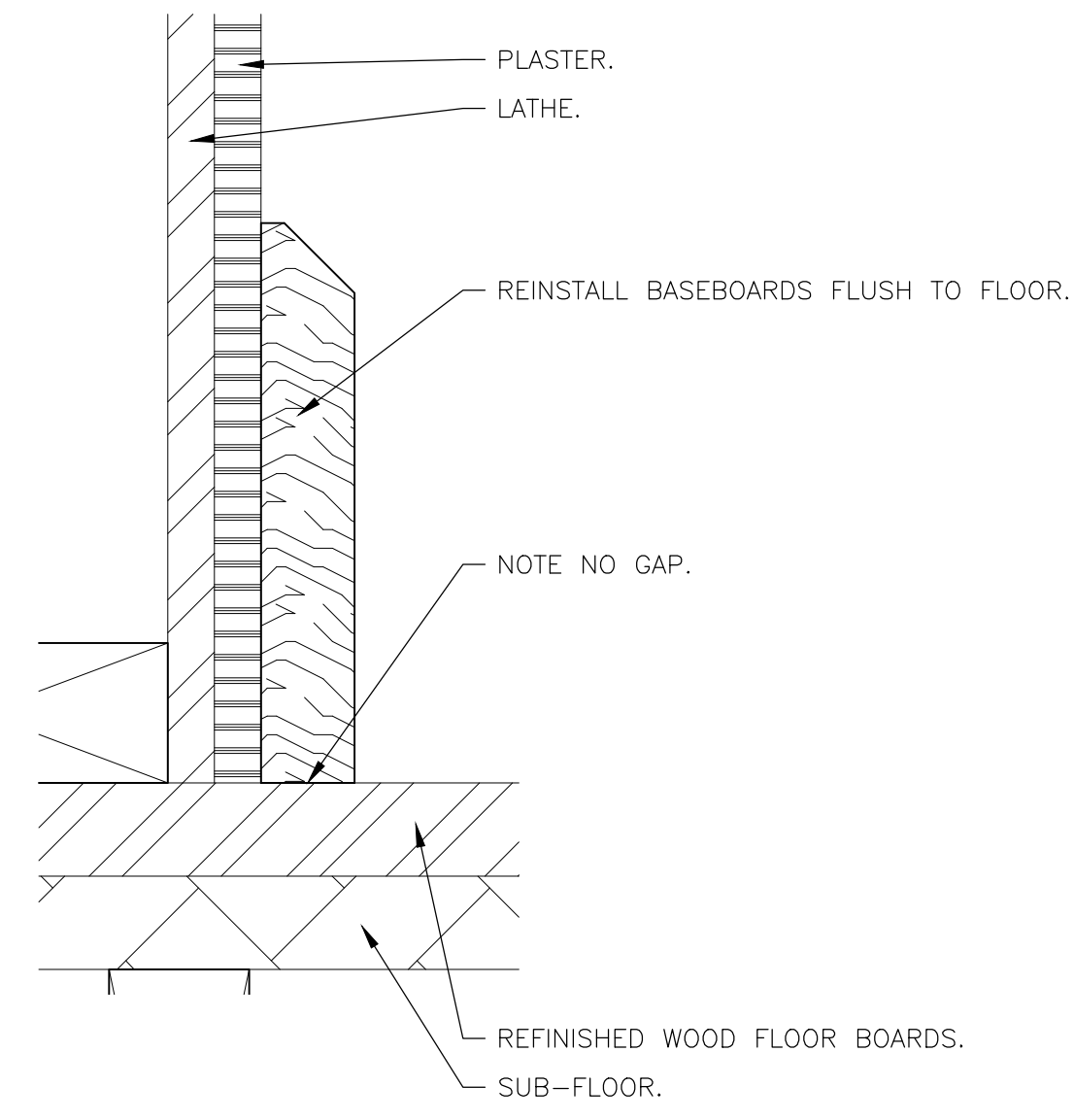
2 TYPICAL PICTURE RAIL
SCALE: 6"=1'-0"



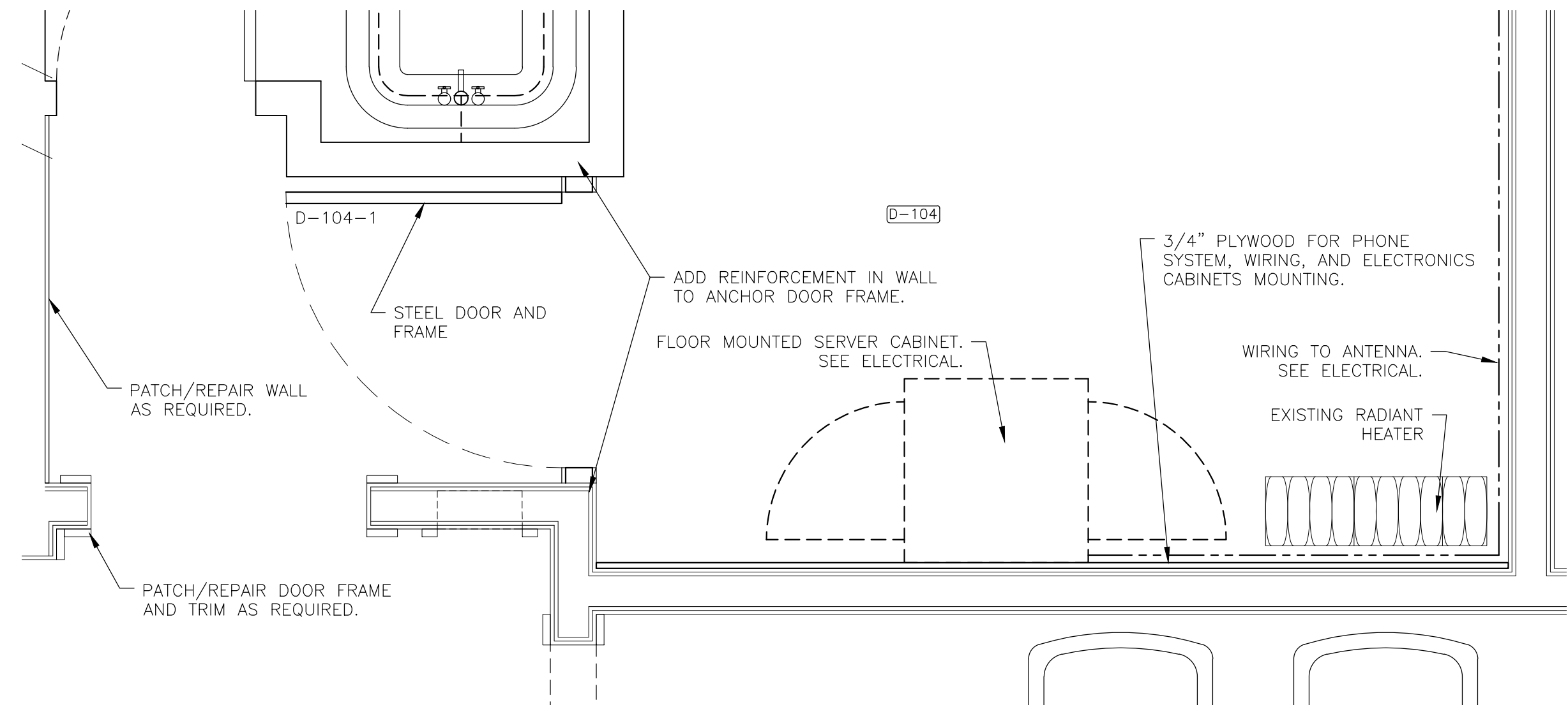
1 TYPICAL HISTORICAL WALL SECTION
SCALE: 3/4"=1'-0"



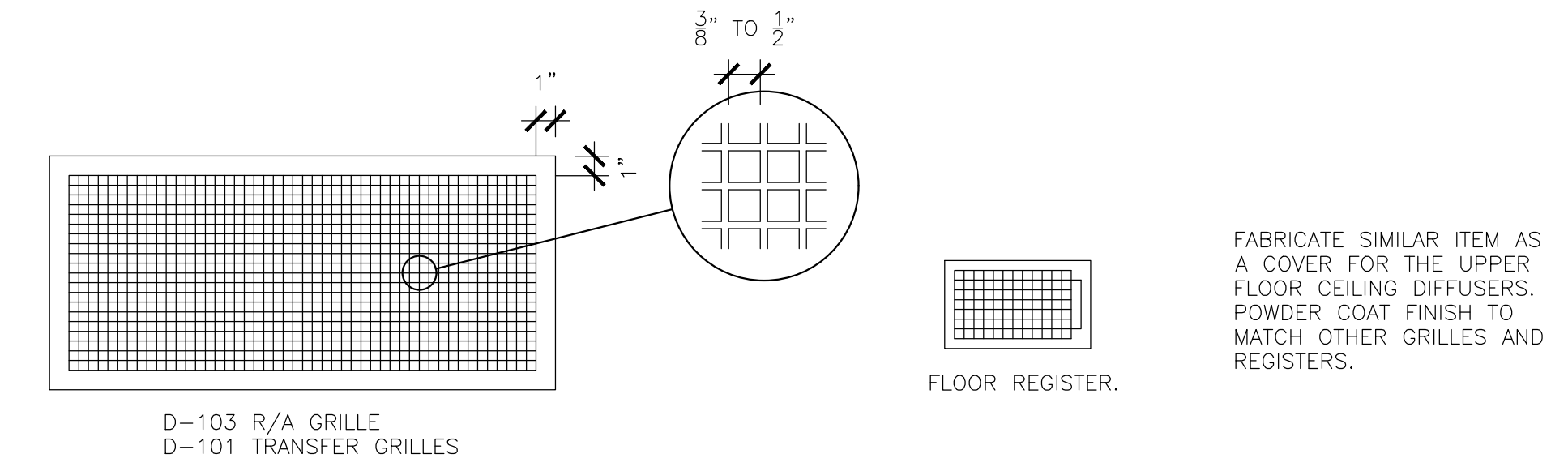
3 TYPICAL BASEBOARD "AS FOUND"
SCALE: 6"=1'-0"



3 TYPICAL BASEBOARD "REINSTALLED"
SCALE: 6"=1'-0"

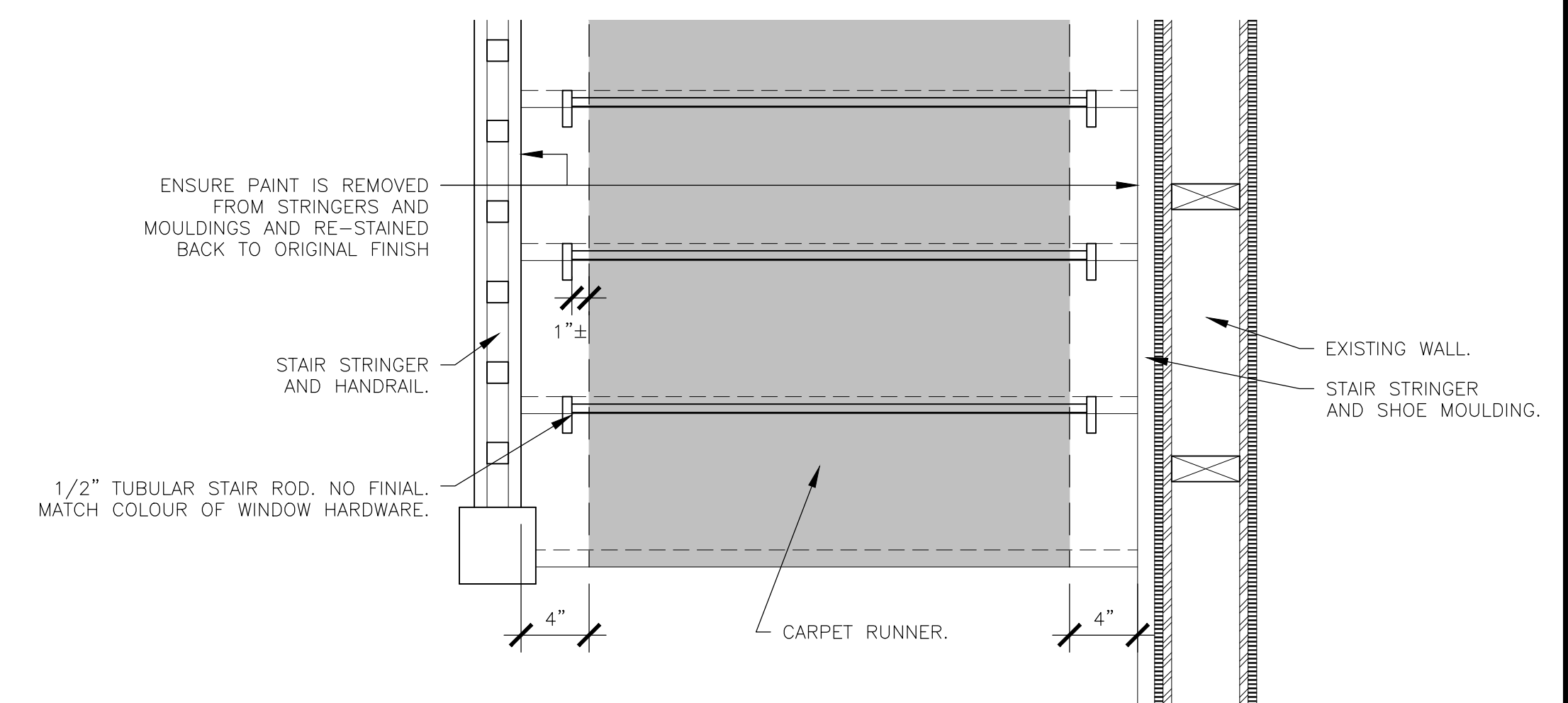


B D-104 PLAN
A4-2 SCALE: 3/4"=1'-0"




COLOUR TO BE BLACK. PROVIDE SAMPLE FOR REVIEW

4 MAIN BUILDING TYPICAL FLOOR REGISTER/VENT COVER
SCALE: N.T.S.



5 TYPICAL CARPET RUNNER
SCALE: 6"=1'-0"



PERMIT STAMP

RKH ARCHITECTURE LTD.
REGISTERED ARCHITECT
ISSUED PURSUANT TO THE ARCHITECTS ACT OF ALBERTA

RKH Architecture Ltd.
Lethbridge, Alberta
403.520.7007

REVISION	DATE	DESCRIPTION
JUN 6, 2018	REVIEW #1	
SEP 18, 2018	MECH/ELEC. INITIAL COORDINATION	
OCT 29, 2018	REVIEW #2 & COORDINATION	
NOV 19, 2018	95% REVIEW	
NOV 28, 2018	99% REVIEW	
DEC 12, 2018	TENDER UPDATE	
JAN 15, 2019	TENDER UPDATE	

DATE: JAN. 20, 2018

PROJECT NO.: 1703

DRAWN BY: M.B.R.

DRAWING NAME: M.B. MAIN FLOOR DETAILS

PROJECT NAME: REHABILITATION OF GOVERNMENT OF CANADA BUILDINGS IN WATERTON

SCALE: AS NOTED

DRAWING NO.: A4-4



RKH ARCHITECTURE LTD.
 PERMIT NO. 485
 ISSUED PURSUANT TO THE
 ARCHITECTS ACT OF ALBERTA
 RKH Architecture Ltd.
 1510 A - St Street North
 Lethbridge, Alberta
 403.320.7007

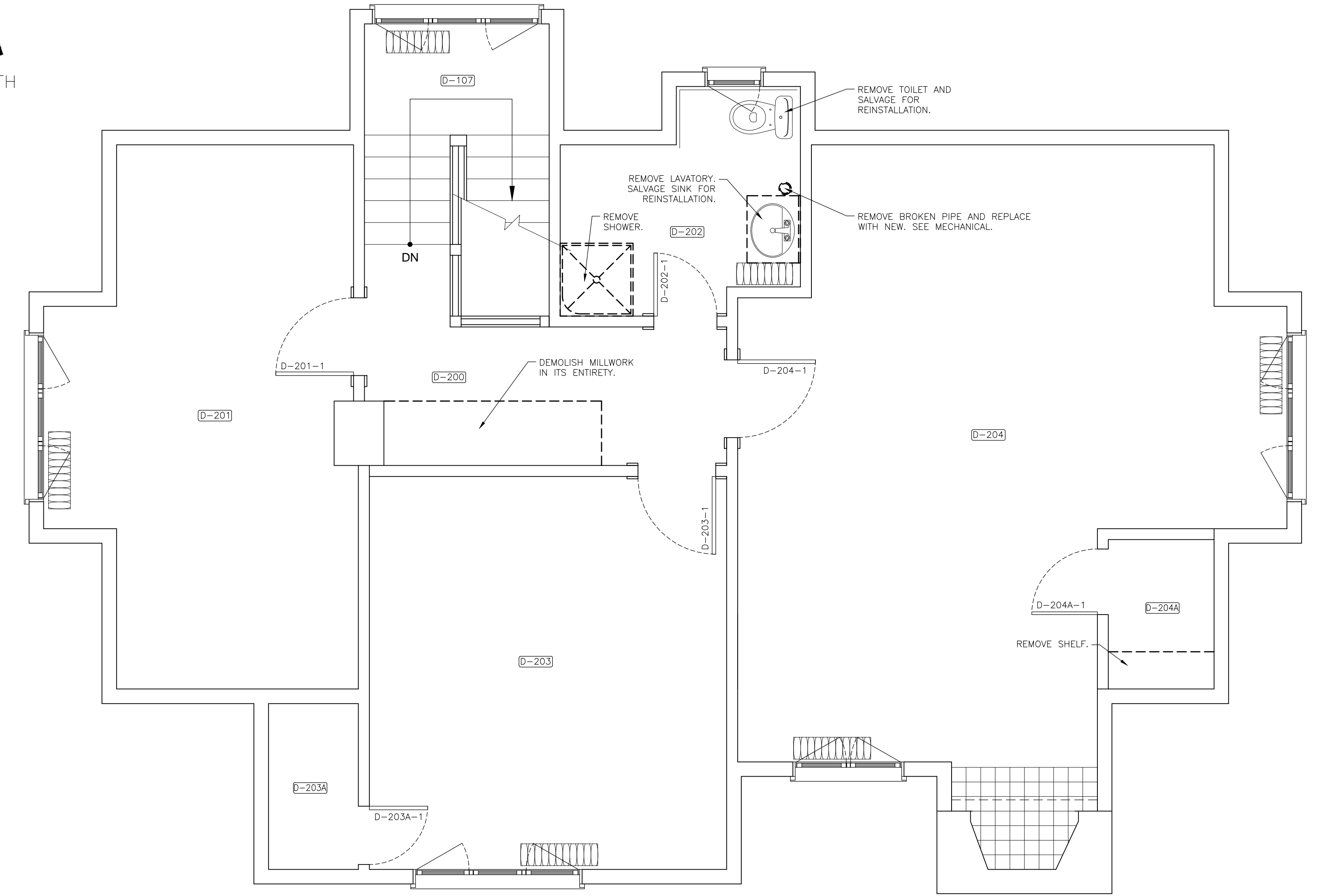
PERMIT STAMP
 JUN 6, 2018 - REVIEW #1
 SEP 18, 2018 - MECH/ELEC. INITIAL COORDINATION
 OCT 29, 2018 - REVIEW #2 & COORDINATION
 NOV 19, 2018 - 95% REVIEW
 NOV 28, 2018 - 99% REVIEW
 DEC 12, 2018 - TENDER
 JAN 15, 2019 - TENDER UPDATE

JUN 6, 2018 - REVIEW #1
 SEP 18, 2018 - MECH/ELEC. INITIAL COORDINATION
 OCT 29, 2018 - REVIEW #2 & COORDINATION
 NOV 19, 2018 - 95% REVIEW
 NOV 28, 2018 - 99% REVIEW
 DEC 12, 2018 - TENDER
 JAN 15, 2019 - TENDER UPDATE

DATE: JAN. 20, 2018
 PROJECT NO.: 1703
 DRAWN BY: M.B.R.

DRAWING NAME: M.B. UPPER FLOOR DEMO
 PROJECT NAME: REHABILITATION OF GOVERNMENT OF CANADA BUILDINGS IN WATERTON

SCALE: AS NOTED
 DRAWING NO.: A5-1



DEMOLITION NOTES:

1. ATTENTION MUST BE MADE TO AND CARE TAKEN TO NOT DAMAGING ANY HISTORIC MATERIALS AND FIXTURES INCLUDING LATH & PLASTER FINISHES TO WALLS AND CEILINGS, ALL BASEBOARDS AND TRIM, AND LIGHT FIXTURES DURING THE DEMOLITION PROCESS.
2. COORDINATE ALL WORK WITH ELECTRICAL AND MECHANICAL DRAWINGS AND SPECIFICATIONS.

HISTORIC WOOD TRIM:

- ALL BASEBOARDS, TRIM, AND PICTURE RAILS ARE TO BE CAREFULLY REMOVED IN PREPARATION FOR REFINISHING.
- IDENTIFY AND MARK ON EACH PIECE THE LOCATION EACH ITEM IS REMOVED FROM.
- REMOVE PAINT FROM ALL DOORS, BASEBOARDS, TRIM, AND PICTURE RAILS EXPOSING LACQUERED FINISH.
- REPAIR WOOD AS NECESSARY AND REJUVENATE LACQUERED FINISH ON ALL PIECES.
- REINSTALL ALL PIECES IN ORIGINAL LOCATIONS.

LIGHT FIXTURES:

- COORDINATE THE REMOVAL OF LIGHT FIXTURES WITH ELECTRICAL.

D-200

- REMOVE ANY ADHESIVE FROM FLOORING DOWN TO BARE WOOD.
- DEMOLISH MILLWORK IN ITS ENTIRETY.
- REMOVE ALL TRIM AND BASEBOARDS FOR REFINISHING.

D-201

- REMOVE ANY ADHESIVE FROM FLOORING DOWN TO BARE WOOD.
- REMOVE DOOR AND ALL TRIM AND BASEBOARDS FOR REFINISHING.

D-202

- REMOVE SHEET FLOORING.
- REMOVE ANY ADHESIVE FROM FLOORING DOWN TO BARE WOOD.
- REMOVE DOOR AND ALL TRIM AND BASEBOARDS FOR REFINISHING.
- SALVAGE RADIANT HEATER, TOILET AND SINK FOR LATER REINSTALLATION.
- DEMOLISH SHOWER AND MILLWORK.
- REMOVE SECTION OF BROKEN DRAIN PIPE. SEE MECHANICAL.

D-203

- REMOVE ANY ADHESIVE FROM FLOORING DOWN TO BARE WOOD.
- REMOVE ALL TRIM AND BASEBOARDS FOR REFINISHING EXCEPT FOR DOOR D-203A-1

D-203A

- REMOVE ANY ADHESIVE FROM FLOOR DOWN TO BARE WOOD.
- LEAVE INTERIOR TRIM AND BASEBOARDS IN PLACE. PREP FOR REPAINTING.


D-204

- REMOVE ANY ADHESIVE FROM FLOORING DOWN TO BARE WOOD.
- REMOVE ALL TRIM AND BASEBOARDS FOR REFINISHING EXCEPT FOR DOOR D-204A-1

D-204A

- REMOVE ANY ADHESIVE FROM FLOOR DOWN TO BARE WOOD.
- LEAVE INTERIOR TRIM AND BASEBOARDS IN PLACE. PREP FOR REPAINTING.

A
 -
UPPER FLOOR DEMOLITION PLAN
 SCALE: 3/8"=1'-0"



RKH ARCHITECTURE LTD.
 PERMIT NO. 485
 ISSUED PURSUANT TO THE
 ARCHITECTS ACT OF ALBERTA
 RKH Architecture Ltd.
 Lethbridge, Alberta
 403.320.7007
 1510 A - St Street North

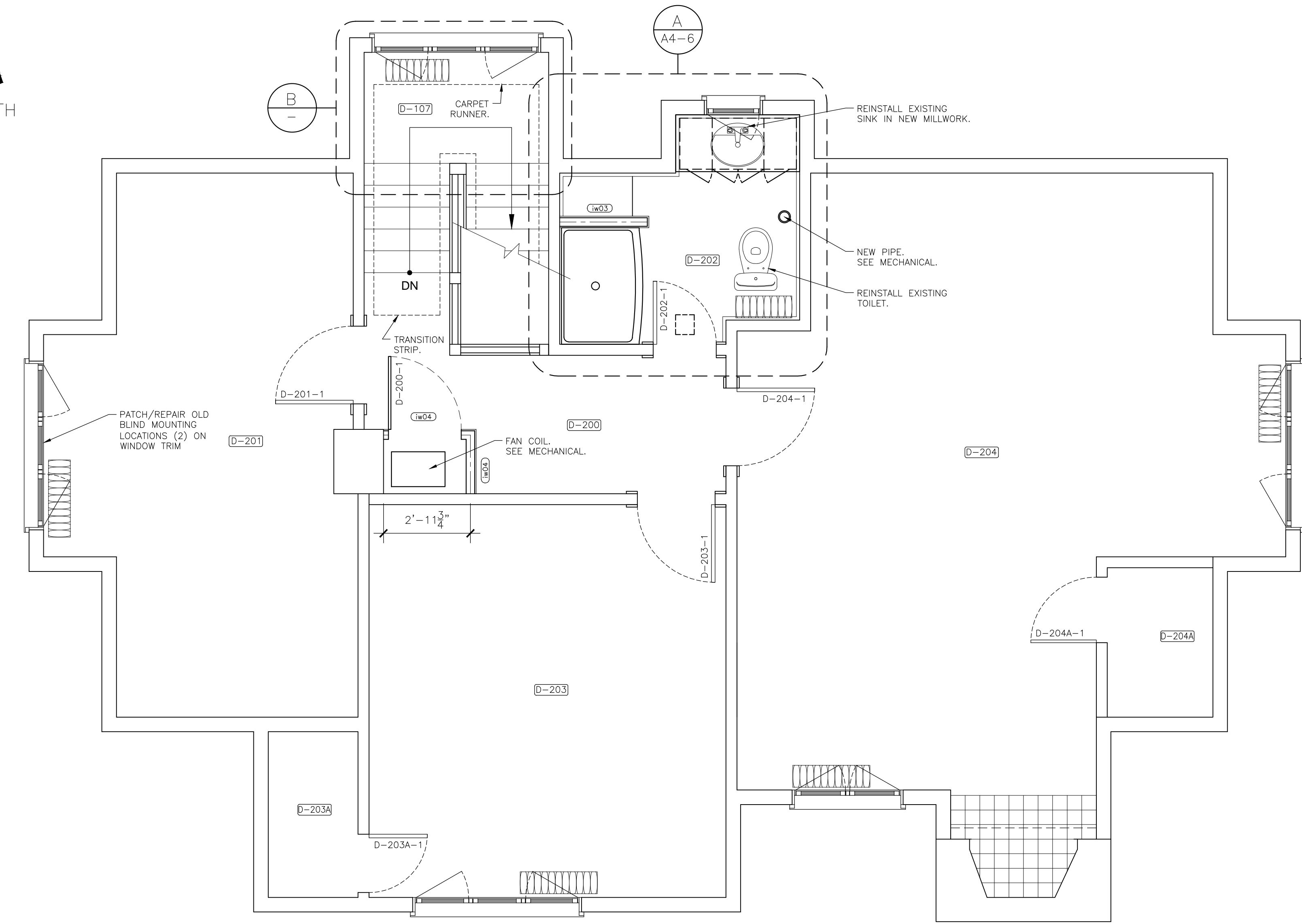
JUN 6, 2018 - REVIEW #1
 SEP 16, 2018 - MECH/ELEC. INITIAL COORDINATION
 OCT 29, 2018 - REVIEW #2 & COORDINATION
 NOV 19, 2018 - REVIEW #3
 NOV 28, 2018 - 95% REVIEW
 DEC 12, 2018 - TENDER
 JAN 15, 2019 - TENDER UPDATE

JUN 6, 2018 - REVIEW #1
 SEP 16, 2018 - MECH/ELEC. INITIAL COORDINATION
 OCT 29, 2018 - REVIEW #2 & COORDINATION
 NOV 19, 2018 - REVIEW #3
 NOV 28, 2018 - 95% REVIEW
 DEC 12, 2018 - TENDER
 JAN 15, 2019 - TENDER UPDATE

DATE: JAN. 20, 2018
 PROJECT NO.: 1703
 DRAWN BY: M.B.R.

DRAWING NAME: M.B. UPPER FL. CONST.
 PROJECT NAME: REHABILITATION OF GOVERNMENT OF CANADA BUILDINGS IN WATERTON

SCALE: AS NOTED
 DRAWING NO.: A5-2



- CONSTRUCTION NOTES:**
- UNLESS OTHERWISE NOTED, MAKE GOOD ALL WALLS, CEILINGS, AND FLOORS AS REQUIRED. TOUCH-UP AS REQUIRED TO WINDOW FRAMES AND TRIM. PAINT CEILINGS AND WALLS.
 - COORDINATE ALL WORK WITH ELECTRICAL AND MECHANICAL DRAWINGS AND SPECIFICATIONS.
 - FIRESTOP ALL PENETRATIONS BETWEEN FLOOR LEVELS.

- HISTORIC WOOD TRIM:**
- WALLS ARE TO BE PATCHED AND PAINTED PRIOR TO THE REINSTALLATION OF WOOD TRIM PIECES.
 - ALL DOORS, BASEBOARDS, AND TRIM ARE TO BE REPAIRED AND REJUVENATED PRIOR TO REINSTALLATION.
 - ENSURE ALL PIECES ARE REINSTALLED IN ORIGINAL LOCATIONS.
 - UTILIZE SALVAGED HISTORIC PIECES IN PREFERENCE TO FABRICATING NEW PIECES.

- HISTORIC FLOORING:**
- FLOORS ARE TO BE SANDED TO BARE WOOD.
 - REPAIR ALL DAMAGE PRIOR TO REFINISHING.
 - FLOORS TO BE RECEIVE LACQUERED FINISH TO MATCH EXISTING WOOD TRIM.

- D-200**
- MAKE GOOD ALL WALLS, CEILING, AND FLOOR.
 - REFURBISH AND REINSTALL HISTORIC LIGHTING FIXTURE.
 - INSTALL FAN COIL UNIT. SEE MECHANICAL.
 - CONSTRUCT WALL AND DOOR AROUND FAN COIL UNIT.
 - INSTALL GRILLE TO COVER MECHANICAL DIFFUSER.
 - INSTALL CARPET RUNNER TO START OF TRIM OF DOOR TO D-201. PROVIDE TRANSITION STRIP AT END OF RUNNER. COLOUR TO MATCH BARS ON STAIRS.

- D-201**
- MAKE GOOD ALL WALLS, CEILING, WINDOW TRIM, AND FLOOR.
 - REINSTALL REFINISHED DOOR AND TRIM.
 - INSTALL GRILLE TO COVER MECHANICAL DIFFUSER.

- D-202**
- MAKE GOOD ALL WALLS, WINDOW TRIM, AND CEILING.
 - REPLACE BROKEN PIPE. SEE MECHANICAL.
 - SUPPLY AND INSTALL NEW SHEET FLOORING.
 - FRAME WALL AND CREATE STORAGE SHELVING.
 - SUPPLY AND INSTALL NEW SHOWER.
 - REINSTALL REFINISHED DOOR AND TRIM.
 - SUPPLY AND INSTALL NEW MILLWORK.
 - REINSTALL RADIATOR, TOILET, AND SINK. SEE MECHANICAL.
 - SUPPLY AND INSTALL WALL LIGHT FIXTURE AND FAN. SEE ELECTRICAL.

- D-203**
- MAKE GOOD ALL WALLS, CEILING, WINDOW TRIM, AND FLOOR.
 - REINSTALL REFINISHED DOOR AND TRIM.
 - INSTALL GRILLE TO COVER MECHANICAL DIFFUSER.

- D-203A**
- REFINISH WOOD FLOOR
 - PAINT DOOR AND TRIM

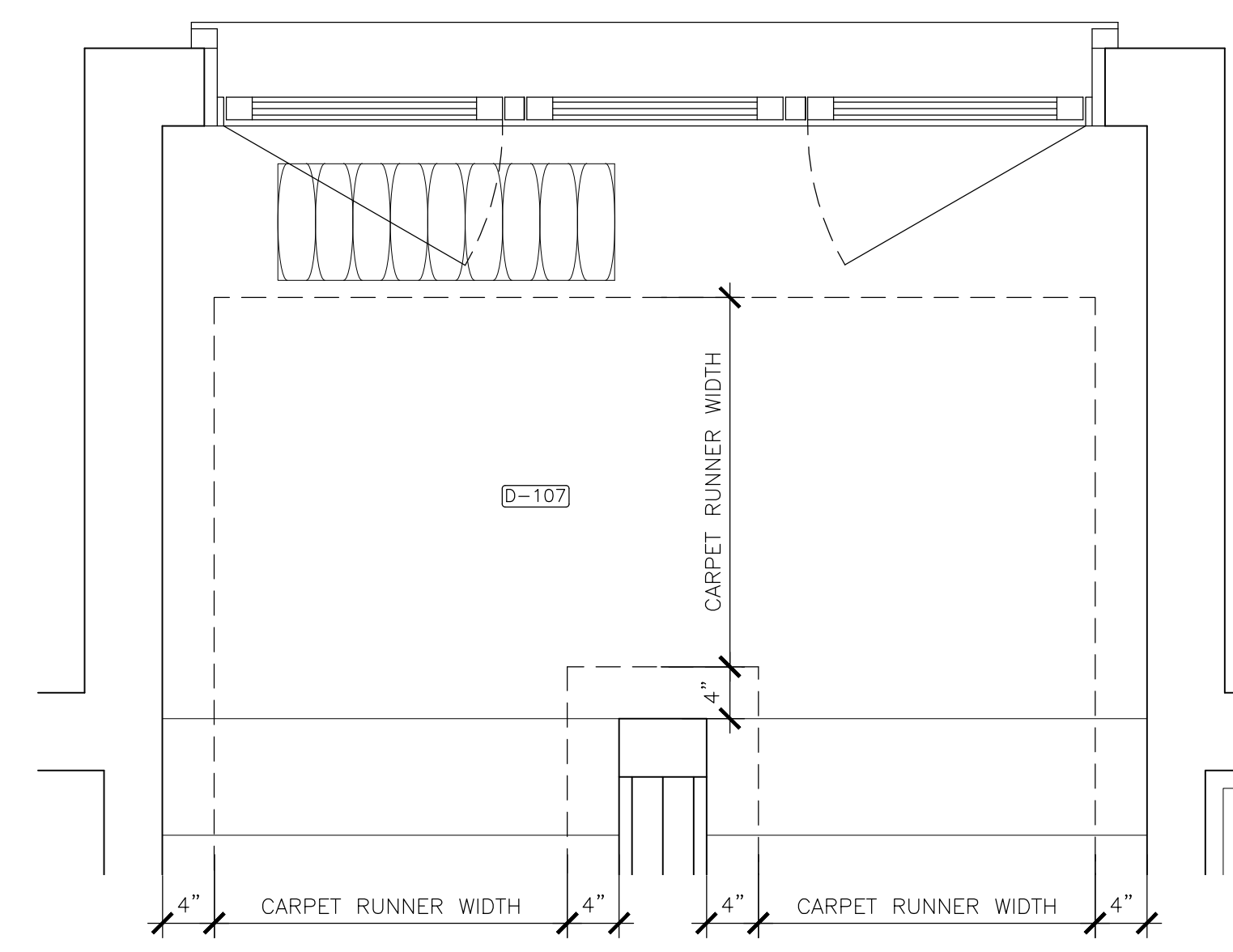
- D-204**
- MAKE GOOD ALL WALLS, CEILING, WINDOW TRIM, AND FLOOR.
 - REINSTALL REFINISHED DOOR AND TRIM.
 - INSTALL GRILLE TO COVER MECHANICAL DIFFUSER.
 - COORDINATE REFINISHING OF FIREPLACE WITH ARCHITECT.

- D-204A**
- REFINISH WOOD FLOOR
 - PAINT DOOR AND TRIM

- D-107**
- REFINISH AS NECESSARY ALL STAIR TREADS, STRINGERS, LANDINGS, AND RAILINGS.
 - MAKE GOOD ALL WALLS AND CEILINGS.
 - SUPPLY AND INSTALL CARPET RUNNER AND RODS ON STAIR.

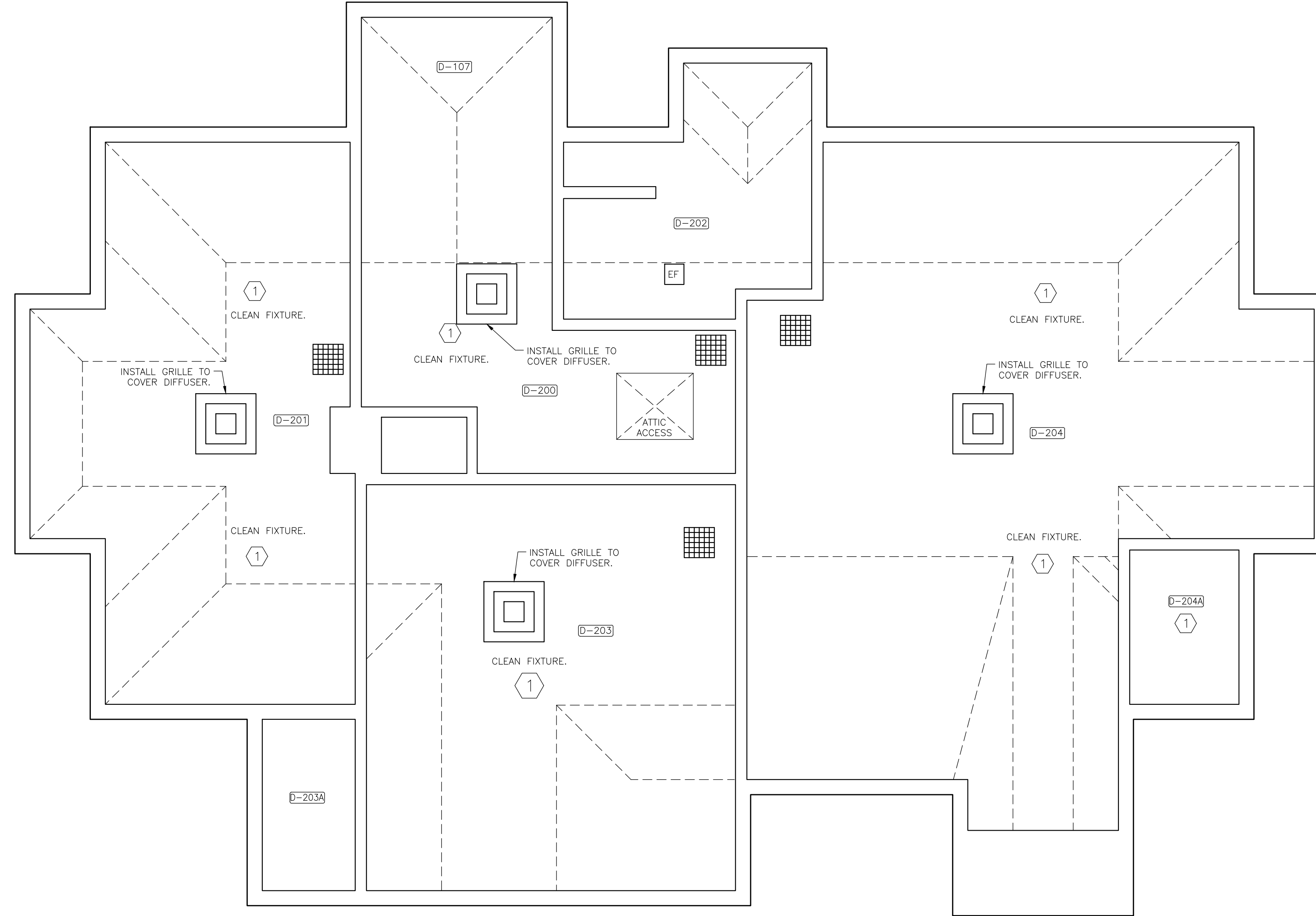
A UPPER FLOOR CONSTRUCTION PLAN
SCALE: 3/8"=1'-0"

ASSEMBLY ID	DESCRIPTION	GRAPHICAL REPRESENTATION
iw01	SECURITY WALL (2x4) - 5/8" IMPACT RESISTANT GYPSUM WALL BOARD - DIAMOND STEEL MESH. SEE SPECS. - 2"x4" WOOD STUDS AT 12" O.C. - 5/8" IMPACT RESISTANT GYPSUM WALL BOARD	VESTIBULE RECEPTION
iw02	REGULAR WALL (2x4) - 1/2" GYPSUM WALL BOARD - 2"x4" WOOD STUDS AT 16" O.C. - 1/2" GYPSUM WALL BOARD	
iw03	TILE WALL (2x4) - CERAMIC WALL TILE - 1/2" MOISTURE RESISTANT GYPSUM WALL BOARD - 2"x4" WOOD STUDS AT 12" O.C. - 1/2" GYPSUM WALL BOARD	SHOWER TILE
iw04	ENCLOSURE WALL (2x4) - 1/2" MOISTURE RESISTANT GYPSUM WALL BOARD - 2"x4" WOOD STUDS AT 16" O.C.	CORRIDOR


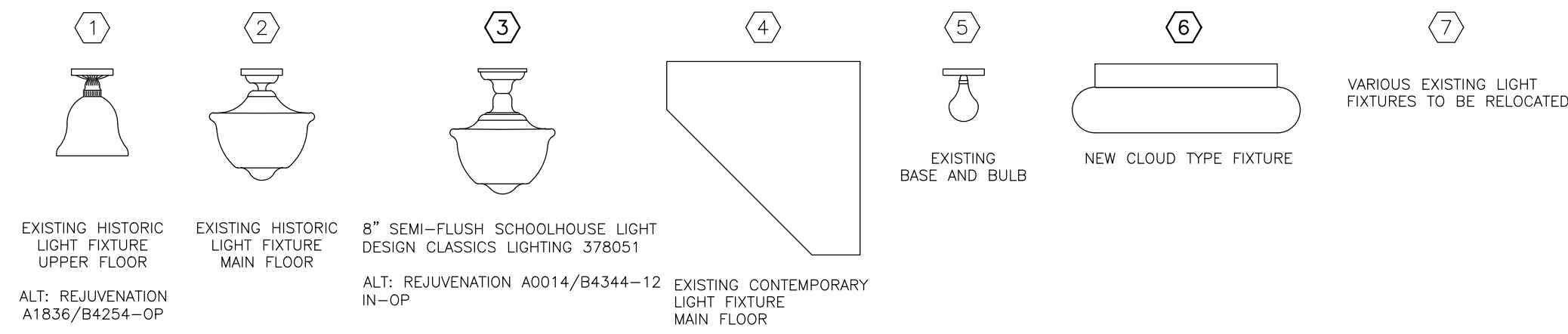


NOTE: INTENT FOR CARPET RUNNER IS TO MAINTAIN 4" OFFSET FROM WALLS AND A CONSISTENT WIDTH. AT LANDING MAINTAIN 4" FROM NEWELL POST AND THE CONSISTENT WIDTH THAT WAS USED ON THE STAIRS. PROVIDE A SHOP DRAWING FOR ARCHITECT TO REVIEW.


B LANDING PLAN
SCALE: 1"=1'-0"



A
- **UPPER FLOOR REFLECTED CEILING PLAN**
SCALE: 3/8"=1'-0"



PERMIT STAMP
RKH ARCHITECTURE LTD.
PERMIT NO. 485
ISSUED PURSUANT TO THE
ARCHITECTS ACT OF ALBERTA
RKH Architecture Ltd.
Lethbridge, Alberta
403.520.7007
1510 A - St Street North

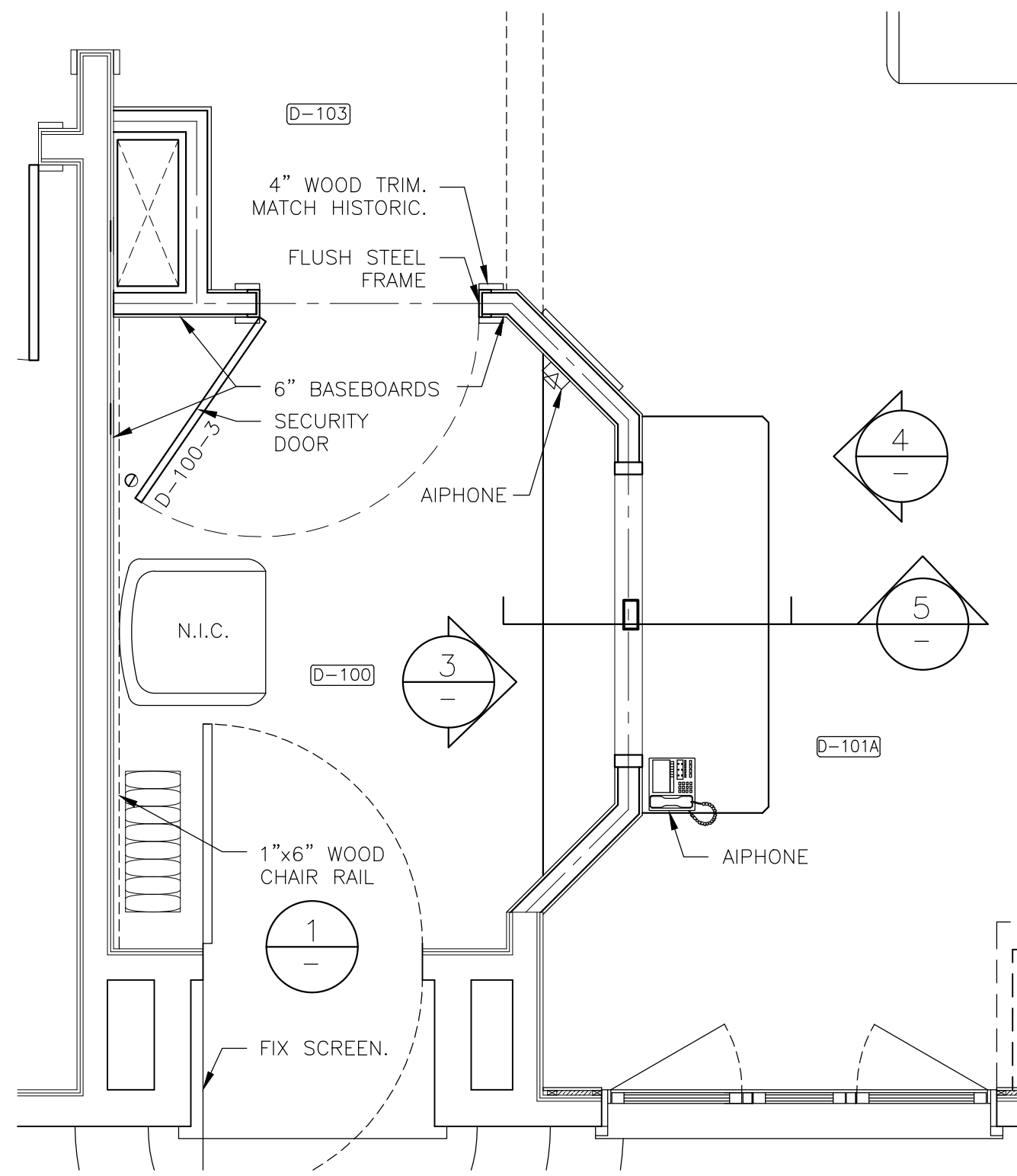


REVISION
NOV. 19, 2018 - 95% REVIEW
NOV. 28, 2018 - 99% REVIEW
DEC. 12, 2018 - TENDER
JAN. 15, 2019 - TENDER UPDATE

DATE	NOV. 5, 2018
PROJECT NO.	1703
DRAWN BY	M.B.R.

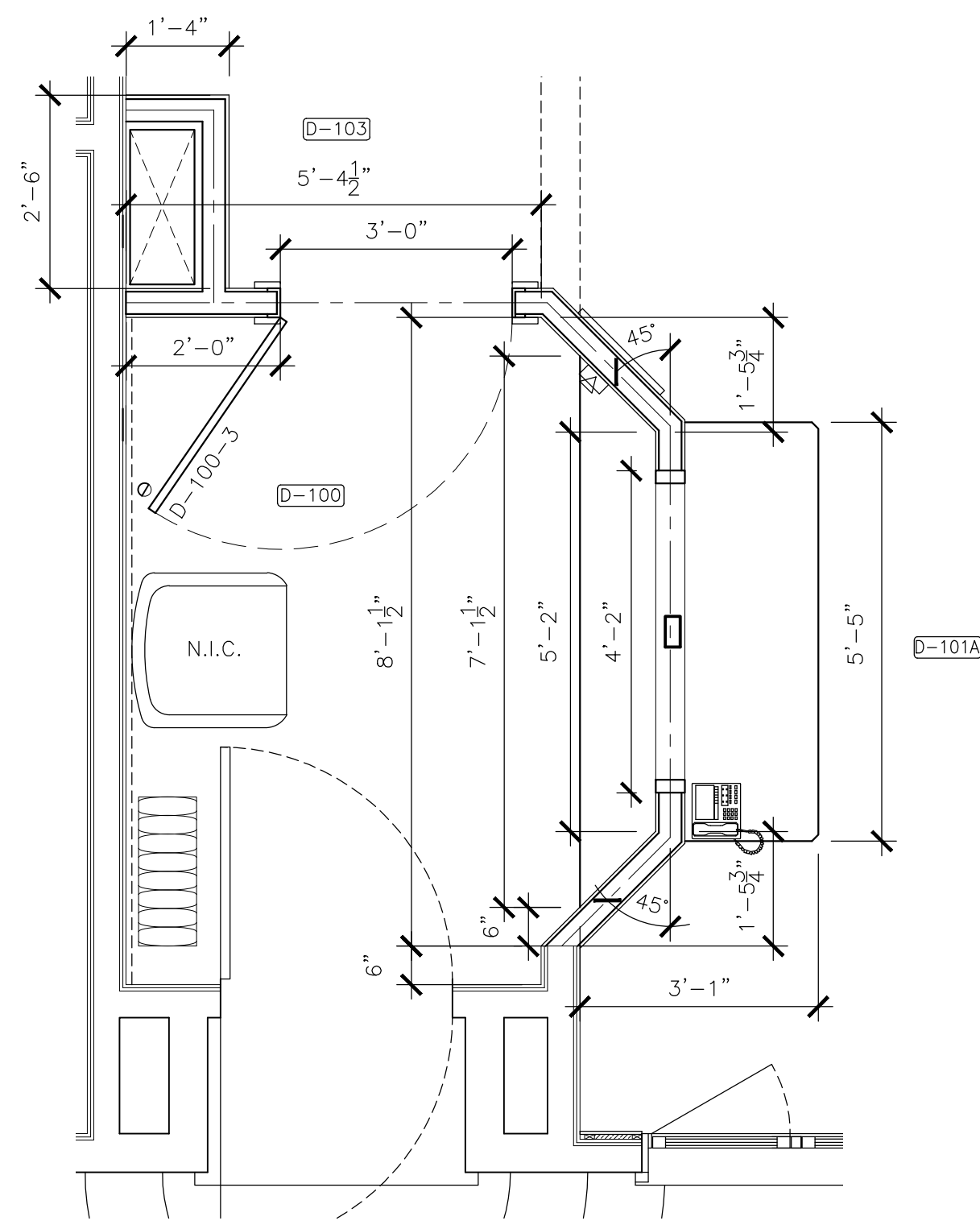
DRAWING NAME
M.B. UPPER FLOOR R.C.P.
PROJECT NAME
**REHABILITATION OF GOVERNMENT
OF CANADA BUILDINGS IN WATERTON**

SCALE
AS NOTED
DRAWING NO.
A5-3

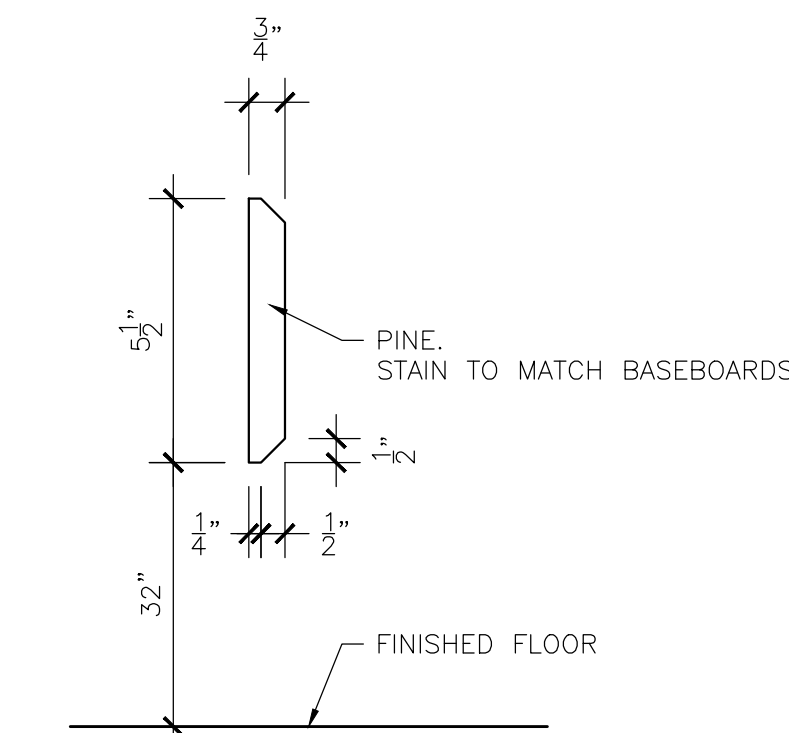


NOTE: AIPHONE IS AN ACCESS CONTROL SYSTEM TO BE SUPPLIED AND INSTALLED BY THE OWNER. GENERAL CONTRACTOR IS REQUIRED TO SUPPLY AND INSTALL WIRING FOR THE SYSTEM.

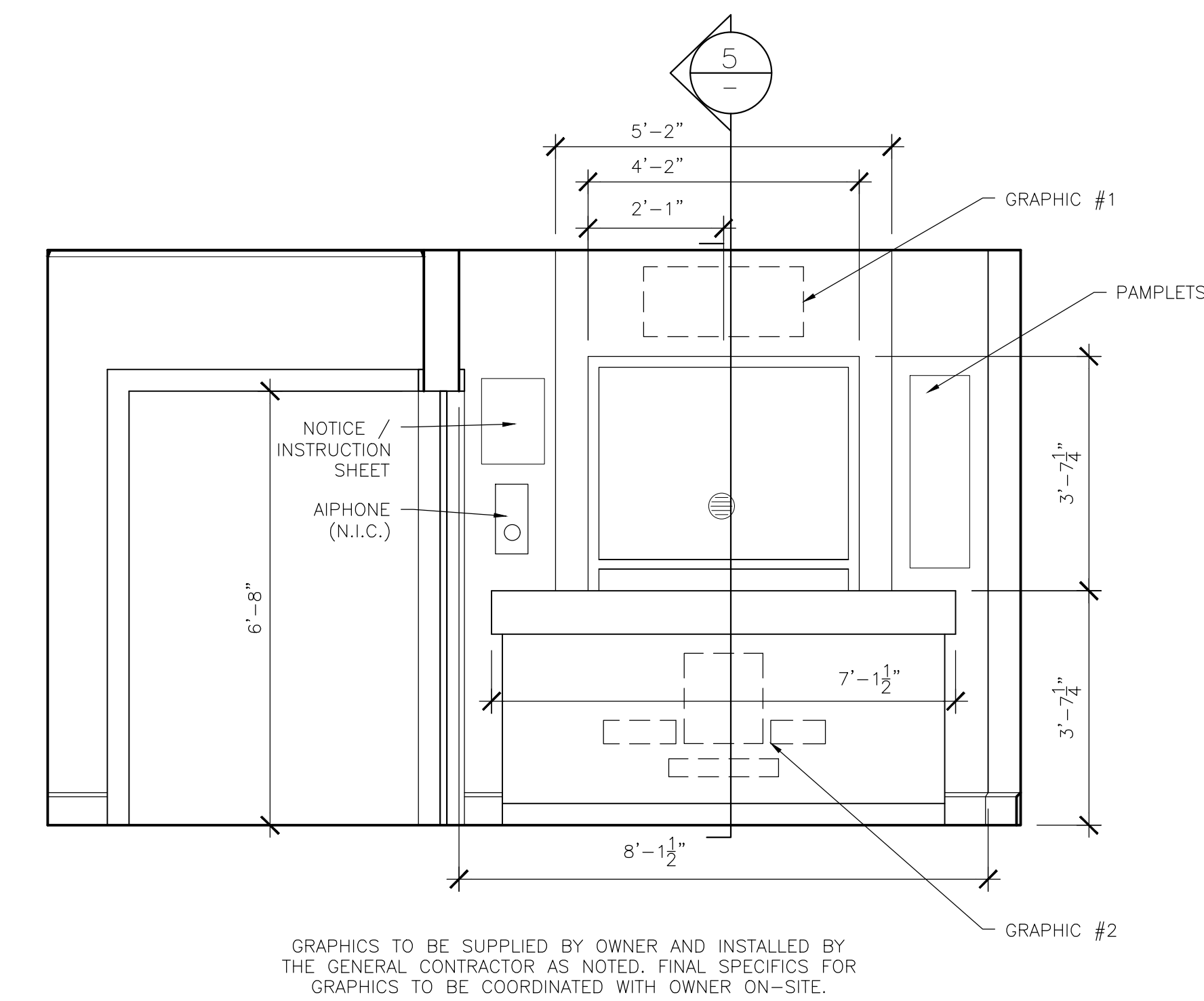
A D-100 MILLWORK PLAN
SCALE: 1/2"=1'-0"



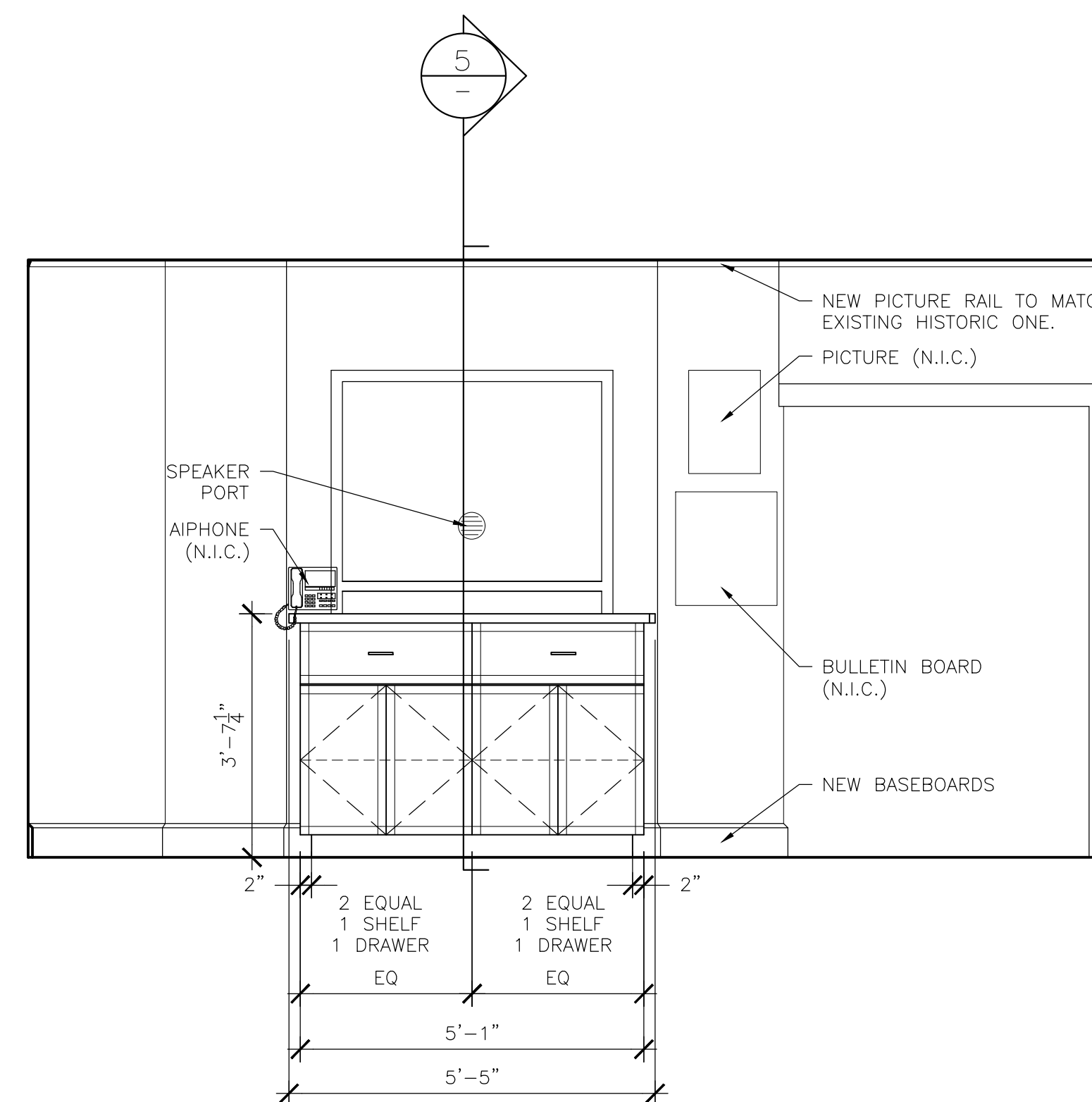
B D-100 FRAMING PLAN
SCALE: 1/2"=1'-0"



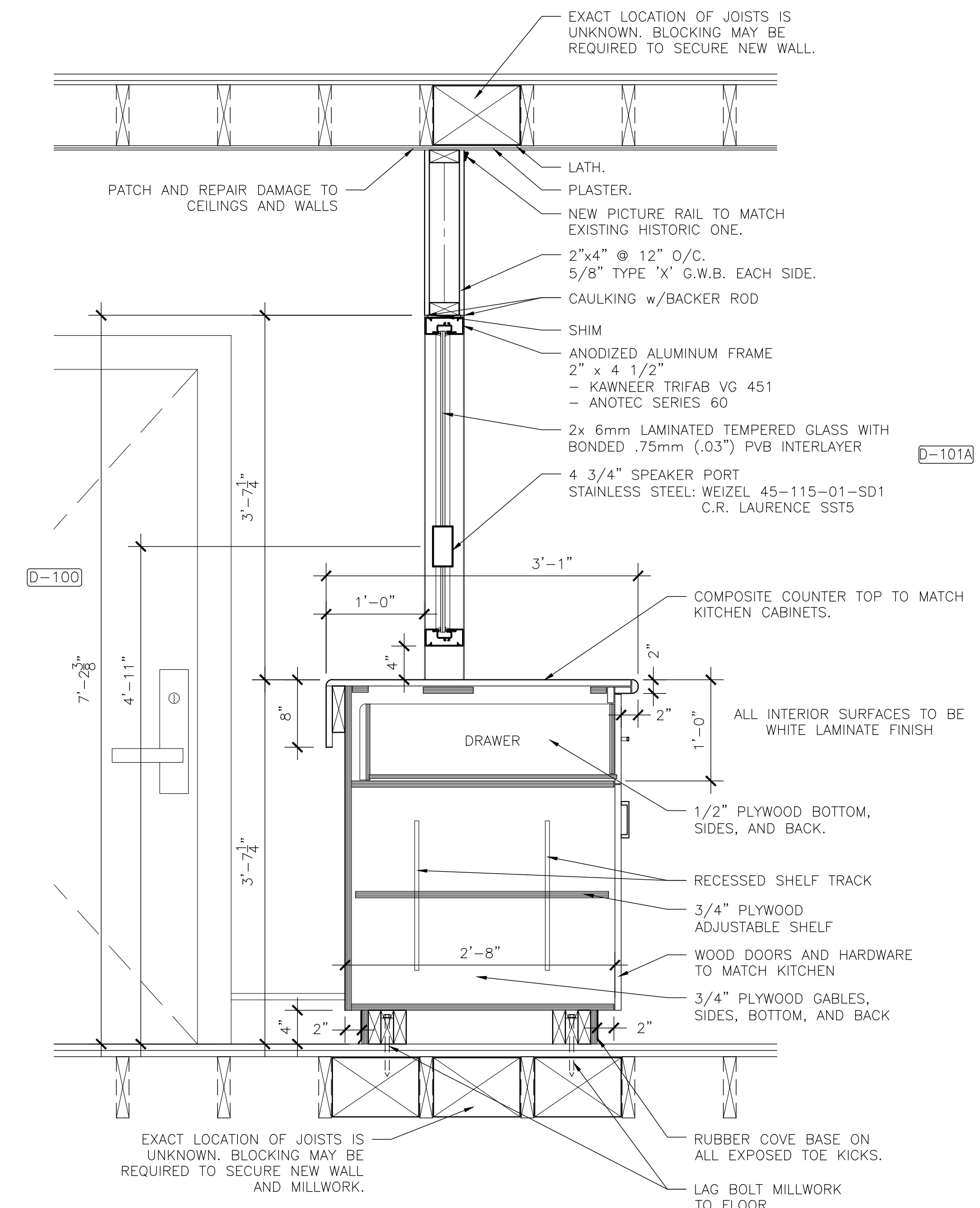
1 CHAIR RAIL
SCALE: 3"=1'-0"




3 MILLWORK ELEVATION
SCALE: 1/2"=1'-0"



4 MILLWORK ELEVATION
SCALE: 1/2"=1'-0"



5 MILLWORK SECTION
SCALE: 1"=1'-0"



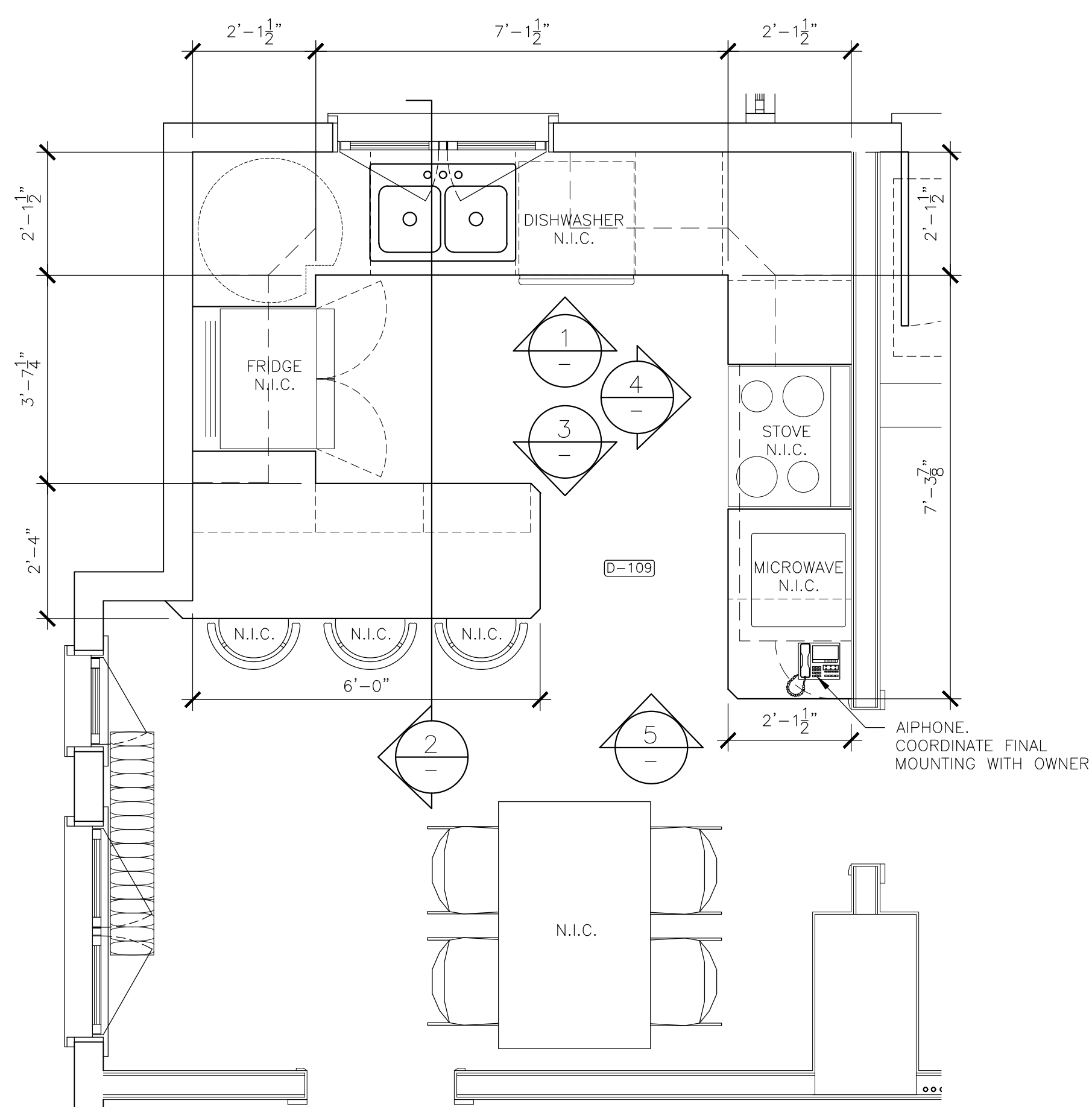
PERMIT STAMP
RKH ARCHITECTURE LTD.
RKH ARCHITECTURE LTD.
REGISTERED ARCHITECT
ISSUED PURSUANT TO THE ARCHITECTS ACT OF ALBERTA
RKH Architecture Ltd.
Lumbridge, Alberta
403.520.7007
1510 A - 31 Street North

REVISION	DATE	DESCRIPTION
JUN 6, 2018	REVIEW #1	
SEP 18, 2018	MECH/ELEC. INITIAL COORDINATION	
OCT 29, 2018	REVIEW #2 & COORDINATION	
NOV 19, 2018	REVIEW #3	
NOV 28, 2018	95% REVIEW	
DEC 12, 2018	TENDER	
JAN 15, 2019	TENDER UPDATE	

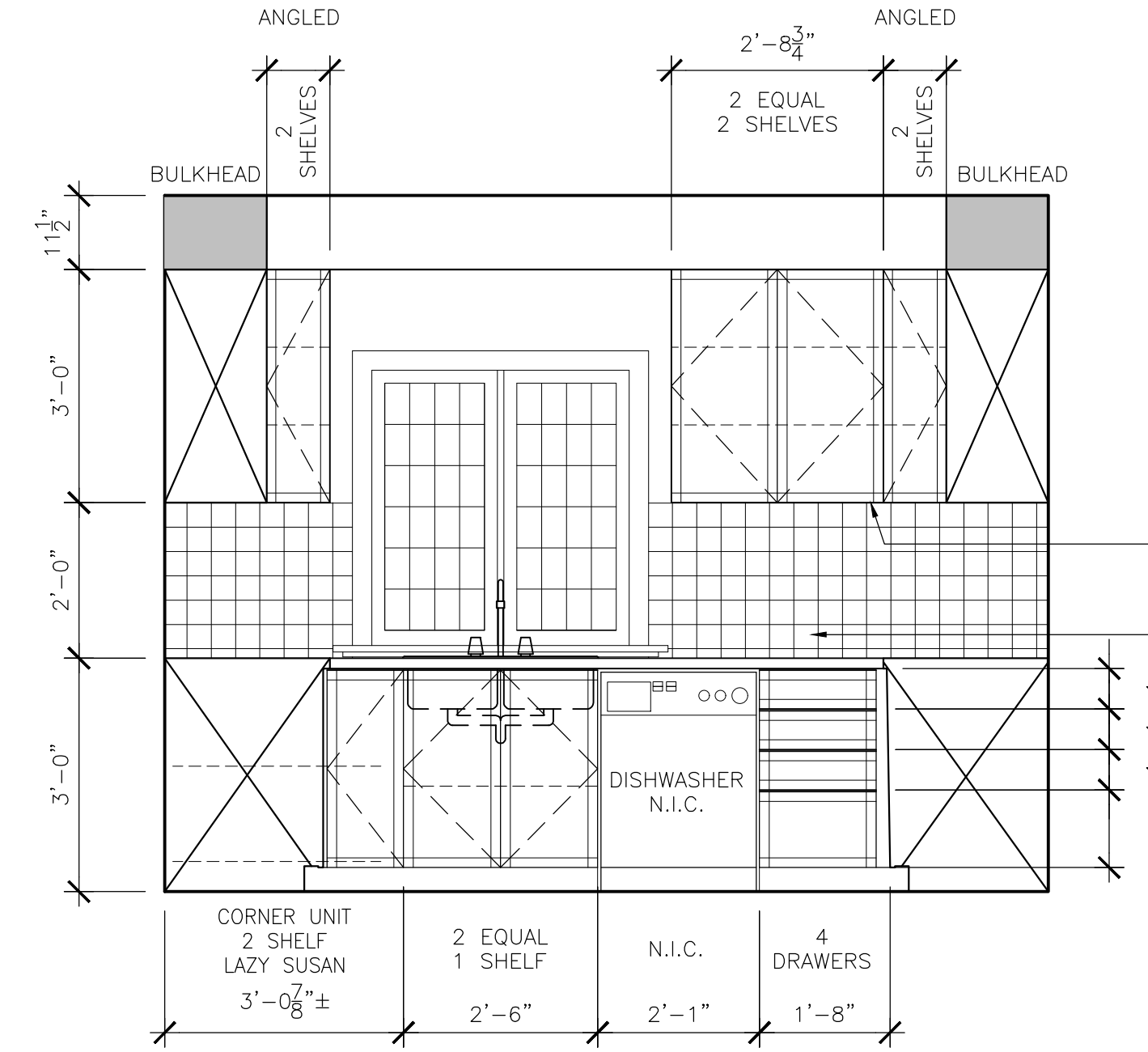
DATE: JAN. 20, 2018
PROJECT NO.: 1703
DRAWN BY: M.B.R.

DRAWING NAME: **M.B. D-100 MILLWORK**
PROJECT NAME: **REHABILITATION OF GOVERNMENT OF CANADA BUILDINGS IN WATERTON**

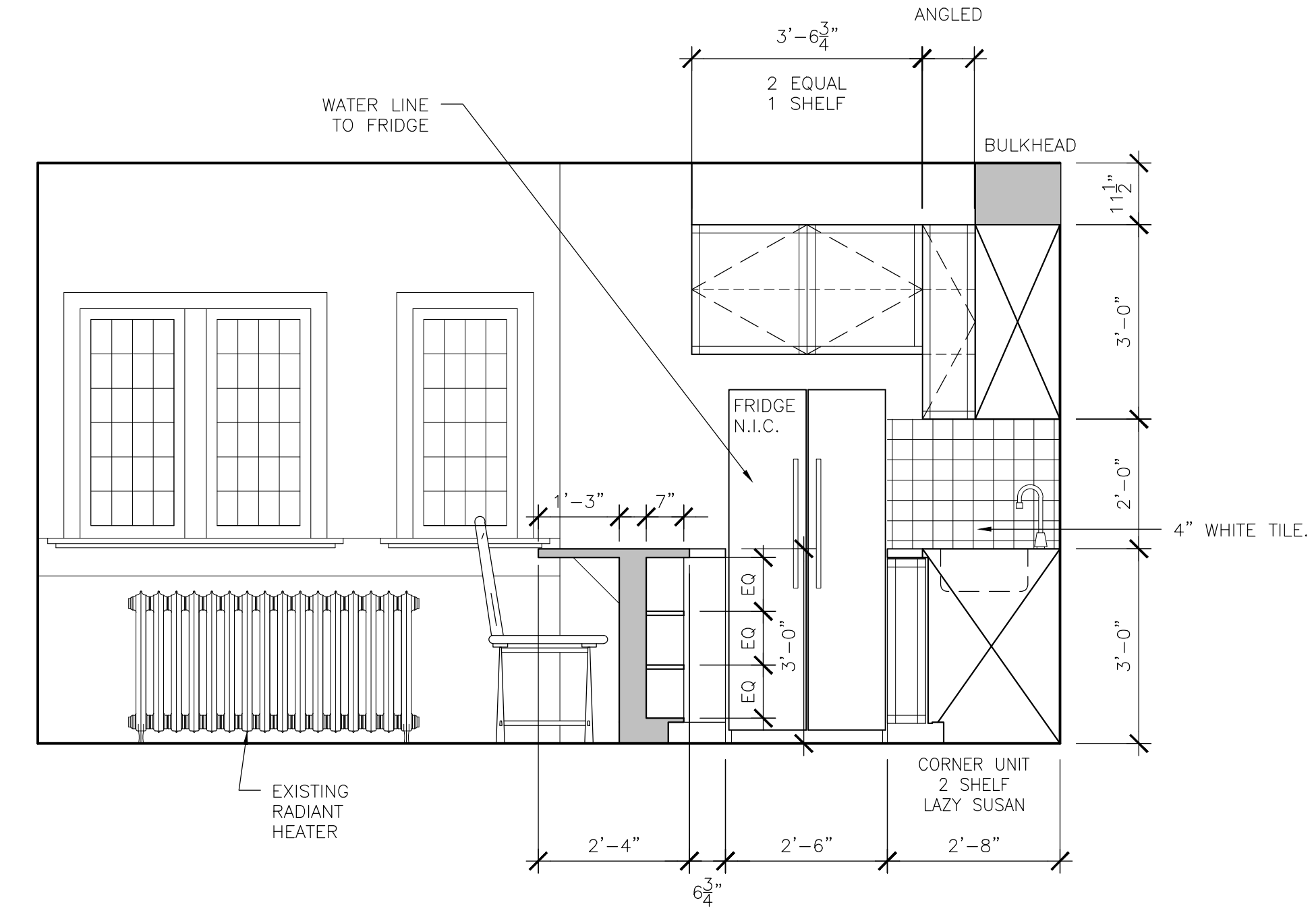
SCALE: AS NOTED
DRAWING NO.: **A6-1**



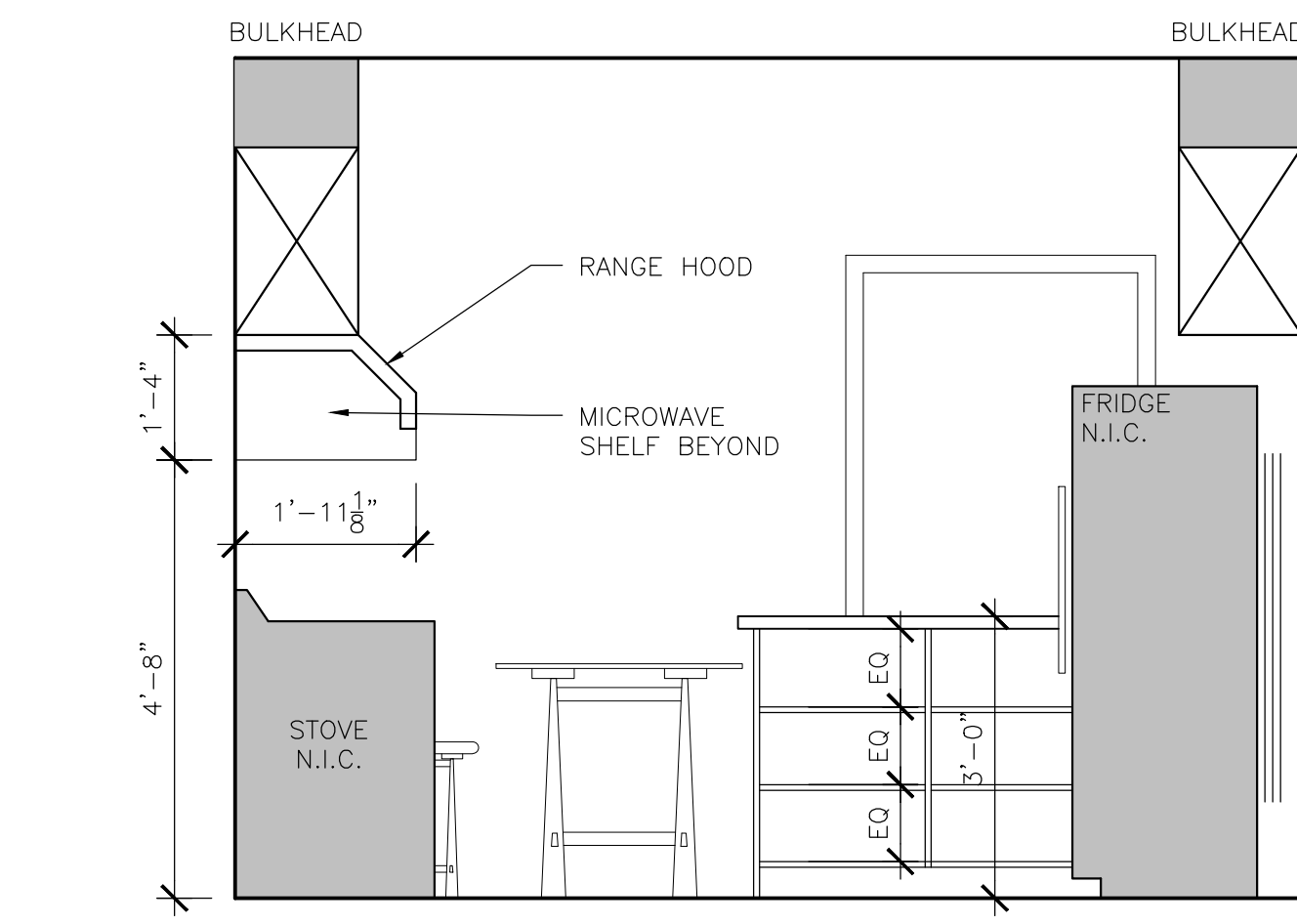
A D-109 PLAN
A4-2 SCALE: 1/2"=1'-0"



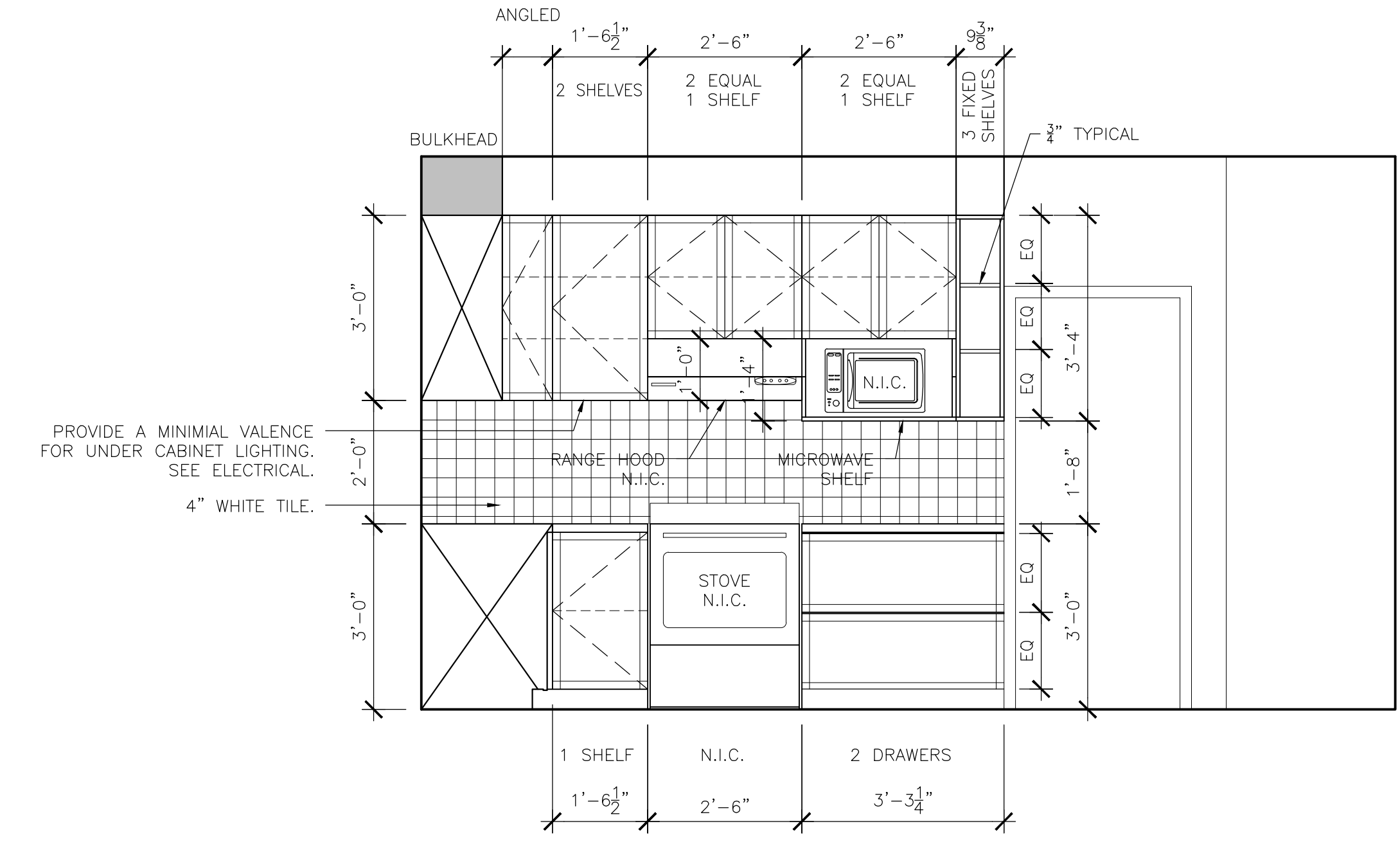
1 SCALE: 1/2"=1'-0"



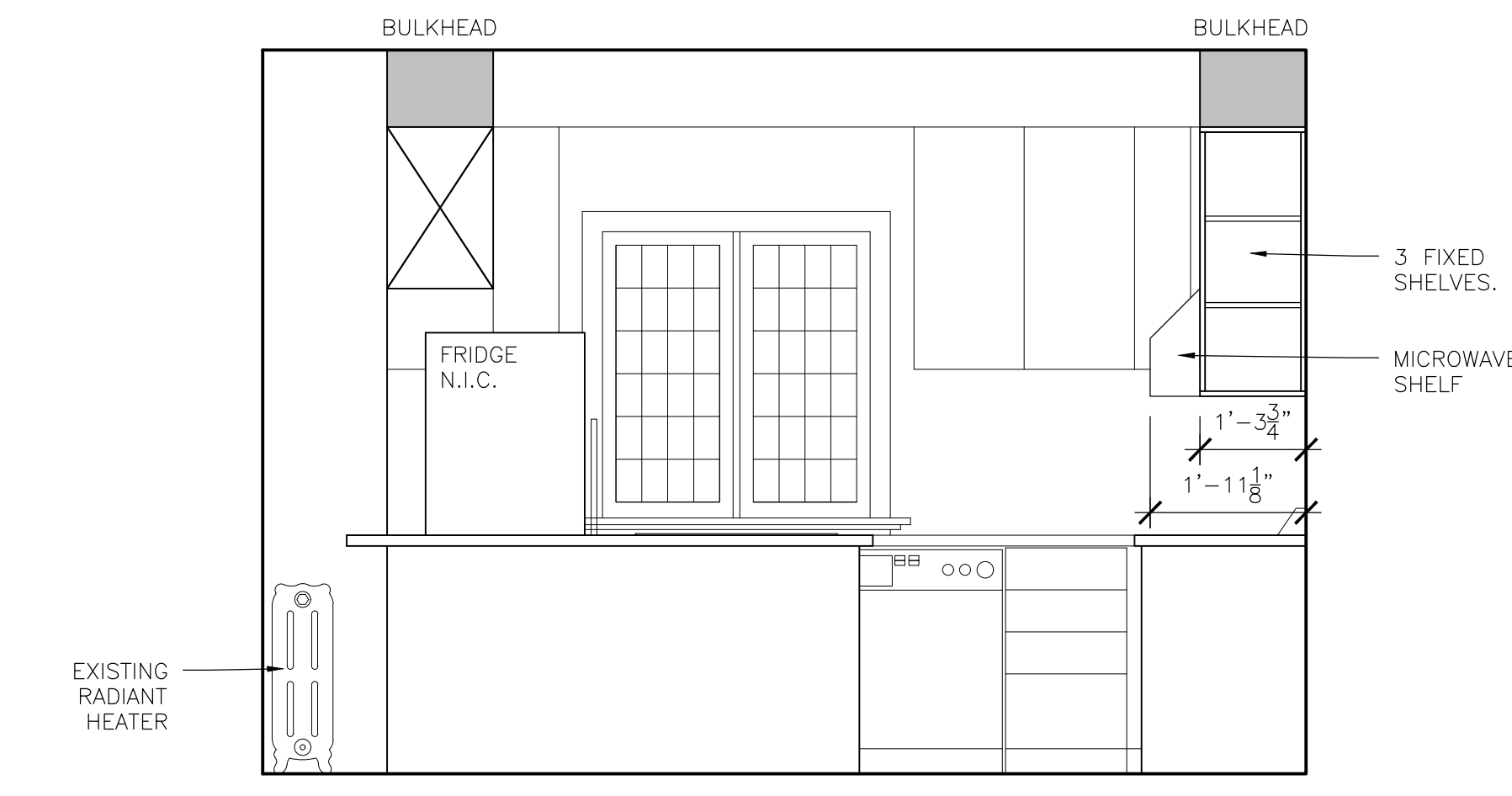
2 SCALE: 1/2"=1'-0"




3 SCALE: 1/2"=1'-0"



4 SCALE: 1/2"=1'-0"



5 SCALE: 1/2"=1'-0"



RKH ARCHITECTURE LTD.
PERMIT NO. A85
ISSUED PURSUANT TO THE ARCHITECTS ACT OF ALBERTA

RKH Architecture Ltd.
Leduc, Alberta
1510 A - 31 Street North
403.520.7007

REVISION

JUN 6, 2018	REVIEW #1
SEP 18, 2018	MECH/ELEC INITIAL COORDINATION
OCT 29, 2018	REVIEW #2 & COORDINATION
NOV 19, 2018	95% REVIEW
NOV 28, 2018	99% REVIEW
DEC 12, 2018	TENDER
JAN 15, 2019	TENDER UPDATE

DATE

JAN. 20, 2018
PROJECT NO. 1703
DRAWN BY M.B.R.

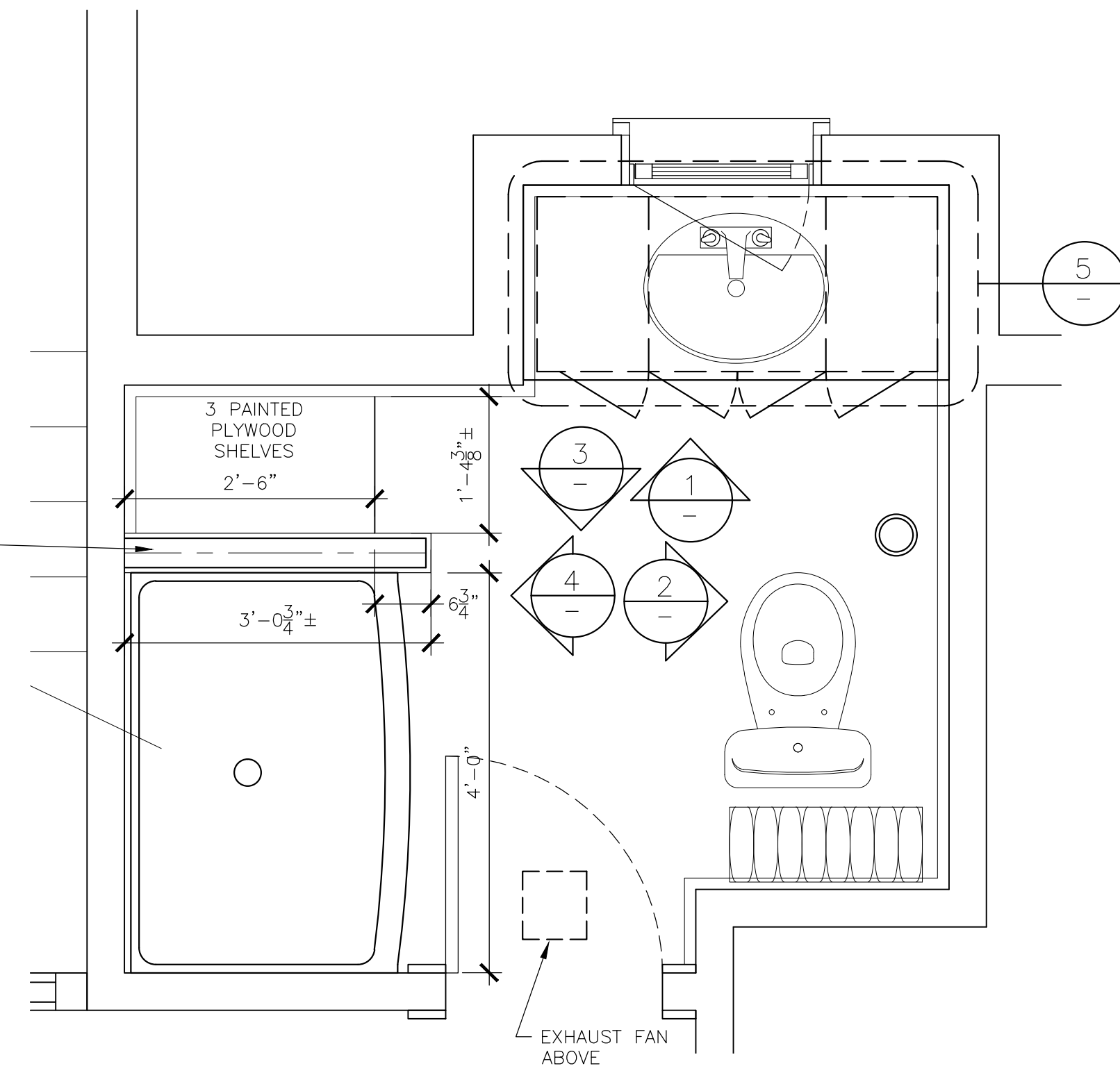
DRAWING NAME: **M.B. D-109 MILLWORK**

PROJECT NAME: **REHABILITATION OF GOVERNMENT OF CANADA BUILDINGS IN WATERTON**

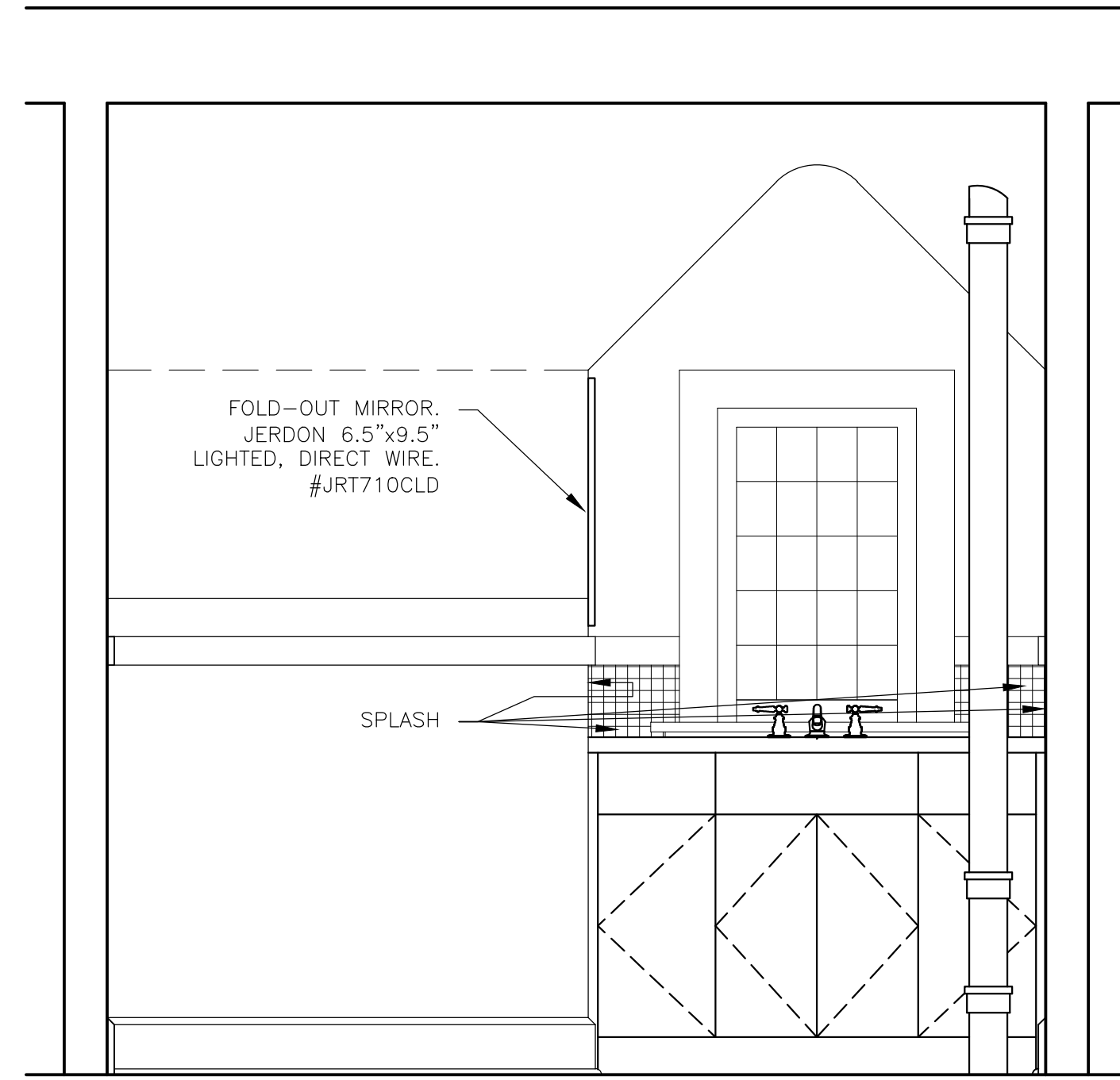
SCALE: **AS NOTED**

DRAWING NO. **A6-2**

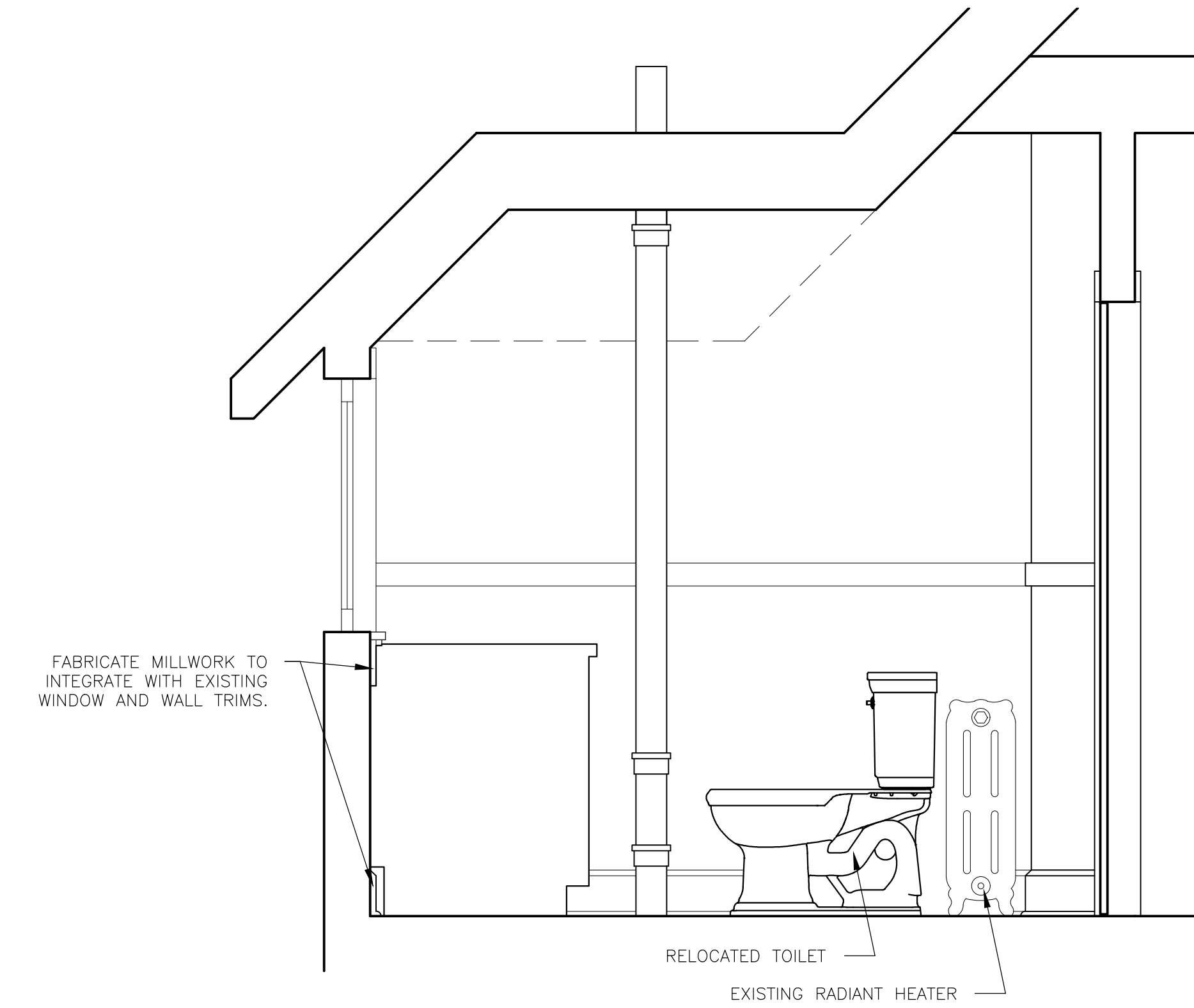
- iw03
WALL CONSTRUCTION
- WALL TILE ON SHOWER SIDE
- 1/2" MOISTURE RESISTANT G.W.B.
- 2"x4" STUDS @ 12" O/C
- 1/2" G.W.B.



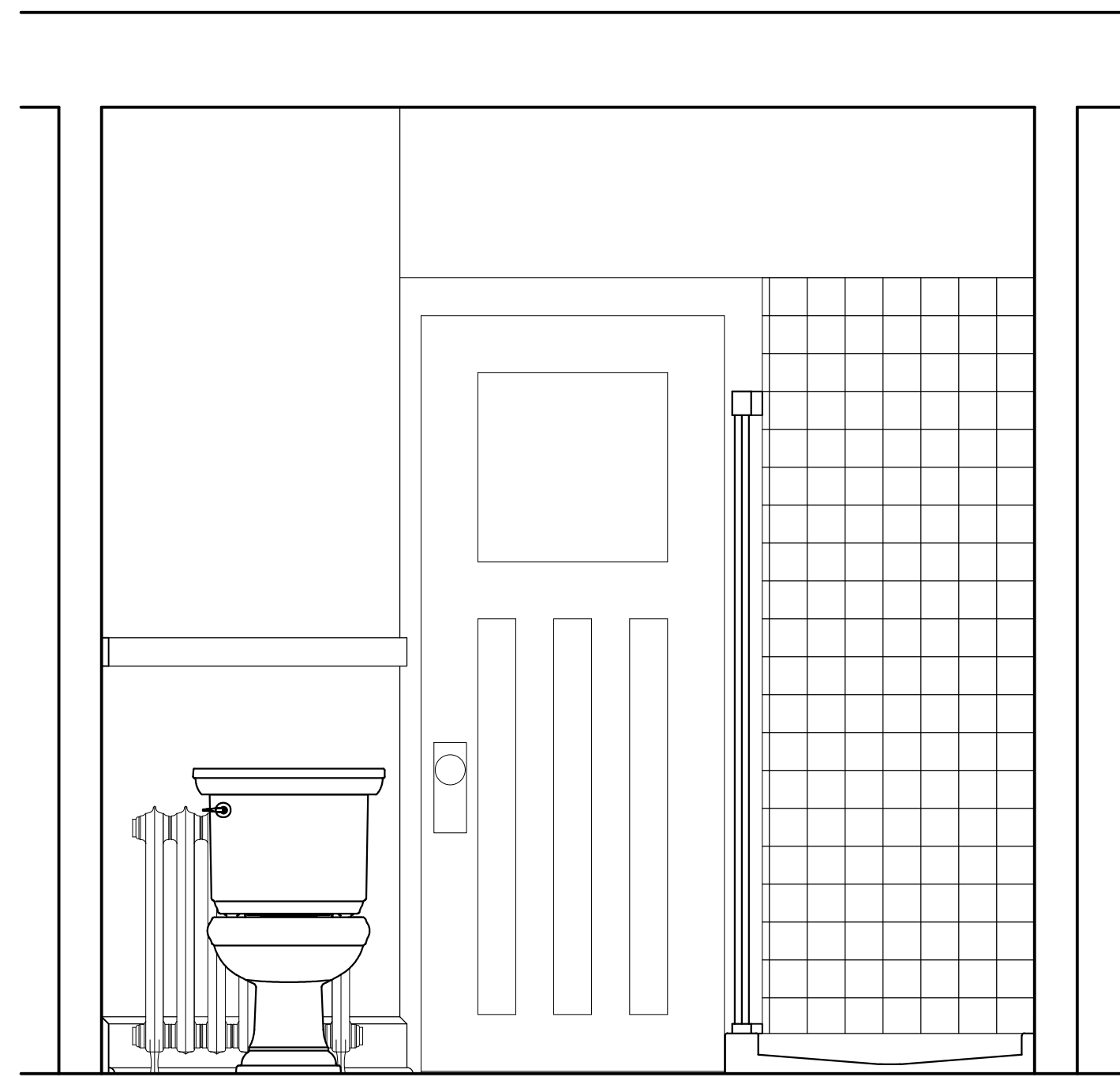
A
D-202 PLAN
SCALE: 3/4"=1'-0"



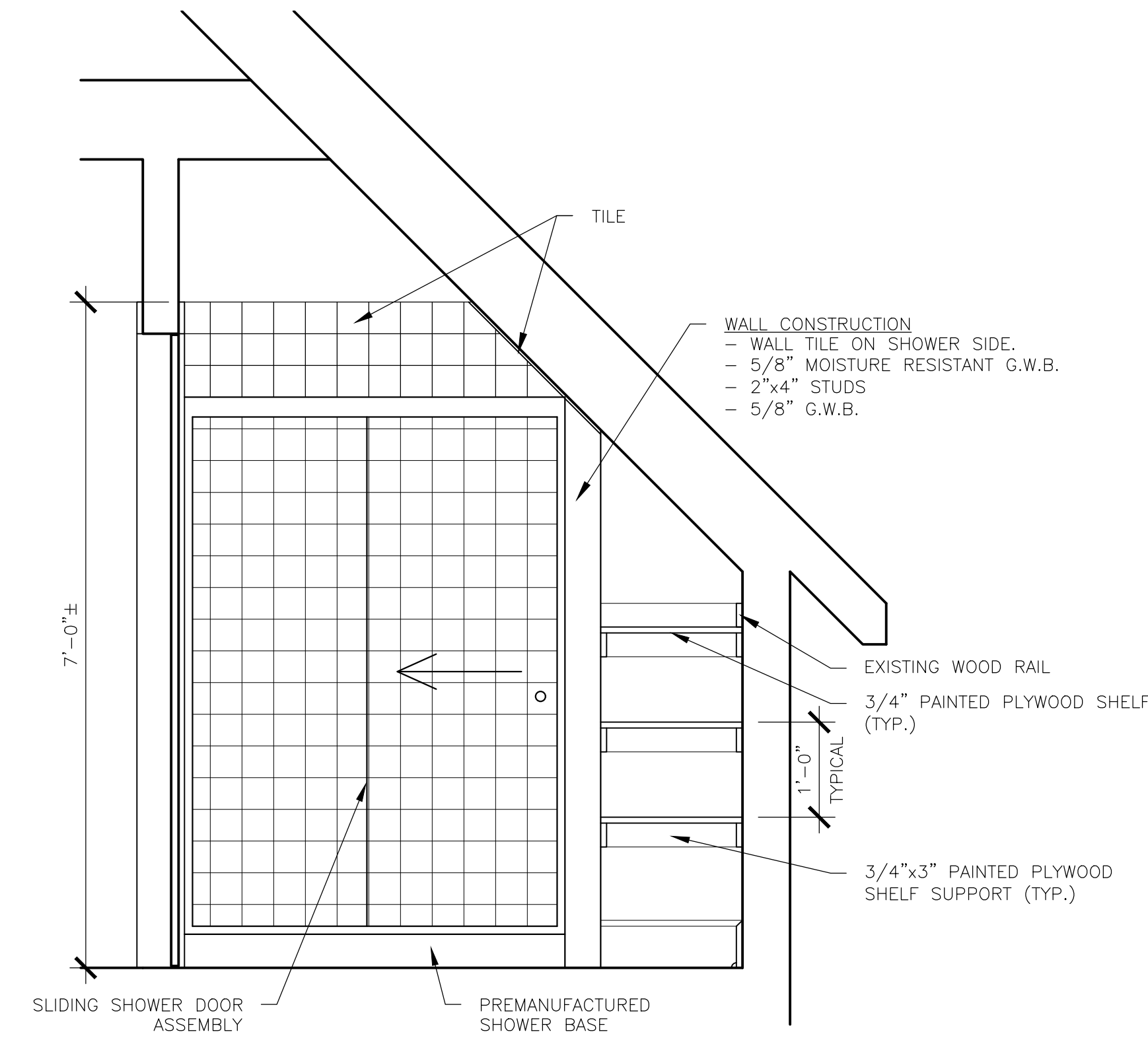
1
ELEVATION
SCALE: 3/4"=1'-0"



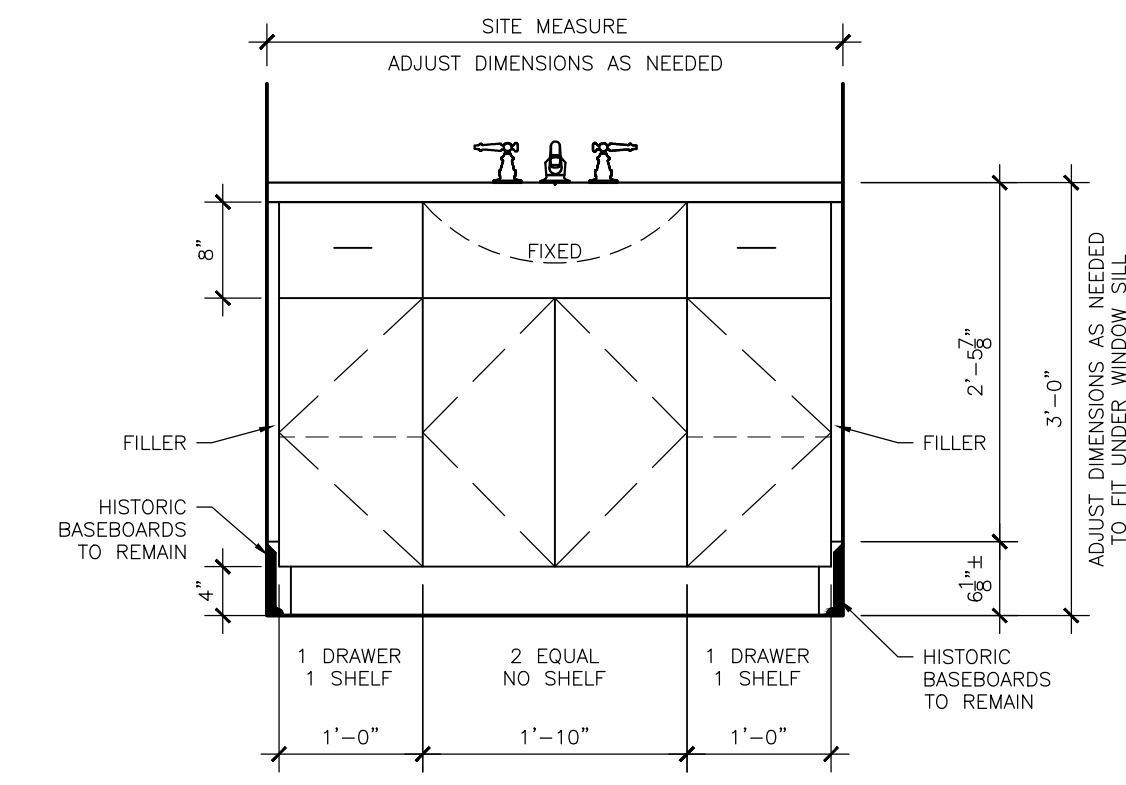
2
ELEVATION
SCALE: 3/4"=1'-0"




3
ELEVATION
SCALE: 3/4"=1'-0"



4
ELEVATION
SCALE: 3/4"=1'-0"



5
MILLWORK
SCALE: 3/4"=1'-0"



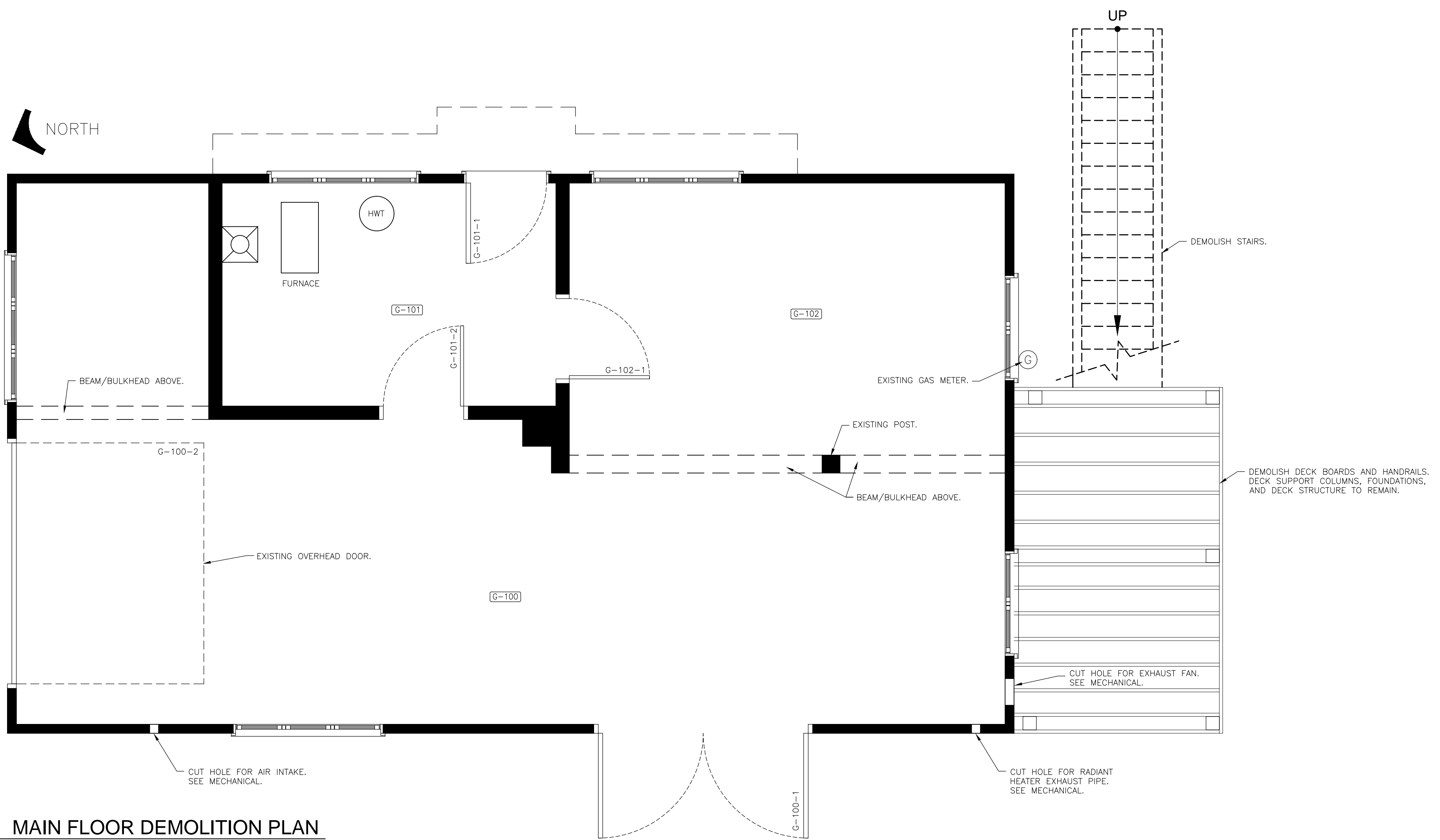
PERMIT STAMP
RKH ARCHITECTURE LTD.
PERMIT NO. 485
ISSUED PURSUANT TO THE
ARCHITECTS ACT OF ALBERTA
RKH Architecture Ltd.
1510 A - 31 Street North
Lethbridge, Alberta
403.520.7007

REVISION	DATE	DESCRIPTION
JUN 6, 2018	REVIEW #1	
SEP 18, 2018	MECH/ELEC. INITIAL COORDINATION	
OCT 29, 2018	REVIEW #2 & COORDINATION	
NOV 19, 2018	95% REVIEW	
NOV 28, 2018	99% REVIEW	
DEC 12, 2018	TENDER	
JAN 15, 2019	TENDER UPDATE	

DATE: JAN. 20, 2018
PROJECT NO.: 1703
DRAWN BY: M.B.R.


DRAWING NAME: **M.B. D-202 MILLWORK**
PROJECT NAME: **REHABILITATION OF GOVERNMENT OF CANADA BUILDINGS IN WATERTON**

SCALE: AS NOTED
DRAWING NO.: **A6-3**



MAIN FLOOR DEMOLITION PLAN
 SCALE: 3/8"=1'-0"


- DEMOLITION NOTES:**
- COORDINATE ALL WORK WITH ELECTRICAL AND MECHANICAL DRAWINGS AND SPECIFICATIONS.
- G-100
- CUT HOLE FOR RADIANT HEATER EXHAUST.
 - CUT HOLE FOR EXHAUST FAN.
 - CUT HOLE FOR AIR INTAKE.
 - SEE MECHANICAL FOR ADDITIONAL WORK REQUIRED.
- G-101
- SEE MECHANICAL FOR WORK REQUIRED.
- G-102
- SEE MECHANICAL FOR WORK REQUIRED.
- DEMOLISH DECK BOARDS, RAILINGS, AND STAIRS. RETAIN POSTS AND FOUNDATIONS FOR REBUILDING.



PERMIT STAMP

RKH ARCHITECTURE LTD.
 PERMIT NO. 485
 ISSUED PURSUANT TO THE
 ARCHITECTS ACT OF ALBERTA

RKH Architecture Ltd.
 Lethbridge, Alberta
 403.320.7007



REVISION	DATE	DESCRIPTION
JUN 6, 2018	REVIEW #1	
SEP 18, 2018	MECH/ELEC. INITIAL COORDINATION	
OCT 29, 2018	REVIEW #2 & COORDINATION	
NOV 19, 2018	95% REVIEW	
NOV 28, 2018	99% REVIEW	
DEC 12, 2018	TENDER	
JAN 15, 2019	TENDER UPDATE	

DATE: JAN. 20, 2018

PROJECT NO.: 1703

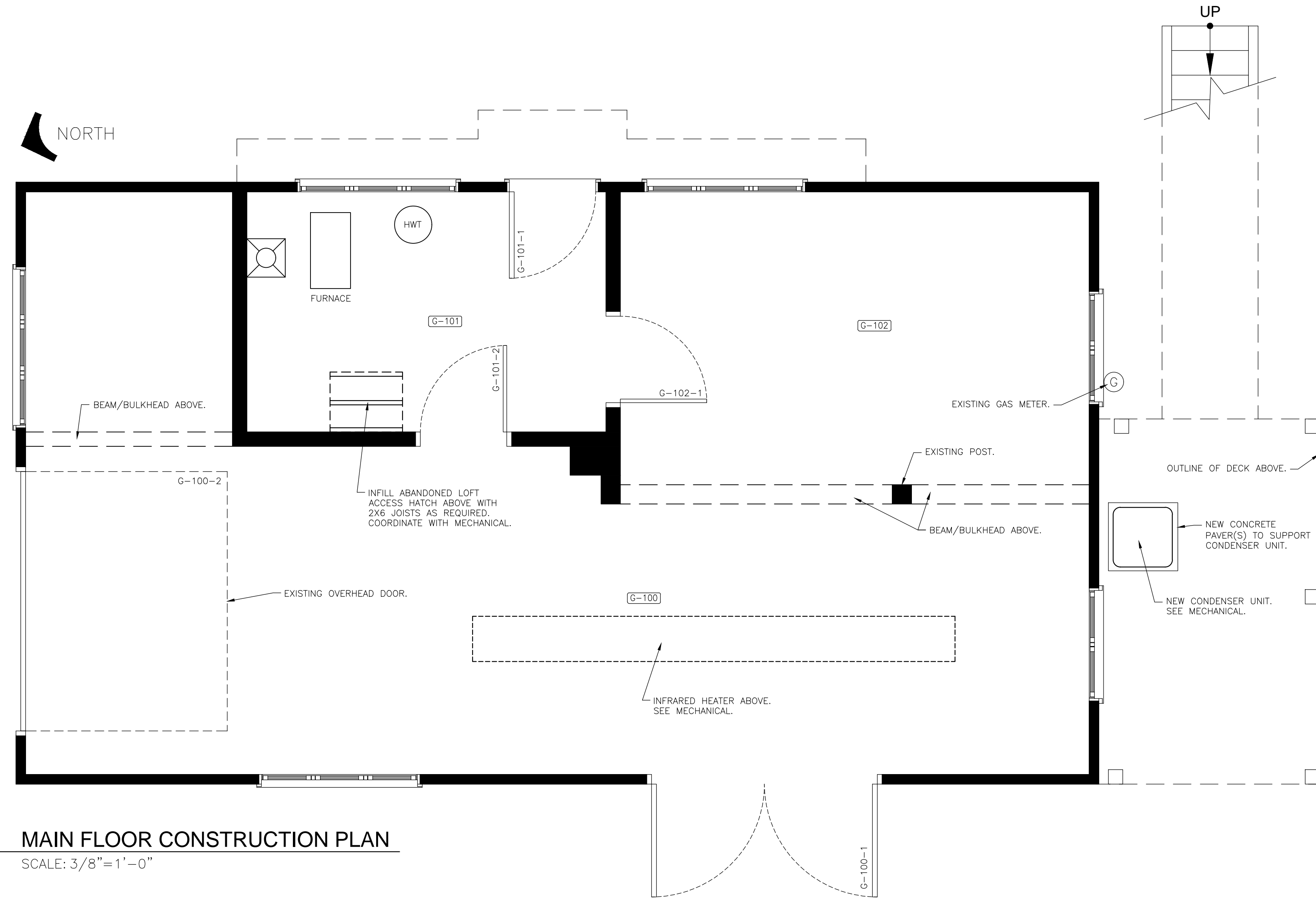
DRAWN BY: M.B.R.

DRAWING NAME: **O.B. MAIN FL. DEMOLITION**

PROJECT NAME: **REHABILITATION OF GOVERNMENT OF CANADA BUILDINGS IN WATERTON**

SCALE: AS NOTED

DRAWING NO.: **A7-1**




A
MAIN FLOOR CONSTRUCTION PLAN
 SCALE: 3/8"=1'-0"


CONSTRUCTION NOTES:
 1. COORDINATE ALL WORK WITH ELECTRICAL AND MECHANICAL DRAWINGS AND SPECIFICATIONS.
 2. FIRESTOP ALL PENETRATIONS BETWEEN FLOOR LEVELS.

- G-100
 - SUPPLY AND INSTALL RADIANT HEATER. SEE MECHANICAL.
 - SUPPLY AND INSTALL EXHAUST FAN. SEE MECHANICAL.
 - SUPPLY AND INSTALL DUCTING. SEE MECHANICAL.
- G-101
 - SEE MECHANICAL FOR WORK REQUIRED.
 - INFILL ABANDONED LOFT ACCESS HATCH.
- G-102
 - SEE MECHANICAL FOR WORK REQUIRED.

REBUILD DECK, STAIRS, AND RAILINGS UTILIZING EXISTING POSTS.
 SUPPLY AND INSTALL CONDENSER UNIT AND PAVES(S) UNDER DECK.



PERMIT STAMP
 RKH ARCHITECTURE LTD.
 PERMIT NO. 485
 ISSUED PURSUANT TO THE
 ARCHITECTS ACT OF ALBERTA
 RKH Architecture Ltd.
 Lethbridge, Alberta
 403.520.7007
 1510 A - St Street North

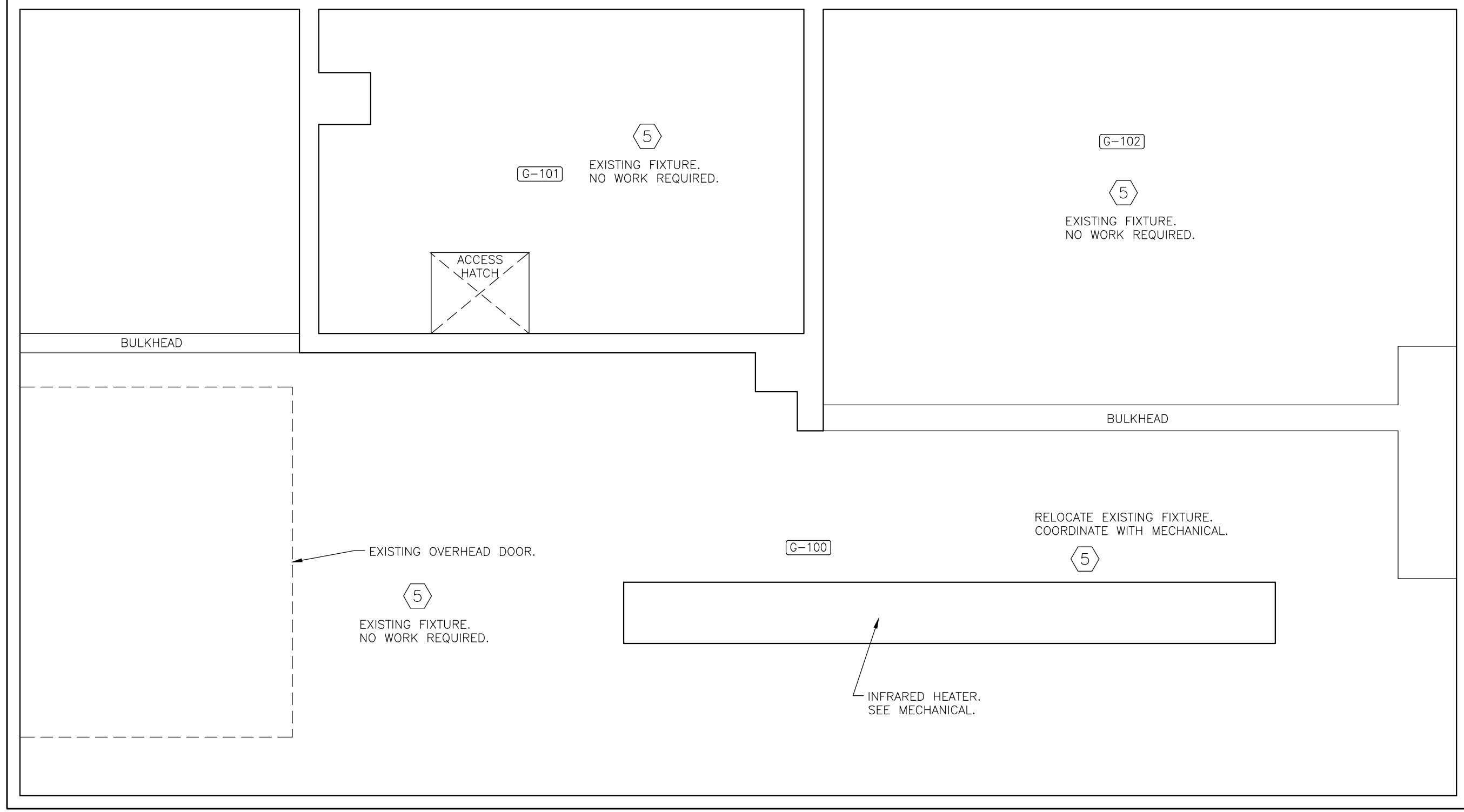


REVISION	DATE	DESCRIPTION
JUN 6, 2018	REVIEW #1	
SEP 18, 2018	MECH/ELEC INITIAL COORDINATION	
OCT 29, 2018	REVIEW #2 & COORDINATION	
NOV 19, 2018	95% REVIEW	
NOV 28, 2018	99% REVIEW	
DEC 12, 2018	TENDER	
JAN 15, 2019	TENDER UPDATE	

DATE: JAN. 20, 2018
 PROJECT NO.: 1703
 DRAWN BY: M.B.R.

DRAWING NAME: **O.B. MAIN FL. CONSTRUCTION**
 PROJECT NAME: **REHABILITATION OF GOVERNMENT OF CANADA BUILDINGS IN WATERTON**

SCALE: **AS NOTED**
 DRAWING NO.: **A7-2**




A MAIN FLOOR REFLECTED CEILING PLAN
SCALE: 3/8" = 1'-0"



PERMIT STAMP
RKH ARCHITECTURE LTD.
PERMIT NO. 485
ISSUED PURSUANT TO THE
ARCHITECTS ACT OF ALBERTA

RKH Architecture Ltd.
1510 A - 31 Street North
Lethbridge, Alberta
403.320.7007

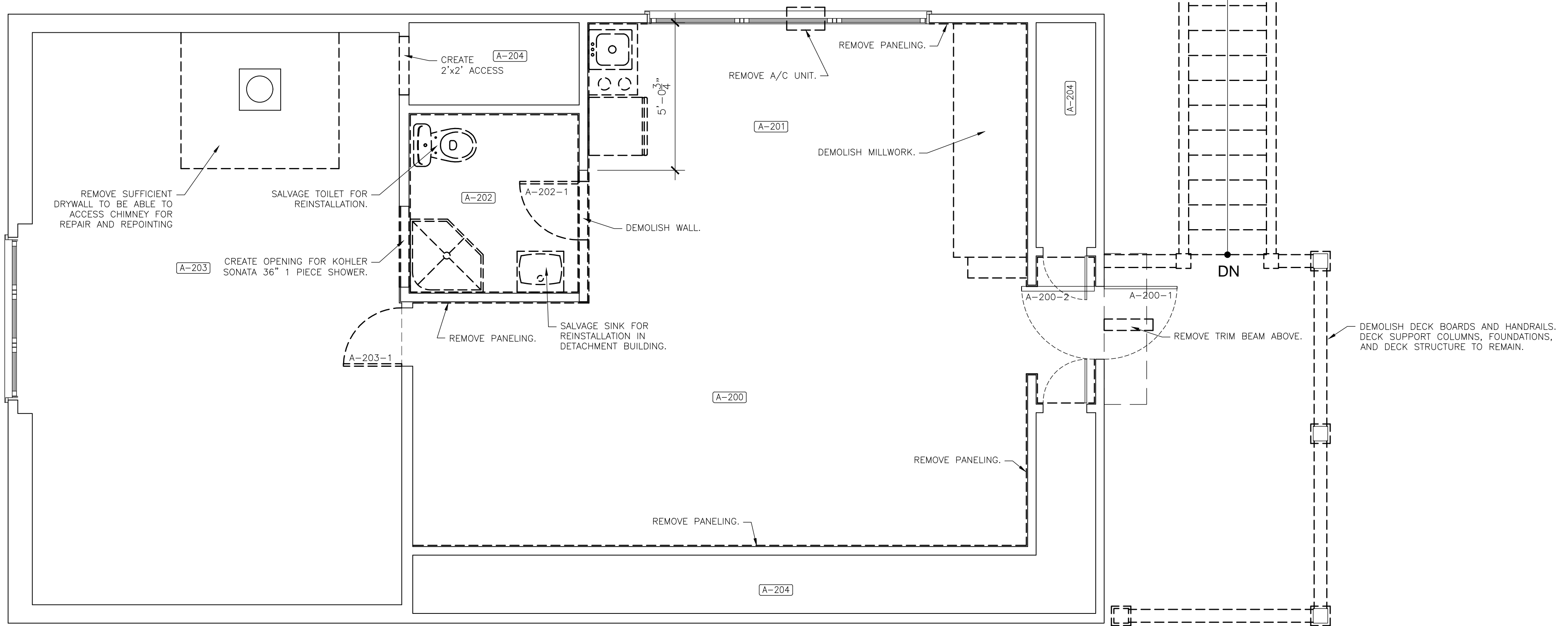


REVISION	DATE	DESCRIPTION
NOV. 19, 2018	—	95% REVIEW
NOV. 28, 2018	—	99% REVIEW
DEC. 12, 2018	—	TENDER
JAN. 15, 2019	—	TENDER UPDATE

DATE: NOV. 5, 2018
PROJECT NO.: 1703
DRAWN BY: M.B.R.

DRAWING NAME: **O.B. MAIN FLOOR R.C.P.**
PROJECT NAME: **REHABILITATION OF GOVERNMENT OF CANADA BUILDINGS IN WATERTON**

SCALE: AS NOTED
DRAWING NO.: **A7-3**



DEMOLITION NOTES:

1. REMOVE ALL FLOORING THROUGHOUT UPPER FLOOR. PATCH/REPAIR AND MAKE GOOD SUBFLOOR THROUGHOUT.
2. REMOVE ALL CEILINGS, WALL PANELING, AND TRIM PIECES IN ROOMS A-200, A-201, AND A-202.
3. UPON REMOVAL OF INTERIOR WALL AND CEILING PANELING, EXAMINE INSULATION AND REMOVE AND REPLACE ANY DETERIORATED PIECES.
4. COORDINATE ALL WORK WITH ELECTRICAL AND MECHANICAL DRAWINGS AND SPECIFICATIONS.

A-200

- SEE MECHANICAL FOR ADDITIONAL WORK REQUIRED.

A-201

- DEMOLISH ALL MILLWORK.
- REMOVE ALL APPLIANCES AND SALVAGE TO OWNER.
- REMOVE A/C UNIT AND SALVAGE TO OWNER.
- CUT OPENING IN CEILING/ROOF FOR RANGE HOOD.
- SEE MECHANICAL AND ELECTRICAL FOR ADDITIONAL WORK REQUIRED.

A-202

- SALVAGE TOILET FOR REINSTALLATION.
- SALVAGE SINK FOR REINSTALLATION IN DETACHMENT WASHROOM D-105.
- DEMOLISH SHOWER.
- DEMOLISH EXISTING DOOR.
- SEE MECHANICAL AND ELECTRICAL FOR ADDITIONAL WORK REQUIRED.

A-203

- CUT OPENING IN WALL FOR NEW SHOWER.
- CUT ACCESS HOLE IN WALL TO THE CRAWL SPACE BEHIND THE WASHROOM.
- REMOVE EXISTING LIGHT FOR REINSTALLATION.
- INFILL LOFT ACCESS TO BE LEVEL WITH APARTMENT FLOOR.
- REMOVE CEILING DRYWALL FOR ACCESS TO REPAIR AND REPOINT CHIMNEY.
- SEE MECHANICAL FOR ADDITIONAL WORK REQUIRED.
- REMOVE EXISTING DOOR.

A-204

- REMOVE ROTTED/DAMAGED PLYWOOD SHEATHING
- REMOVE DETERIORATED INSULATION.
- SEE MECHANICAL FOR ADDITIONAL WORK REQUIRED.

REMOVE DETERIORATED TRIM BEAM OVER DOOR A-200-1

B UPPER FLOOR DEMOLITION PLAN
SCALE: 3/8"=1'-0"



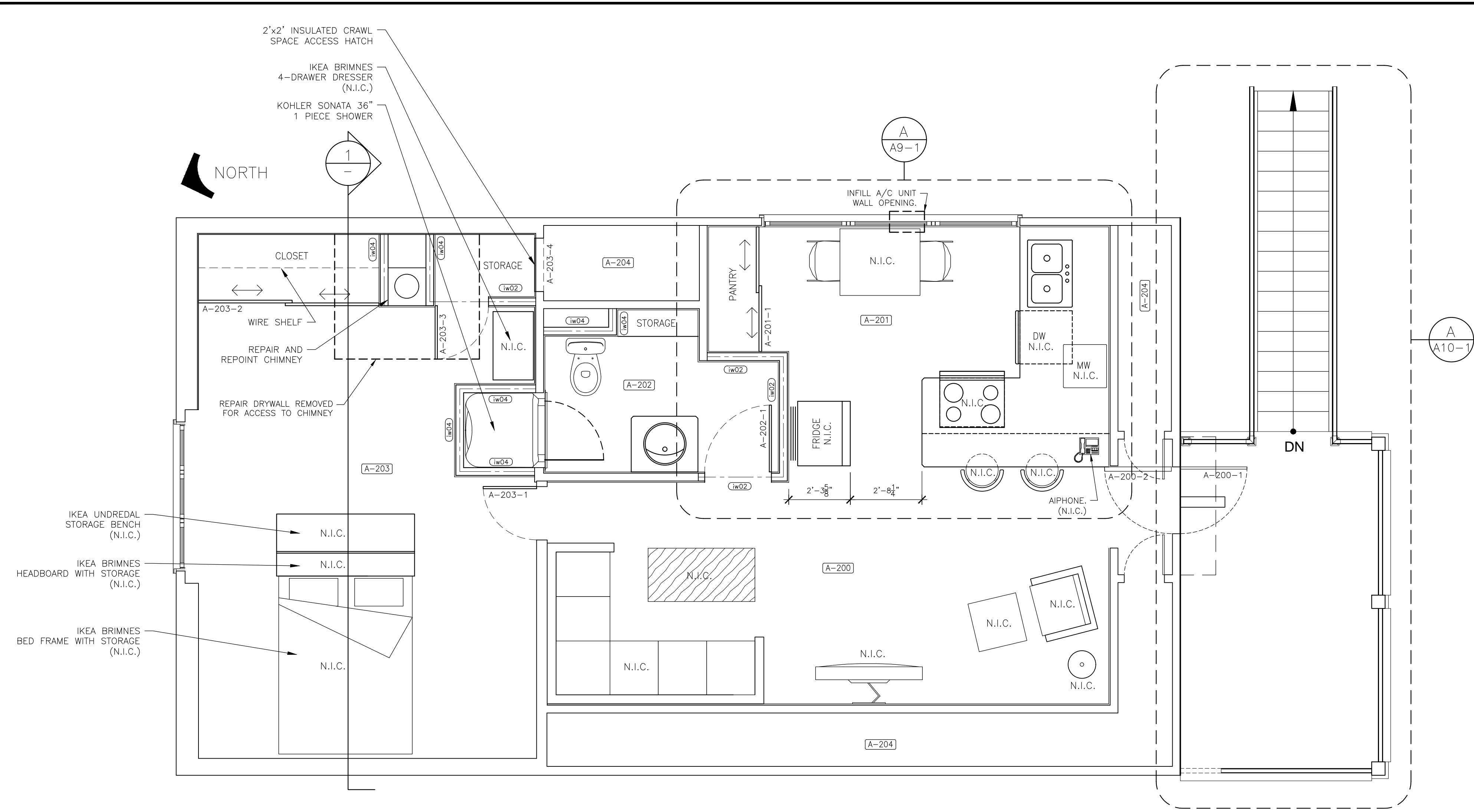
PERMIT STAMP
RKH ARCHITECTURE LTD.
REGISTERED ARCHITECTS ACT OF ALBERTA
ISSUED PURSUANT TO THE ARCHITECTS ACT OF ALBERTA
RKH Architecture Ltd.
Lumberidge, Alberta
403.520.7007
1510 A - St Street North

REVISION
JUN 6, 2018 - REVIEW #1
SEP 16, 2018 - MECH/ELEC. INITIAL COORDINATION
OCT 29, 2018 - REVIEW #2 & COORDINATION
NOV 19, 2018 - 95% REVIEW
NOV 28, 2018 - 99% REVIEW
DEC 12, 2018 - TENDER
JAN 15, 2019 - TENDER UPDATE

DATE
JAN. 20, 2018
PROJECT NO.
1703
DRAWN BY
M.B.R.

DRAWING NAME
O.B. UPPER FL. DEMOLITION
PROJECT NAME
REHABILITATION OF GOVERNMENT OF CANADA BUILDINGS IN WATERTON

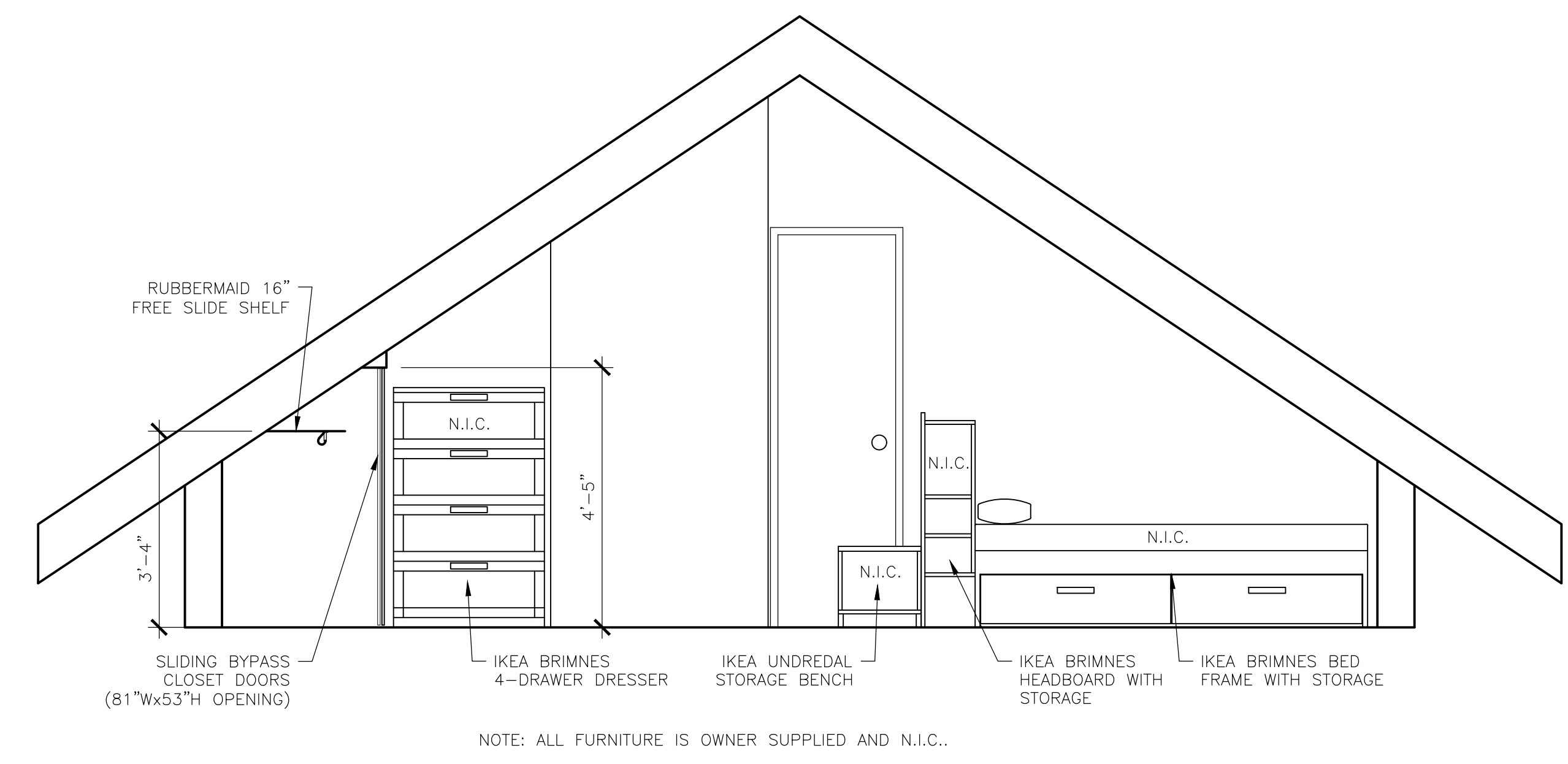
SCALE
AS NOTED
DRAWING NO.
A8-1




- CONSTRUCTION NOTES:**
- PATCH/REPAIR AND MAKE GOOD SUBFLOOR THROUGHOUT. AFTER REMOVING PANELING, EXAMINE BATT INSULATION IN CEILING AND REPLACE AS REQUIRED. INSTALL VAPOUR BARRIER ON TO RAFTERS AND WALL STUDS.
 - COORDINATE ALL WORK WITH ELECTRICAL AND MECHANICAL DRAWINGS AND SPECIFICATIONS.
 - FIRESTOP ALL PENETRATIONS BETWEEN FLOOR LEVELS.
- A-200**
- COVER WALLS AND CEILING WITH 5/8" TYPE 'X' G.W.B.
 - SUPPLY AND INSTALL NEW CARPETING.
- A-201**
- COVER WALLS AND CEILING WITH 5/8" TYPE 'X' G.W.B.
 - INFILL OPENING FROM OLD A/C UNIT.
 - SUPPLY AND INSTALL NEW SHEET FLOORING.
 - SUPPLY AND INSTALL NEW MILLWORK.
 - ROUGH-IN FOR OWNER SUPPLIED AIPHONE.
 - INSTALL RANGE HOOD.
 - SUPPLY AND INSTALL NEW PLUMBING FIXTURES. SEE MECHANICAL.
 - INSTALL OWNER SUPPLIED APPLIANCES.
- A-202**
- COVER WALLS AND CEILING WITH 5/8" TYPE 'X' G.W.B.
 - SUPPLY AND INSTALL NEW SHEET FLOORING.
 - SUPPLY AND INSTALL NEW MILLWORK.
 - SUPPLY AND INSTALL NEW SHOWER AND SINK.
 - REINSTALL EXISTING TOILET IN NEW LOCATION.
 - INSTALL NEW LIGHT FIXTURES. SEE ELECTRICAL.
 - INSTALL NEW EXHAUST FAN. SEE MECHANICAL.
- A-203**
- FRAME NEW WALLS AROUND SHOWER.
 - FRAME NEW STORAGE WALL AND DOOR.
 - SUPPLY AND INSTALL NEW CARPET.
 - SUPPLY AND INSTALL NEW MILLWORK.
 - REPAIR AND REPOINT CHIMNEY.
 - REPAIR CEILING DRYWALL.
 - FRAME NEW CLOSET WALLS, DOORS, AND INSTALL SHELVING.
- A-204**
- INSULATE EXTERIOR WALLS AND CEILING WITH RIGID INSULATION.
 - COVER WALLS WITH 1/2" PLYWOOD.
 - APPLY AIR BARRIER TO EXTERIOR FACE OF INTERIOR WALL.
 - SUPPLY AND INSTALL SHEET FLOORING.
- INSTALL NEW TRIM BEAM OVER DOOR A-200-1. REBUILD DECK, STAIRS, AND RAILINGS UTILIZING EXISTING POSTS AND STRUCTURE. SEE DRAWING A10-1.

A UPPER FLOOR CONSTRUCTION PLAN
SCALE: 3/8"=1'-0"

ASSEMBLY ID	DESCRIPTION	GRAPHICAL REPRESENTATION
iw01	SECURITY WALL (2x4) - 5/8" IMPACT RESISTANT GYPSUM WALL BOARD - DIAMOND STEEL MESH. SEE SPECS. - 2"x4" WOOD STUDS AT 12" O.C. - 5/8" IMPACT RESISTANT GYPSUM WALL BOARD	VESTIBULE RECEPTION
iw02	REGULAR WALL (2x4) - 1/2" GYPSUM WALL BOARD - 2"x4" WOOD STUDS AT 16" O.C. - 1/2" GYPSUM WALL BOARD	
iw03	TILE WALL (2x4) - CERAMIC WALL TILE - 1/2" MOISTURE RESISTANT GYPSUM WALL BOARD - 2"x4" WOOD STUDS AT 12" O.C. - 1/2" GYPSUM WALL BOARD	SHOWER
iw04	ENCLOSURE WALL (2x4) - 1/2" MOISTURE RESISTANT GYPSUM WALL BOARD - 2"x4" WOOD STUDS AT 16" O.C.	CORRIDOR



1 A-203 ELEVATION
SCALE: 1/2"=1'-0"



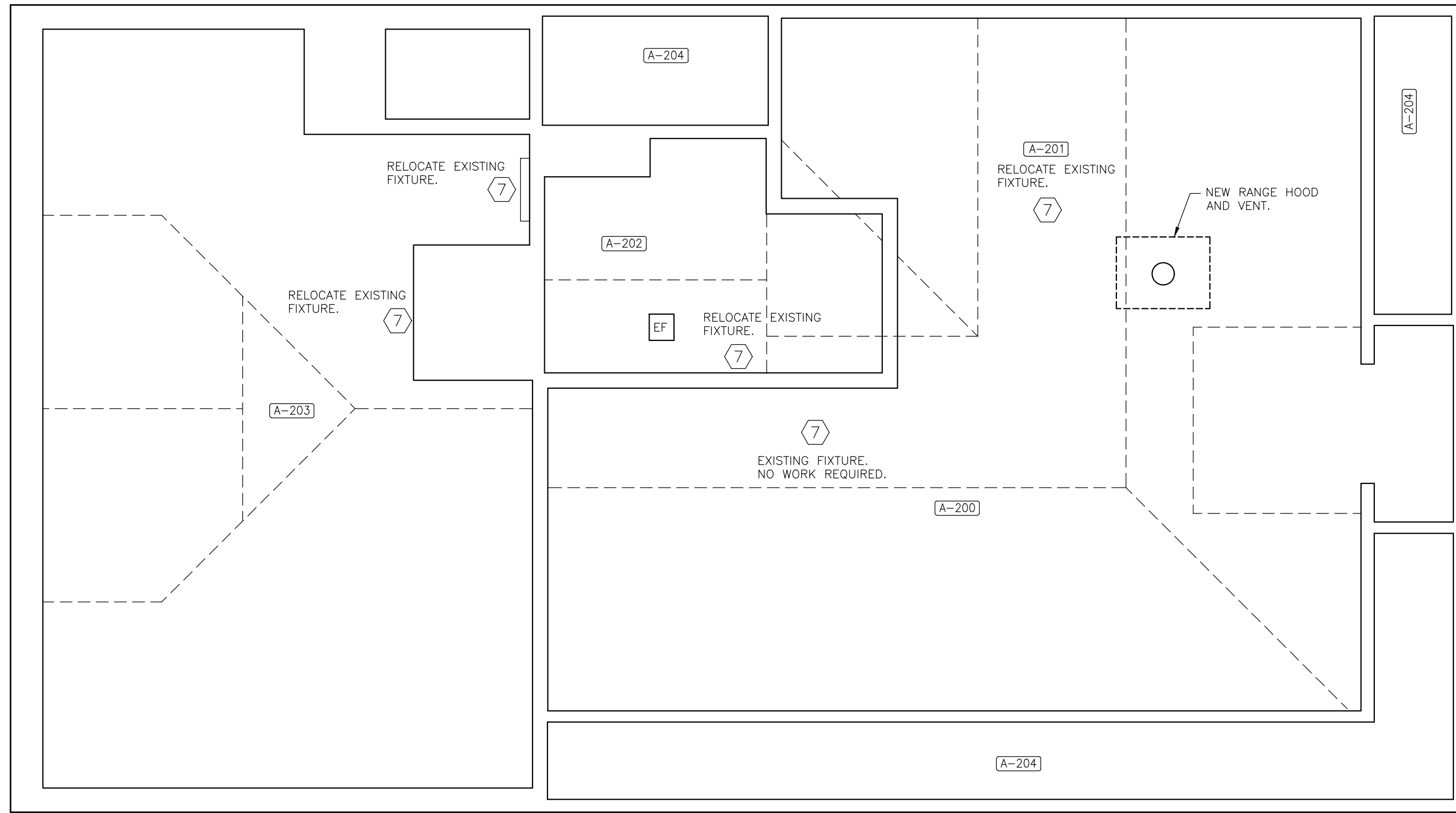
PERMIT STAMP
RKH ARCHITECTURE LTD.
REGISTERED ARCHITECT
ISSUED PURSUANT TO THE ARCHITECTS ACT OF ALBERTA
1510 A - St Street North
Lumberton, Alberta
403.520.7007

REVISION
JUN 6, 2018 - REVIEW #1
SEP 16, 2018 - MECH/ELEC. INITIAL COORDINATION
OCT 29, 2018 - REVIEW #2 & COORDINATION
NOV 19, 2018 - 95% REVIEW
NOV 28, 2018 - 99% REVIEW
DEC 12, 2018 - TENDER
JAN 15, 2019 - TENDER UPDATE

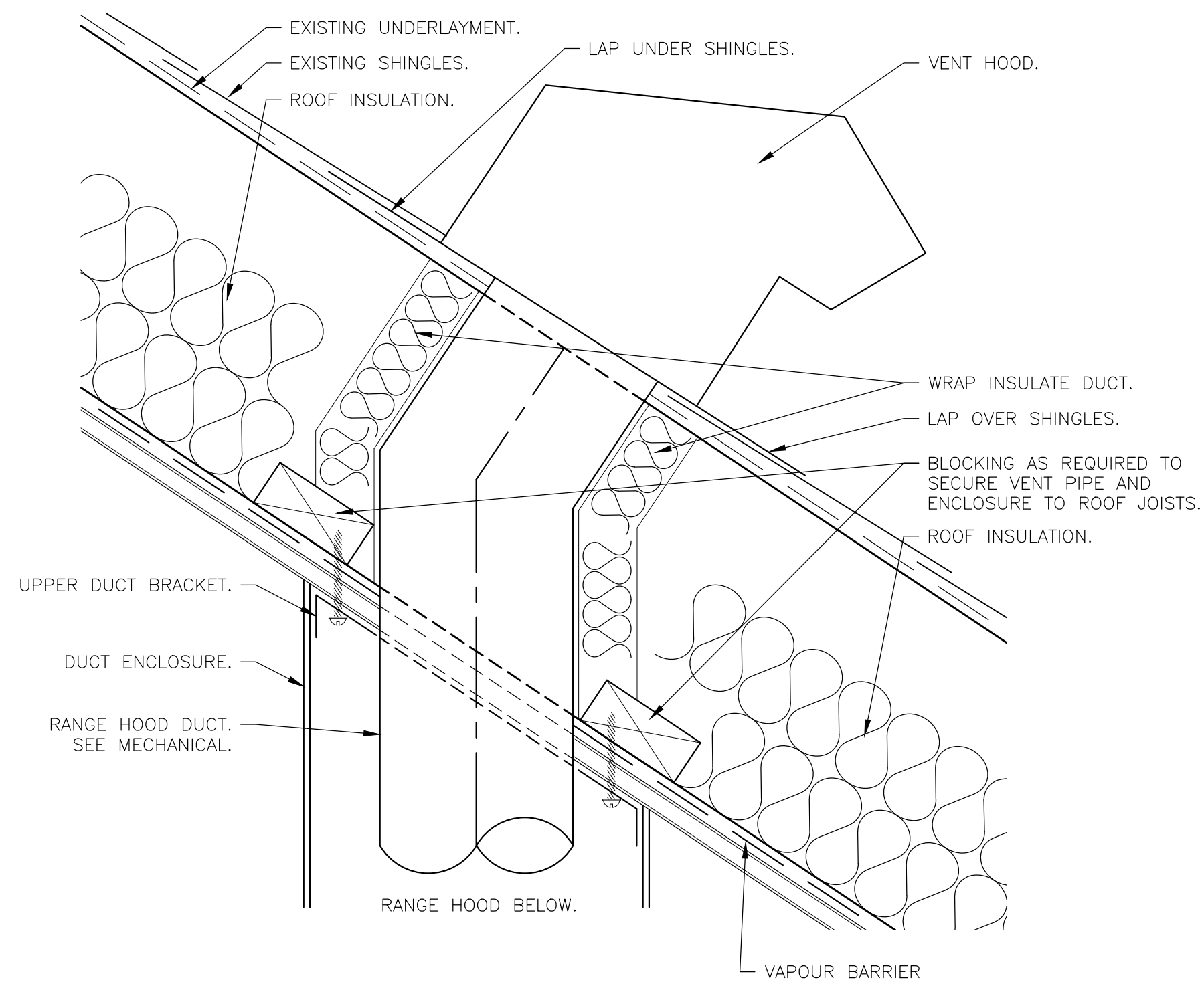
DATE: JAN. 20, 2018
PROJECT NO.: 1703
DRAWN BY: M.B.R.

DRAWING NAME: O.B. UPPER FL. CONST.
PROJECT NAME: REHABILITATION OF GOVERNMENT OF CANADA BUILDINGS IN WATERTON


SCALE: AS NOTED
DRAWING NO.: A8-2



A UPPER FLOOR REFLECTED CEILING PLAN
SCALE: 3/8"=1'-0"



1 ROOF PENETRATION DETAIL.
SCALE: 3"=1'-0"



PERMIT STAMP

RKH ARCHITECTURE LTD.
PERMIT NO. 485
ISSUED PURSUANT TO THE
ARCHITECTS ACT OF ALBERTA

RKH Architecture Ltd.
Lethbridge, Alberta
403.320.7007

REVISION

NOV. 19, 2018 - 95% REVIEW

NOV. 28, 2018 - 99% REVIEW

DEC. 12, 2018 - TENDER

JAN. 15, 2019 - TENDER UPDATE

DATE

NOV. 5, 2018

PROJECT NO.

1703

DRAWN BY

M.B.R.

DRAWING NAME

O.B. UPPER FLOOR R.C.P.

PROJECT NAME

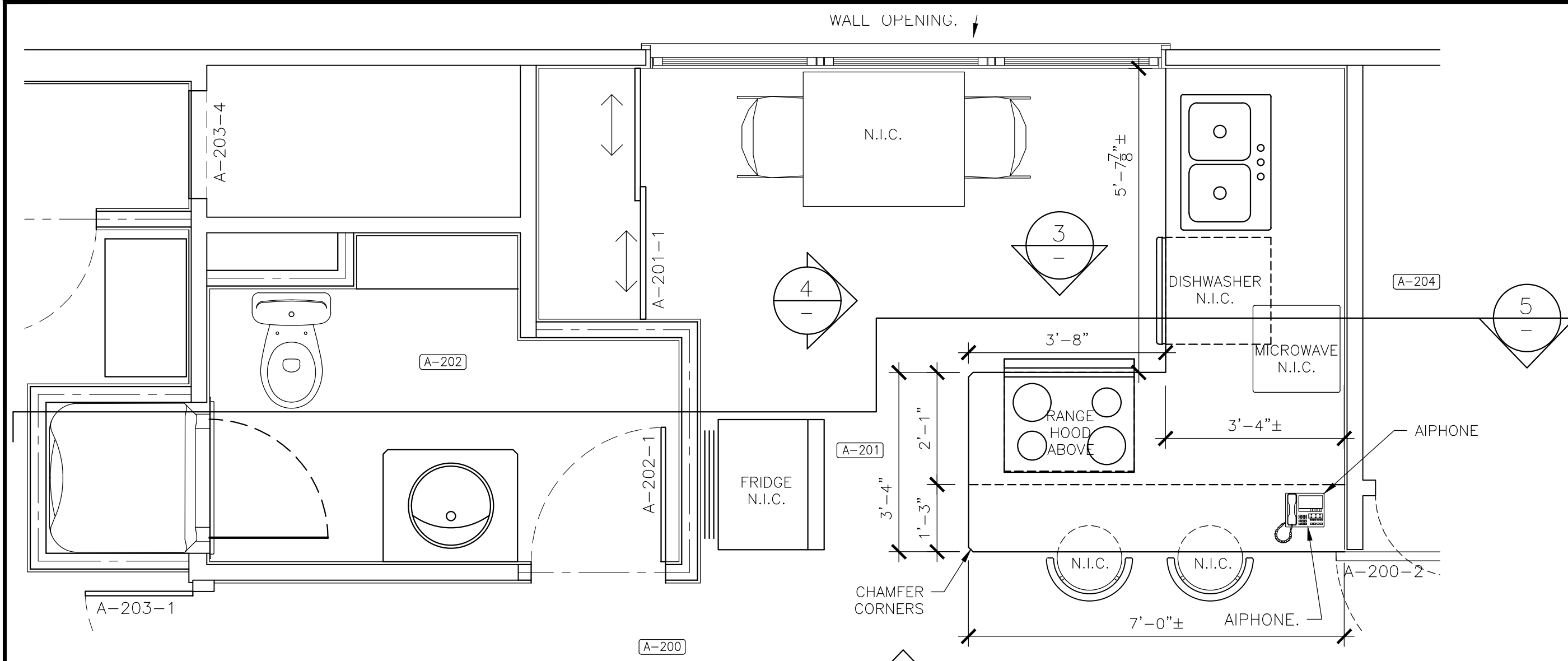
**REHABILITATION OF GOVERNMENT
OF CANADA BUILDINGS IN WATERTON**

SCALE

AS NOTED

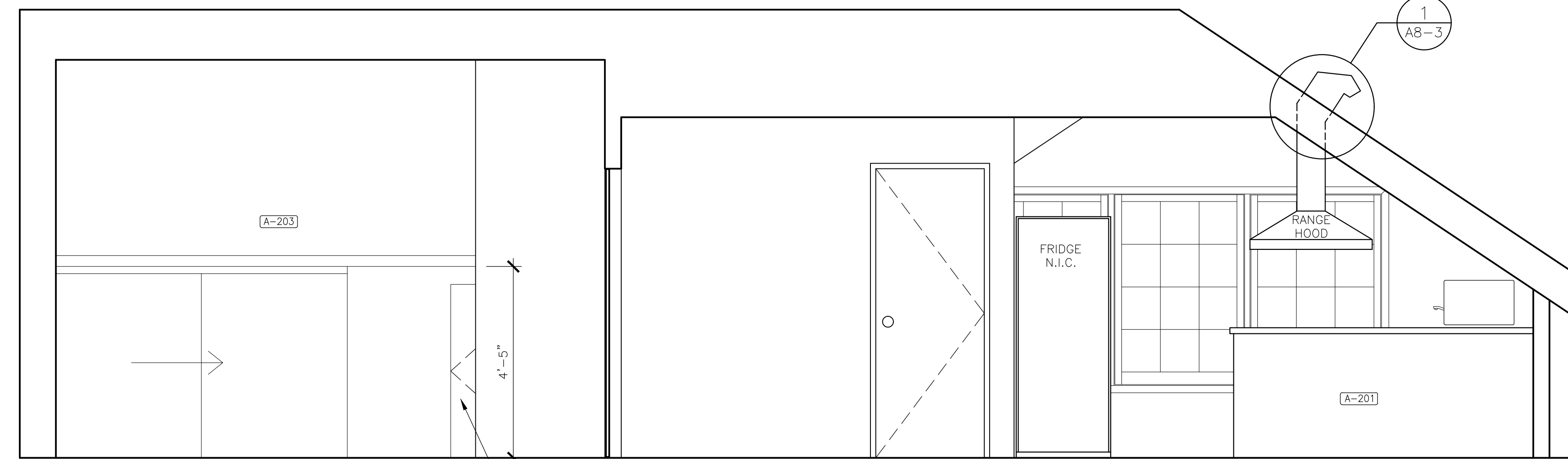
DRAWING NO.

A8-3

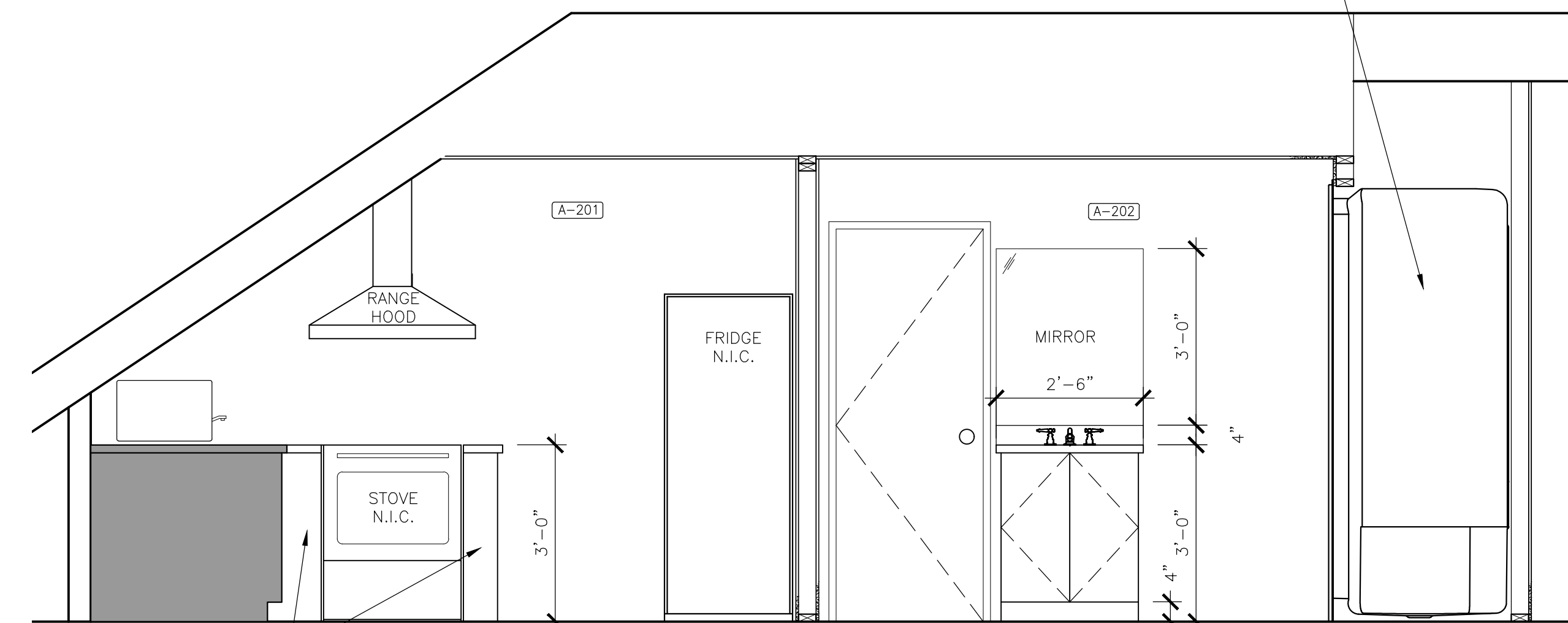


A-201 FLOOR PLAN
SCALE: 1/2"=1'-0"

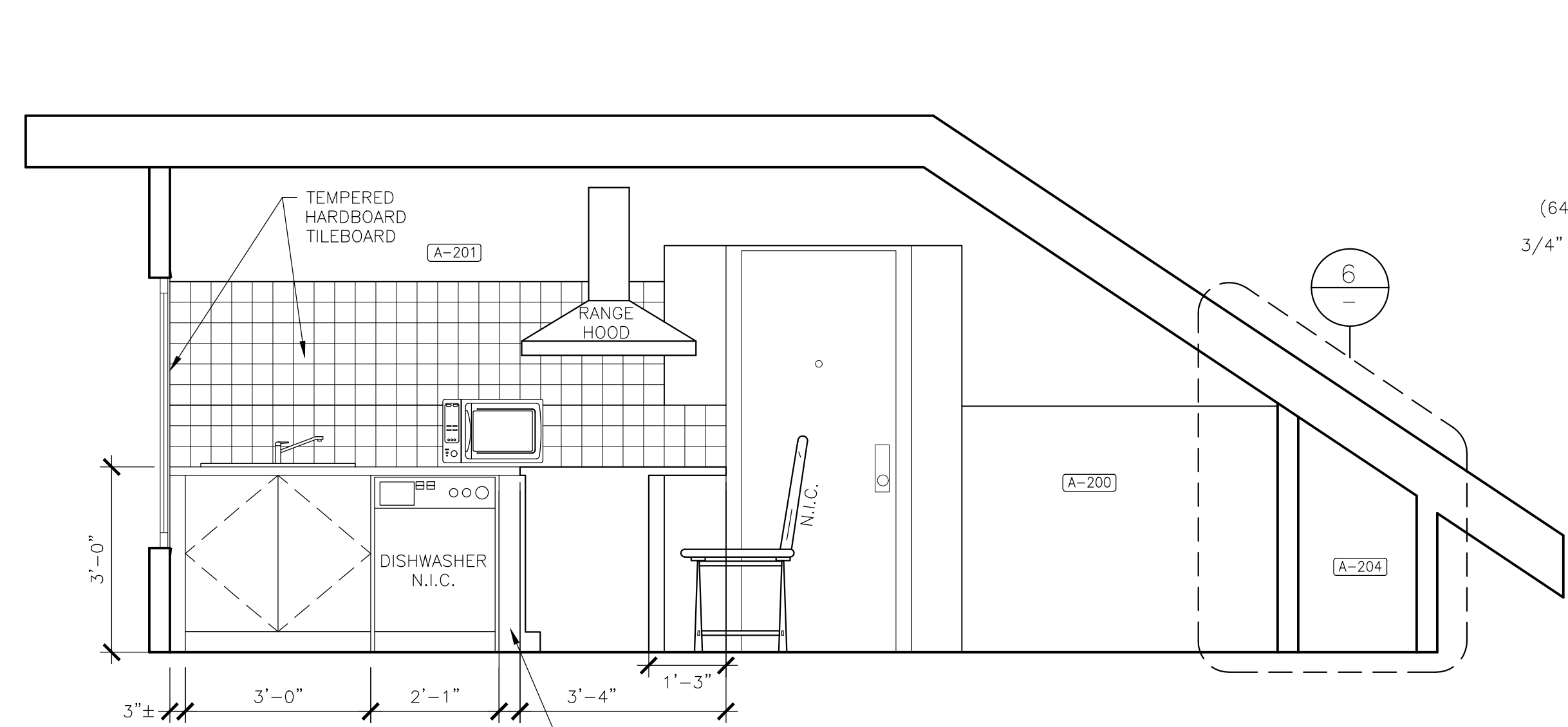
NOTE: - ALL FURNITURE AND APPLIANCES ARE OWNER SUPPLIED AND N.I.C. GENERAL CONTRACTOR TO INSTALL APPLIANCES ONLY. OWNER WILL INSTALL FURNITURE.
- AIPHONE IS AN ACCESS CONTROL SYSTEM TO BE SUPPLIED AND INSTALLED BY THE OWNER. GENERAL CONTRACTOR IS REQUIRED TO SUPPLY AND INSTALL WIRING FOR THE SYSTEM.



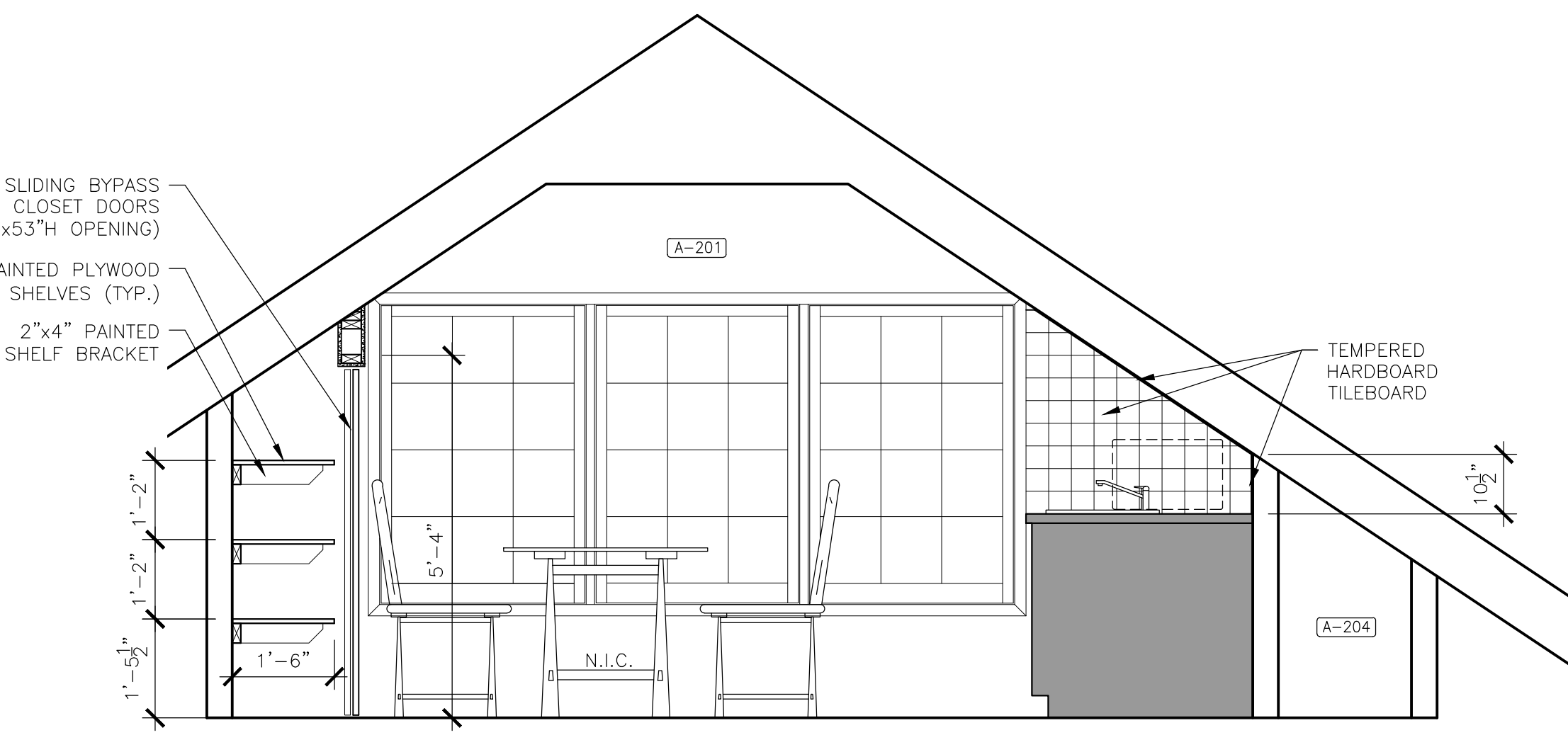
2 INTERIOR ELEVATION
SCALE: 1/4"=1'-0"



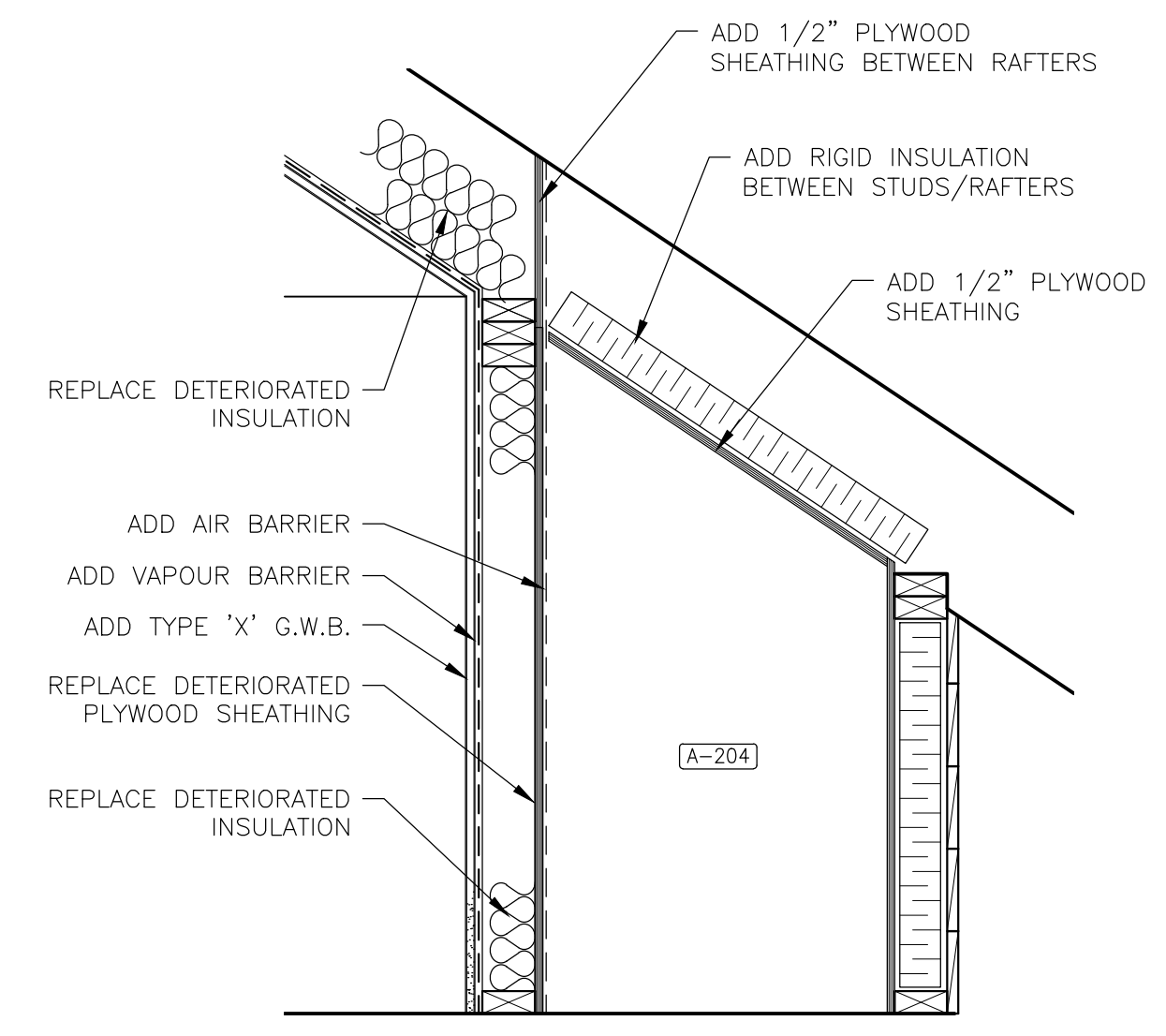
3 INTERIOR ELEVATION
SCALE: 1/4"=1'-0"




4 INTERIOR ELEVATION
SCALE: 1/4"=1'-0"



5 INTERIOR ELEVATION
SCALE: 1/4"=1'-0"



6 TYPICAL PARTIAL SECTION
SCALE: 1/4"=1'-0"



PERMIT STAMP

RKH ARCHITECTURE LTD.
PERMIT NO. 485
ISSUED PURSUANT TO THE ARCHITECTS ACT OF ALBERTA

RKH Architecture Ltd.
Lethbridge, Alberta
403.520.7007

REVISION

JUN 6, 2018	REVIEW #1
SEP 18, 2018	MECH/ELEC. INITIAL COORDINATION
OCT 29, 2018	REVIEW #2 & COORDINATION
NOV 19, 2018	95% REVIEW
DEC 12, 2018	99% REVIEW
JAN 15, 2019	TENDER UPDATE

DATE: JAN. 20, 2018

PROJECT NO.: 1703

DRAWN BY: M.B.R.

DRAWING NAME: **O.B. A-201 MILLWORK**

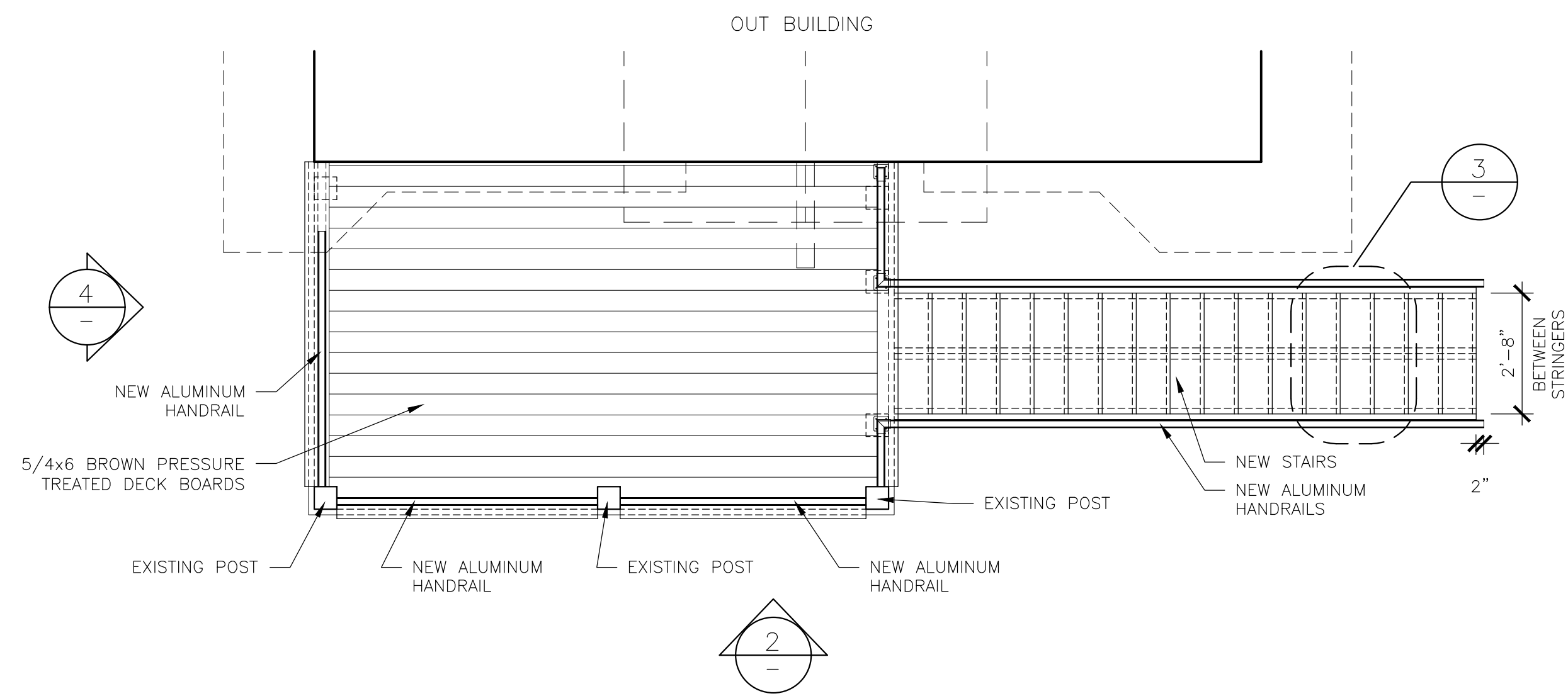
PROJECT NAME: **REHABILITATION OF GOVERNMENT OF CANADA BUILDINGS IN WATERTON**

SCALE: AS NOTED

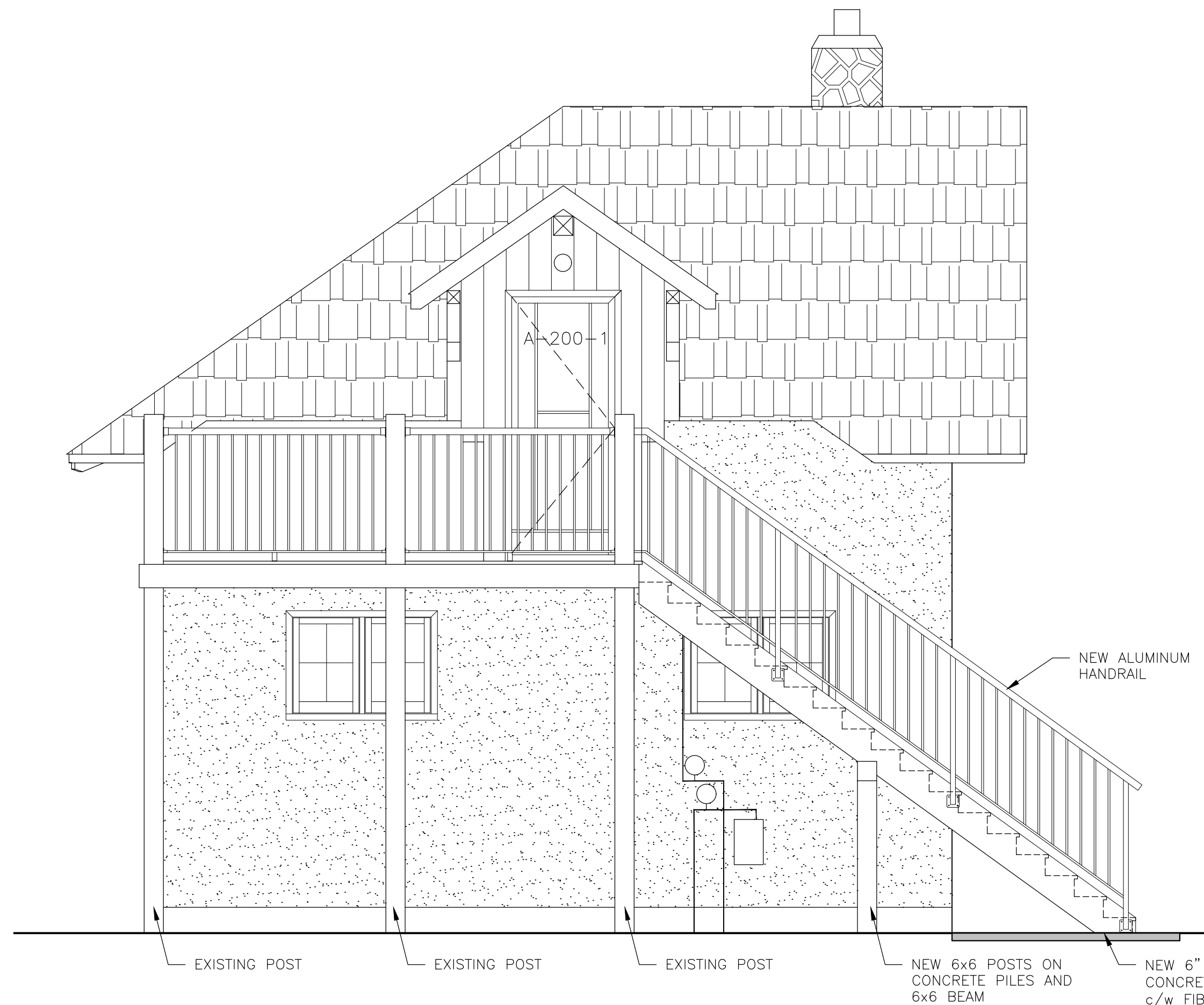
DRAWING NO.: **A9-1**

HANDRAIL TO BE A BLACK POWDER COATED ALUMINUM RAILING (DURARAIL BY DURADEK, WITH HERITAGE HANDRAIL, AND SQUARE PICKETS), OR APPROVED EQUAL.

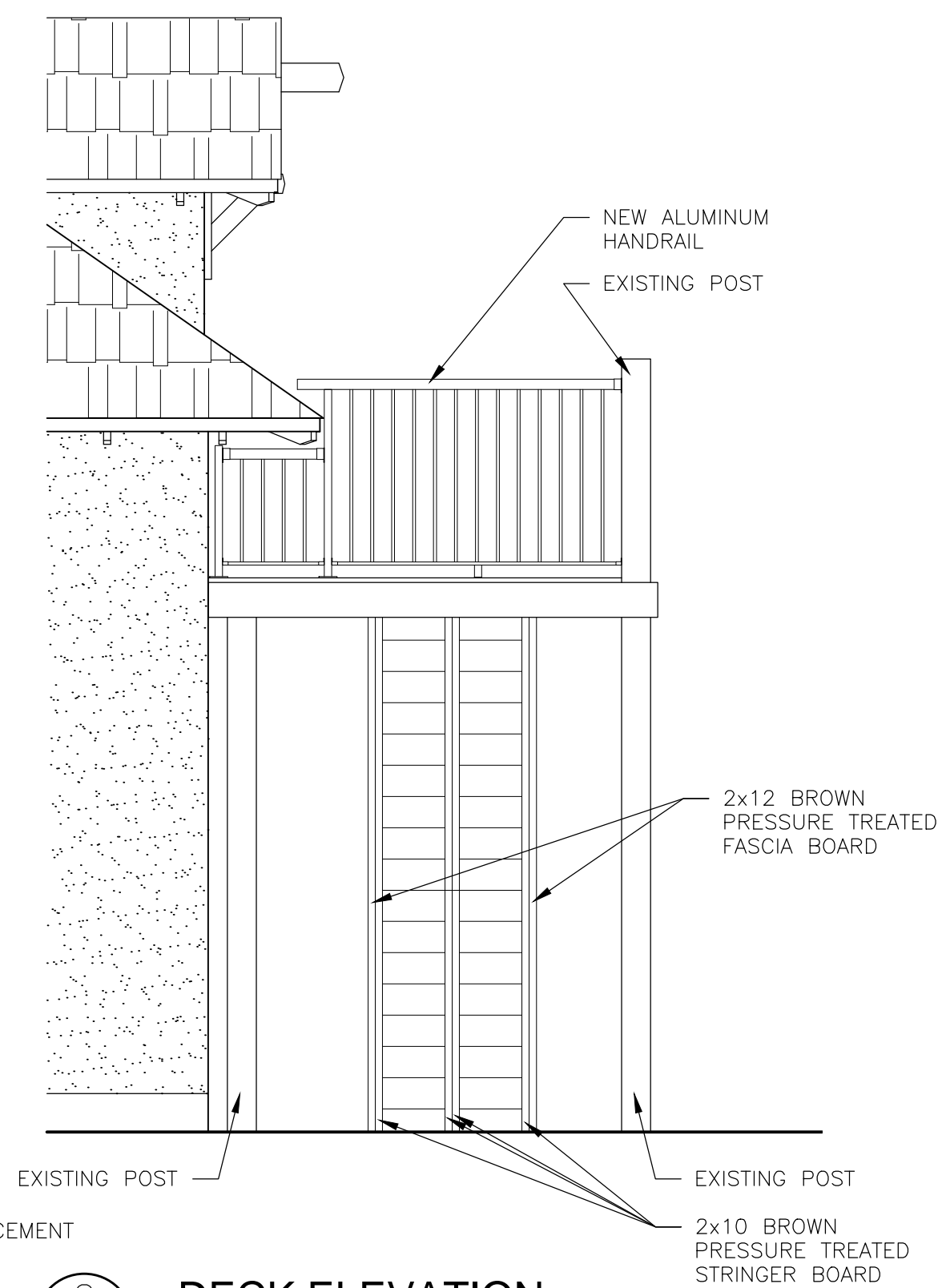
GENERAL CONTRACTOR TO SITE MEASURE AND PROVIDE SHOP DRAWINGS FOR REVIEW PRIOR TO CONSTRUCTION.



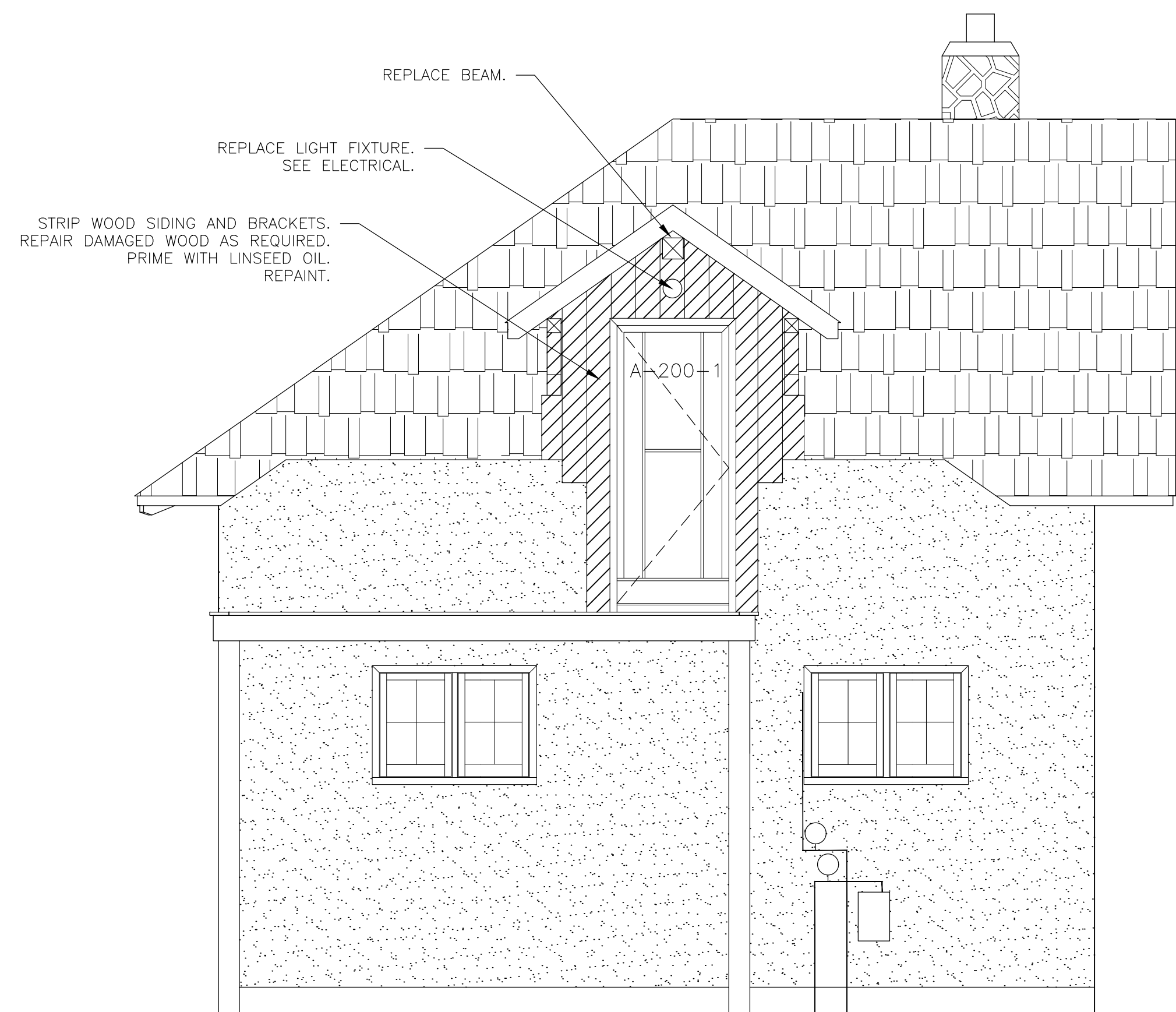
A DECK PLAN
SCALE: 3/8"=1'-0"



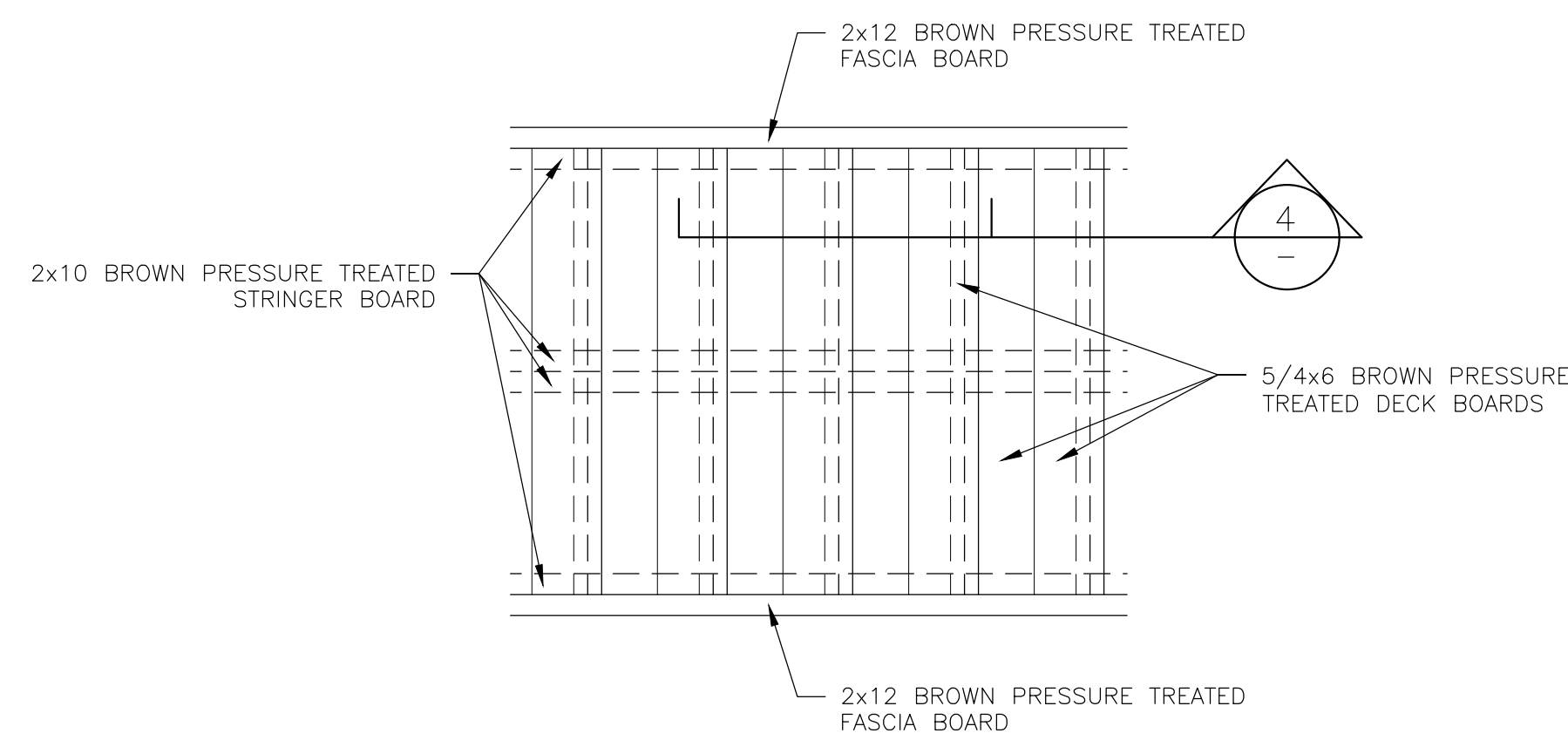
1 DECK ELEVATION
SCALE: 3/8"=1'-0"



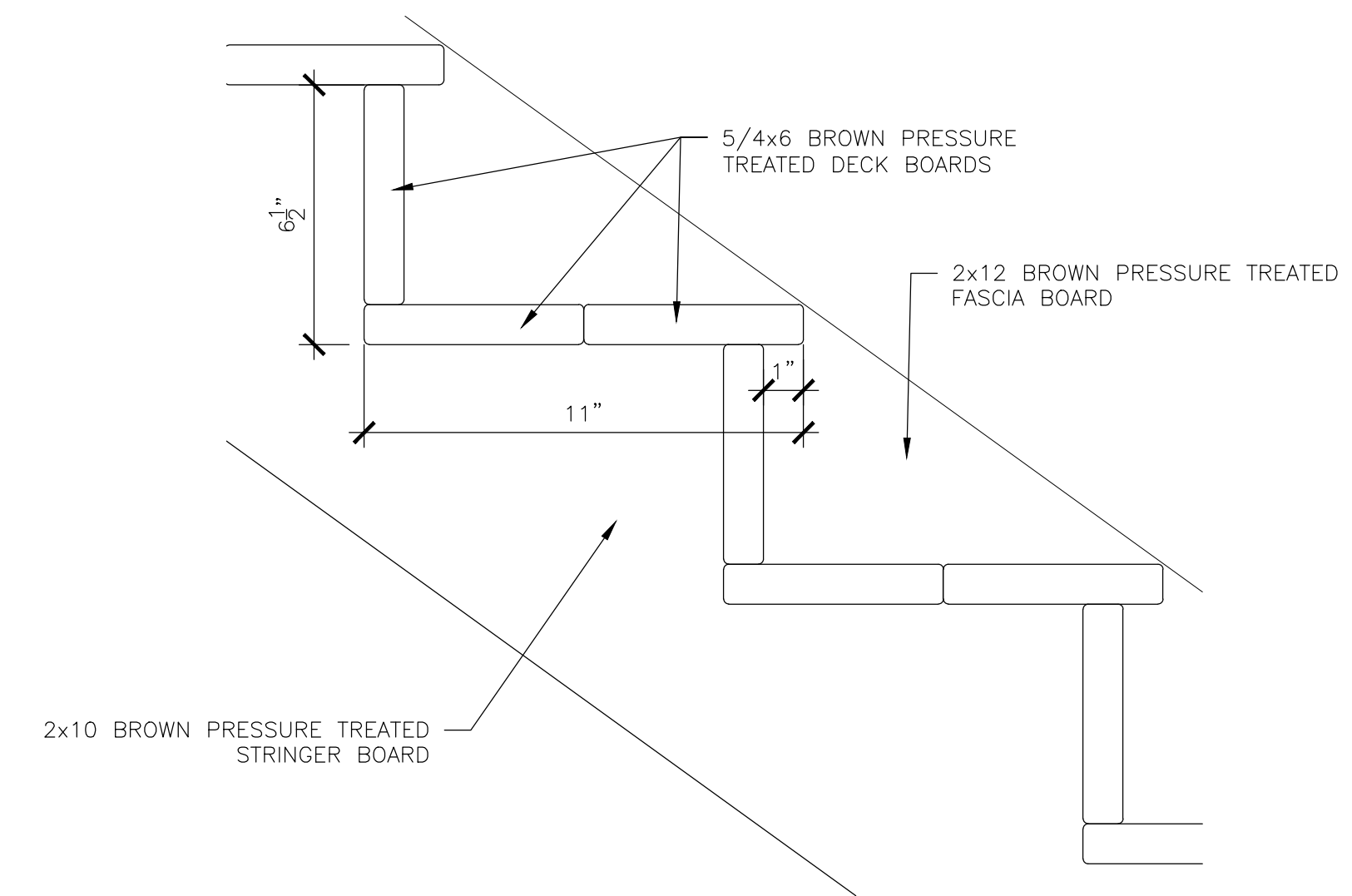
2 DECK ELEVATION
SCALE: 3/8"=1'-0"




5 DOOR A-201-1 EXTERIOR
SCALE: 3/8"=1'-0"



3 STAIR DETAIL
SCALE: 1"=1'-0"



4 STAIR SECTION
SCALE: 3"=1'-0"



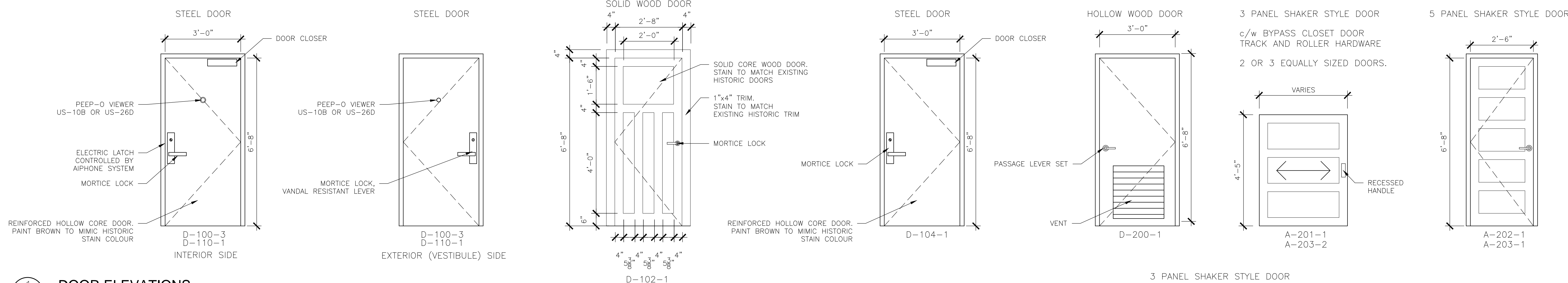
PERMIT STAMP
RKH ARCHITECTURE LTD.
RKH ARCHITECTURE LTD.
PERMIT NO. 485
ISSUED PURSUANT TO THE
ARCHITECTS ACT OF ALBERTA
RKH Architecture Ltd.
Lethbridge, Alberta
403.320.7007
1510 A - 31 Street North

REVISION
DEC 12, 2018 - TENDER
JAN 15, 2019 - TENDER UPDATE

DATE
DEC 1, 2018
PROJECT NO.
1703
DRAWN BY
M.B.R.

DRAWING NAME
O.B. DECK AND EXTERIOR
PROJECT NAME
**REHABILITATION OF GOVERNMENT
OF CANADA BUILDINGS IN WATERTON**

SCALE
AS NOTED
DRAWING NO.
A10-1



1 DOOR ELEVATIONS
SCALE: 1/2"=1'-0"

Professional seal and permit stamp for RKH Architecture Ltd. (Alberta) and R.K. Hirani (British Columbia). Includes permit number 1703 and project name.

LOCN	ROOM	ROOM FINISH and DOOR SCHEDULE							NOTES					
		FLOOR			BASE	CEILING		WALL		DOOR				
	area (approx) ft ²	MATERIAL	TYPE	FINISH	MATERIAL	TYPE	FINISH	FINISH	NUMBER	LOCKSET	TYPE	FINISH	TRIM	
D-000	23.9	WOOD	EXIST	P5	WB	L&P	P1	P1	D-000-1	EXIST	EXIST	P5	P5	Ensure non-slip treatment applied to treads.
D-001	64.5	CONC	EXIST	P7	-	L&P	P1	P1	-	-	-	-	-	Ensure non-slip treatment applied to floor.
D-002	73.8	CONC	EXIST	P7	-	CONC	P1	P1	D-002-1	EXIST	EXIST	P5	P5	Ensure non-slip treatment applied to floor.
D-003	114.1	CONC	EXIST	n/r	-	EXW	n/r	n/r	D-003-1	EXIST	EXIST	P5	P5	Paint corridor side of door only
D-004	52.1	CONC	EXIST	n/r	-	EXW	n/r	n/r	D-004-1	EXIST	EXIST	n/r	n/r	
D-005	14.4	CONC	NEW	n/r	-	EXW	n/r	n/r	D-005-1	EXIST	EXIST	n/r	n/r	Repour/patch floor after installation of sump barrel.
D-006	145.0	CONC	EXIST	n/r	-	EXW	n/r	n/r	D-006-1	EXIST	EXIST	P5	P5	Paint corridor side of door only
D-007	88.7	CONC	EXIST	n/r	-	EXW	n/r	n/r	D-007-1	EXIST	EXIST	n/r	n/r	
D-008	-	DIRT	-	n/r	-	EXW	n/r	n/r	-	-	-	-	-	
D-100	56.2	WOOD	EXIST/CR	S1	WB/VB1	L&P	P1	P1	D-100-1	EXIST	EXIST	P6	P6	Repair Screen and repaint.
D-101	237.2	WOOD	EXIST	S1	HWB	L&P	P1	P1	D-100-2	EXIST	EXIST	P6	S1	
D-101A	63.8	WOOD	EXIST	S1	VB1	L&P	P1	P1	D-101-1	EXIST	EXIST	-	-	Crawl Space Access Hatch (24"x30") under millwork
D-102	122.6	WOOD	EXIST	S1	HWB	L&P	P1	P1	D-102-1	F04	NEW	S1	S1	New door if historic door can not be made to function properly.
D-102A	8.6	SHT	EXIST	S1	-	L&P	P1	P1	D-102A-1	EXIST	EXIST	P3	P3	
D-103	52.5	WOOD	EXIST	S1	HWB	L&P	P1	P1	D-103-1	-	-	-	S1	Door removed. Finish door trim only.
D-104	112.0	CONC	EXIST	S1	HWB	L&P	P1	P1	D-104-1	F15	NEW	P6	P6	New Hollow Steel Door c/w closer. Ensure non-slip treatment applied to floor.
D-105	44.8	CONC	EXIST	S1	HWB	L&P	P1	P1	D-105-1	EXIST	EXIST	P6	P6	Ensure non-slip treatment applied to floor.
D-106	68.3	WOOD	EXIST/CR	S1	HWB	L&P	P1	P1	D-106-1	EXIST	EXIST	-	S1	
D-107	65.8	WOOD	EXIST	S1	HWB	L&P	P1	P1	D-107-1	EXIST	EXIST	-	-	Carpet runner on top of Historic Wood Stair Treads
D-108	213.2	WOOD	EXIST	S1	HWB	L&P	P1	P1	D-108-1	EXIST	EXIST	S1	S1	
D-109	191.1	SHT	EXIST	S1	HWB	L&P	P1	P1	D-108-2	-	-	-	S1	Door removed. Finish door trim only.
D-110	36.0	WOOD	EXIST/CR	S1	HWB	L&P	P1	P1	D-109-1	-	-	-	S1	Door removed. Finish door trim only.
D-200	57.5	SHT	EXIST	S1	HWB	L&P	P2	P2	D-110-1	F15	NEW	P6	S1	New Insulated Steel Door c/w closer & weatherstripping, Peek-o Door Viewer
D-201	170.5	CAR	EXIST	S1	HWB	L&P	P2	P2	D-110-2	EXIST	EXIST	P6	P6	Repair Screen and repaint
D-202	57.0	SHT	NEW	SHT	HWB	L&P	P4	P4	D-110-3	EXIST	EXIST	P6	P6	
D-203	165.1	EX	EXIST	S1	HWB	L&P	P2	P2	D-200-1	F01	NEW	P3	P3	Vented door for Fan Coil
D-203A	17.5	CAR	EXIST	S1	HWB	L&P	P3	P3	D-201-1	EXIST	EXIST	S1	S1	
D-204	327.9	CAR	EXIST	S1	HWB	L&P	P2	P2	D-202-1	EXIST	EXIST	S1	S1	Tile on Walls inside shower
D-204A	18.6	CAR	EXIST	S1	HWB	L&P	P3	P3	D-203-1	EXIST	EXIST	S1	S1	
G-100	456.8	CONC	EXIST	n/r	-	EXIST	n/r	n/r	D-203A-1	EXIST	EXIST	P3	P3	
G-101	102.1	CONC	EXIST	n/r	-	EXIST	n/r	n/r	D-204-1	EXIST	EXIST	P3	P3	
G-102	168.1	CONC	EXIST	n/r	-	EXIST	n/r	n/r	G-100-1	EXIST	EXIST	n/r	n/r	
A-200	194.3	CONC	EXIST	CAR	WB	LAT	P1	P1	G-100-2	EXIST	EXIST	n/r	n/r	
A-201	121.2	SHT	EXIST	SHT	VB2	LAT	P1	P1	G-101-1	EXIST	EXIST	n/r	n/r	
A-202	52.5	EX	EXIST	SHT	VB2	LAT	P1	P1	G-101-2	EXIST	EXIST	n/r	n/r	
A-203	231.5	EX	EXIST	CAR	WB	LAT	P1	P1	G-102-1	EXIST	EXIST	n/r	n/r	
A-204	88.7	EX	EXIST	n/r	-	-	n/r	n/r	A-200-1	EXIST	EXIST	P6	P6	Add Peek-o Door Viewer
									A-200-2	EXIST	EXIST	P6	P6	
									A-201-1	NONE	NEW	P3	P3	Tempered Hardboard Tileboard on walls and sloped ceiling where noted. Bypass Closet Door Hardware
									A-201-2	F02	NEW	P3	P3	
									A-202-1	F02	NEW	P3	P3	
									A-202-2	NONE	NEW	P3	P3	Bypass Closet Door Hardware
									A-203-1	F01	NEW	P3	P3	
									A-203-2	NONE	NEW	P3	P3	
									A-203-3	F01	NEW	P3	P3	Access Hatch
									A-203-4	NONE	NEW	P3	P3	
									A-204-1	EXIST	EXIST	n/r	n/r	
	4077.9													

2 DOOR AND ROOM FINISH SCHEDULE
SCALE: N.T.S.

- LEGEND**
- Abbreviations**
- TILE CERAMIC OR PORCELAN TILE
 - CAR CARPET
 - SHT HOMOGENEOUS VINYL SHEET FLOORING
 - CR CARPET RUNNER
 - VB1 VINYL BASE
 - VB2 VINYL BASE
 - GWB NEW GYPSUM WALL BOARD
 - L&P EXISTING LATHE AND PLASTER
 - EXW EXISTING EXPOSED WOOD JOISTS
 - WOOD EXISTING HISTORIC WOOD FLOORING
 - CONC CONCRETE
 - WB RESIDENTIAL WOOD BASEBOARDS
 - HWB HISTORIC WOOD BASEBOARDS
 - DIRT PARTIALLY EXCAVATED DIRT
 - EXIST EXISTING
 - NEW NEW
 - n/r NOT REQUIRED TO BE PAINTED / REPAINTED
- Product**
- WHITE 4"x4"
 - APPLAUSE III - MOSAIC 28502
 - T.B.D.
 - MATELASSE 40001 - RED DELICIOUS 02730
 - JOHNSONITE - FUDGE 167
 - JOHNSONITE - T.B.D. COORDINATE WITH SHT
- Paint Finishes**
- | | | | | |
|----|---------|-----------------------------|------------|-----------------------|
| P1 | 2121-70 | BM - Chantilly Lace | Semi-Gloss | Wall/Ceiling |
| P2 | OC-109 | BM - Lemon Chiffon | Semi-Gloss | Wall/Ceiling |
| P3 | OC-13 | BM - Soft Chamois | Semi-Gloss | Wall/Ceiling |
| P4 | 2164-70 | BM - Snowfall White | Gloss | Washroom Wall/Ceiling |
| P5 | HC-117 | BM - Hancock Green | Satin | Door/Trim |
| P6 | HC-41 | BM - Richmond Gold | Satin | Door/Trim |
| P7 | 225359 | RUST-OLEUM - Armour Grey | Matte | Concrete Floor Grey |
| S1 | 2114-10 | BM - Match Existing Lacquer | Semi-Gloss | Floor and Trim Stain |
- Locksets**
- | | | |
|-----|---------------|---|
| F01 | Passage Set | Schlage A10, LEV 630/LEV 630, Latch 11-085, Strike 10-001 |
| F02 | Privacy Set | Schlage A40, LEV 630/LEV 630, Latch 11-085, Strike 10-001 |
| F04 | Entry Lockset | Schlage L9050, Lever 06, Finish 630 |
| F15 | Hotel Lockset | Schlage LV9485C, Lever 06, Finish 630 |

REVISIONS: NOV 19, 2018 - 95% REVIEW; NOV 28, 2018 - 99% REVIEW; DEC 12, 2018 - TENDER; JAN 15, 2019 - TENDER UPDATE

DATE: NOV. 5, 2018; PROJECT NO. 1703; DRAWN BY M.B.R.

SCHEDULES

AS NOTED

A11-1

REHABILITATION OF GOVERNMENT OF CANADA BUILDINGS IN WATERTON

client / consultant logos

revisions

-
-
-
-
-
-
-
-
-
-
-
-
-
-
-
-
-
-
-
-
-
-
-
-
-

issued

- ISSUED FOR 99% REVIEW 11/23/2018
 - ISSUED FOR TENDER 12/11/2018
 - ISSUED FOR TENDER UPDATE 01/15/2019

stamp / permit

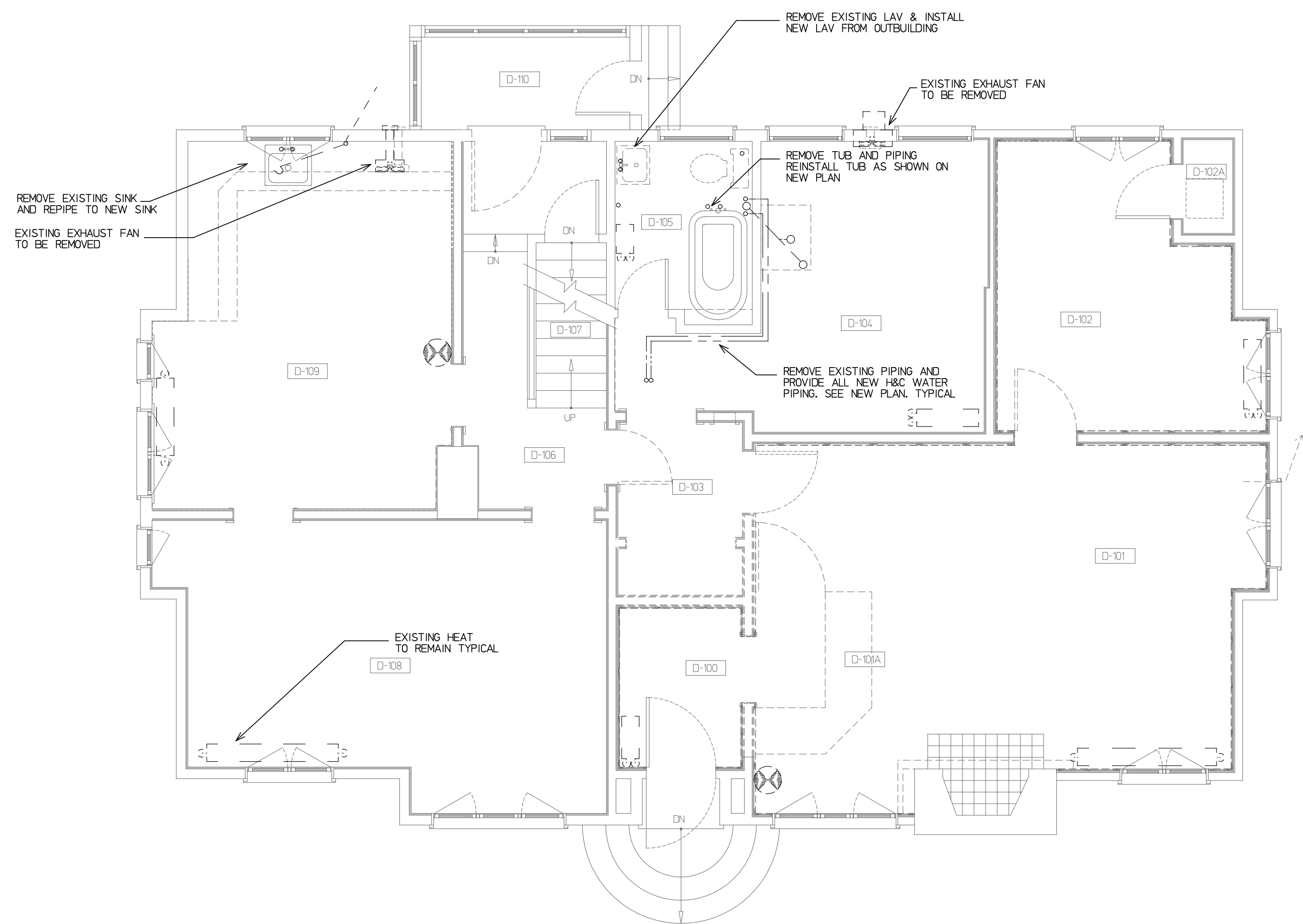

- This drawing is the property of Rae McLean & Associates Ltd. and unauthorized reproduction is prohibited under the Copyright Act.
- Electronic files when provided are instruments of service and the sole property of Rae McLean & Associates Ltd. No alteration or reproduction shall be made without written authorization from Rae McLean & Associates Ltd.
- The Contractor shall check and verify all dimensions and report any discrepancies to Rae McLean & Associates Ltd. prior to construction; do not scale this drawing.
- This drawing shall not be used for construction unless properly signed and sealed by the Engineer.
- All dimensions are in millimeters unless noted otherwise.

project title
 REHABILITATION OF HISTORIC
 GOVERNMENT OF CANADA
 BUILDINGS IN WATERTON

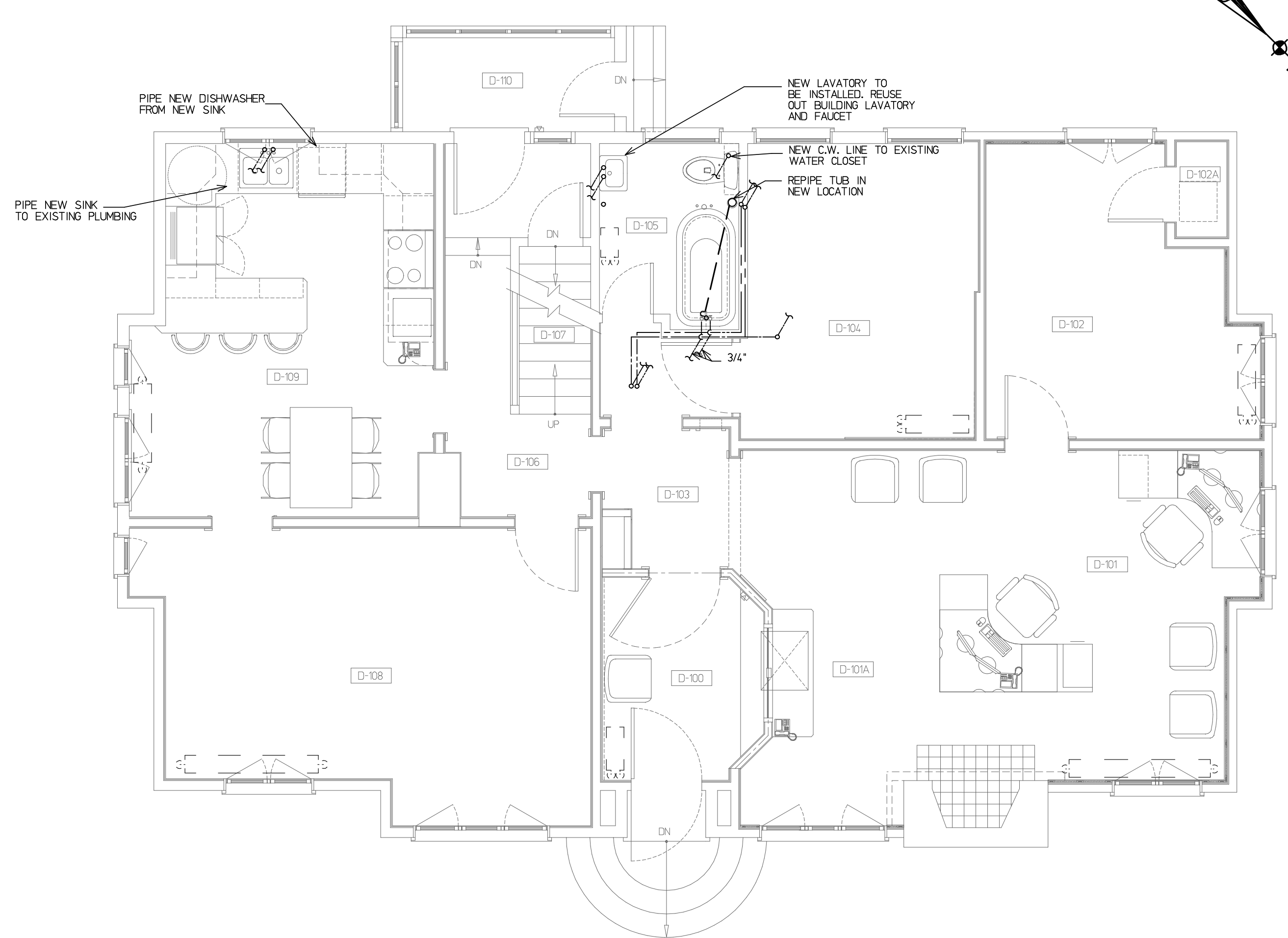
drawing title
 MAIN BUILDING
 MAIN FLOOR PLAN
 MECHANICAL

drawing info
 drawn D.B. D.L.
 date JULY 2018
 scale NOTED
 checked S.E.M.

drawing number
M-2

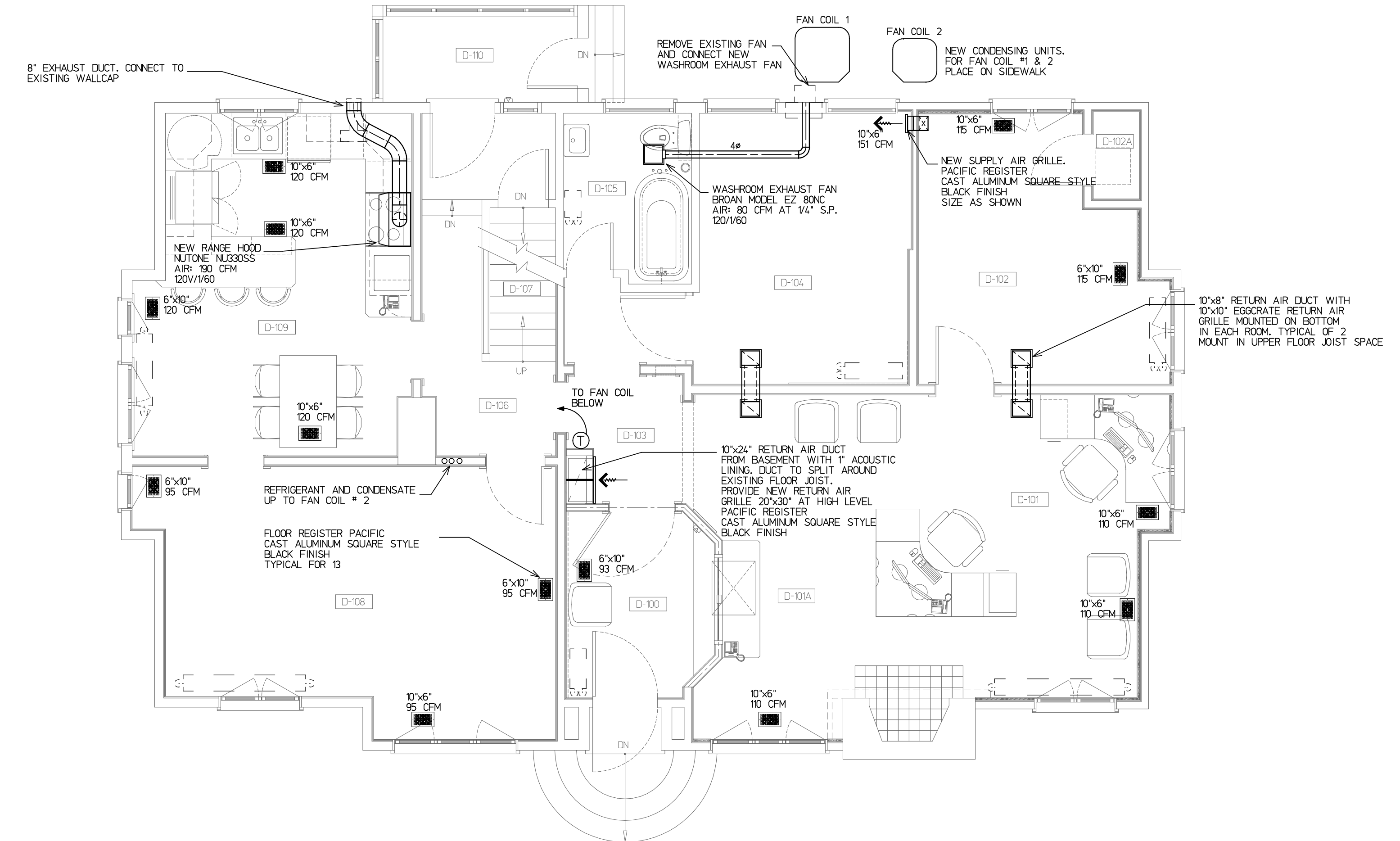


MAIN FLOOR PLAN - EXISTING MECHANICAL DEMOLITION
 SCALE = 1/4" = 1'-0"



MAIN FLOOR PLAN - NEW MECHANICAL
 SCALE = 1/4" = 1'-0"

SEE DRAWING M-1 FOR MECHANICAL NOTES AND LEGENDS



MAIN FLOOR PLAN - NEW SHEET METAL
 SCALE = 1/4" = 1'-0"

client / consultant logos

revisions

-	
-	
-	
-	
-	
-	
-	
-	
-	
-	
-	
-	
-	
-	
-	
-	
-	
-	
-	
-	
-	
-	
-	

issued

- ISSUED FOR 99% REVIEW 11/23/2018
- ISSUED FOR TENDER 12/11/2018
- ISSUED FOR TENDER UPDATE 01/15/2019

stamp / permit

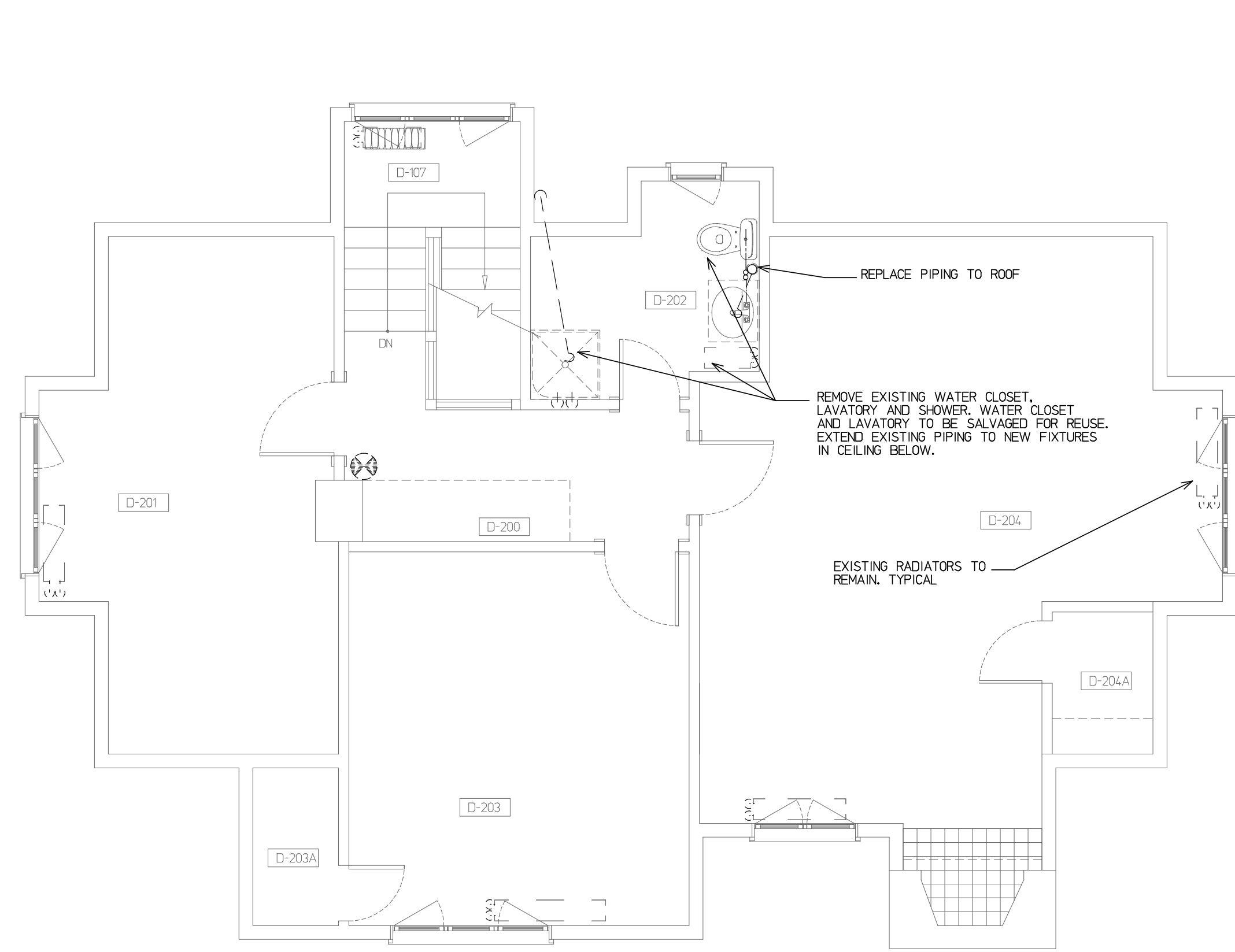
- This drawing is the property of Rae McLean & Associates Ltd. and unauthorized reproduction is prohibited under the Copyright Act.
- Electronic files when provided are instruments of service and the sole property of Rae McLean & Associates Ltd. No alteration or reproduction shall be made without written authorization from Rae McLean & Associates Ltd.
- The Contractor shall check and verify all dimensions and report any discrepancies to Rae McLean & Associates Ltd. prior to construction; do not scale this drawing.
- This drawing shall not be used for construction unless properly signed and sealed by the Engineer.
- All dimensions are in millimeters unless noted otherwise.

project title
REHABILITATION OF HISTORIC
GOVERNMENT OF CANADA
BUILDINGS IN WATERTON

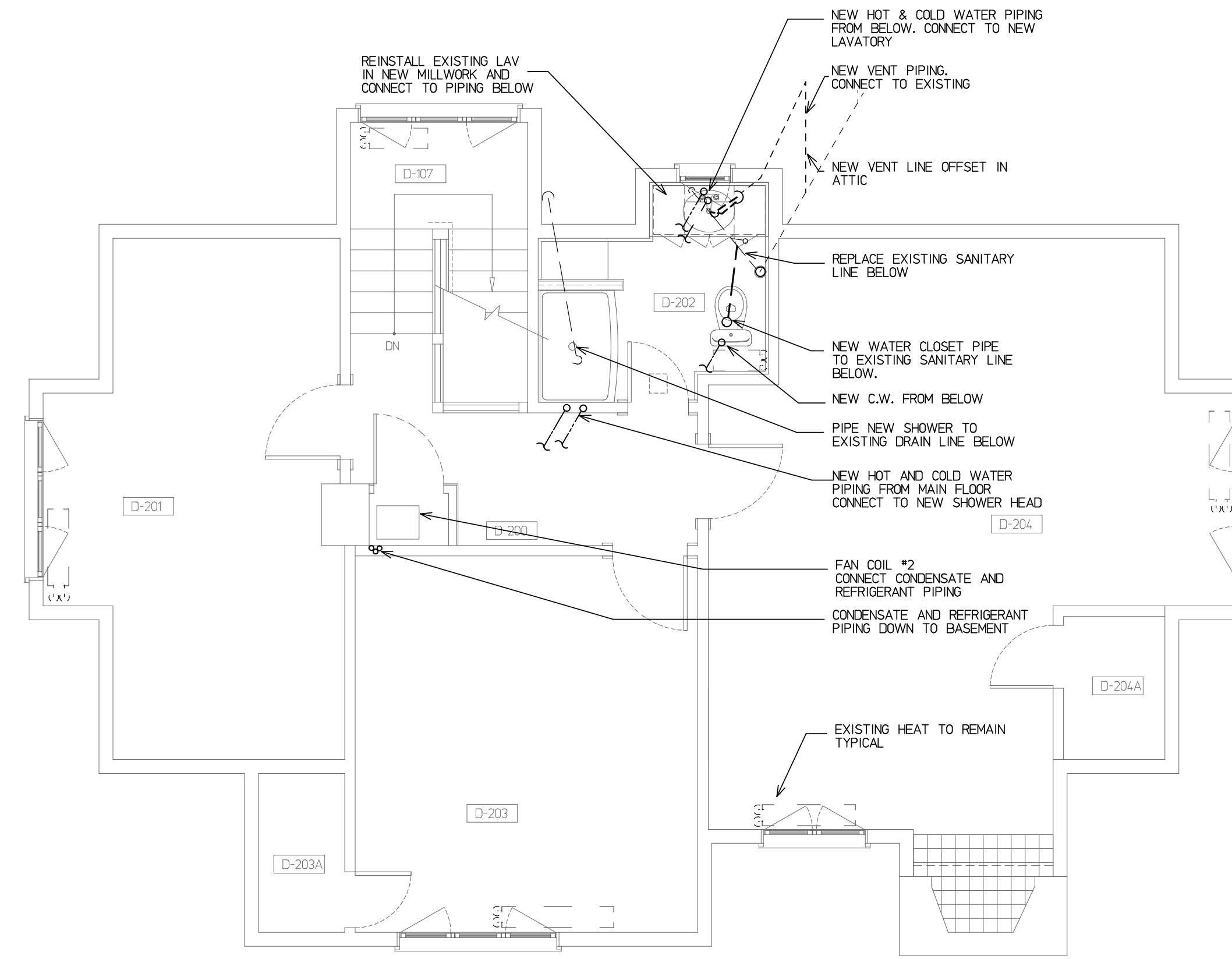
drawing title
MAIN BUILDING
UPPER FLOOR PLAN
MECHANICAL

drawing info
drawn D.B. D.L.
date JULY 2018
scale NOTED
checked S.E.M.

drawing number
M-3

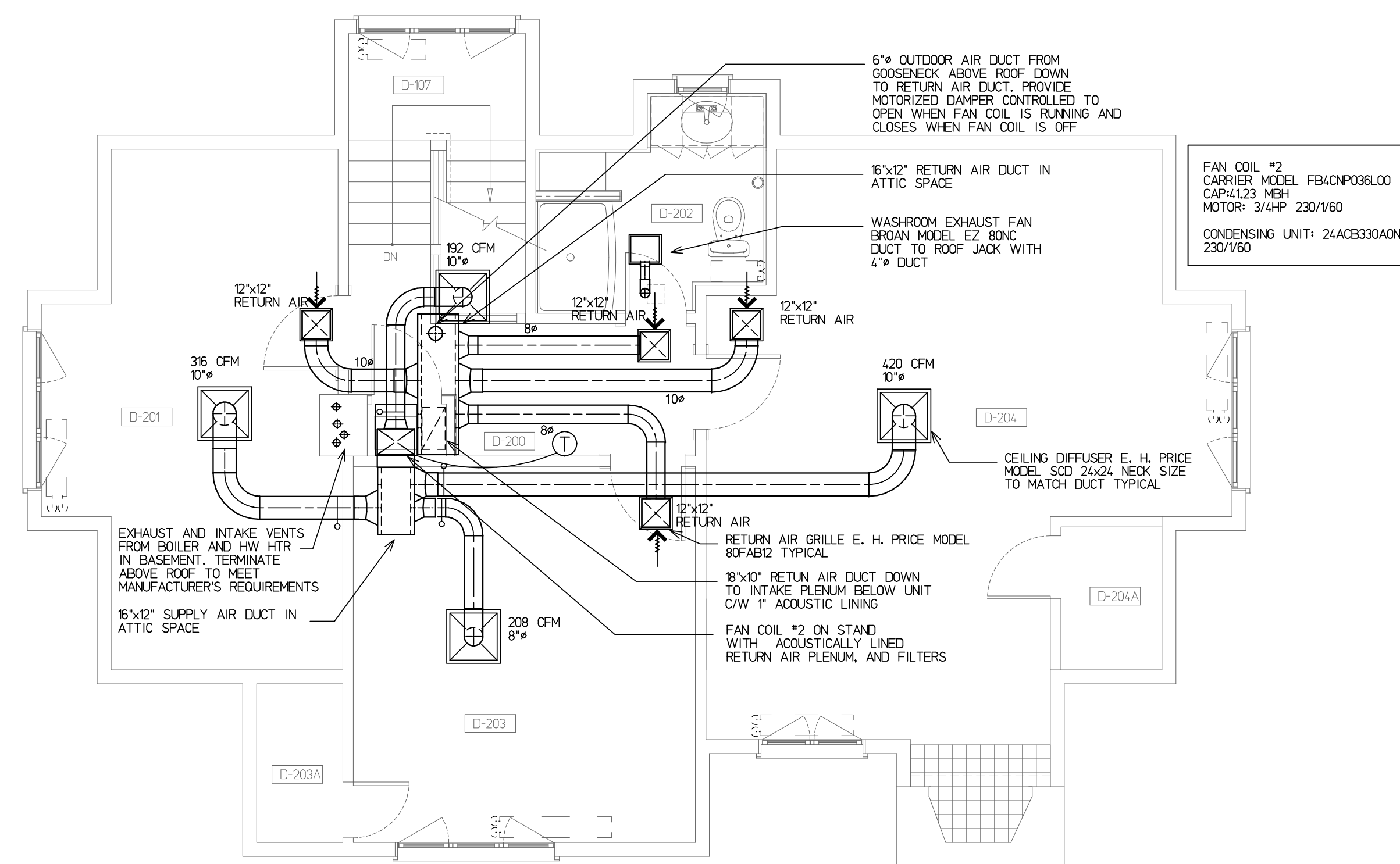


UPPER FLOOR PLAN - MECHANICAL DEMOLITION
SCALE - 1/4" = 1'-0"



UPPER FLOOR PLAN - NEW PLUMBING
SCALE - 1/4" = 1'-0"

SEE DRAWING M-1 FOR
MECHANICAL NOTES AND LEGENDS



UPPER FLOOR PLAN - NEW SHEET METAL
SCALE - 1/4" = 1'-0"

client / consultant logos

revisions

-
-
-
-
-
-
-
-
-
-
-
-
-
-
-
-
-
-
-
-
-

issued

- ISSUED FOR 99% REVIEW 11/23/2018
- ISSUED FOR TENDER 12/11/2018
- ISSUED FOR TENDER UPDATE 01/15/2019
-
-
-
-
-
-
-
-
-
-
-
-
-
-
-

stamp / permit

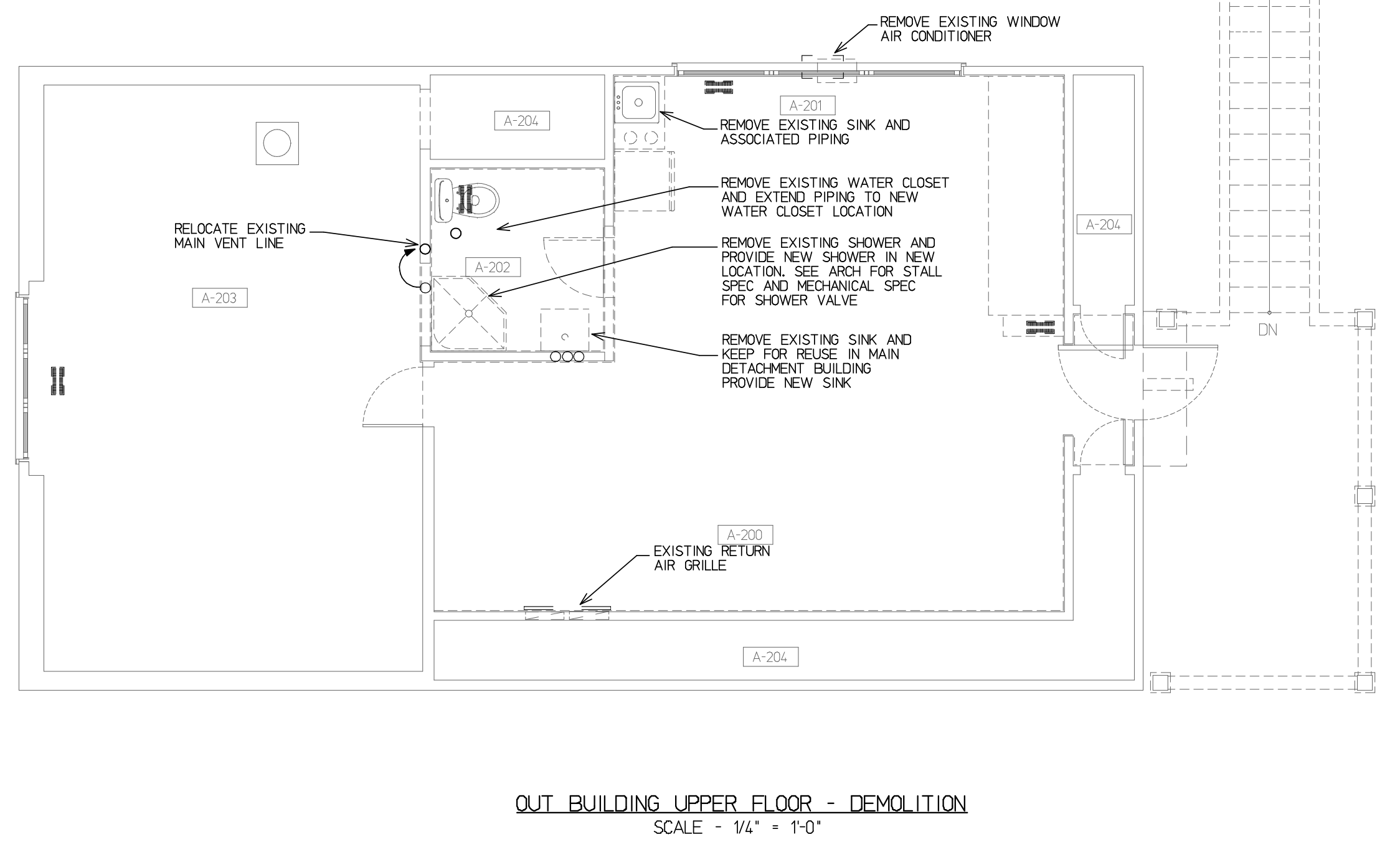
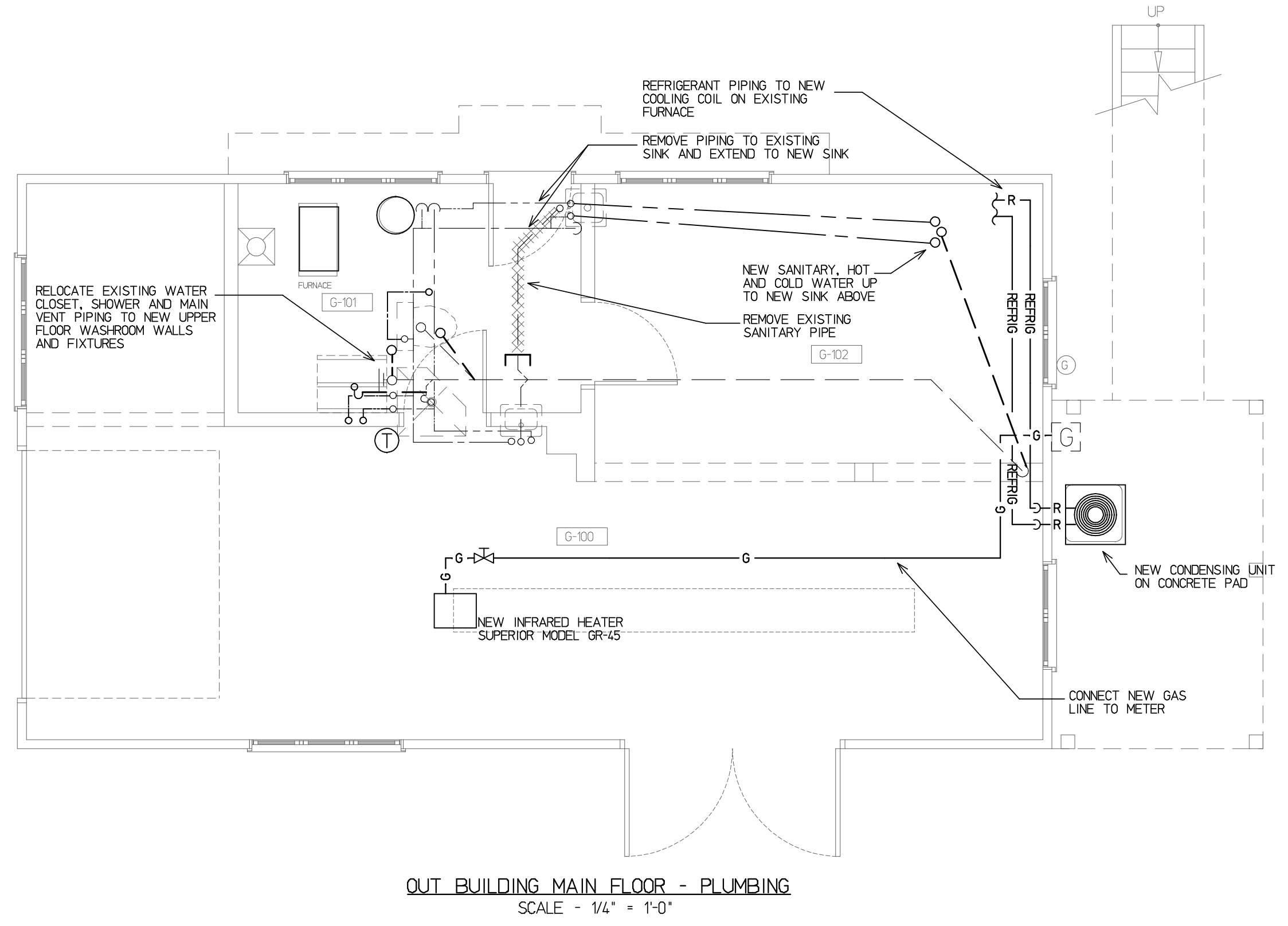
- This drawing is the property of Rae McLean & Associates Ltd. and unauthorized reproduction is prohibited under the Copyright Act.
- Electronic files when provided are instruments of service and the sole property of Rae McLean & Associates Ltd. No alteration or reproduction shall be made without written authorization from Rae McLean & Associates Ltd.
- The Contractor shall check and verify all dimensions and report any discrepancies to Rae McLean & Associates Ltd. prior to construction; do not scale this drawing.
- This drawing shall not be used for construction unless properly signed and sealed by the Engineer.
- All dimensions are in millimeters unless noted otherwise.

project title
REHABILITATION OF HISTORIC GOVERNMENT OF CANADA BUILDINGS IN WATERTON

drawing title
OUT BUILDING MECHANICAL

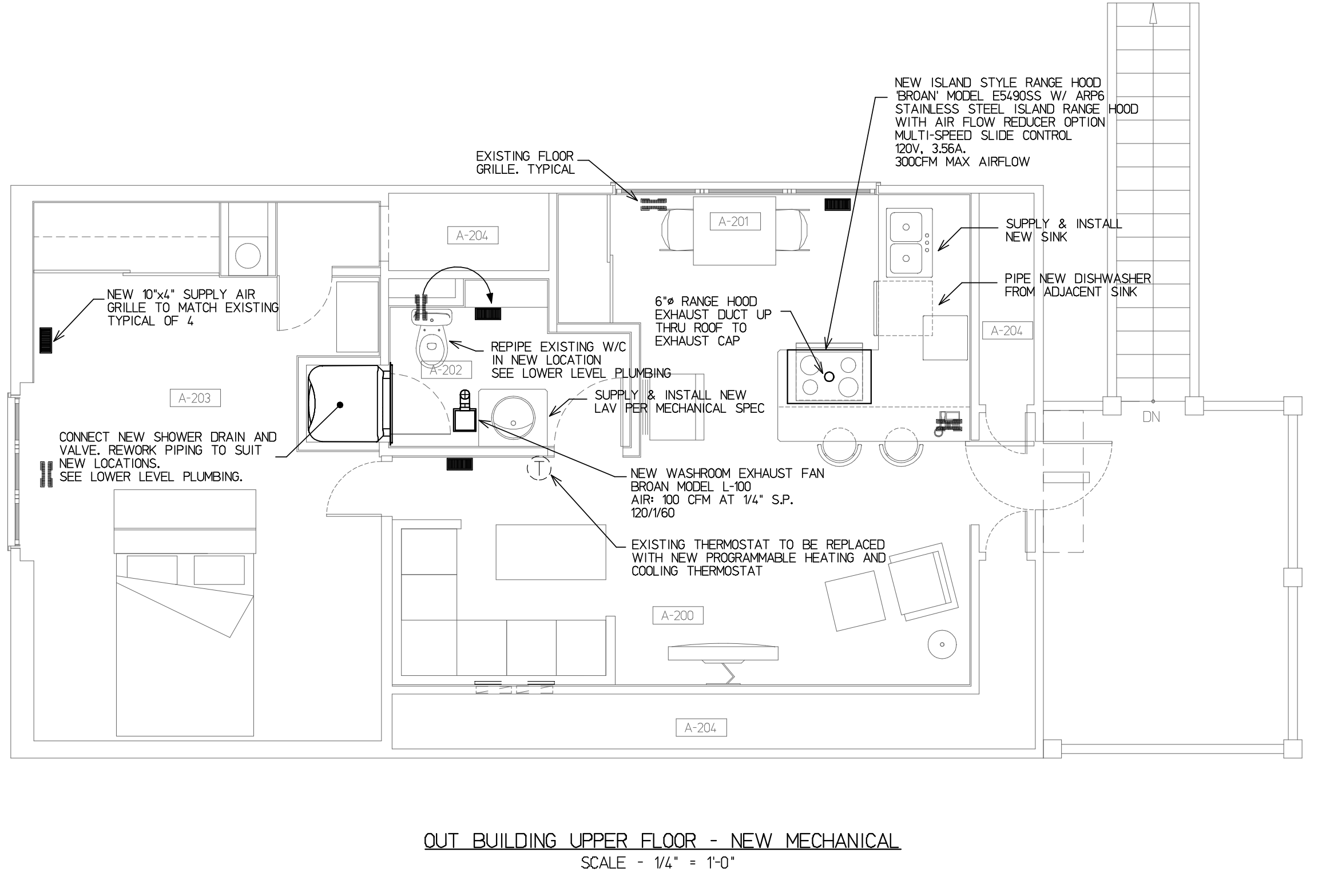
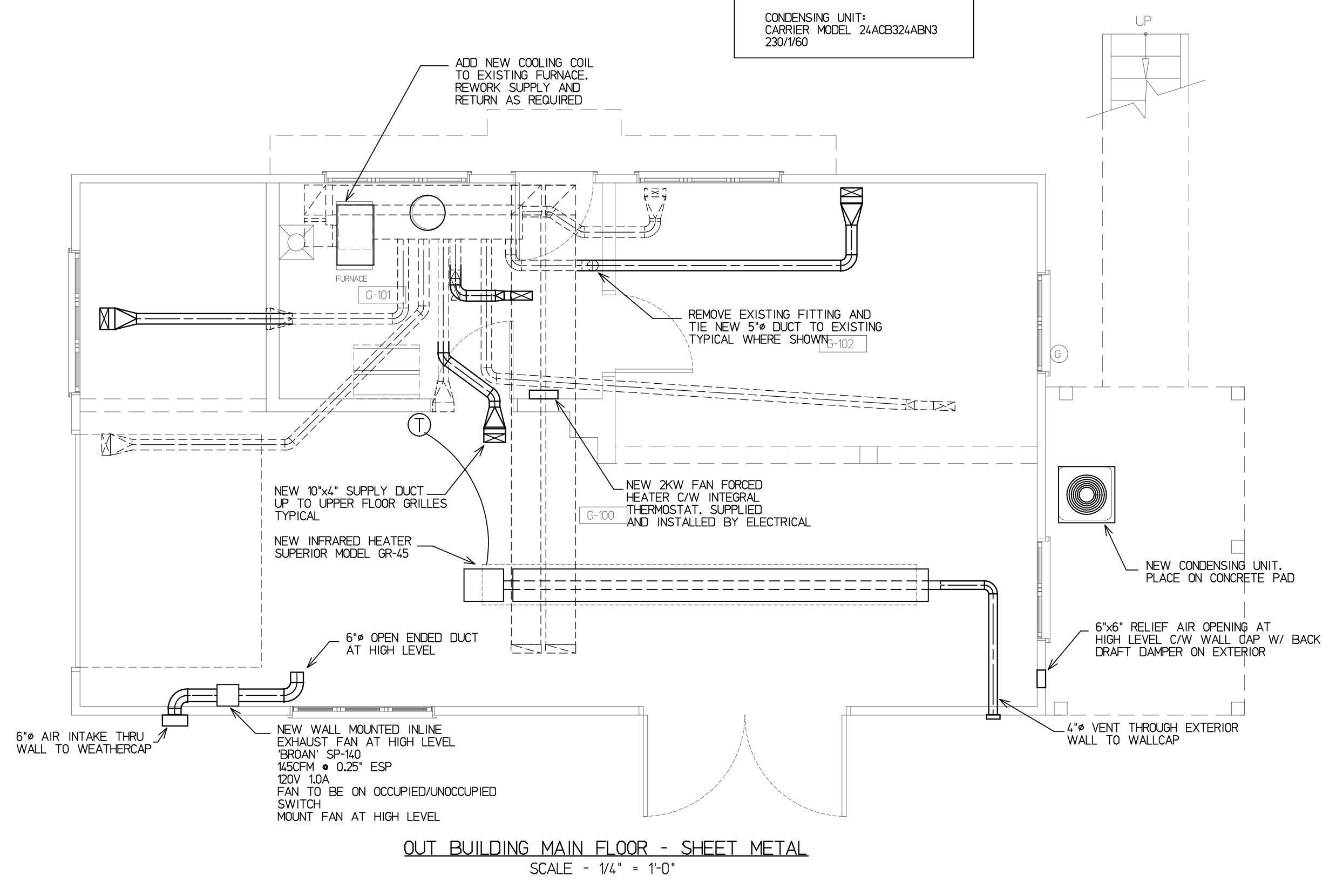
drawing info
 drawn D.B. D.L.
 date JULY 2018
 scale NOTED
 checked S.E.M.

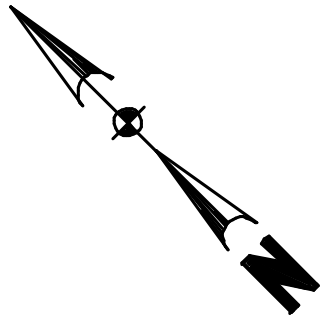
drawing number
M-4



MECHANICAL EQUIPMENT
 NEW COOLING COIL
 CARRIER MODEL: QPVD247ALA
 CAP: 2197 MBH
 CONDENSING UNIT:
 CARRIER MODEL 2LACB32LABNG
 230/160

SEE DRAWING M-1 FOR MECHANICAL NOTES AND LEGENDS





client / consultant logos

revisions

-	
-	
-	
-	
-	
-	
-	
-	
-	
-	
-	
-	
-	
-	
-	
-	
-	

issued

-	ISSUED FOR 99% REVIEW	11/23/2018
-	ISSUED FOR TENDER	12/11/2018
-	ISSUED FOR TENDER UPDATE	01/15/2019
-		
-		
-		
-		
-		
-		
-		
-		
-		

stamp / permit

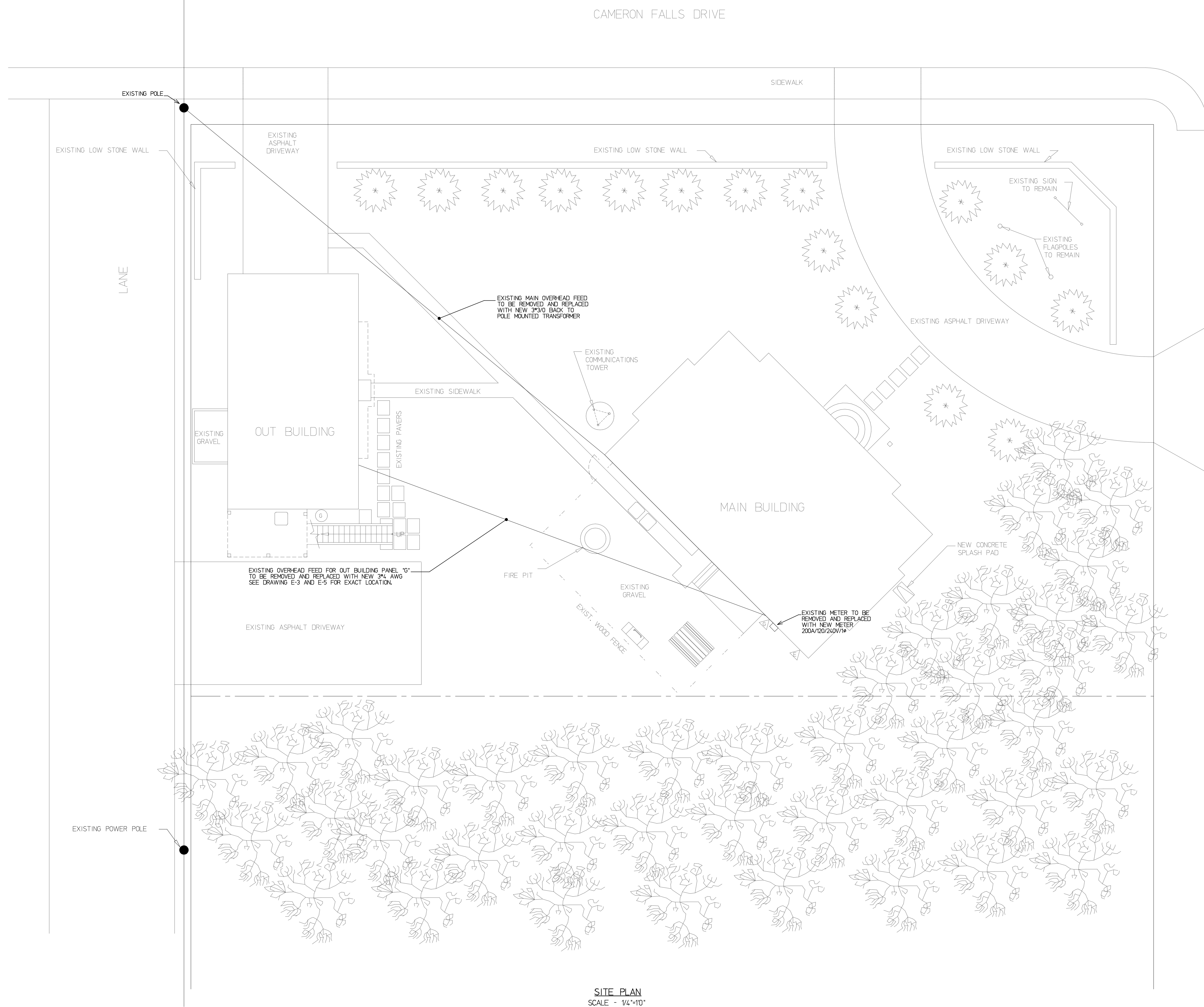
- This drawing is the property of Rae McLean & Associates Ltd. and unauthorized reproduction is prohibited under the Copyright Act.
- Electronic files when provided are instruments of service and the sole property of Rae McLean & Associates Ltd. No alteration or reproduction shall be made without written authorization from Rae McLean & Associates Ltd.
- The Contractor shall check and verify all dimensions and report any discrepancies to Rae McLean & Associates Ltd. prior to construction; do not scale this drawing.
- This drawing shall not be used for construction unless properly signed and sealed by the Engineer.
- All dimensions are in millimeters unless noted otherwise.

project title
**REHABILITATION OF HISTORIC
 GOVERNMENT OF CANADA
 BUILDINGS IN WATERTON**

drawing title
**SITE PLAN
 ELECTRICAL**

drawing info
 drawn D.B. D.L.
 date JULY 2018
 scale NOTED
 checked S.E.M.

drawing number
E-1



SITE PLAN
 SCALE - 1/4"=10'

client / consultant logos

revisions

Table with 2 columns: revision number and description. Includes entries for 99% review, tender, and tender update.

issued

Table with 2 columns: revision number and description. Includes entries for 99% review, tender, and tender update.

stamp / permit

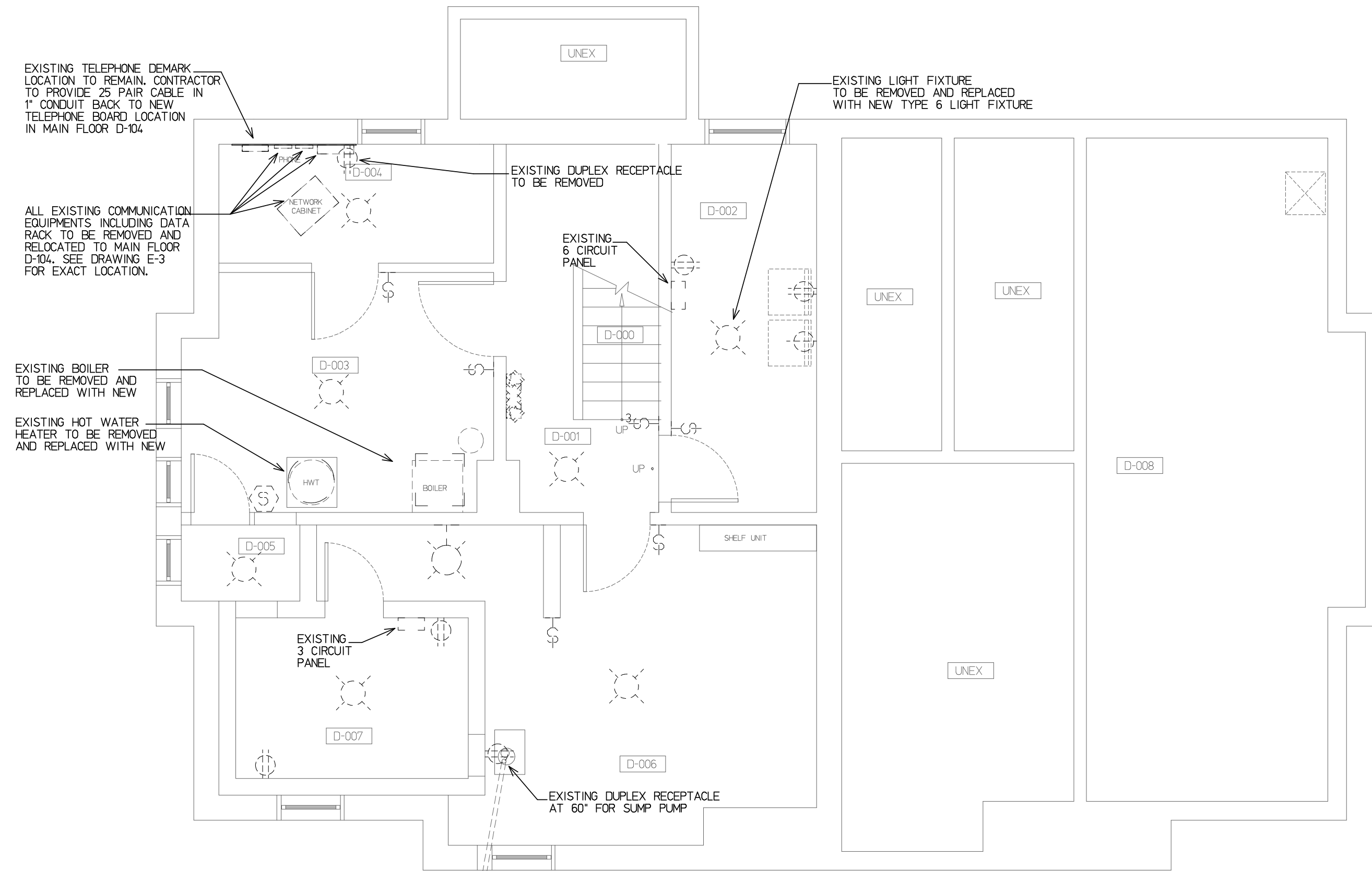

This drawing is the property of Rae McLean & Associates Ltd. and unauthorized reproduction is prohibited under the Copyright Act.

project title REHABILITATION OF HISTORIC GOVERNMENT OF CANADA BUILDINGS IN WATERTON

drawing title MAIN BUILDING BASEMENT FLOOR PLAN ELECTRICAL

drawing info drawn D.B. D.L. date JULY 2018 scale NOTED checked S.E.M.

drawing number



BASEMENT FLOOR PLAN DEMOLITION - ELECTRICAL

SCALE - 1/4"=1'-0"

POWER LEGEND:

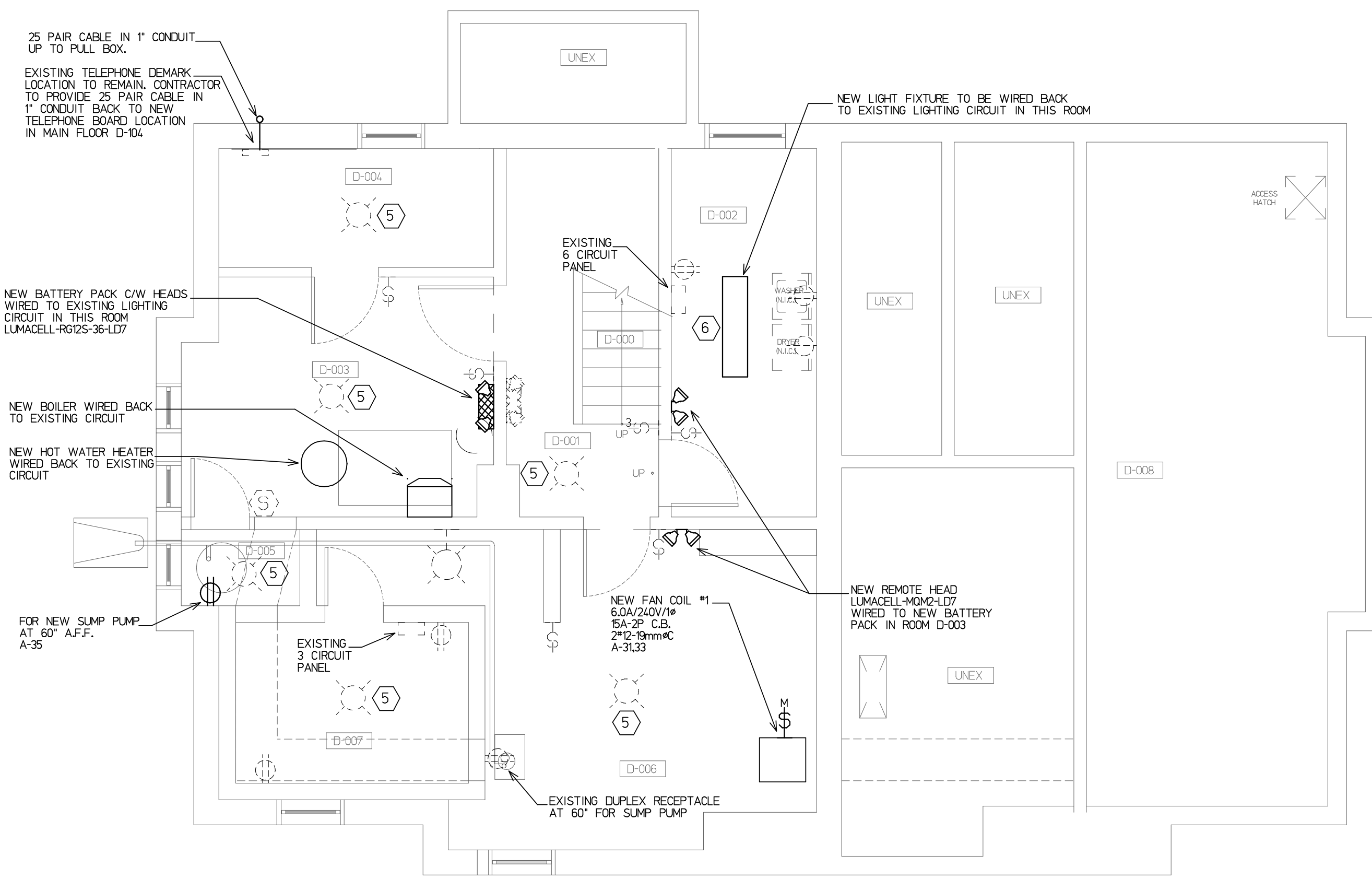
- Existing duplex receptacle
Existing voice outlet
Existing combination voice/data outlet
Existing specialty outlet
Existing floor mounted duplex receptacle
Existing smoke alarm
Existing junction box
Existing panel
Existing wall clock
Denotes existing to be removed
Denotes existing to be removed and re-installed back
New duplex receptacle
New specialty outlet
New l.v. outlet
New AI Phone (Cat 6)
New voice outlet
New combination 1 Voice/1 Data outlet
New floor mounted combination voice/data outlet
New panel
New manual single phase starter
New thermostat (supplied by mechanical, installed by electrical)
New unfused disconnect switch
Denotes weatherproof

NOTES:

- 1. Before submitting his tender the electrical contractor shall examine the site and all existing conditions affecting the work under this contract.
2. All materials and installations to meet the latest requirements of the C.E.C., N.B.C. and to the satisfaction of the local authority having jurisdiction.
3. Contractor to give all necessary notices, obtain all permits and all fees in order that the work may be carried out.
4. All equipment and systems shall be tested for proper, suitable operation and to the satisfaction of the Engineers, owner and all authorities having jurisdiction.
5. At completion of work, provide a final certificate of inspection as evidence that all work installed conforms with the laws and regulations of all authorities having jurisdiction.
6. As-built drawings to be provided to building owner upon completion of project.
7. Remove all existing redundant conduit and wiring as required.
8. Exact placement of all devices to be coordinated with tenant.
9. All outlets to be mounted 12" above floor unless noted otherwise.
10. Contractor to notify Engineer 48 hours prior to rough-in and final completion.
11. Circuit numbers indicated are actual circuits to be used. Circuits shown may not be connected to any other device other than shown. Integrity of the circuit design shall be maintained.
12. Provide new circuit breakers in existing panel board to circuit receptacles as required.
13. Contractor to provide typed, updated panel schedules.
14. All power feed wiring to be installed in conduit. Minimum #12 R90 copper conductors may be used. #12 AC90 conductors may be used for final drop to devices. AC90 is not allowed to be installed from device to device. No horizontal runs in walls will be permitted.
15. Provide 3/4" conduit from each new telephone/data outlet and stub into ceiling space. Cabling to be Cat6 back to data rack and telephone board located in room D-104.
16. All devices to be of standard specification grade.

LIGHTING LEGEND:

- Existing 2x4' surfaced mounted fluorescent light fixture
Existing 1x4' surfaced mounted fluorescent light fixture
Existing security wall mounted light
Existing surfaced mounted light
Existing wall mounted light fixture
Existing battery pack c/w heads
Existing wall mounted exit light
Existing light switch
Existing dimmer switch
Existing three-way light switch
Existing ceiling mounted junction box
Denotes existing fixture to be removed
Denotes existing fixture to be removed and relocated, reused as new
New 1x4' surfaced mounted light fixture
New undercabinet light fixture
New 8" semi-flush mounted light fixture
Relocated existing battery pack c/w heads
New wall mounted running man LED exit light
Light fixture type



BASEMENT FLOOR PLAN - NEW ELECTRICAL

SCALE - 1/4"=1'-0"

LUMINAIRE SCHEDULE table with columns: TYPE, DESCRIPTION, MANUFACTURER, LAMP TYPE, VOLTAGE, MOUNTING TYPE. Lists various light fixtures and their specifications.

client / consultant logos

revisions

-
-
-
-
-
-
-
-
-
-
-
-
-
-
-
-

issued

-	ISSUED FOR 99% REVIEW	11/23/2018
-	ISSUED FOR TENDER	12/11/2018
-	ISSUED FOR TENDER UPDATE	01/15/2019
-		
-		
-		
-		
-		
-		
-		
-		
-		
-		
-		
-		

stamp / permit

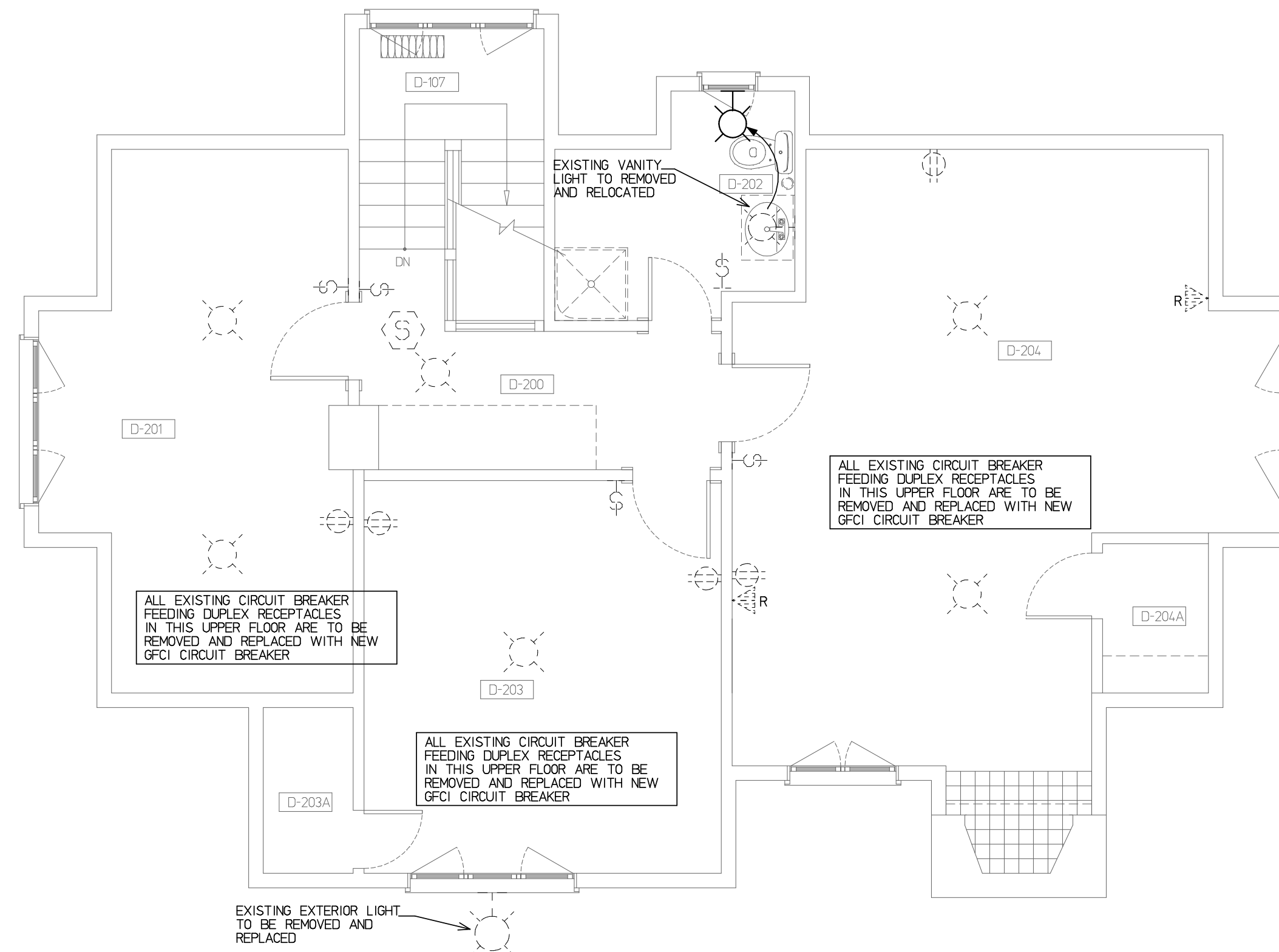
- This drawing is the property of Rae McLean & Associates Ltd. and unauthorized reproduction is prohibited under the Copyright Act.
- Electronic files when provided are instruments of service and the sole property of Rae McLean & Associates Ltd. No alteration or reproduction shall be made without written authorization from Rae McLean & Associates Ltd.
- The Contractor shall check and verify all dimensions and report any discrepancies to Rae McLean & Associates Ltd. prior to construction; do not scale this drawing.
- This drawing shall not be used for construction unless properly signed and sealed by the Engineer.
- All dimensions are in millimeters unless noted otherwise.

project title
REHABILITATION OF HISTORIC
GOVERNMENT OF CANADA
BUILDINGS IN WATERTON

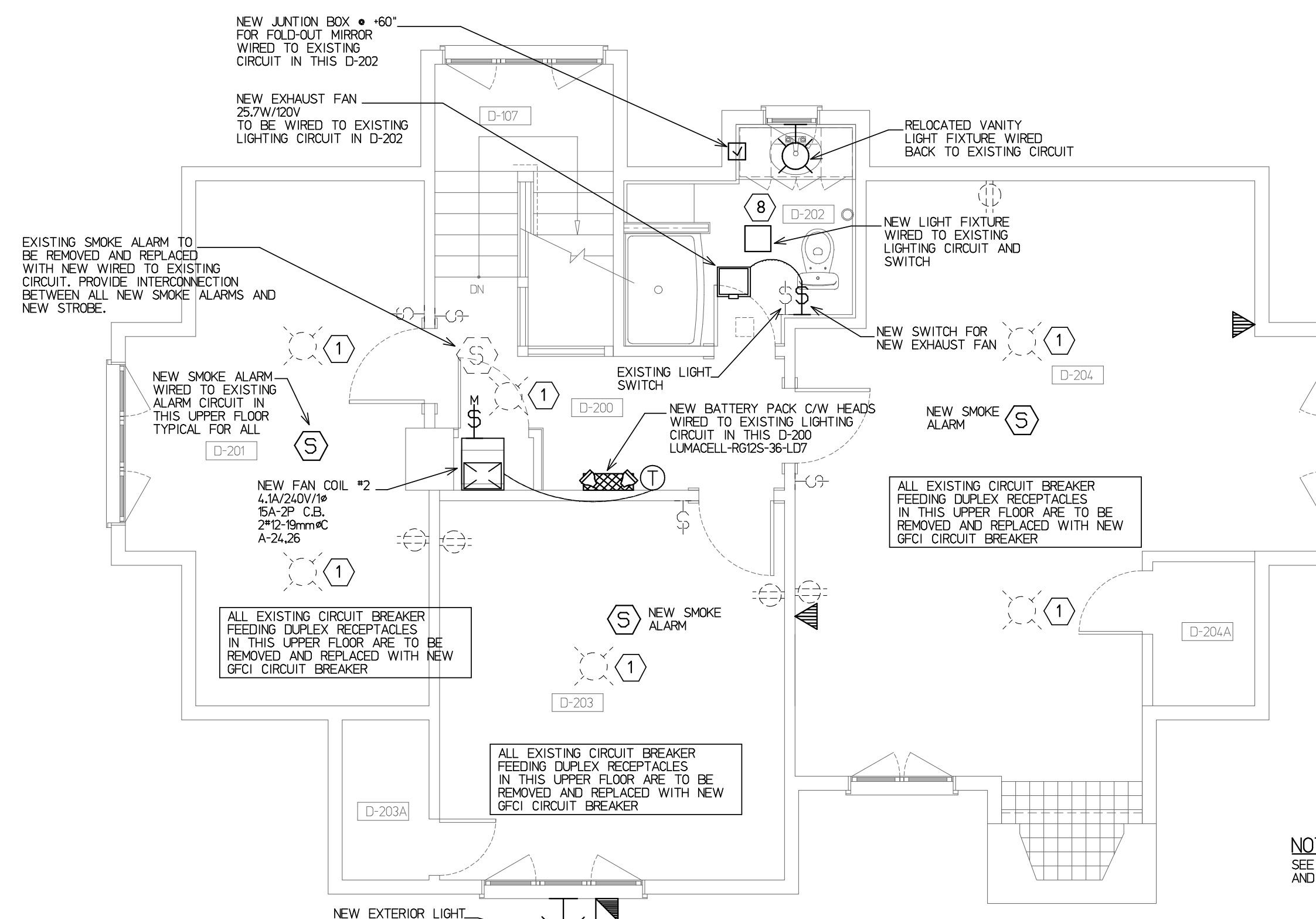
drawing title
MAIN BUILDING
UPPER FLOOR PLAN
ELECTRICAL

drawing info
drawn D.B. D.L.
date JULY 2018
scale NOTED
checked S.E.M.

drawing number
E-4

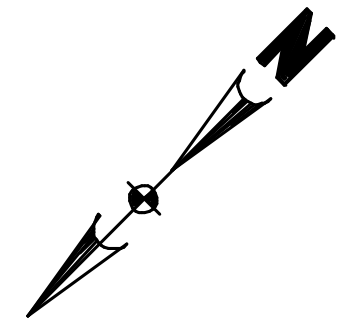


UPPER FLOOR PLAN - ELECTRICAL DEMOLITION
SCALE - 1/4"=1'-0"



UPPER FLOOR PLAN - NEW ELECTRICAL
SCALE - 1/4"=1'-0"

NOTE:
SEE DRAWING E-2 FOR LEGEND
AND LUMINAIRE SCHEDULE



client / consultant logos

revisions

-	
-	
-	
-	
-	
-	
-	
-	
-	
-	
-	
-	
-	
-	
-	
-	

issued

-	ISSUED FOR 99% REVIEW	11/23/2018
-	ISSUED FOR TENDER	12/11/2018
-	ISSUED FOR TENDER UPDATE	01/15/2019

stamp / permit

- This drawing is the property of Rae McLean & Associates Ltd. and unauthorized reproduction is prohibited under the Copyright Act.
- Electronic files when provided are instruments of service and the sole property of Rae McLean & Associates Ltd. No alteration or reproduction shall be made without written authorization from Rae McLean & Associates Ltd.
- The Contractor shall check and verify all dimensions and report any discrepancies to Rae McLean & Associates Ltd. prior to construction; do not scale this drawing.
- This drawing shall not be used for construction unless properly signed and sealed by the Engineer.
- All dimensions are in millimeters unless noted otherwise.

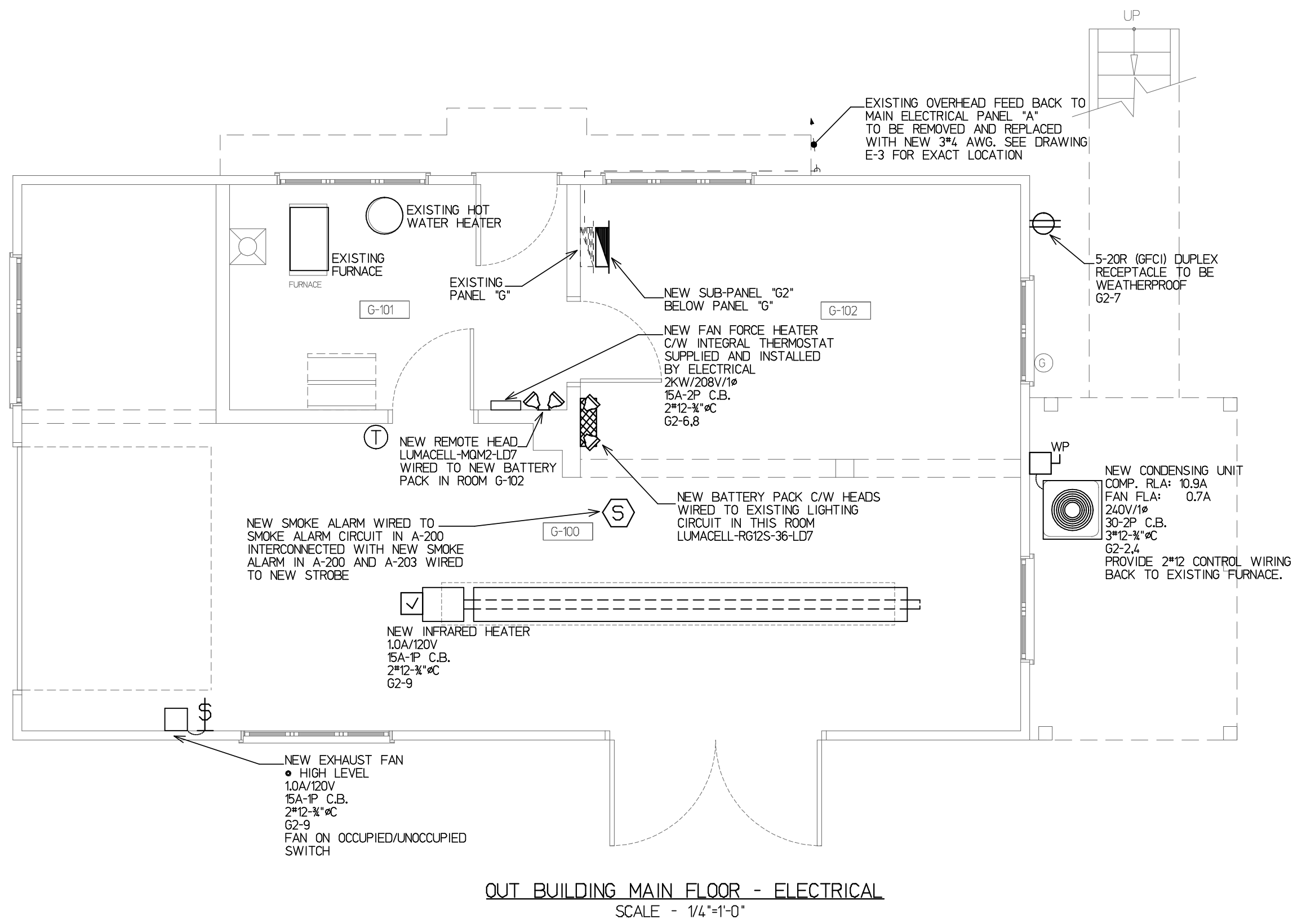
project title
REHABILITATION OF HISTORIC GOVERNMENT OF CANADA BUILDINGS IN WATERTON

drawing title
OUT BUILDING MAIN FLOOR ELECTRICAL

drawing info
drawn D.B. D.L.
date JULY 2018
scale NOTED
checked S.E.M.

drawing number

E-5




OUT BUILDING MAIN FLOOR - ELECTRICAL
SCALE - 1/4"=1'-0"

120/240 VOLTS		PANEL NEW PANEL 'A'		225A		A. BUSSING		
1 PHASE		LOCATION MAIN BLDG.		SUBFEED		MTG.		
3 WIRE		FEEDER 3*3/0						
CIR.	BKR.	WATTAGE		REMARKS	REMARKS	WATTAGE		
		#A	#B			#A	#B	
1	40A			RELOCATED CIRCUIT FROM EXISTING PANEL		15A	2	
3	2P						15A	4
5	40A						15A	6
7	2P						15A	8
9	20A						15A	10
11	15A						15A	12
13	15A						15A	14
15	15A					15A	16	
17	15A			NEW DISHWASHER		15A	18	
19	15A			NEW MICROWAVE	NEW CONDENSING UNIT #2	30A	20	
21	15A			NEW RANGE HOOD		2P	22	
23	15A			COMM. BOARD RECEPT.	NEW FAN COIL #2	15A	24	
25	15A			COMM. BOARD RECEPT.		2P	26	
27	40A			NEW CONDENSING UNIT #1	SPARE	15A	28	
29	2P				SPARE	15A	30	
31	15A			NEW FAN COIL #1	SPARE	15A	32	
33	2P				SPARE	15A	34	
35	15A			NEW SLUMP PUMP			36	
37							38	
39						70A	40	
41						2P	42	
TOTALS							TOTALS	
Ø A TOTAL -								
Ø B TOTAL -								
Ø C TOTAL -								
PANEL TOTAL -								
REMARKS								

120/240 VOLTS		PANEL EXIST. PANEL 'G'		125A		A. BUSSING		
1 PHASE		LOCATION OUT BUILDING		SUBFEED		MTG.		
3 WIRE		FEEDER NEW 3/4						
CIR.	BKR.	WATTAGE		REMARKS	REMARKS	WATTAGE		
		#A	#B			#A	#B	
1	15A			EXIST. PLUGS UP	EXIST. FURNACE	15A	2	
3	15A			EXIST. BASEBOARD HEATER	EXIST. BEDROOM PLUGS	15A	4	
5	2P				EXIST. FRIDGE	15A	6	
7	15A			EXIST. BASEBOARD HEATER	NEW SUB PANEL 'G2'	40A	8	
9	2P					2P	10	
11	40A			NEW STOVE	EXIST. MICROWAVE	15A	12	
13	2P				EXIST. BATHROOM FAN/PLUGS	15A	14	
15	15A			EXIST. GARAGE DRIPPLUGS/LIGHTS	EXIST. WATER HEATER	15A	16	
TOTALS							TOTALS	
Ø A TOTAL -								
Ø B TOTAL -								
Ø C TOTAL -								
PANEL TOTAL -								
REMARKS * - EXISTING 2 POLE BREAKER TO BE REMOVED AND REPLACED WITH NEW BREAKER AS SHOWN.								

120/240 VOLTS		PANEL NEW SUB PANEL 'G2'		100A		A. BUSSING		
1 PHASE		LOCATION OUT BUILDING		SUBFEED		MTG.		
3 WIRE		FEEDER 3*8-11/2						
CIR.	BKR.	WATTAGE		REMARKS	REMARKS	WATTAGE		
		#A	#B			#A	#B	
1	15A			NEW DISHWASHER	NEW CONDENSING UNIT	30A	2	
3	15A			NEW RANGE HOOD	FAN FORCE HEATER	2P	4	
5	15A			KITCHEN COUNTER		15A	6	
7	20A			EXTERIOR PLUG (GFCI)		2P	8	
9	15A			INFRARED HEATER/EXH. FAN	SPARE	15A	10	
11	15A			SPARE	SPARE	15A	12	
TOTALS							TOTALS	
Ø A TOTAL -								
Ø B TOTAL -								
Ø C TOTAL -								
PANEL TOTAL -								
REMARKS								



client / consultant logos

revisions

-	
-	
-	
-	
-	
-	
-	
-	
-	
-	
-	
-	
-	
-	
-	
-	
-	
-	

issued

- ISSUED FOR 99% REVIEW 11/23/2018
- ISSUED FOR TENDER 12/11/2018
- ISSUED FOR TENDER UPDATE 01/15/2019

stamp / permit

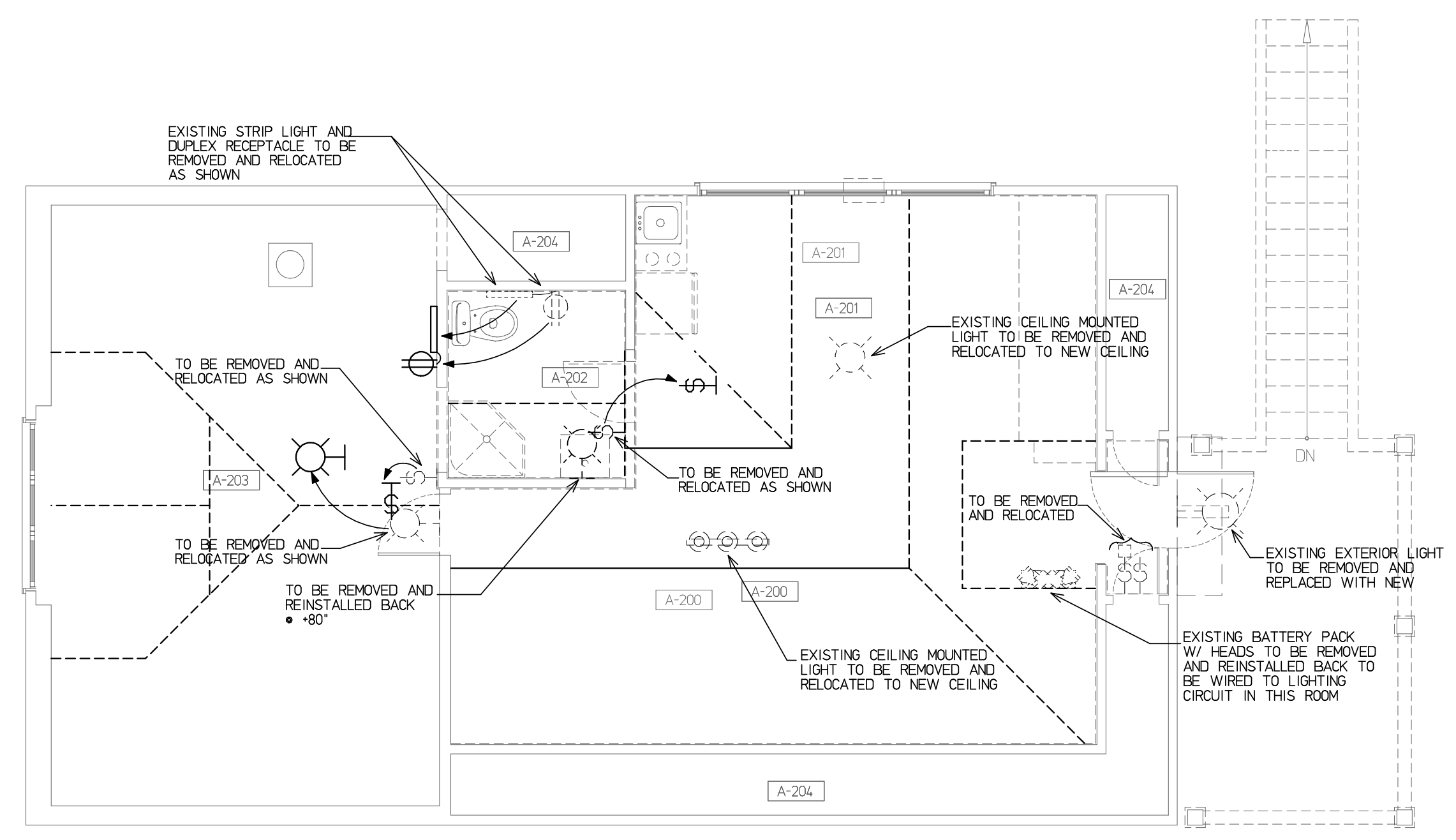
This drawing is the property of Rae McLean & Associates Ltd. and unauthorized reproduction is prohibited under the Copyright Act.
 Electronic files when provided are instruments of service and the sole property of Rae McLean & Associates Ltd. No alteration or reproduction shall be made without written authorization from Rae McLean & Associates Ltd.
 The Contractor shall check and verify all dimensions and report any discrepancies to Rae McLean & Associates Ltd. prior to construction; do not scale this drawing.
 This drawing shall not be used for construction unless properly signed and sealed by the Engineer.
 All dimensions are in millimeters unless noted otherwise.

project title
REHABILITATION OF HISTORIC GOVERNMENT OF CANADA BUILDINGS IN WATERTON

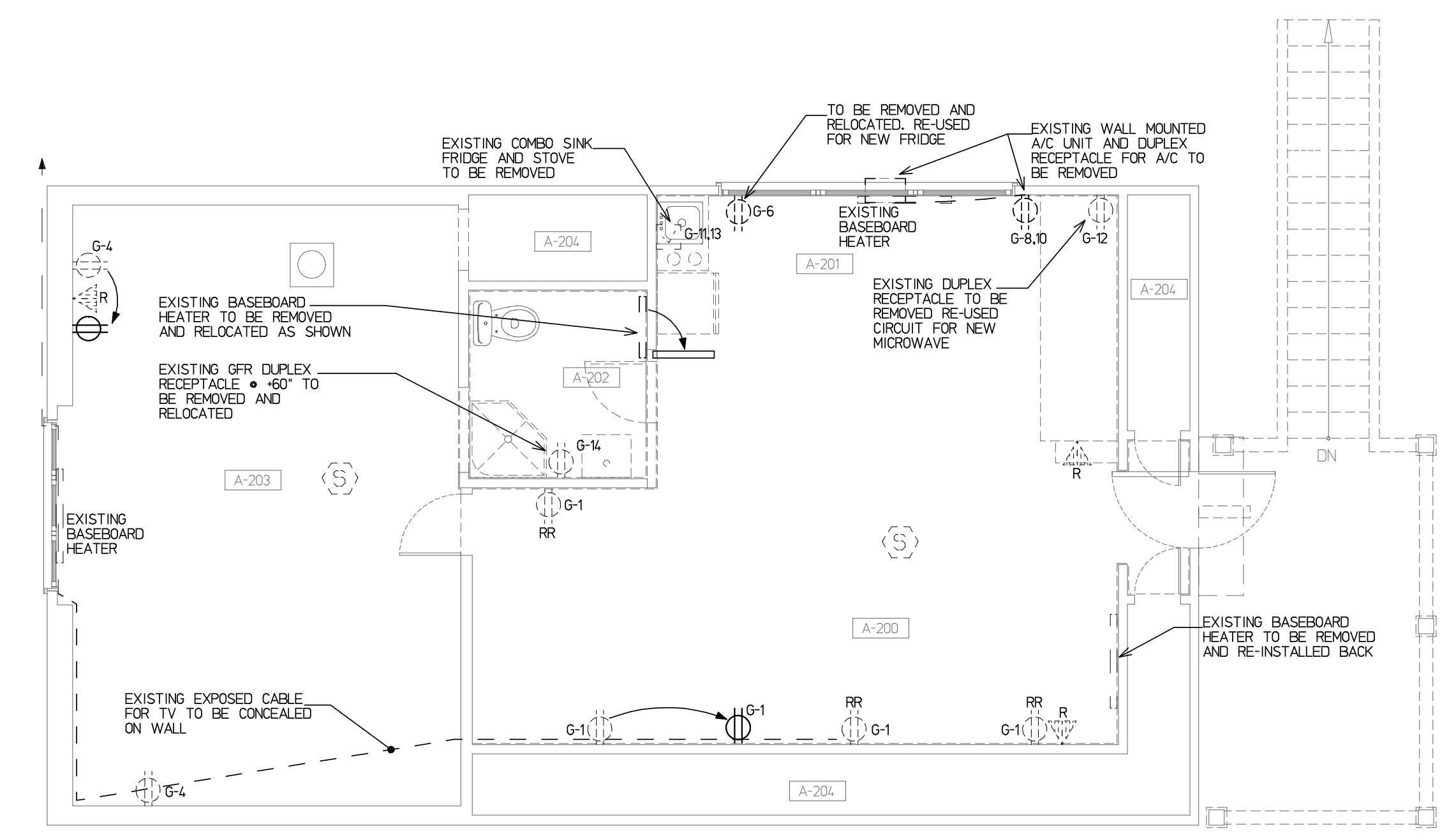
drawing title
OUT BUILDING UPPER FLOOR ELECTRICAL

drawing info
 drawn D.B. D.L.
 date JULY 2018
 scale NOTED
 checked S.E.M.

drawing number
E-6

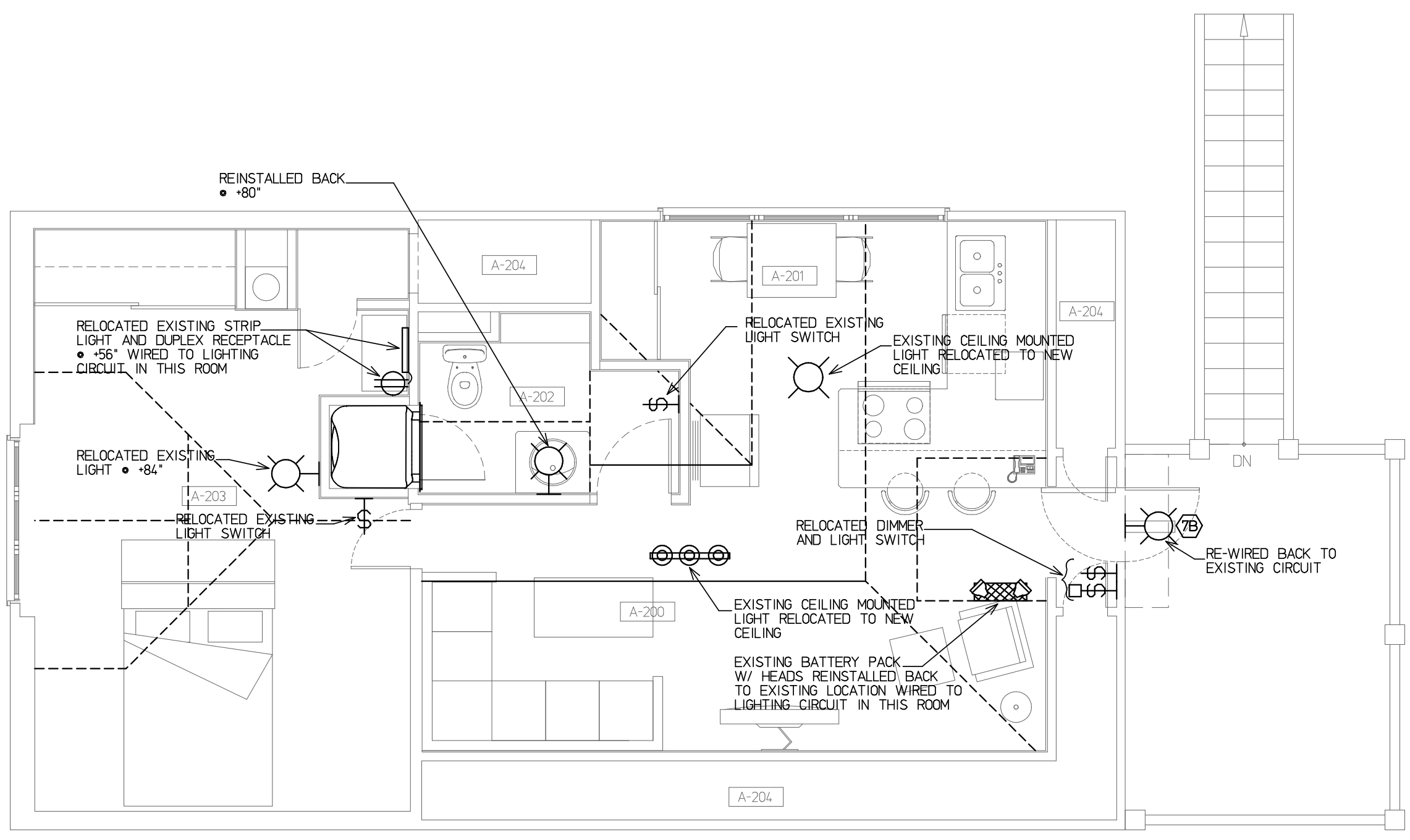


OUT BUILDING UPPER FLOOR - DEMOLITION LIGHTING
 SCALE - 1/4"=1'-0"

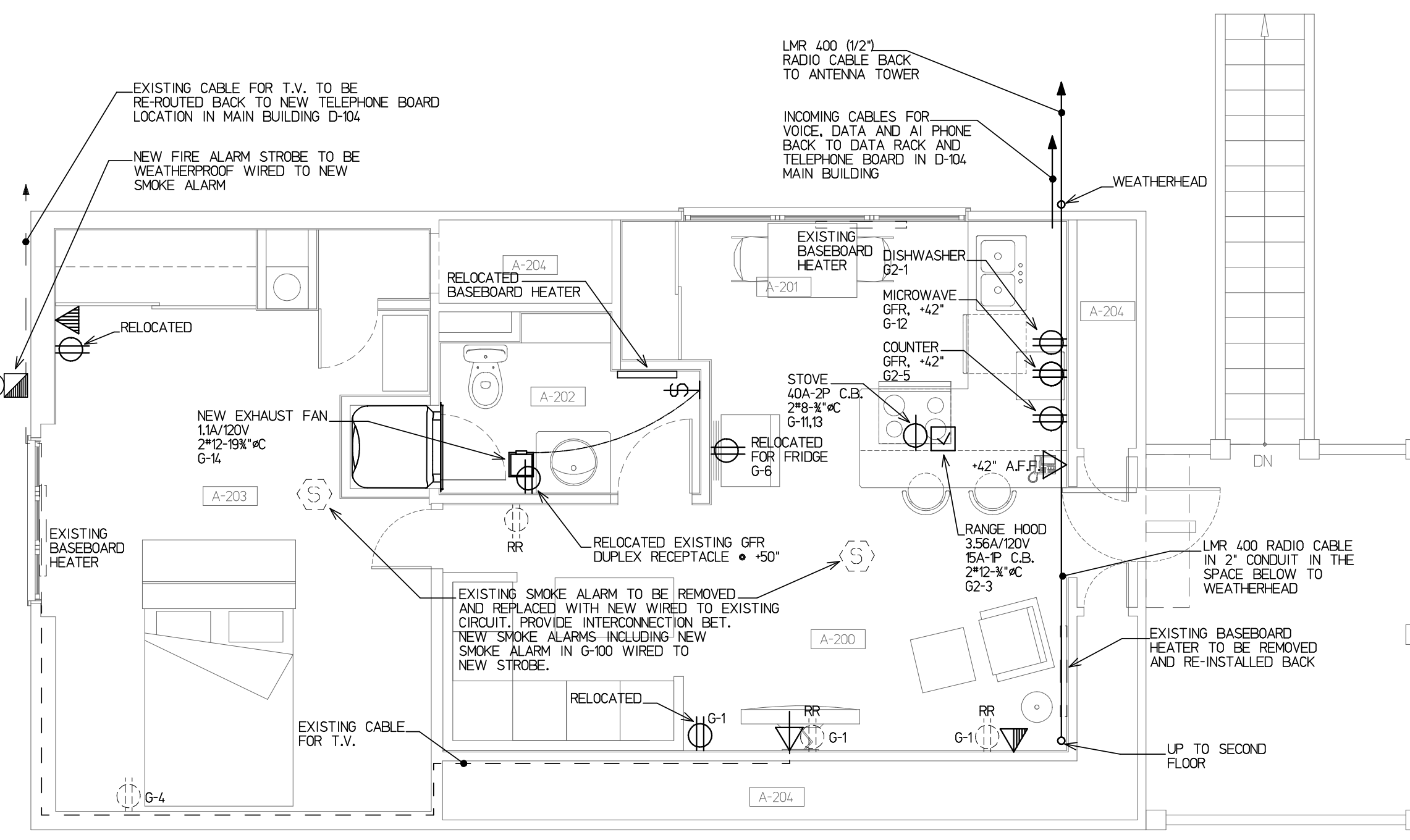


OUT BUILDING UPPER FLOOR - DEMOLITION POWER AND COMMUNICATIONS
 SCALE - 1/4"=1'-0"

NOTES:
 ALL COMMUNICATION CABLES ARE TERMINATED BACK TO DATA RACK AND TELEPHONE BOARD LOCATED AT D-104, MAIN BUILDING. SEE DRAWING E-3 FOR EXACT LOCATION.



OUT BUILDING UPPER FLOOR - NEW LIGHTING
 SCALE - 1/4"=1'-0"



OUT BUILDING UPPER FLOOR - NEW POWER AND COMMUNICATIONS
 SCALE - 1/4"=1'-0"