

DRAWING LIST

ARCHITECTURAL

A0.00	COVER SHEET, LIST OF DRAWINGS LEGEND, ASSEMBLIES, ABBREVIATIONS, NOTES SITE PLAN MAIN FLOOR PLAN SECOND FLOOR PLAN FOUNDATION AND ROOF PLAN MAIN AND SECOND FLOOR REFLECTED CEILING PLANS ELEVATIONS BUILDING SECTIONS BUILDING SECTIONS INTERIOR ELEVATIONS INTERIOR ELEVATIONS INTERIOR ELEVATIONS INTERIOR ELEVATIONS MILLWORK DETAILS MILLWORK DETAILS DETAILS DETAILS DETAILS DETAILS ENTRY CANOPY DETAILS WINDOW & FINISH SCHEDULES DOOR SCHEDULE
A1.01	COVER SHEET, LIST OF DRAWINGS
A2.01	LEGEND, ASSEMBLIES,
A2.02	ABBREVIATIONS, NOTES
A2.03	SITE PLAN
A2.04	MAIN FLOOR PLAN
A3.01	SECOND FLOOR PLAN
A4.01	FOUNDATION AND ROOF PLAN
A4.02	MAIN AND SECOND FLOOR REFLECTED CEILING PLANS
A5.01	ELEVATIONS
A5.02	BUILDING SECTIONS
A5.03	BUILDING SECTIONS
A5.04	INTERIOR ELEVATIONS
A6.01	INTERIOR ELEVATIONS
A6.02	INTERIOR ELEVATIONS
A7.01	MILLWORK DETAILS
A7.02	MILLWORK DETAILS
A7.03	DETAILS
A7.04	DETAILS
A7.05	DETAILS
A8.01	ENTRY CANOPY DETAILS
A8.02	WINDOW & FINISH SCHEDULES DOOR SCHEDULE

STRUCTURAL

S1.01	GENERAL NOTES
S2.01	FOUNDATION PLAN
S2.02	MAIN FLOOR PLAN WITH SECOND FLOOR FRAMING
S2.03	SECOND FLOOR PLAN WITH ROOF FRAMING
S3.01	SHEARWALL FRAMING ELEVATIONS
S3.02	SHEARWALL FRAMING ELEVATIONS
S4.01	BUILDING SECTION AND WALL FRAMING ELEVATION
S5.01	TYPICAL DETAILS
S5.02	FLOOR CONNECTION DETAILS AND HSS COLUMN DETAILS
S5.03	SHEAR COLLECTOR DETAILS
S5.04	ROOF DETAILS

MECHANICAL

M0.01	DRAWING LIST & LEGEND
M0.02	SCHEDULES
M1.01	PLUMBING UNDERFLOOR, LEVEL 1 & LEVEL 2 PLANS
M2.01	MECHANICAL LEVEL 1 AND LEVEL 2 PLANS
M3.01	FIRE PROTECTION LEVEL 1 AND LEVEL 2 PLANS

ELECTRICAL

E1.0	SITE PLAN AND LEGEND
E2.0	MAIN FLOOR ELECTRICAL LAYOUT
E2.1	SECOND FLOOR ELECTRICAL LAYOUT
E2.2	FIRST AND SECOND FLOOR COMMUNICATIONS LAYOUTS
E3.0	DETAILS
E3.1	SCHEDULES

CIVIL

C1	SITE PLAN
C2	DETAILS

GENERAL NOTES:

- DO NOT SCALE DRAWING.
- THE GENERAL CONTRACTOR SHALL VERIFY ALL DIMENSIONS, DATUMS, AND LEVELS PRIOR TO COMMENCEMENT OF WORK. ALL ERRORS AND OMISSIONS TO BE REPORTED TO THE DEPARTMENTAL REPRESENTATIVE BEFORE PROCEEDING.
- VARIATIONS AND MODIFICATIONS TO WORK SHOWN ON THESE DRAWINGS SHALL NOT BE CARRIED OUT WITHOUT WRITTEN PERMISSION OF DEPARTMENTAL REPRESENTATIVE.
- ALL DIMENSIONS ARE TO GRIDLINES, FACE OF CONCRETE, FACE OF STUDS OR CENTERLINE OF COLUMNS UNLESS NOTED OTHERWISE.
- ALL DIMENSIONS ARE METRIC (mm) UNLESS NOTED OTHERWISE.
- THESE DRAWINGS ARE TO BE READ IN CONJUNCTION WITH AND COORDINATED WITH THE SPECIFICATIONS AND THE DOCUMENTS OF THE OTHER DISCIPLINES THAT FORM THE FULL CONTRACT DOCUMENT PACKAGE. WHERE CONFLICT EXISTS BETWEEN DOCUMENTS, THESE ARE TO BE REPORTED TO THE DEPARTMENTAL REPRESENTATIVE BEFORE PROCEEDING.
- ENSURE COMPATIBILITY OF METAL FASTENERS, SHEET METALS AND OTHER METAL ITEMS WITH EACH OTHER AND WITH PRESSURE TREATED WOOD. PROVIDE ISOLATION WHERE REQUIRED. ALWAYS ISOLATE P.T. WOOD FROM METALS.

WALL - ASSEMBLIES

W1	TYPICAL EXTERIOR WALL ASSEMBLY- PLANK 8mm THICK PHENOLIC PLANK (PURA) FLUSH MOUNTED WITH LAPPED HORIZONTAL JOINTS & CLIPS 25mm DEEP GALVANIZED Z-GIRT (VERTICAL) 127mm ROCK WOOL INSULATION (R19)-MECHANICALLY FASTENED 127mm FIBREGLOSS CLIPS W/ GIRT CLAMP END @ 406 O.C. HORIZONTALLY 660 O.C. VERTICALLY SELF ADHEARED MEMBRANE 13mm PLY SHEATHING 140mm WOOD STUD 89mm BATT INSULATION (R12) CW COMPRESSION CLIPS 16mm TYPE X GYPSUM WALL BOARD
----	--

W2	EXTERIOR HIGH WALL ASSEMBLY - PANEL FACE FASTENED 8mm THICK PHENOLIC PANELS (METEON) 20 GAUGE PREFINISHED SHEET METAL FLASHING STRIP AT ALL PANEL JOINTS. MIN. 150mm WIDE (VERTICAL FLASHING OVER HORIZONTAL) 22mm DEEP GALVANIZED HAT TRACK (VERTICAL) SPACING AS REQUIRED FOR PANEL PLACEMENT MIN. 406 O.C. 22mm DEEP GALVANIZED HAT TRACK @ 660 O.C.(HORIZONTAL) 127mm ROCK WOOL INSULATION (R19)-MECHANICALLY FASTENED 127mm FIBREGLOSS CLIPS, FLAT END @ 406 O.C. HORIZONTALLY 660 O.C. VERTICALLY SELF ADHEARED MEMBRANE 13mm PLY SHEATHING 184mm WOOD STUD 89mm BATT INSULATION (R12) CW COMPRESSION CLIPS 16mm TYPE X GYPSUM WALL BOARD(G.W.B)
----	---

W3	EXTERIOR WALL ASSEMBLY - PANEL FACE FASTENED 8mm THICK PHENOLIC PANELS (METEON) 20 GAUGE PREFINISHED SHEET METAL FLASHING STRIP AT ALL PANEL JOINTS. MIN. 150mm WIDE (VERTICAL FLASHING OVER HORIZONTAL) 9MM GALVANIZED HAT TRACK (VERTICAL) SPACING AS REQUIRED FOR PANEL PLACEMENT 9MM GALVANIZED HAT TRACK @ 610 O.C.(HORIZONTAL) 2 LAYERS BUILDING PAPER M.B. 30 MIN 127mm ROCK WOOL INSULATION (R19)-MECHANICALLY FASTENED 127mm FIBREGLOSS CLIPS @ 406 O.C. HORIZONTALLY 610 O.C. VERTICALLY SELF ADHEARED MEMBRANE 13mm PLY SHEATHING 140mm WOOD STUD 89mm BATT INSULATION (R12) CW COMPRESSION CLIPS 16mm TYPE X GYPSUM WALL BOARD(G.W.B)
----	---

W3	EXTERIOR WALL ASSEMBLY - PANEL FACE FASTENED 8mm THICK PHENOLIC PANELS (METEON) 20 GAUGE PREFINISHED SHEET METAL FLASHING STRIP AT ALL PANEL JOINTS. MIN. 150mm WIDE (VERTICAL FLASHING OVER HORIZONTAL) 9MM GALVANIZED HAT TRACK (VERTICAL) SPACING AS REQUIRED FOR PANEL PLACEMENT 9MM GALVANIZED HAT TRACK @ 610 O.C.(HORIZONTAL) 2 LAYERS BUILDING PAPER M.B. 30 MIN 127mm ROCK WOOL INSULATION (R19)-MECHANICALLY FASTENED 127mm FIBREGLOSS CLIPS @ 406 O.C. HORIZONTALLY 610 O.C. VERTICALLY SELF ADHEARED MEMBRANE 13mm PLY SHEATHING 140mm WOOD STUD 89mm BATT INSULATION (R12) CW COMPRESSION CLIPS 16mm TYPE X GYPSUM WALL BOARD(G.W.B)
----	---

W3	EXTERIOR WALL ASSEMBLY - PANEL FACE FASTENED 8mm THICK PHENOLIC PANELS (METEON) 20 GAUGE PREFINISHED SHEET METAL FLASHING STRIP AT ALL PANEL JOINTS. MIN. 150mm WIDE (VERTICAL FLASHING OVER HORIZONTAL) 9MM GALVANIZED HAT TRACK (VERTICAL) SPACING AS REQUIRED FOR PANEL PLACEMENT 9MM GALVANIZED HAT TRACK @ 610 O.C.(HORIZONTAL) 2 LAYERS BUILDING PAPER M.B. 30 MIN 127mm ROCK WOOL INSULATION (R19)-MECHANICALLY FASTENED 127mm FIBREGLOSS CLIPS @ 406 O.C. HORIZONTALLY 610 O.C. VERTICALLY SELF ADHEARED MEMBRANE 13mm PLY SHEATHING 140mm WOOD STUD 89mm BATT INSULATION (R12) CW COMPRESSION CLIPS 16mm TYPE X GYPSUM WALL BOARD(G.W.B)
----	---

ROOF ASSEMBLIES

R1	TYPICAL TRUSS ROOF ASSEMBLY STANDING SEAM METAL ROOF (SEAMS @ 310 O.C.) SLIP SHEET 38X89 WOOD STRAPPING @ 305 O.C. (TO MATCH STANDING SEAM CLIPS) EVERY 2ND STRAP MECHANICALLY FASTENED TO TRUSS OR BLOCKING @ UNDERSIDE OF PLY DECK EVERY OTHER STRAP MECHANICALLY FASTENED TO PLYWOOD DECK. FASTENERS TO BE ENGINEERED BY ROOF MANUFACTURER 30 MIN. BUILDING PAPER 140mm STUD 50mm SOPRA ROCK DD INSULATION BOARD (R7.6) MECHANICALLY FASTENED 203mm POLYISOANURATE BOARD INSULATION (R44.8) SELF ADHEARED MEMBRANE 12mm PLYWOOD SHEATHING WOOD TRUSS - SEE STRUCT. 16mm TYPE X G.W.B.
----	--

R2	TYPICAL JOIST ROOF ASSEMBLY STANDING SEAM METAL ROOF SLIP SHEET 38X89 WOOD STRAPPING @ 305 O.C. (TO MATCH STANDING SEAM CLIPS) MECHANICALLY FASTENED TO ROOF JOIST 30 MIN. BUILDING PAPER 50mm SOPRA ROCK DD INSULATION BOARD (R7.6) 203mm POLYISOANURATE BOARD INSULATION (R44.8) SELF ADHEARED MEMBRANE 12mm PLYWOOD SHEATHING T.J.J. RAFTERS- SEE STRUCT. 16mm TYPE X G.W.B.
----	--

FLOOR ASSEMBLIES

F1	TYPICAL FLOOR ASSEMBLY FLOORING - SEE SCHEDULE 150mm CONC. SLAB 15 MIL. REINFORCED POLY 50 mm EXTRUDED INSULATION 150 COMPACTED GRANULAR FILL
----	--

F2	TYPICAL FLOOR ASSEMBLY (N.B.C. 2015 TABLES D-2.3.4.-B & -G F.R.R. 45MIN., F14a STC 53) FLOORING - SEE SCHEDULE 38mm CONC. TOPPING 16mm PLY. SHEATHING T.J.J. FLOOR JOISTS - SEE STRUCT. 140mm BATT INSULATION 22mm RES BAR @ 400 O.C. 16mm TYPE X G.W.B.
----	--

F3	TYPICAL FLOOR ASSEMBLY CONC. PAVERS (COLOURED) ADJUSTABLE PEDESTALS 2 PLY SBS MEMBRANE 12mm T&G PLY DECK T.J.J. FLOOR JOISTS - SEE STRUCT. 150mm SPRAY FOAM INSULATION 22mm RES BAR 16mm TYPE X G.W.B.
----	--

LEGEND:

#	DETAIL NUMBER
A.XX	SHEET NUMBER
◇	ASSEMBLY TYPE R-ROOF, F-FLOOR W-WALL, P-PARTITION
#	GRID MARKER
000	DOOR NUMBER
00	WINDOW NUMBER
➤	SECTION CUT DIRECTION MARKER
➤	SECTION CUT DIRECTION MARKER
ROOM NAME	ROOM NAME
000	ROOM NUMBER
ACT 2438	FINISH TYPE HEIGHT ABOVE FINISHED FLOOR
7	MILLWORK ELEVATIONS

ABBREVIATIONS:

AB	AIR BARRIER	(N)	NEW
ACM	ASBESTOS CONTAINING MATERIAL	N.I.C.	NOT IN CONTRACT
ACT	ACOUSTIC CEILING TILE	N.T.S.	NOT TO SCALE
ALT.	ALTERNATE	O.C.	ON CENTER
ALUM.	ALUMINIUM	OP.	OPERABLE
ANOD.	ANODIZED	PT.	PAINT
A.F.F.	ABOVE FINISH FLOOR	P.O.	POWER OPERATOR
BLDG.	BUILDING	P.T.	PRESSURE TREATED
CARP.	CARPET	RB	RUBBER BASE
CARP. T.	CARPET TILE	RCP	REFLECTED CEILING PLAN
C.C.	CENTER TO CENTER	RE & RE	REMOVE & RELOCATE / REINSTATE
C.O.	CLEAN OUT	RM.	ROOM
C.J.	CONTROL JOINT	SAM	SELF ADHESIVE MEMBRANE
C.W.	COMPLETE WITH	SAN	SANITARY
CONC.	CONCRETE	SEP	SEPARATION
D.G.	DOUBLE GLAZED	SG	SHEET GOODS FLOORING
(E)	EXISTING	SIM.	SIMILAR
ELECT.	ELECTRICAL	SQ.	SQUARE
F.E.	FIRE EXTINGUISHER - SURFACE MOUNT	S.S.	STAINLESS STEEL
F.E.R.	FIRE EXTINGUISHER W/ CABINET - RECESSED	ST	STEEL
FIN.	FINISH	STRUCT.	STRUCTURAL
FNDT.	FOUNDATION	SV	SHEET VINYL
FRR	FIRE RESISTANCE RATING	TBD	TO BE DETERMINED
FTG	FOOTING	T.G.	TRIPLE GLAZED
GWB	GYPSUM WALL BOARD	THLD.	THRESHOLD
GA	GAUGE	T.O.	TOP OF
G.I.	GALVANIZED	TYP.	TYPICAL
H.M.	HOLLOW METAL	U.G.	UNDER GROUND
HDWR	HARDWARE	U.N.O.	UNLESS NOTED OTHERWISE
HORIZ	HORIZONTAL	US	UNDERSIDE
INSUL.	INSULATION	VB	VAPOUR BARRIER
MATL.	MATERIAL	VERT.	VERTICAL
MECH.	MECHANICAL	VCT	VINYL COMPOSITE TILE
MEMB	MEMBRANE	W	WITH
MB	MOISTURE BARRIER	WD.	WOOD
MIN.	MINIMUM OR MINUTES	W/O	WITH OUT

5	TENDER	2018-12-14
4	100% Review	2018-10-30
3	95% Review	2018-10-11
2	80% Review	2018-07-27
1	Schematic Review	2018-06-27
Revision/ Revision	Description/Description	Date/Date

Client/client

FISHERIES AND OCEANS, REAL PROPERTY, SAFETY AND SECURITY

VANCOUVER, BC
200-401 BURREARD ST.

Project title/Titre du projet

VICTORIA SAR STATION

25 Huron Street, Victoria, B.C.

Consultant Signature Box Only

Designed by/Concept par
RH

Drawn by/Dessine par
DS

PWGSC Project Manager/Administrateur de Projets TPSGC
--

PWGSC, Regional Manager, Architectural and Engineering Services/
Gestionnaire régionale, Services d'architecture et de génie, TPSGC
--

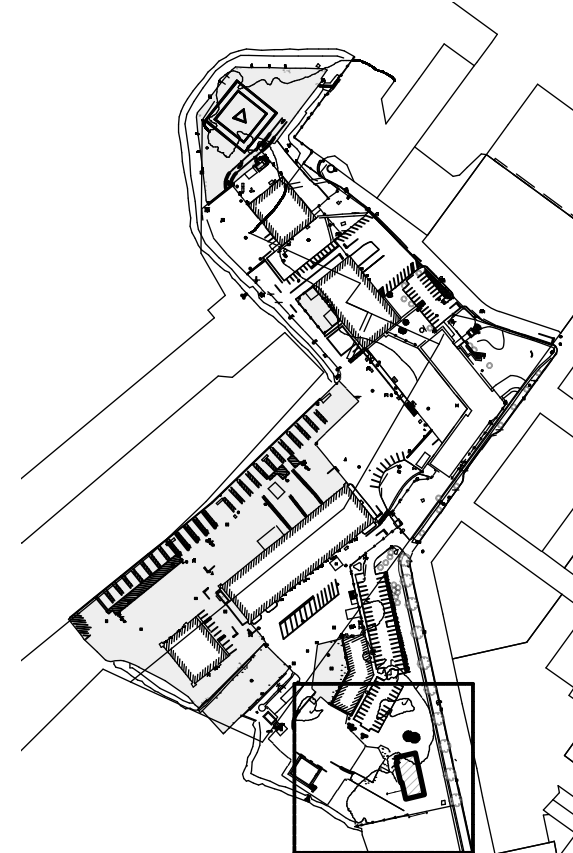
Drawing title/Titre du dessin

COVER SHEET, LIST OF DRAWINGS, LEGEND, ASSEMBLIES, ABBREVIATIONS, NOTES

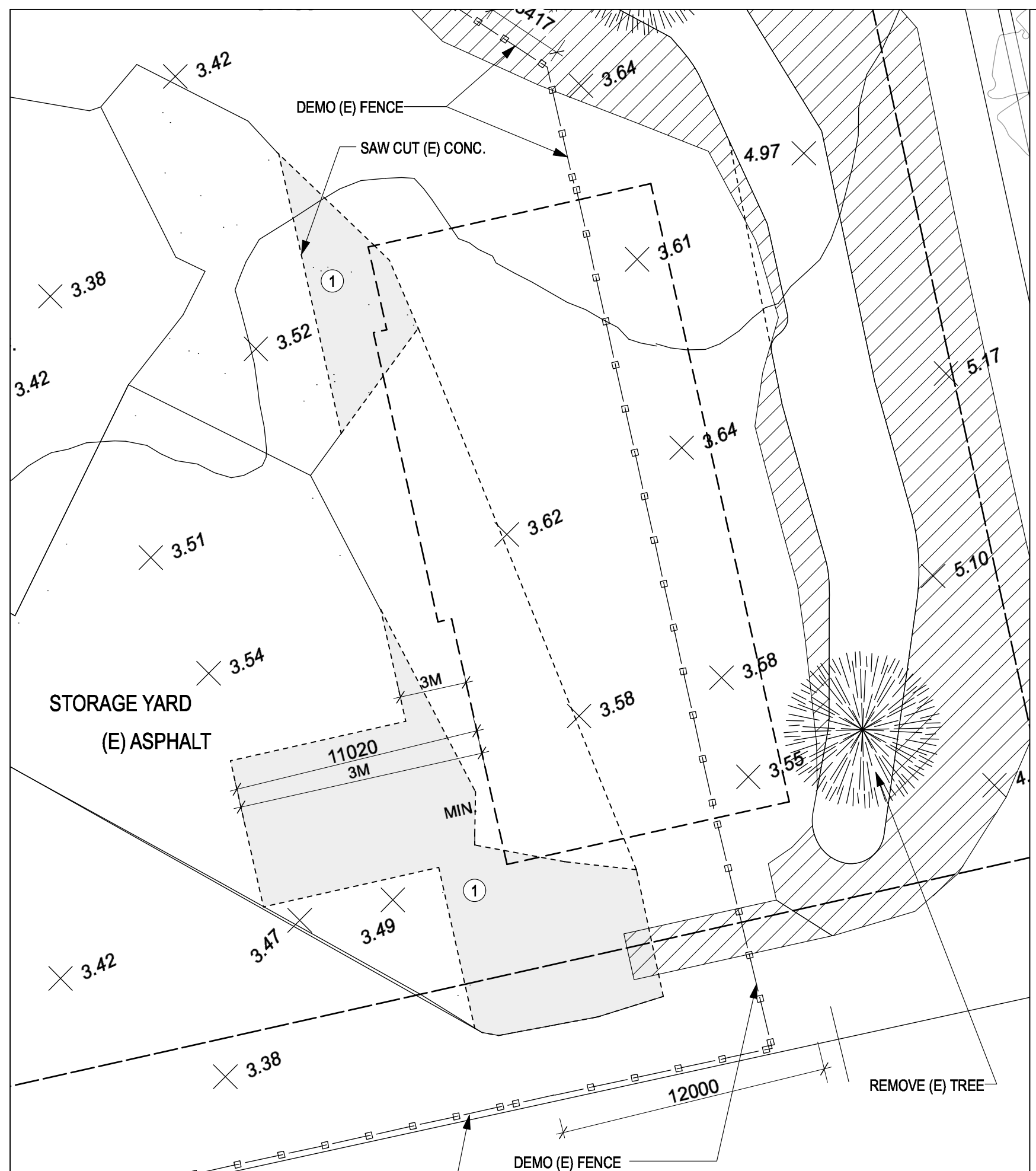

Project No./No. du projet 2017567	Sheet/ Feuille A0.00	Revision no./ La Révision no.
---	--------------------------------	-------------------------------------

NOTES:

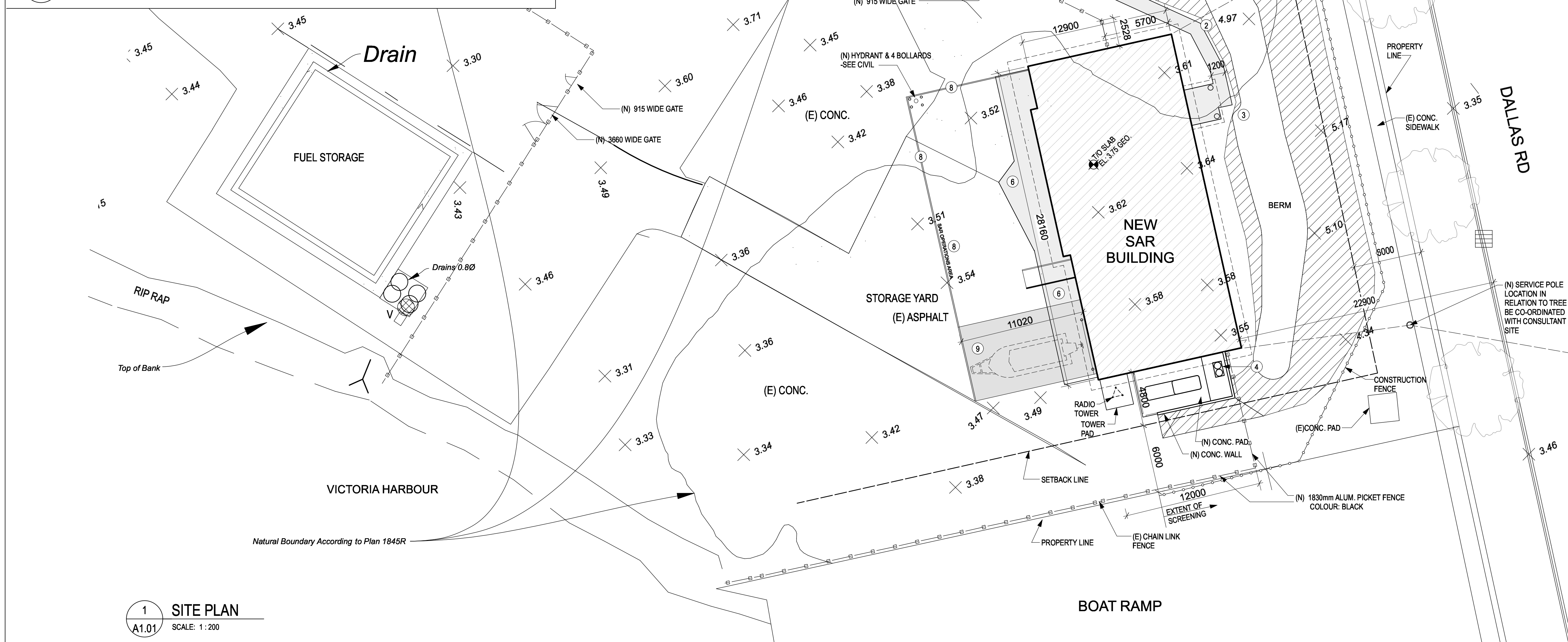
- ① REMOVE (E) ASPHALT AS SHOWN AND REQUIRED FOR WORK
- ② (N) CONC. WALK BROOM FINISH REVEALS AT 1200 O.C.
- ③ REMOVE PORTION OF BERM AND TAPER EDGE TO MATCH (E) AT (N) PATH. SEED ALL DISTURBED AREAS
- ④ CONC. PAD AND CURB AT GENERATOR POSITIVE SLOPE TO DRAIN
- ⑤ REMOVE (E) ASPHALT AS SHOWN AND REQUIRED FOR WORK
- ⑥ (N) ASPHALT PAVING
- ⑦ (N) CONCRETE PAVING
125mm CONC. SLAB
150 mm COMPACTED GRANULAR FILL
UNDISTURBED SOIL
- ⑧ (N) 100mm WIDE PAINTED LINES AND TEXT
TEXT ARIAL WHITE - HEIGHT TO BE MIN. 300mm
- ⑨ (N) 127 CONC. SKIRT
ON 150 COMPACTED GRANULAR FILL



2 KEY PLAN
A1.01 SCALE: 1:5000



3 SITE DEMO PLAN
A1.01 SCALE: 1:200



1 SITE PLAN
A1.01 SCALE: 1:200

5	TENDER	2018-12-14
4	100% Review	2018-10-30
3	95% Review	2018-10-11
2	60% Review	2018-07-27
1	Schematic Review	2018-06-27
Revision/Revision	Description/Description	Date/Date

**FISHERIES AND OCEANS,
REAL PROPERTY,
SAFETY AND SECURITY**

VANCOUVER, BC
200-401 BURRARD ST.

Project title/Titre du projet

VICTORIA SAR STATION

25 Huron Street, Victoria, B.C.

Consultant Signature Box Only

Designed by/Concept par
RH

Drawn by/Dessiné par
DS

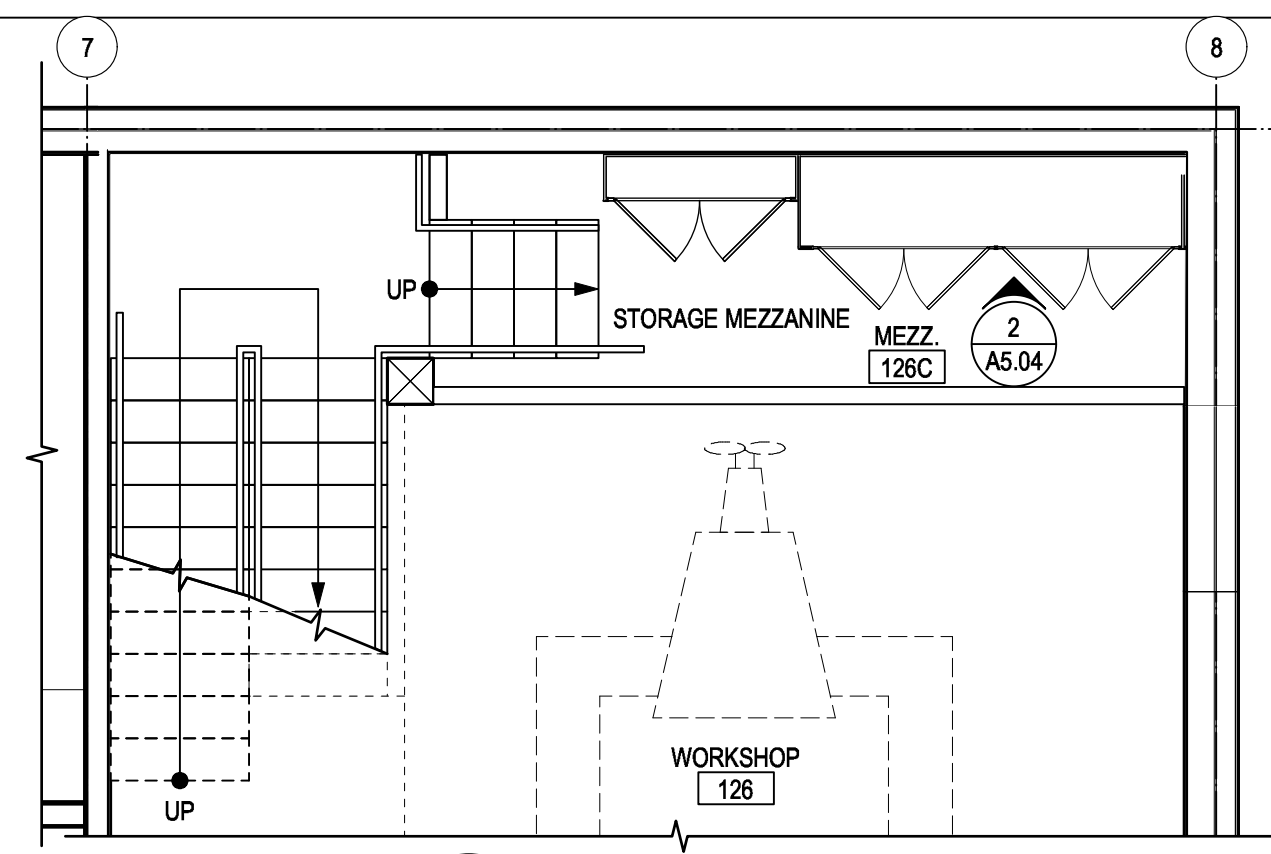

PWGSC Project Manager/Administrateur de Projets TPSGC
—

PWGSC Regional Manager, Architectural and Engineering Services/
Gestionnaire Régionale, Services d'architectural et de génie, TPSGC
—

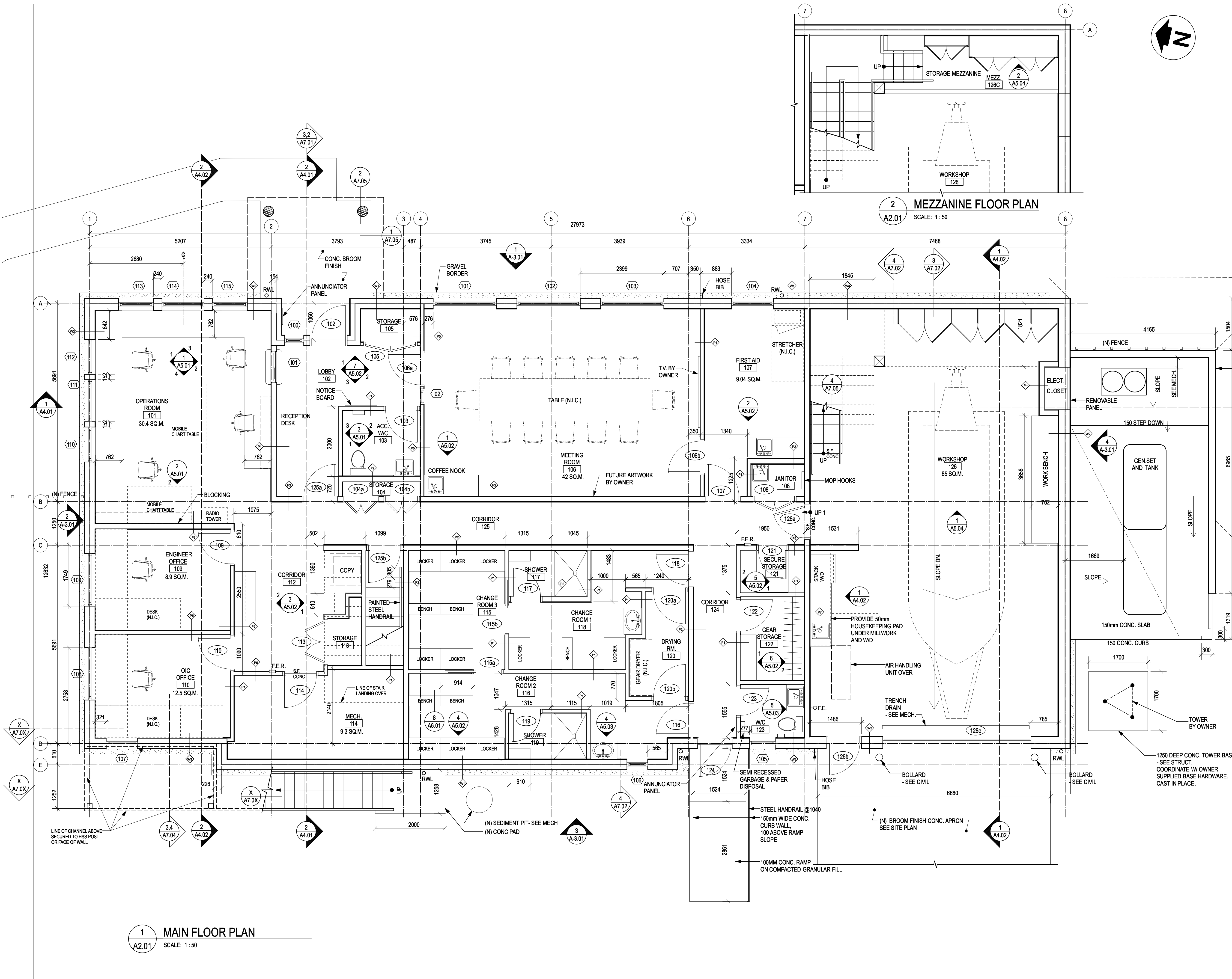
Drawing title/Titre du dessin

SITE PLAN

Project No./No. du projet	Sheet/ Feuille	Revision no./ La Révision no.
2017567	A1.01	



2 MEZZANINE FLOOR PLAN
SCALE: 1 : 50



1 MAIN FLOOR PLAN
SCALE: 1 : 50

Revision/Revision	Description/Description	Date/Date
5	TENDER	2018-12-14
4	100% Review	2018-10-30
3	95% Review	2018-10-11
2	60% Review	2018-07-27
1	Schematic Review	2018-06-27

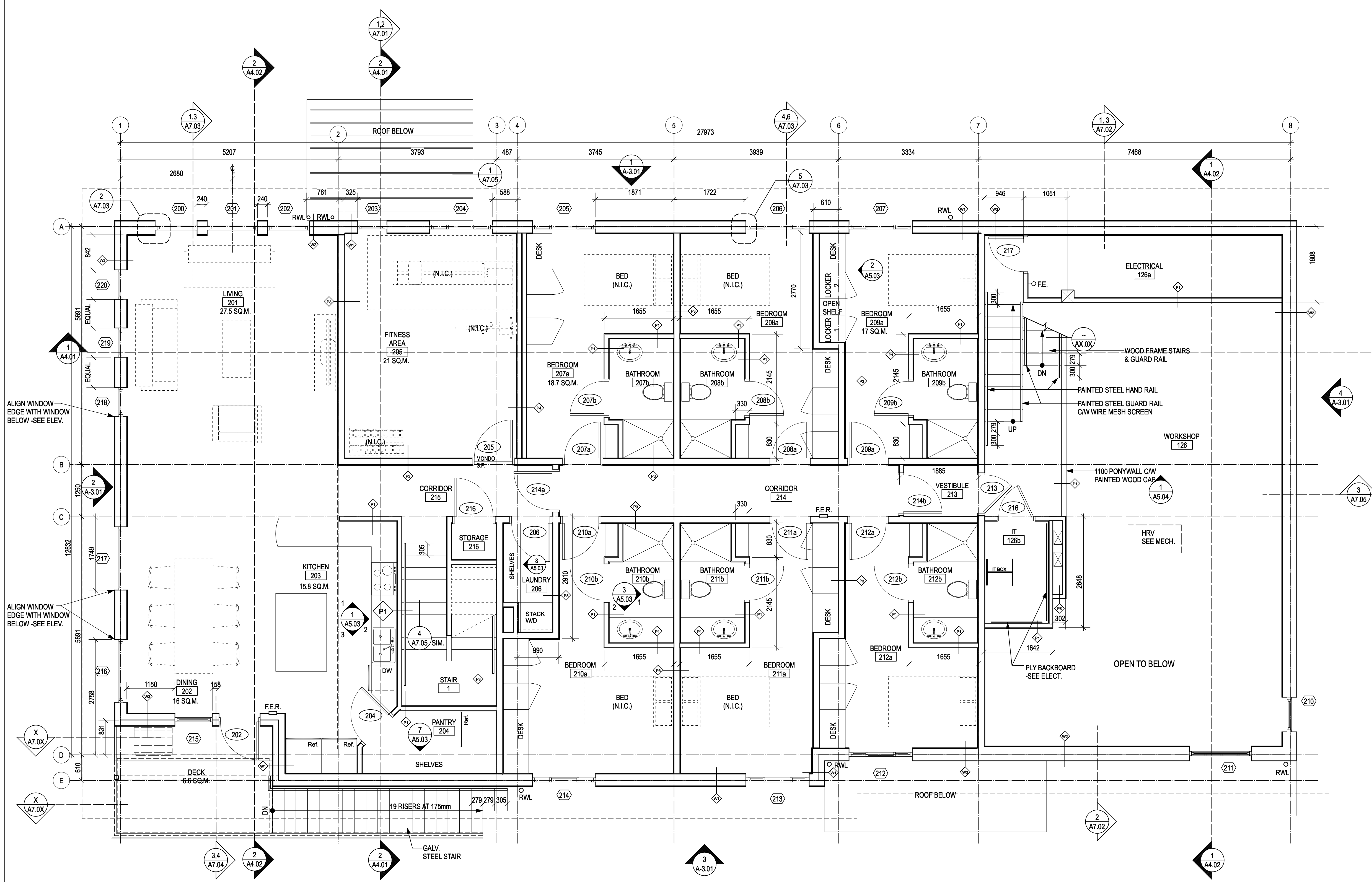

**FISHERIES AND OCEANS,
REAL PROPERTY,
SAFETY AND SECURITY**
VANCOUVER, BC
200-401 BURRARD ST.

Project title/Titre du projet
VICTORIA SAR STATION
25 Huron Street, Victoria, B.C.

Consultant Signature Box Only
Designed by/Concept par
RH
Drawn by/Dessiné par
DS
PWGSC Project Manager/Administrateur de Projets TPSGC
--
PWGSC Regional Manager, Architectural and Engineering Services/
Gestionnaire régionale, Services d'architectural et de génie, TPSGC
--

Drawing title/Titre du dessin
MAIN FLOOR PLAN

Project No./No. du projet
2017567
Sheet/ Feuille
A2.01
Revision no./
La Révision
no.



5	TENDER	2018-12-14
4	100% Review	2018-10-30
3	95% Review	2018-10-11
2	60% Review	2018-07-27
1	Schematic Review	2018-06-27
Revision/Revision	Description/Description	Date/Date

**FISHERIES AND OCEANS,
REAL PROPERTY,
SAFETY AND SECURITY**

**VANCOUVER, BC
200-401 BURRARD ST.**

Project title/Titre du projet

**VICTORIA SAR
STATION**

25 Huron Street, Victoria, B.C.

Consultant Signature Box Only

Designed by/Concept par
RH

Drawn by/Dessiné par
DS

PWGSC Project Manager/Administrateur de Projets TPSGC
—

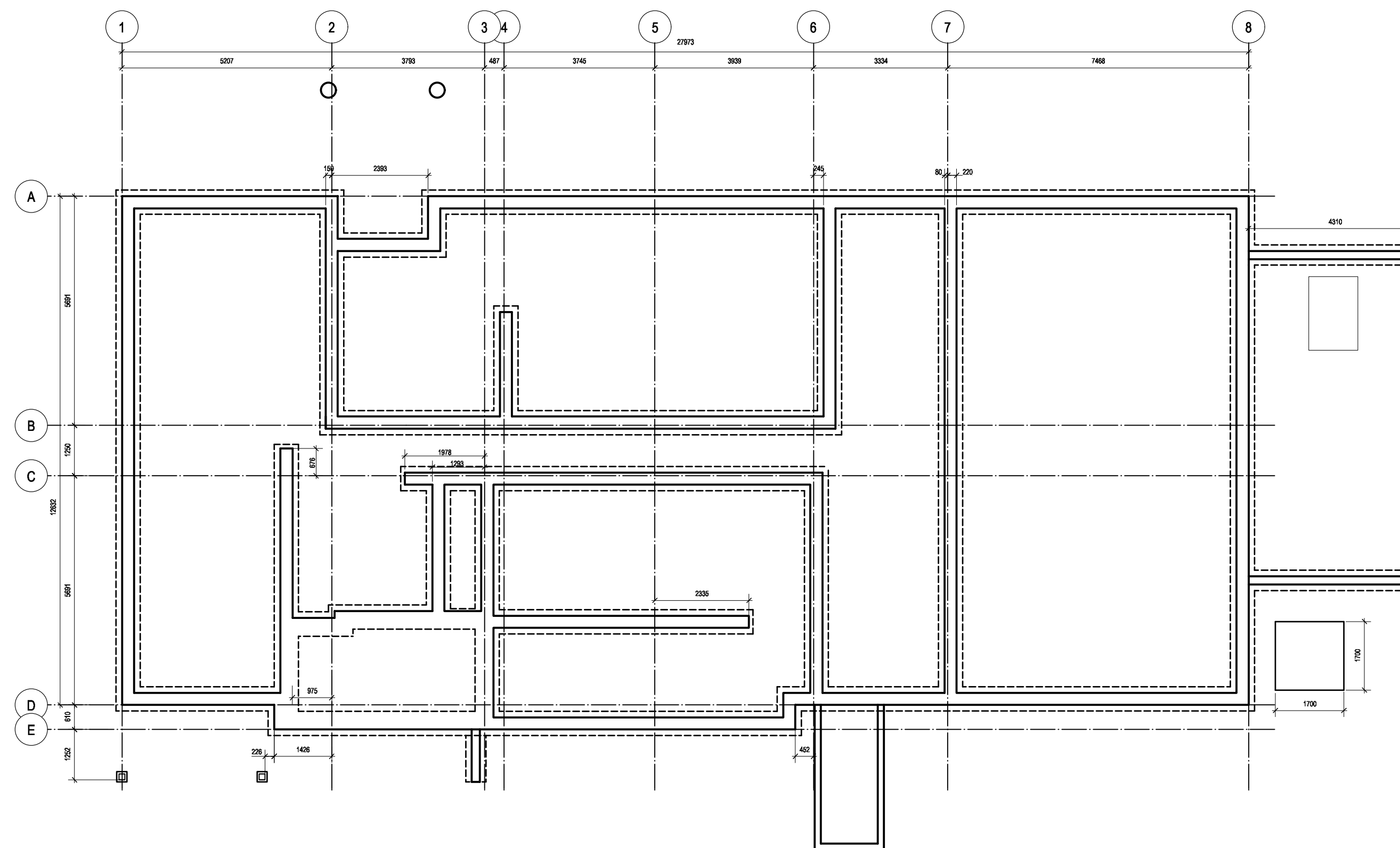

PWGSC Regional Manager, Architectural and Engineering Services/
Gestionnaire Régionale, Services d'architectural et de gén., TPSGC
—

Drawing title/Titre du dessin

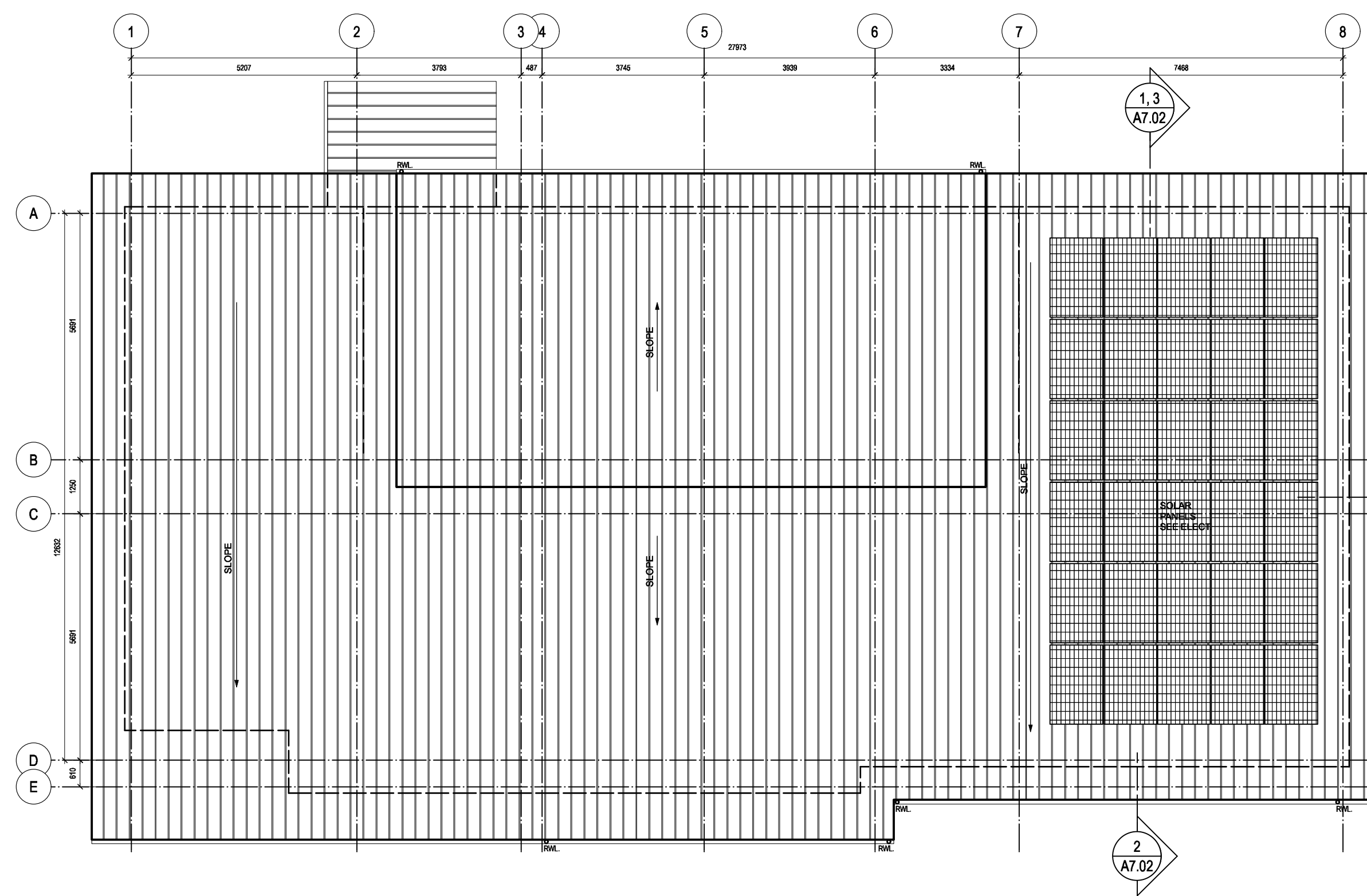
SECOND FLOOR PLAN

1 SECOND FLOOR PLAN
A2.02 SCALE: 1:50

Project No./No. du projet	Sheet/ Feuille	Revision no./ La Révision no.
2017567	A2.02	



1 FOUNDATION PLAN
SCALE: 1 : 100



2 ROOF PLAN
SCALE: 1 : 100

Revision/Revision	Description/Description	Date/Date
5	TENDER	2018-12-14
4	100% Review	2018-10-30
3	95% Review	2018-10-11
2	60% Review	2018-07-27
1	Schematic Review	2018-06-27

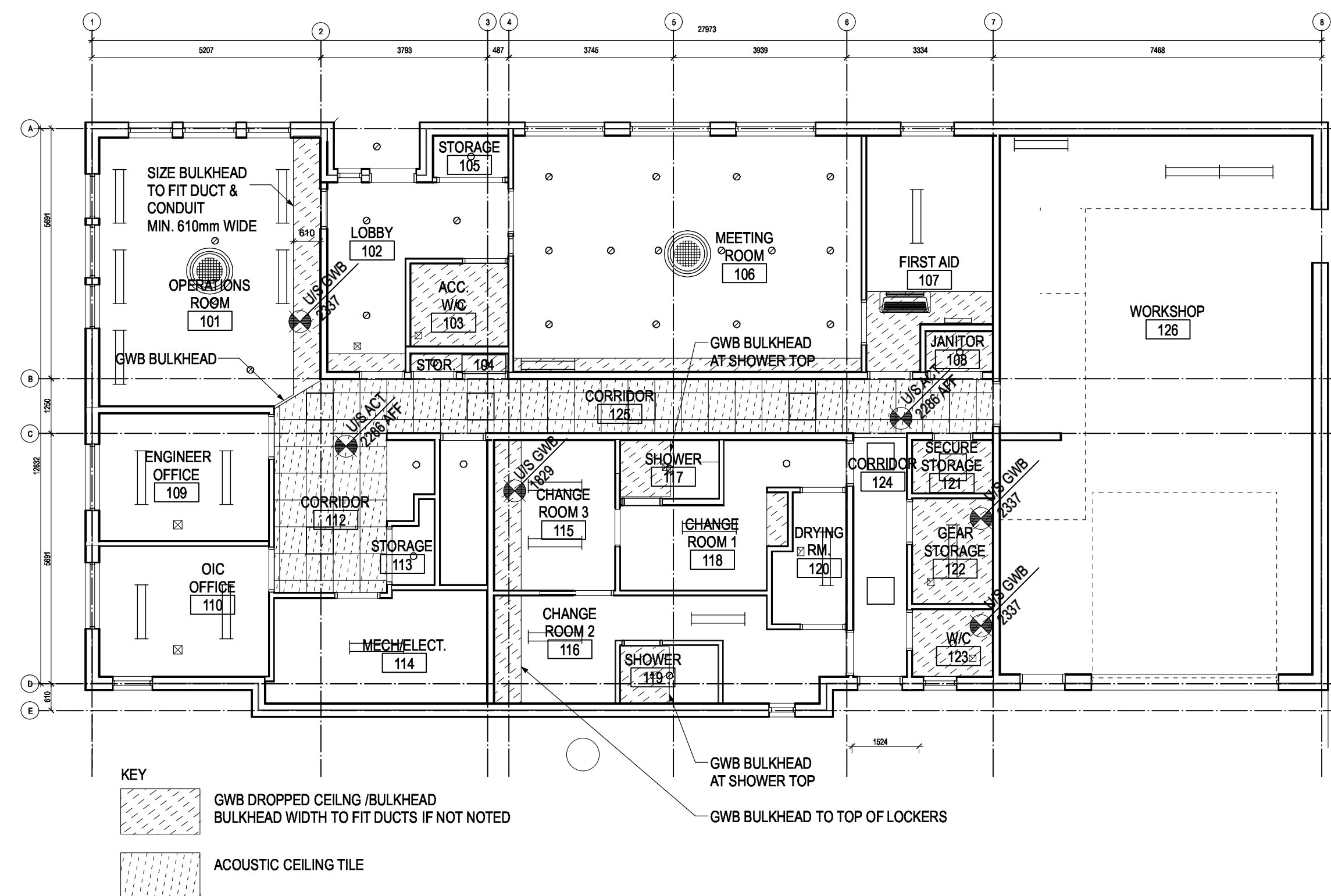

Client/client
**FISHERIES AND OCEANS,
 REAL PROPERTY,
 SAFETY AND SECURITY**
**VANCOUVER, BC
 200-401 BURRARD ST.**

Project title/Titre du projet
**VICTORIA SAR
 STATION**
 25 Huron Street, Victoria, B.C.

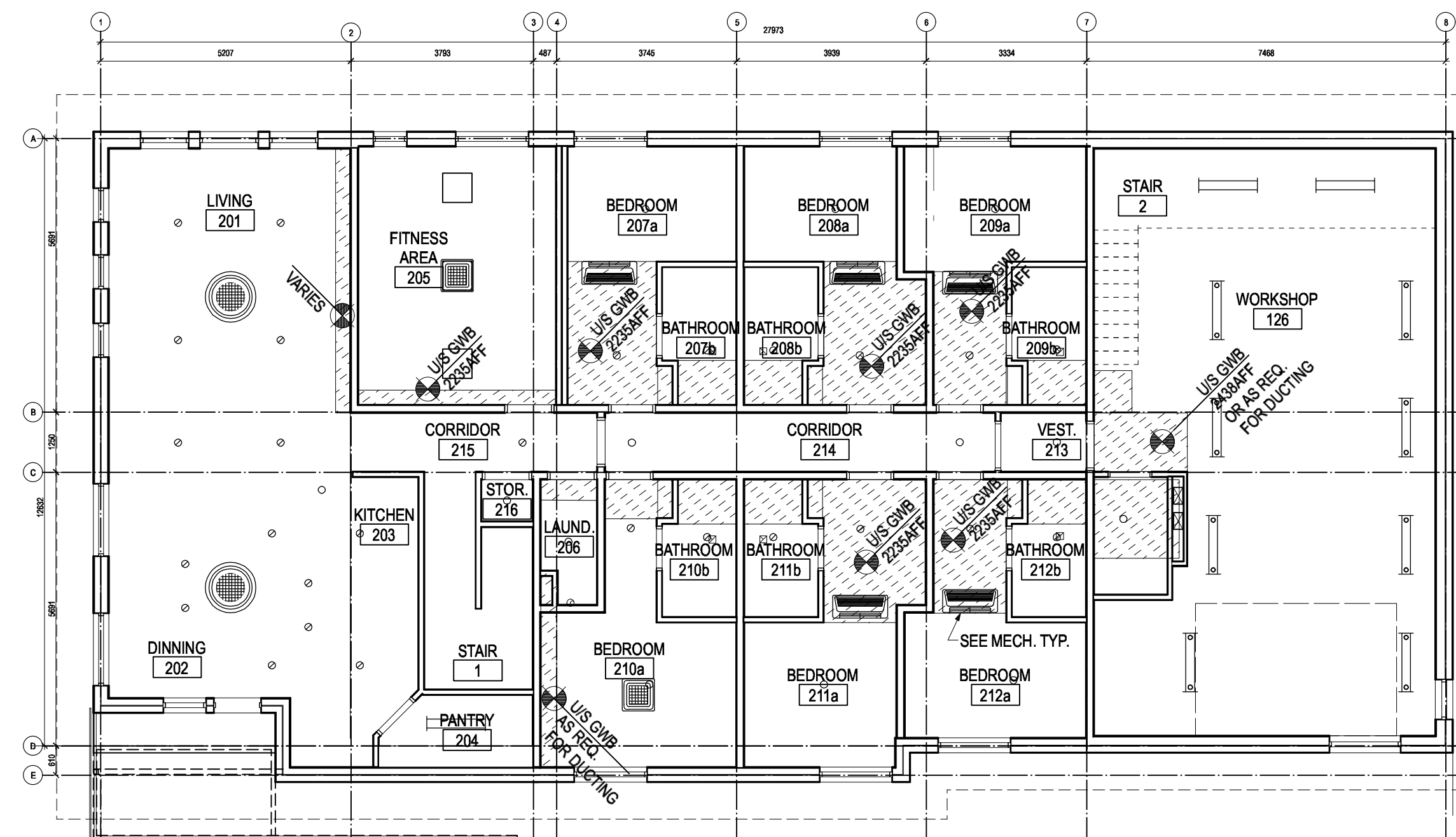
Consultant Signature Box Only
 Designed by/Concept par
RH
 Drawn by/Dessiné par
DS
 PWGSC Project Manager/Administrateur de Projets TPSGC
 --
 PWGSC Regional Manager, Architectural and Engineering Services/
 Gestionnaire régionale, Services d'architectural et de génie, TPSGC
 --

Drawing title/Titre du dessin
**FOUNDATION AND
 ROOF PLAN**

Project No./No. du projet	Sheet/ Feuille	Revision no./ La Révision no.
2017567	A2.03	



1 MAIN FLOOR RCP
 A2.04 SCALE: 1 : 100



2 SECOND FLOOR RCP
 A2.04 SCALE: 1 : 100

Revision/Revision	Description/Description	Date/Date
5	TENDER	2018-12-14
4	100% Review	2018-10-30
3	95% Review	2018-10-11
2	60% Review	2018-07-27
1	Schematic Review	2018-06-27

Client/client
**FISHERIES AND OCEANS,
 REAL PROPERTY,
 SAFETY AND SECURITY**
 VANCOUVER, BC
 200-401 BARRARD ST.

Project title/Titre du projet
VICTORIA SAR STATION
 25 Huron Street, Victoria, B.C.

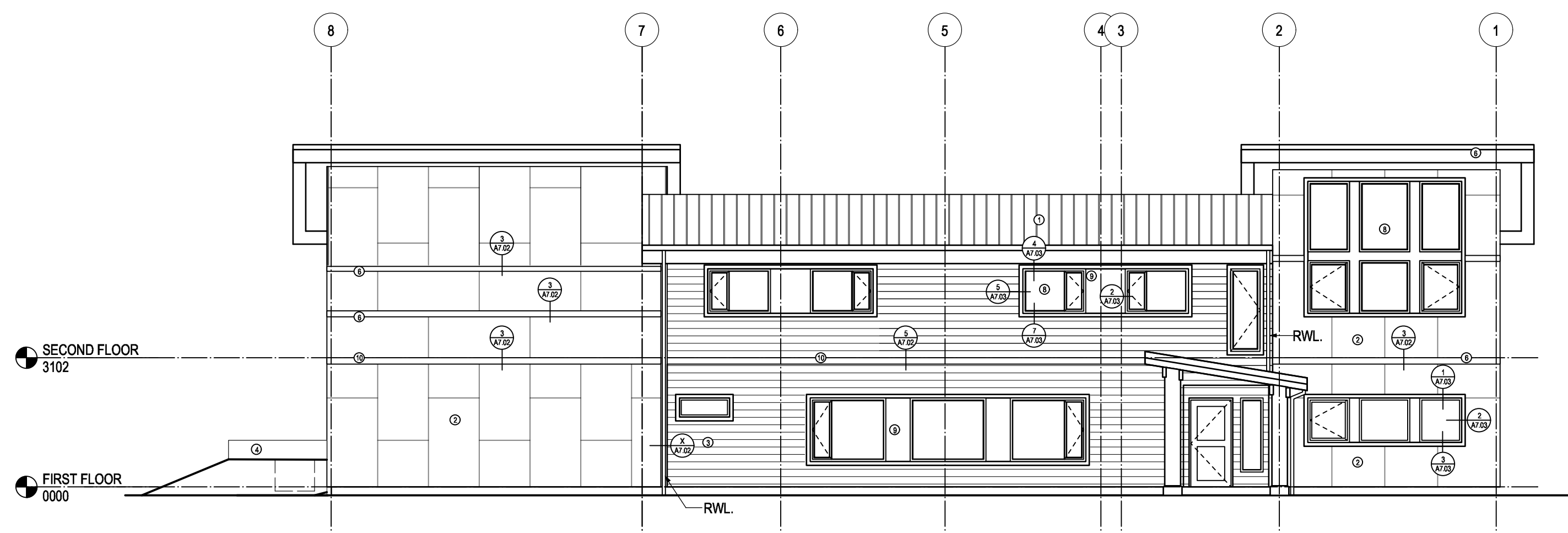
Consultant Signature Box Only
 Designed by/Concept par
RH
 Drawn by/Dessine par
DS
 PWGSC Project Manager/Administrateur de Projets TPSGC
 --
 PWGSC Regional Manager, Architectural and Engineering Services/
 Gestionnaire régionale, Services d'architectural et de génie, TPSGC
 --

Drawing title/Titre du dessin
**MAIN AND SECOND FLOOR
 REFLECTED CEILING PLANS**

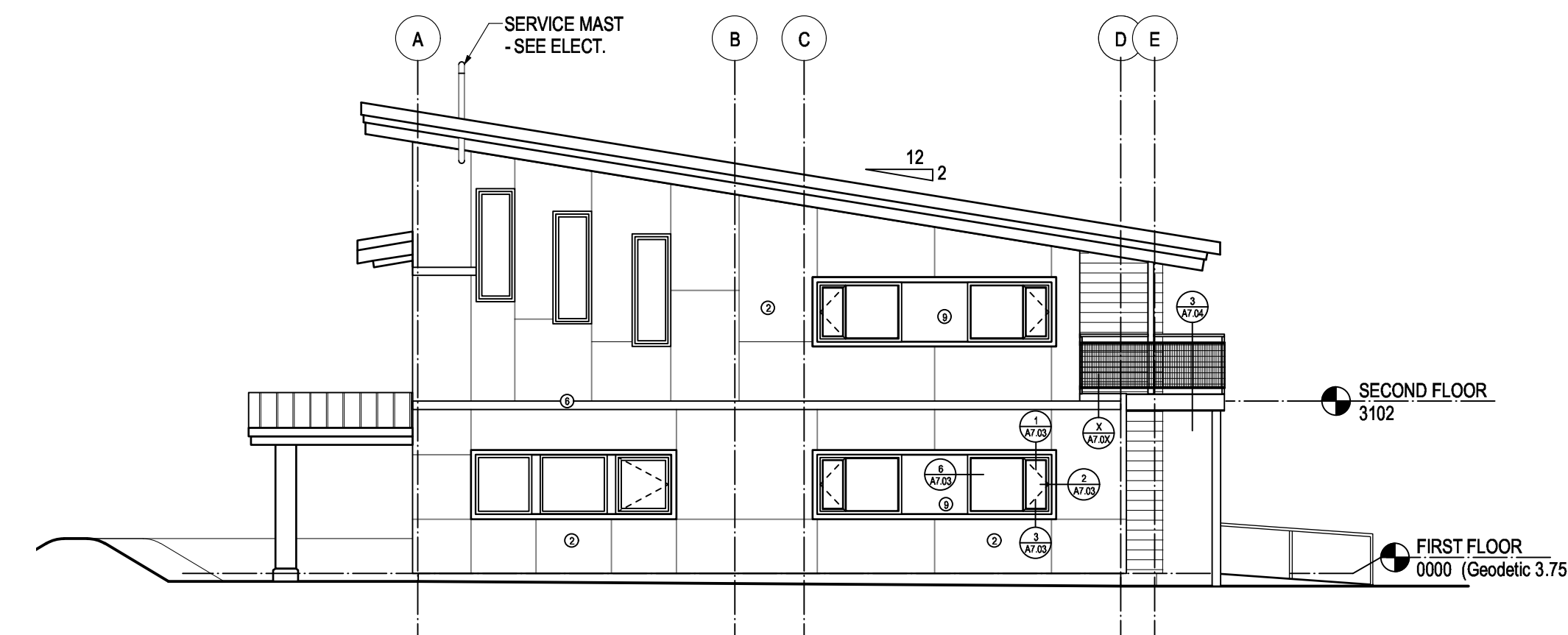
Project No./No. du projet	Sheet/ Feuille	Revision no./ La Révision no.
2017567	A2.04	

KEY NOTES:

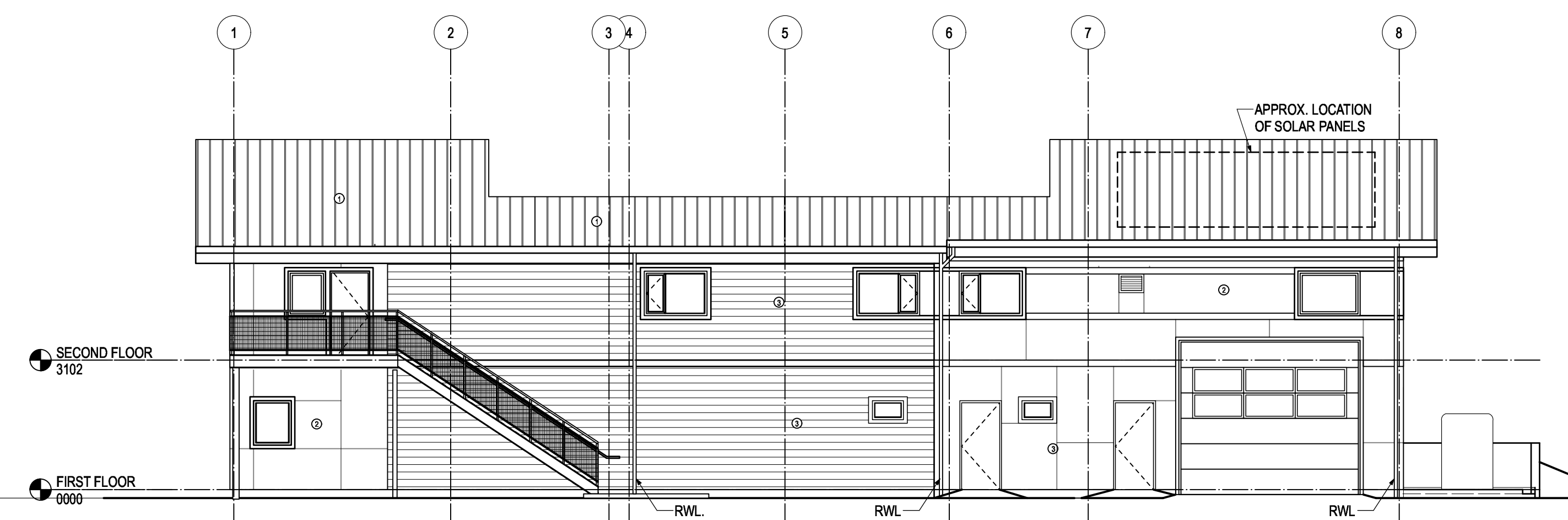
- ① STANDING SEAM METAL ROOF
- ② PHENOLIC PANEL (TRESPA SILVER QUARTZITE)
- ③ PHENOLIC PLANK (TRESPA MYSTIC CEDAR)
- ④ CONCRETE
- ⑤ WOOD
- ⑥ PREFINISHED METAL FLASHING (BLACK)
- ⑦ NOT USED
- ⑧ FIBREGLASS WINDOW
- ⑨ TRESPA PANEL (TRESPA ANTHRACITE GRAY)
- ⑩ PRE-FIN METAL FLASHING (RED)



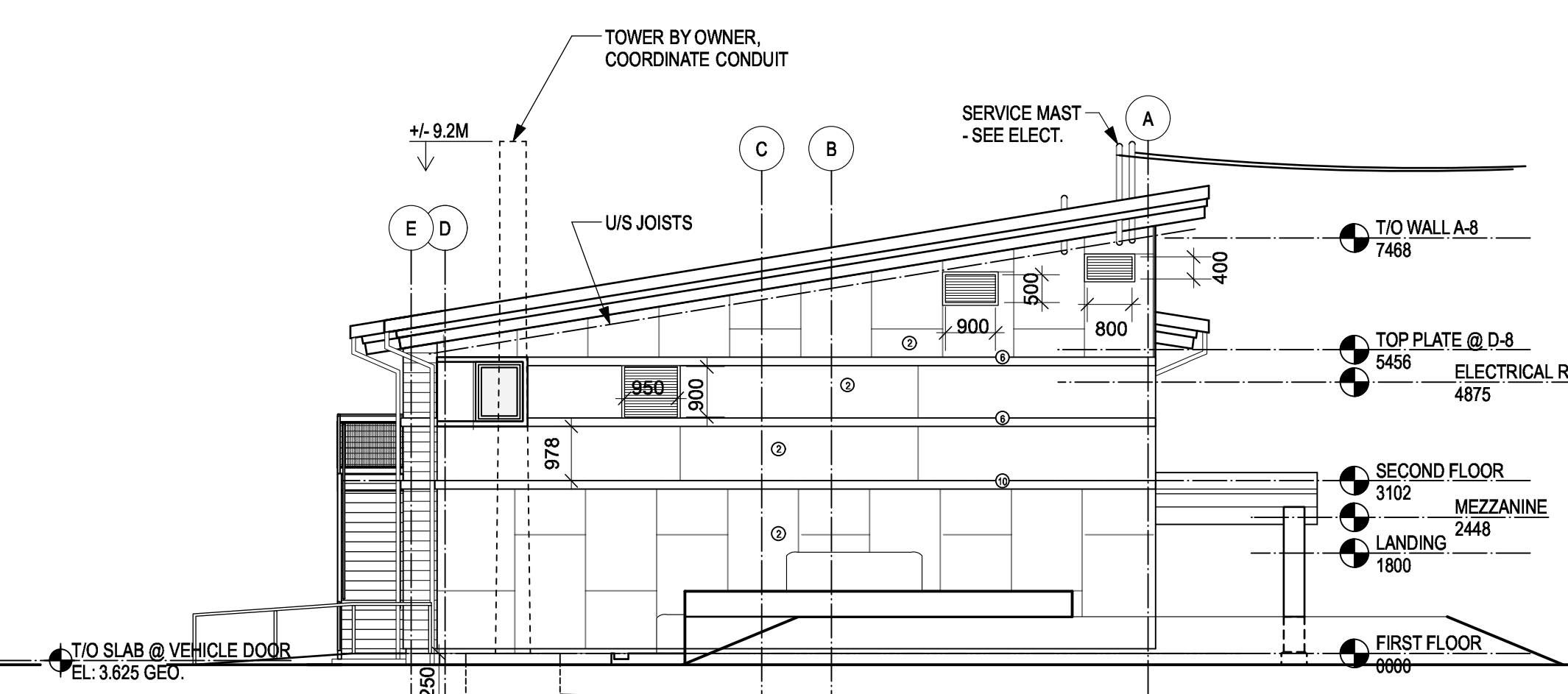
1 EAST ELEVATION (DALLAS RD)
A3.01 SCALE: 1:100



2 NORTH ELEVATION
A3.01 SCALE: 1:100



3 WEST ELEVATION
A3.01 SCALE: 1:100



4 SOUTH ELEVATION
A3.01 SCALE: 1:100

Revision/Revision	Description/Description	Date/Date
5	TENDER	2018-12-14
4	100% Review	2018-10-30
3	95% Review	2018-10-11
2	60% Review	2018-07-27
1	Schematic Review	2018-06-27

Client/client

FISHERIES AND OCEANS,
REAL PROPERTY,
SAFETY AND SECURITY

VANCOUVER, BC
200-401 BURRARD ST.

Project title/Titre du projet

VICTORIA SAR
STATION

25 Huron Street, Victoria, B.C.

Consultant Signature Box Only

Designed by/Concept par
RH

Drawn by/Dessiné par
DS

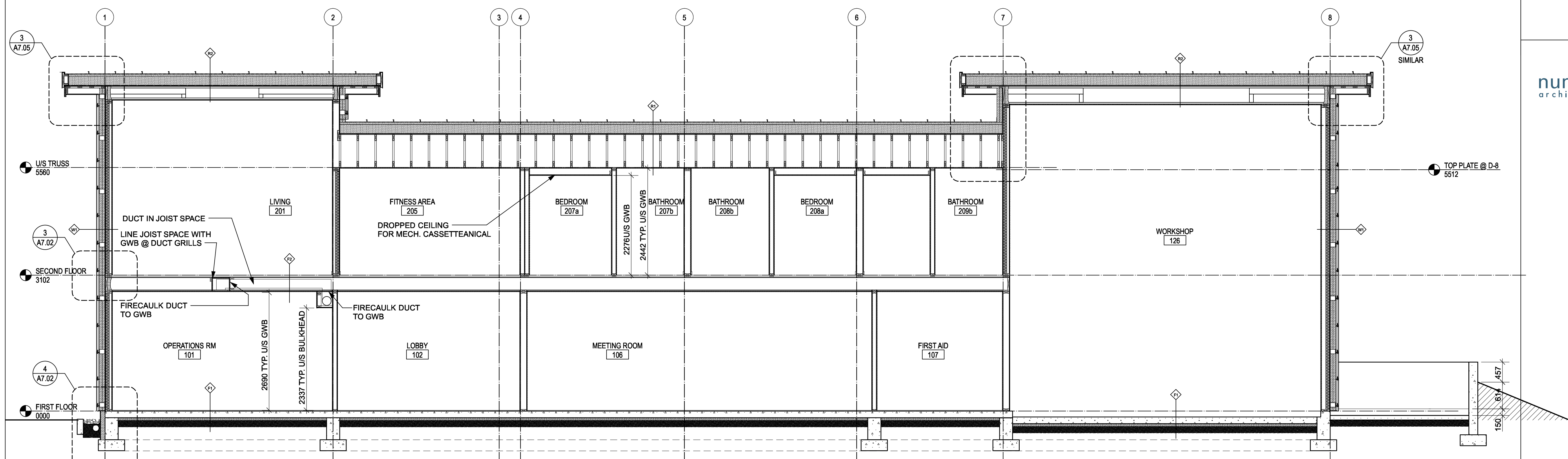
PWGSC Project Manager/Administrateur de Projets TPSSC

PWGSC Regional Manager, Architectural and Engineering Services/
Gestionnaire Régional, Services d'architecture et de génie, TPSSC

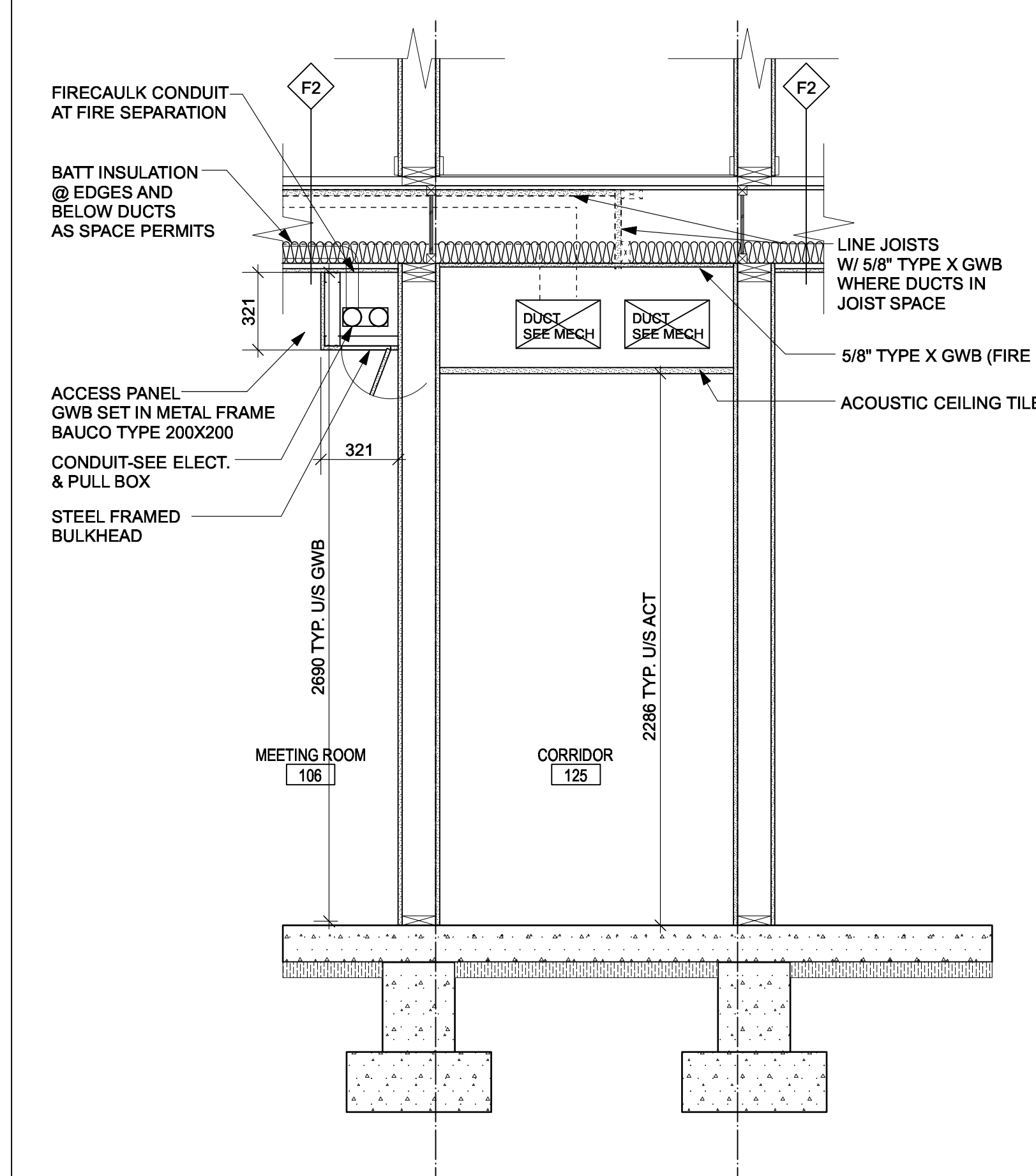
Drawing title/Titre du dessin

ELEVATIONS

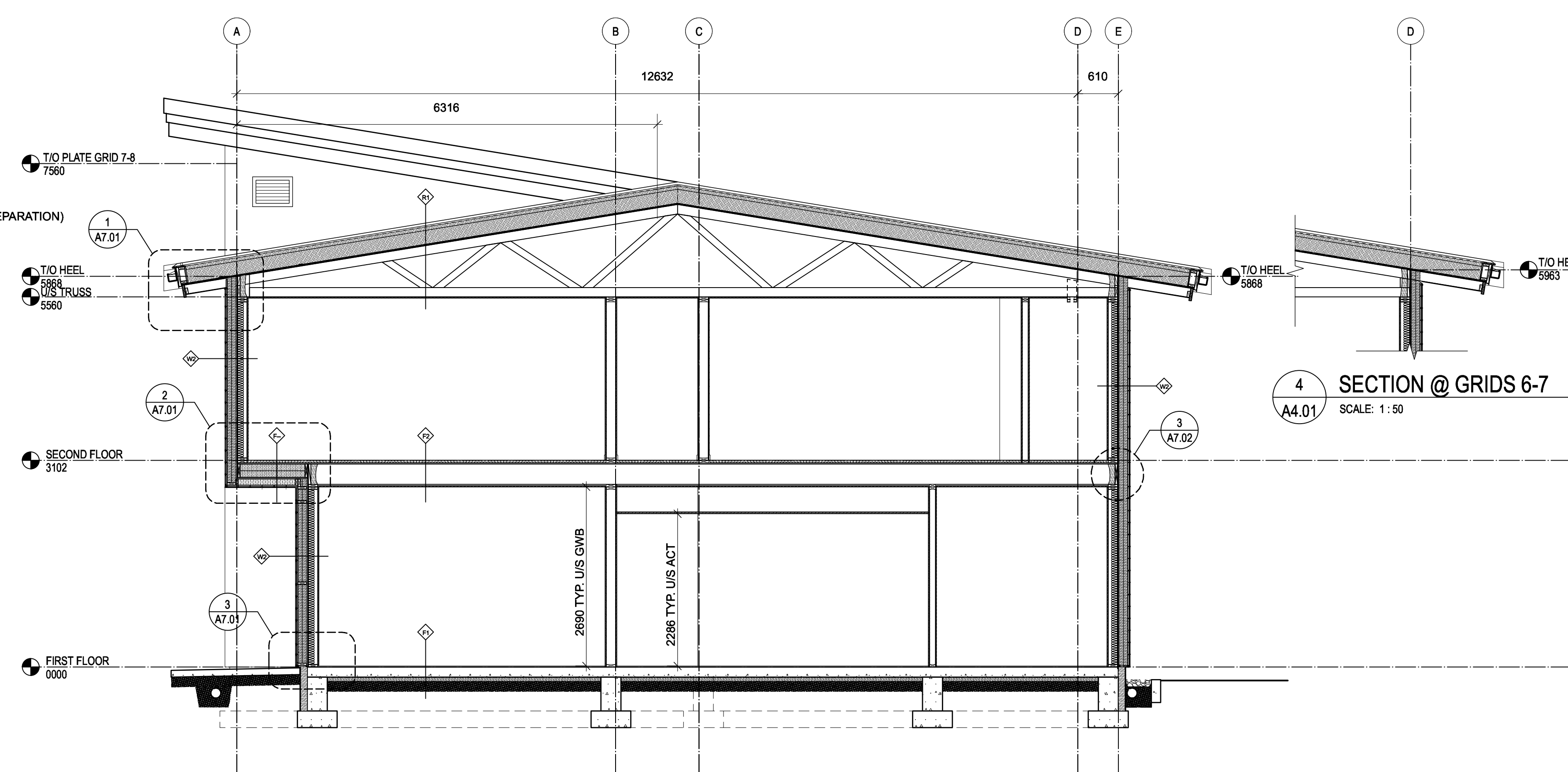
Project No./No. du projet	Sheet/ Feuille	Revision no./ La Révision no.
2017567	A3.01	



1 SECTION N/S
A4.01 SCALE: 1:50



3 CORRIDOR SECTION
A4.01 SCALE: 1:20



2 SECTION TRUSS E/W
A4.01 SCALE: 1:50

4 SECTION @ GRIDS 6-7
A4.01 SCALE: 1:50

Revision/Revision	Description/Description	Date/Date
5	TENDER	2018-12-14
4	100% Review	2018-10-30
3	95% Review	2018-10-11
2	60% Review	2018-07-27
1	Schematic Review	2018-06-27

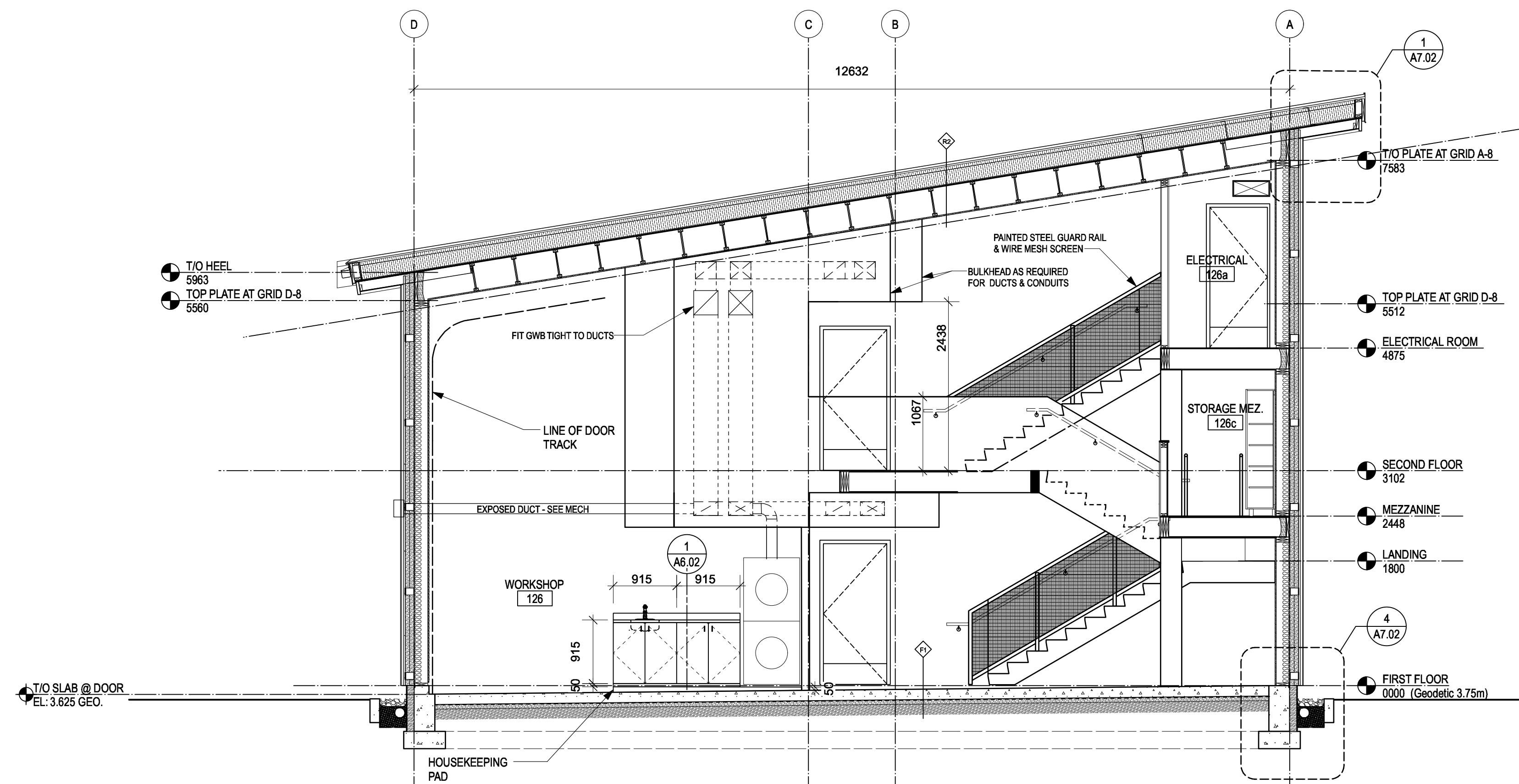
Client/client
**FISHERIES AND OCEANS,
REAL PROPERTY,
SAFETY AND SECURITY**
VANCOUVER, BC
200-401 BURRARD ST.

Project title/Titre du projet
VICTORIA SAR STATION
25 Huron Street, Victoria, B.C.

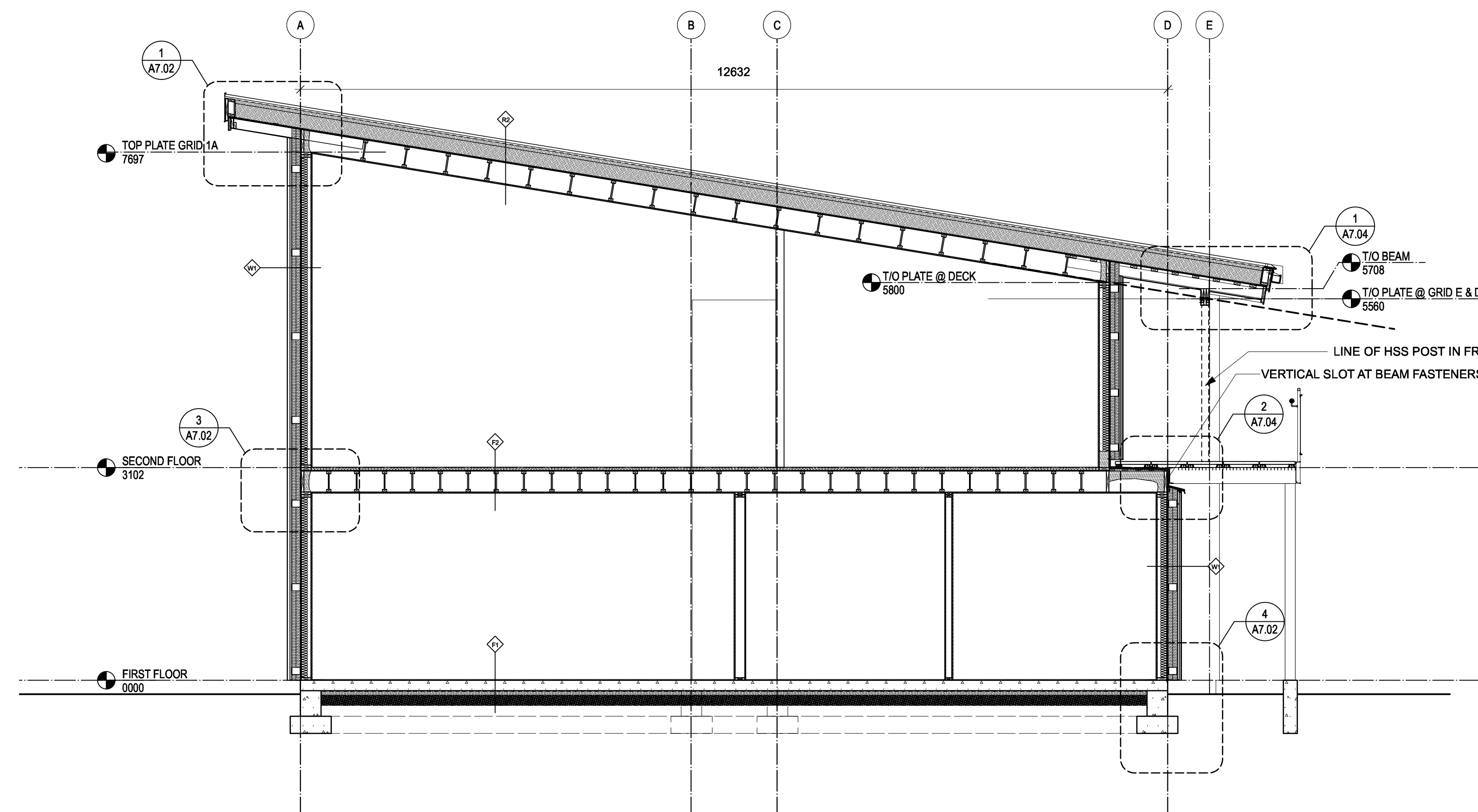
Consultant Signature Box Only
Designed by/Concept par
RH
Drawn by/Dessiné par
DS
PWGSC Project Manager/Administrateur de Projets TPSGC
--
PWGSC Regional Manager, Architectural and Engineering Services/
Gestionnaire régionale, Services d'architecture et de génie, TPSGC
--

Drawing title/Titre du dessin
BUILDING SECTIONS

Project No./No. du projet	Sheet/ Feuille	Revision no./ La Révision no.
2017567	A4.01	



1 SECTION
A4.02 SCALE: 1:50



2 SECTION VAULTED CEILING
A4.02 SCALE: 1:50

5	TENDER	2018-12-14
4	100% Review	2018-10-30
3	95% Review	2018-10-11
2	60% Review	2018-07-27
1	Schematic Review	2018-06-27
Revision/Revision	Description/Description	Date/Date

Client/client

**FISHERIES AND OCEANS,
REAL PROPERTY,
SAFETY AND SECURITY**

**VANCOUVER, BC
200-401 BURRARD ST.**

Project title/Titre du projet

**VICTORIA SAR
STATION**

25 Huron Street, Victoria, B.C.

Consultant Signature Box Only

Designed by/Concept par
RH

Drawn by/Dessiné par
DS

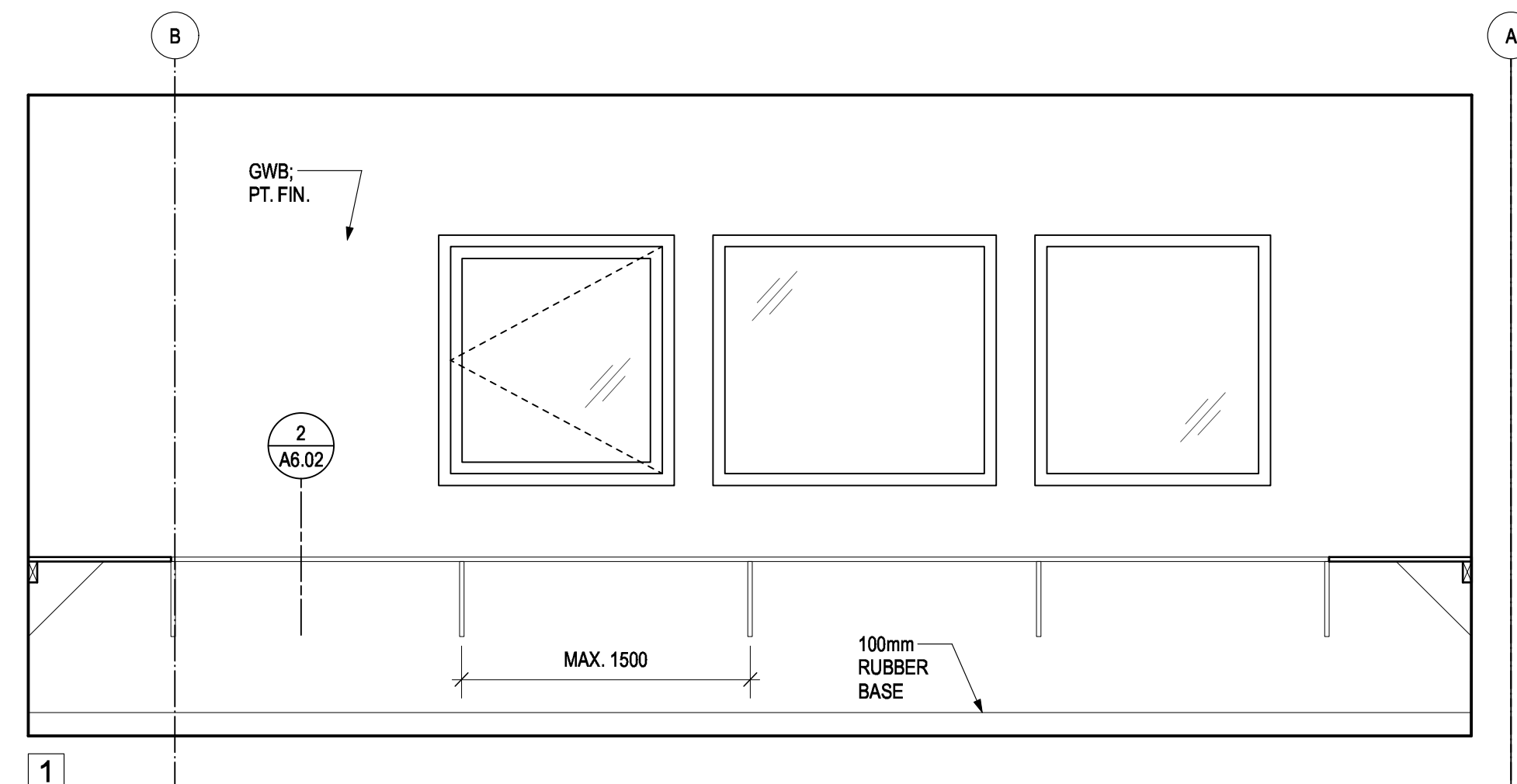
PWGSC Project Manager/Administrateur de Projets TPSGC
--

PWGSC Regional Manager, Architectural and Engineering Services/
Gestionnaire régionale, Services d'architecture et de génie, TPSGC
--

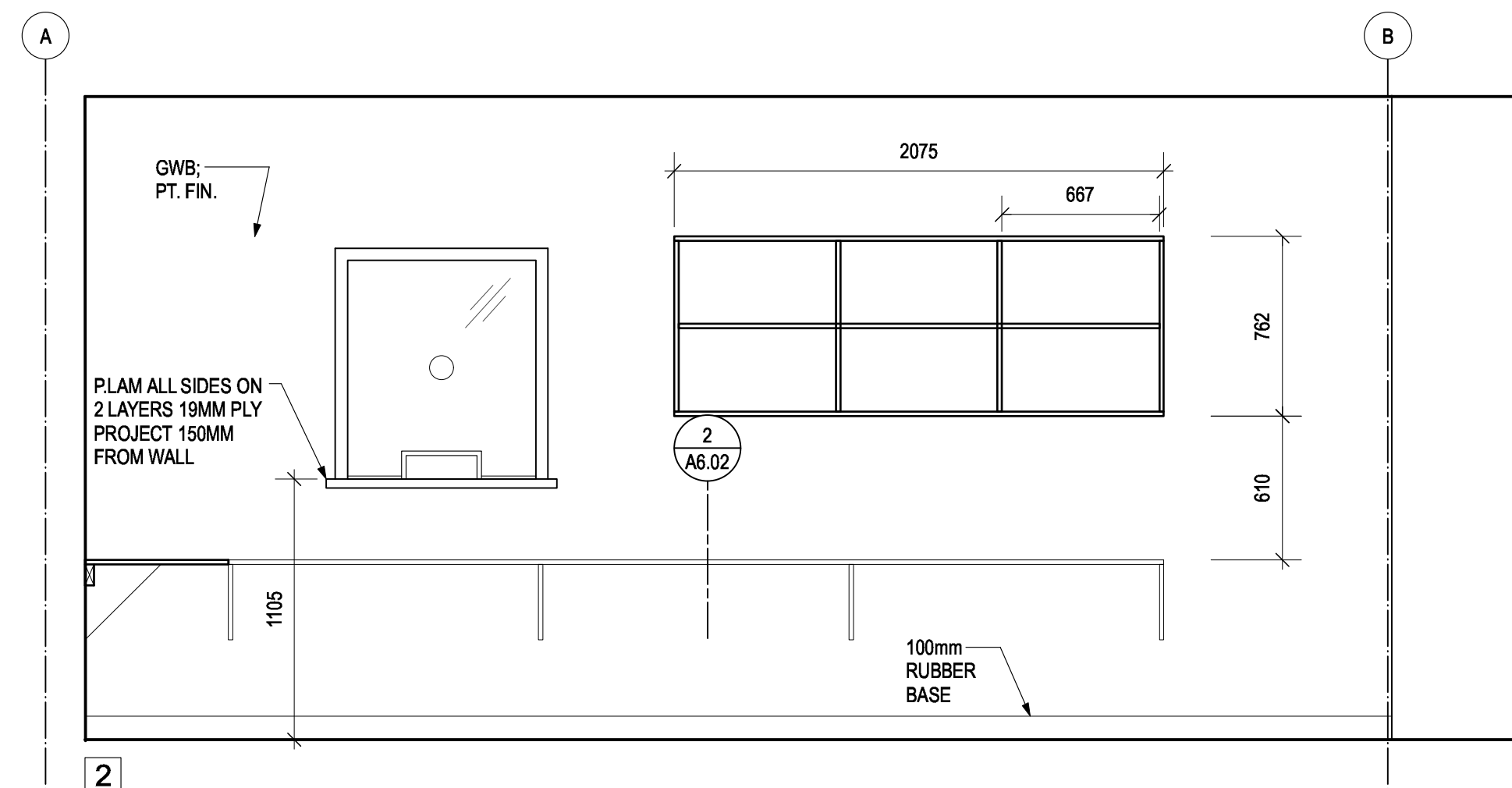
Drawing title/Titre du dessin

BUILDING SECTIONS

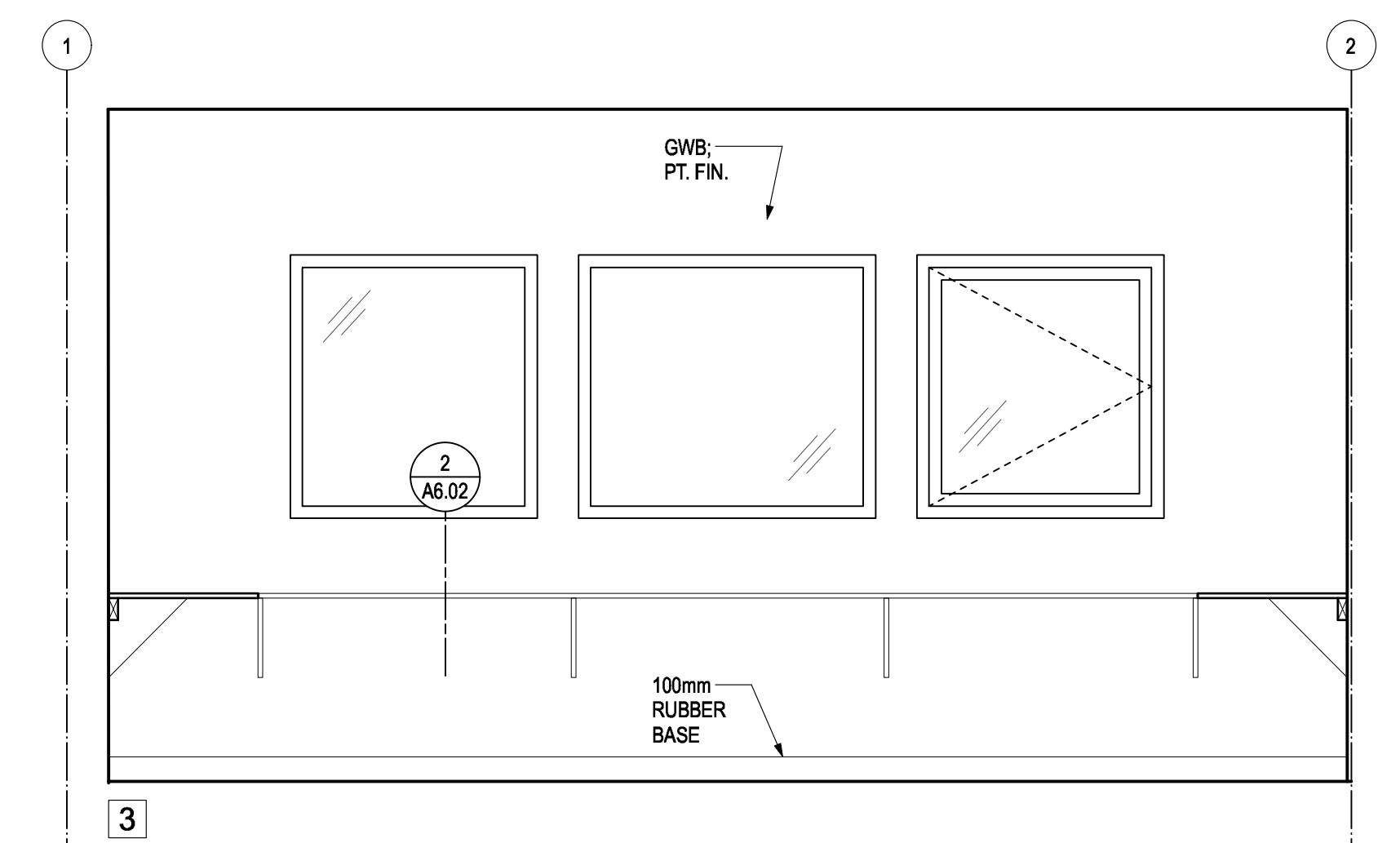
Project No./No. du projet	Sheet/ Feuille	Revision no./ La Révision no.
2017567	A4.02	



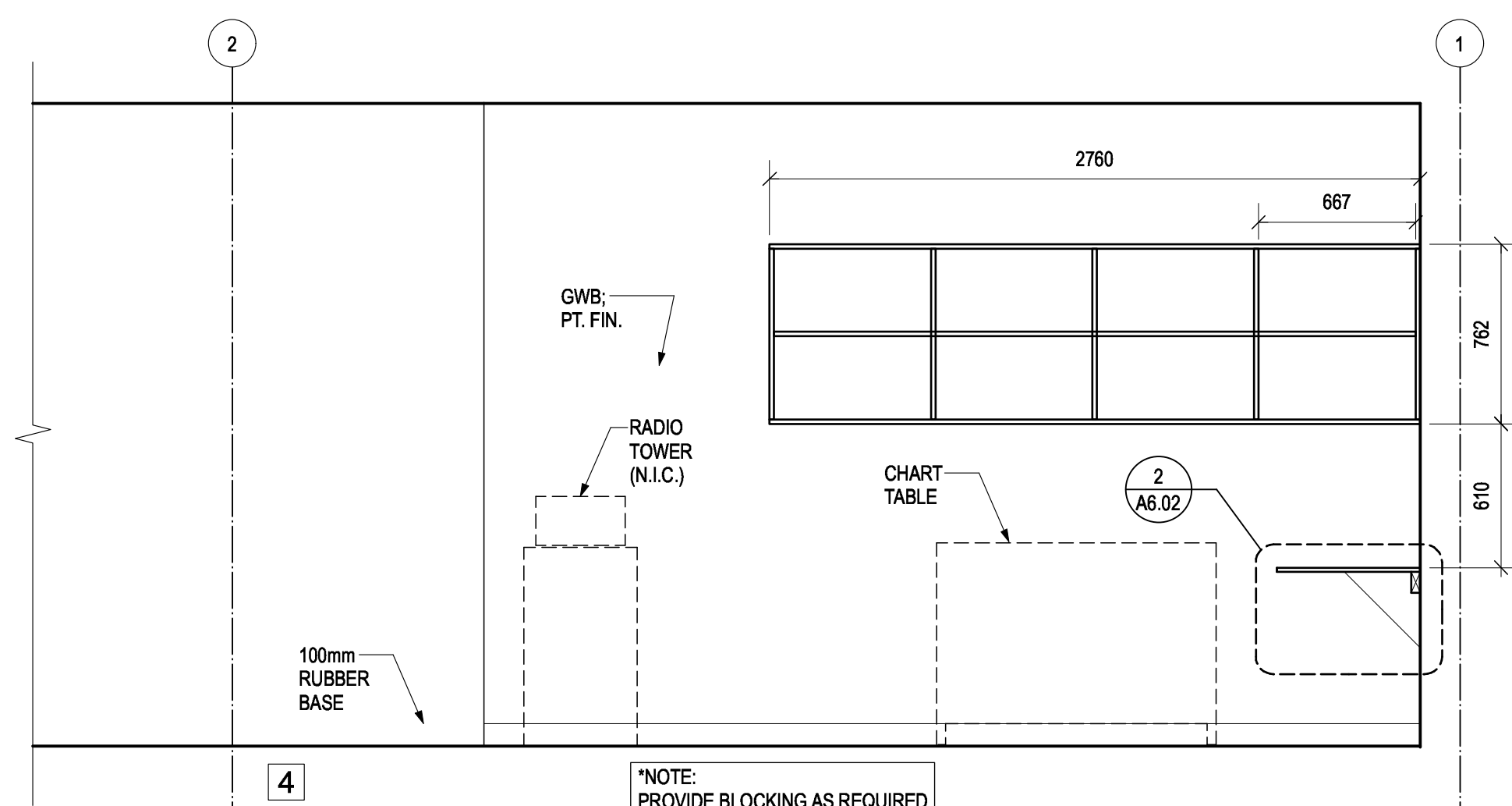
1 OPERATIONS ROOM 101
A5.01 SCALE: 1:25



2 OPERATIONS ROOM 101
A5.01 SCALE: 1:25

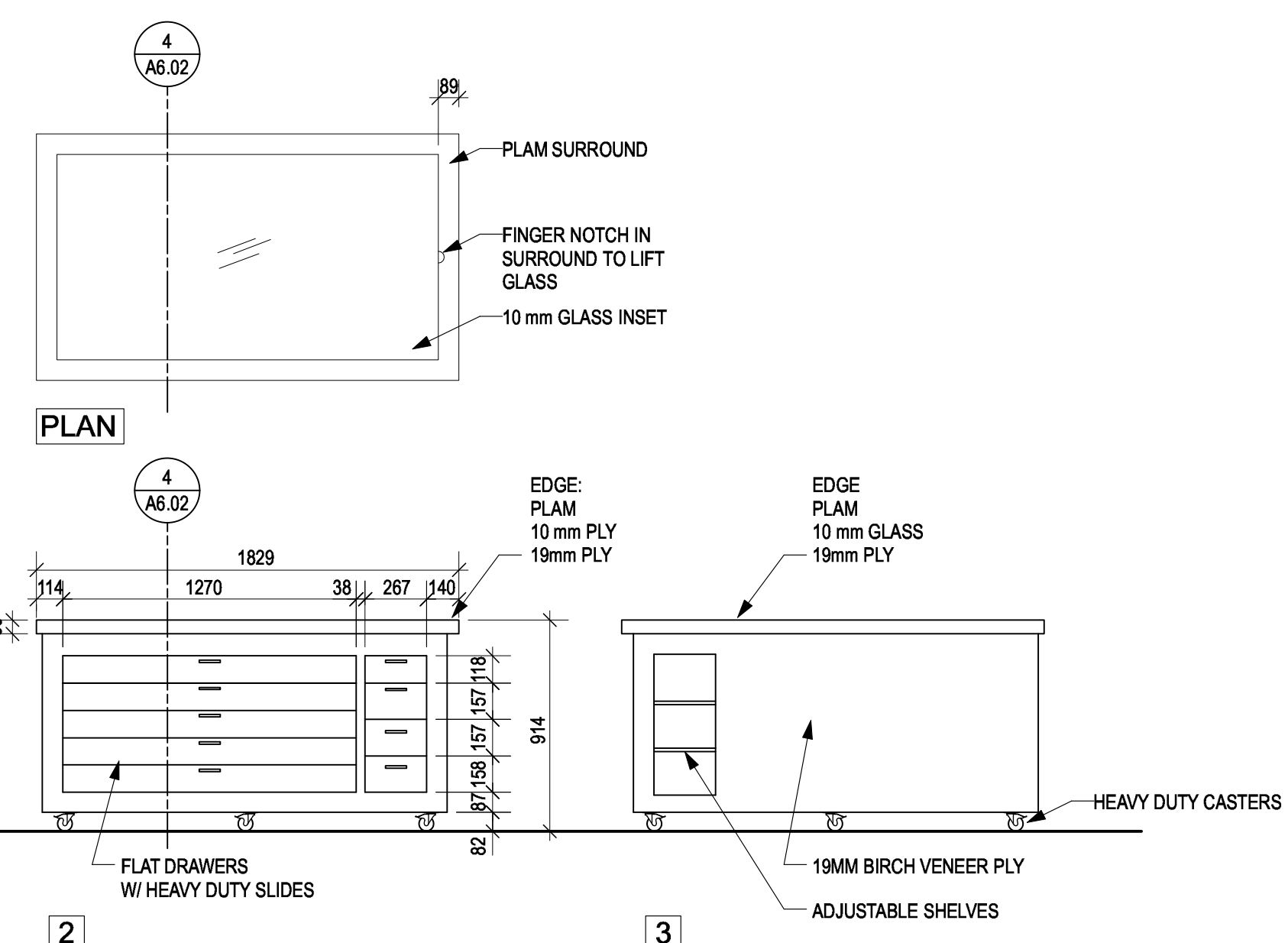


3 OPERATIONS ROOM 101
A5.01 SCALE: 1:25

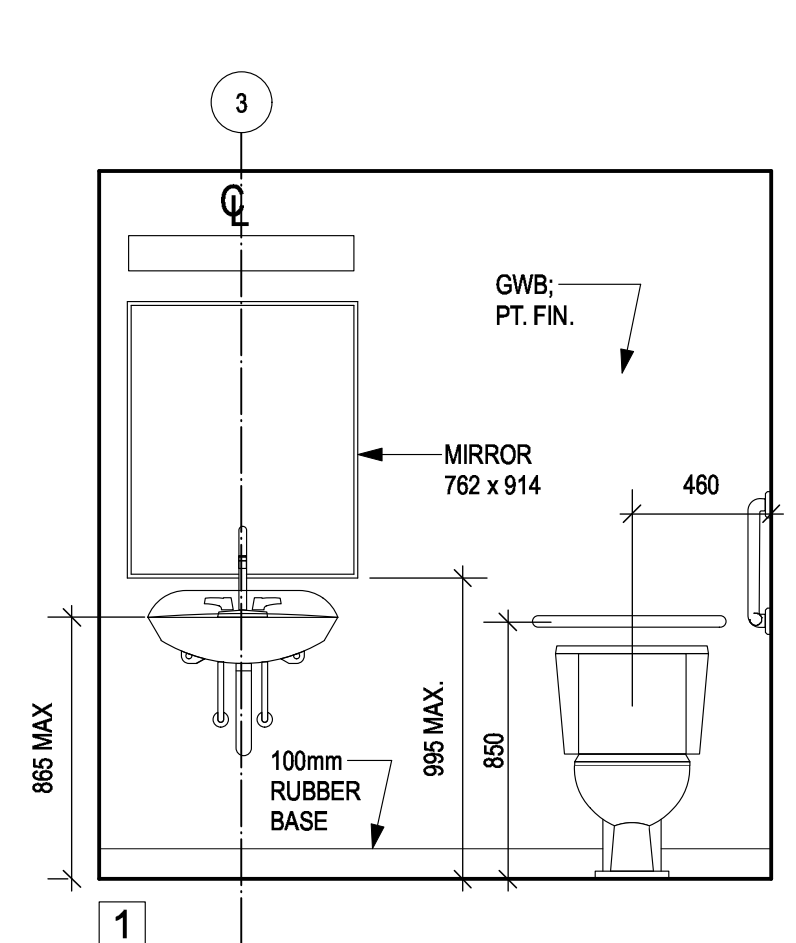


4 OPERATIONS ROOM 101
A5.01 SCALE: 1:25

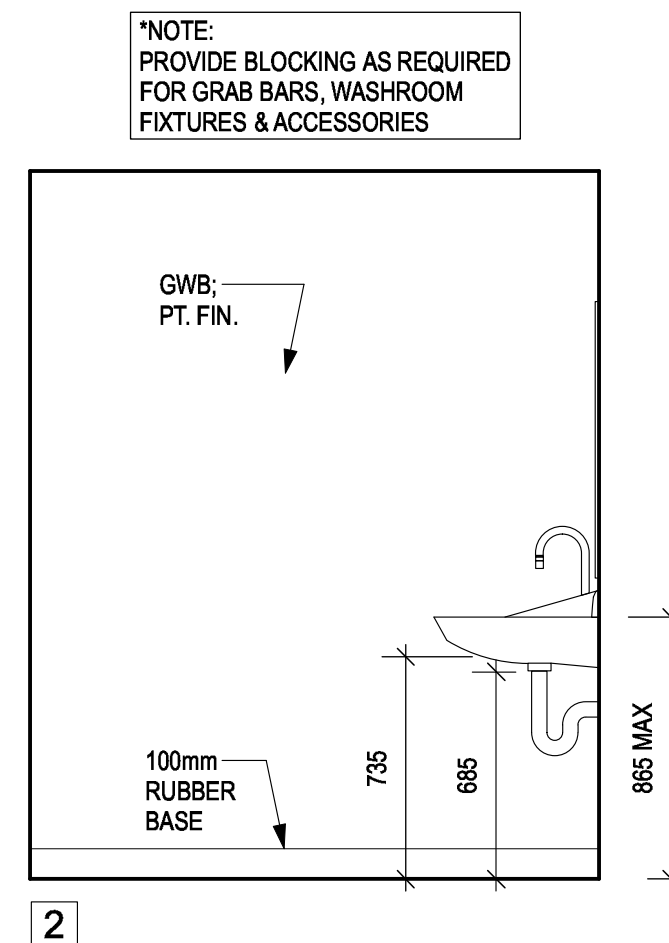
*NOTE: PROVIDE BLOCKING AS REQUIRED FOR SHELVING - TYP.



2 CHART TABLE
A5.01 SCALE: 1:25

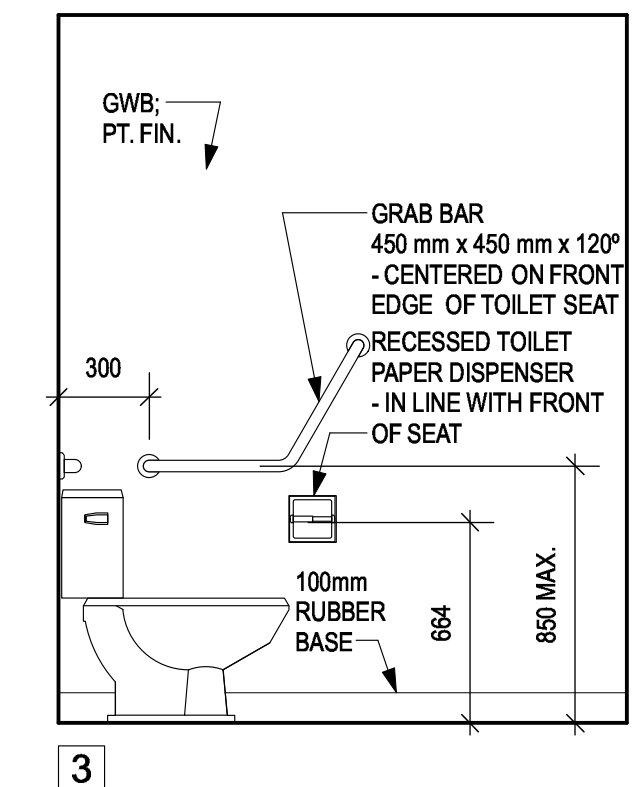


3 ACC. W/C 103
A5.01 SCALE: 1:25



4 ACC. W/C 103
A5.01 SCALE: 1:25

*NOTE: PROVIDE BLOCKING AS REQUIRED FOR GRAB BARS, WASHROOM FIXTURES & ACCESSORIES



5 ACC. W/C 103
A5.01 SCALE: 1:25

Revision/Revision	Description/Description	Date/Date
5	TENDER	2018-12-14
4	100% Review	2018-10-30
3	95% Review	2018-10-11
2	80% Review	2018-07-27
1	Schematic Review	2018-06-27

FISHERIES AND OCEANS,
REAL PROPERTY,
SAFETY AND SECURITY
VANCOUVER, BC
200-401 BURRARD ST.

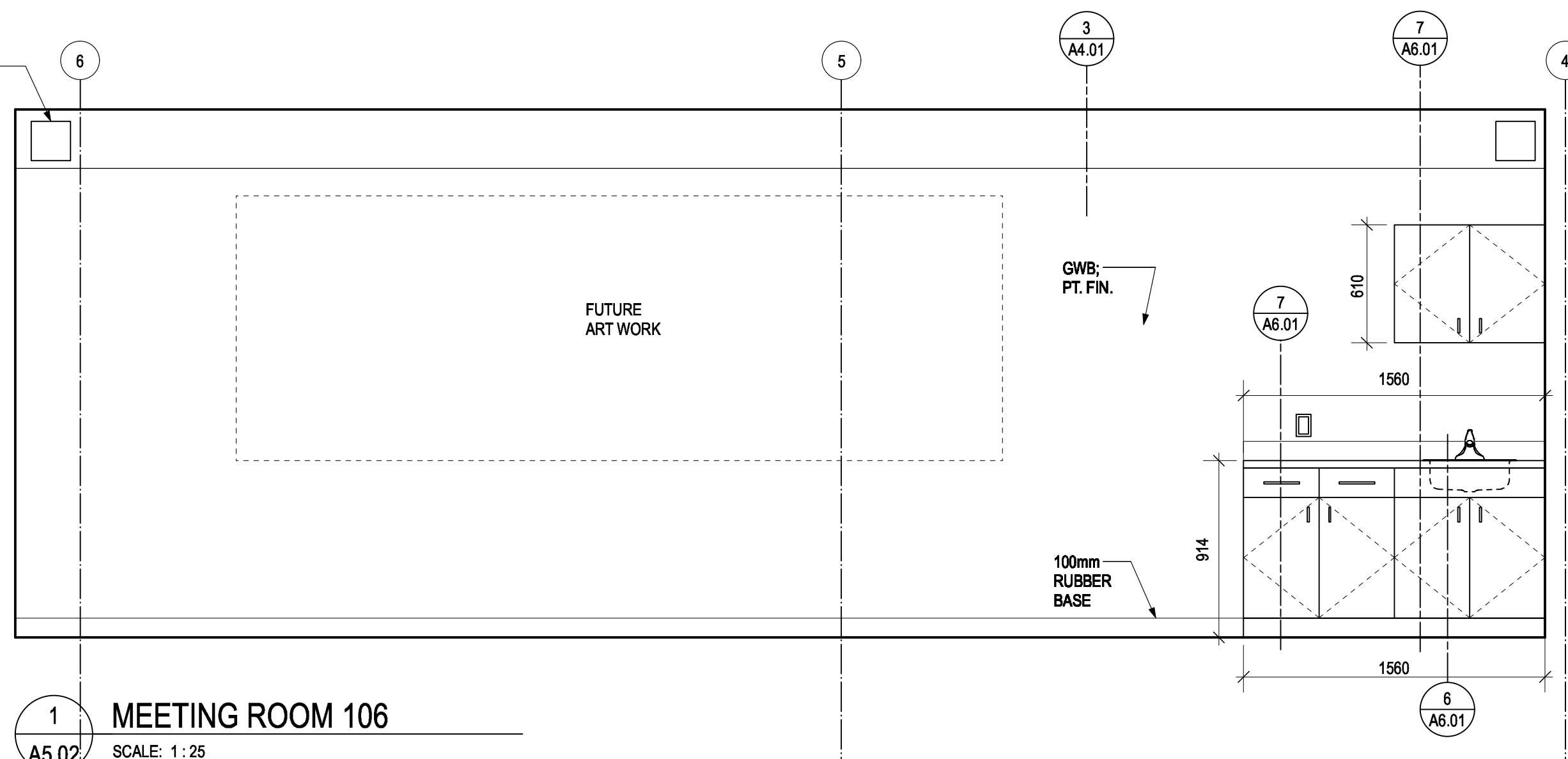
Project title/Titre du projet
VICTORIA SAR STATION
25 Huron Street, Victoria, B.C.

Consultant Signature Box Only
Designed by/Concept par
RH
Drawn by/Dessiné par
DS
PWGSC Project Manager/Administrateur de Projets TPSGC
PWGSC Regional Manager, Architectural and Engineering Services/
Gestionnaire Régionale, Services d'architectural et de génie, TPSGC

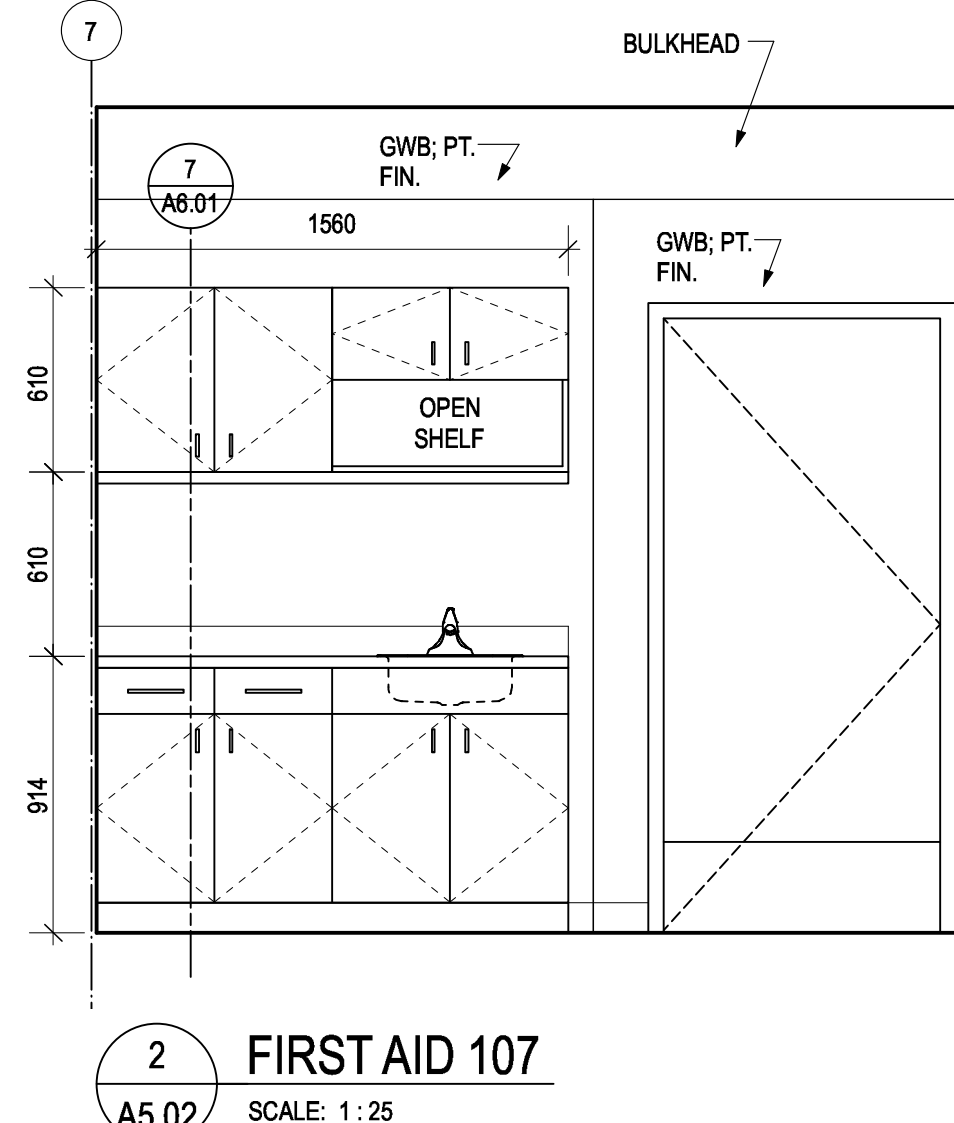
Drawing title/Titre du dessin
INTERIOR ELEVATIONS

Project No./No. du projet	Sheet/ Feuille	Revision no./ La Révision no.
2017567	A5.01	

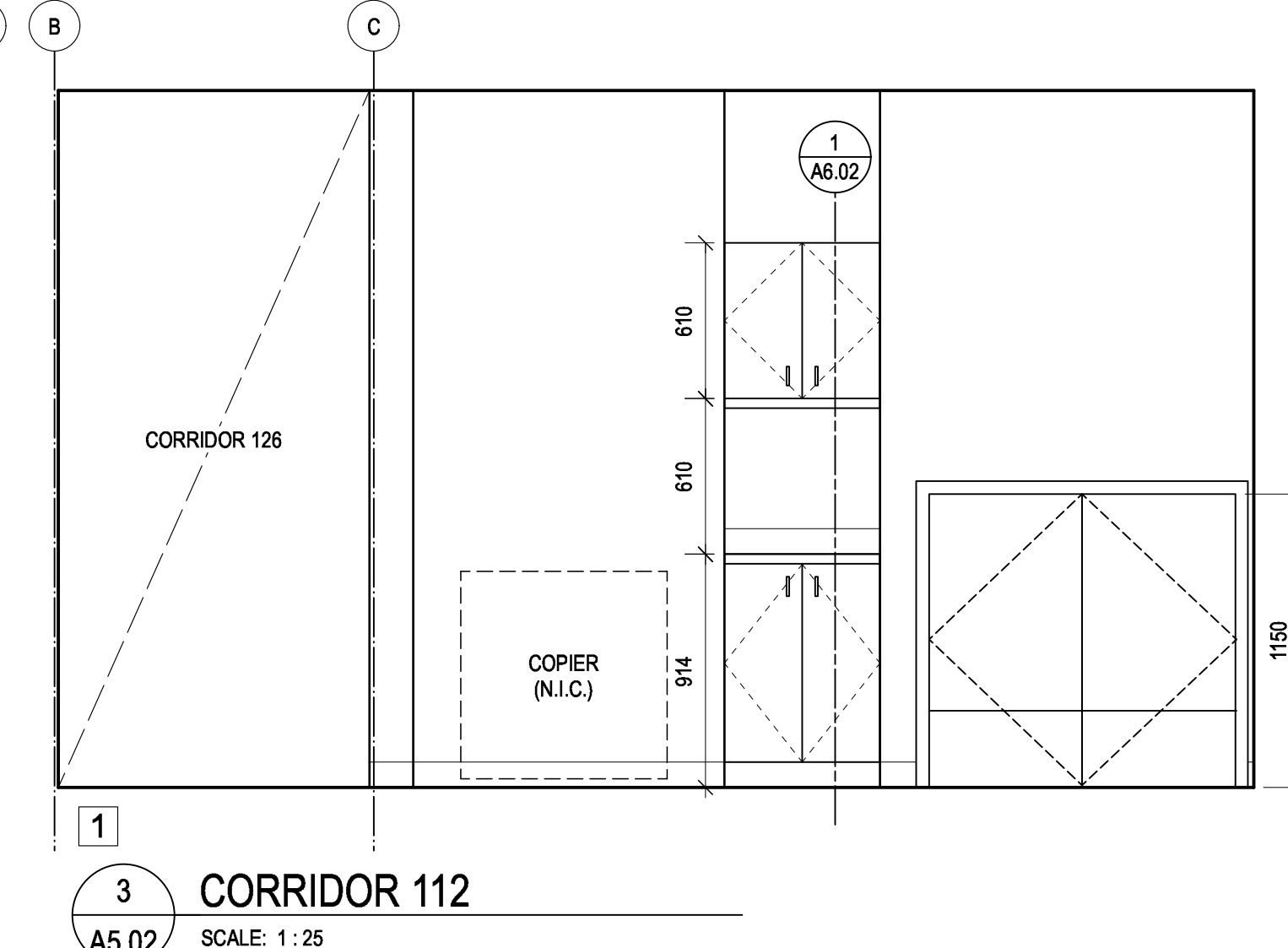
CONDUIT ACCESS HATCH -SEE ELECT. FOR LOCATIONS



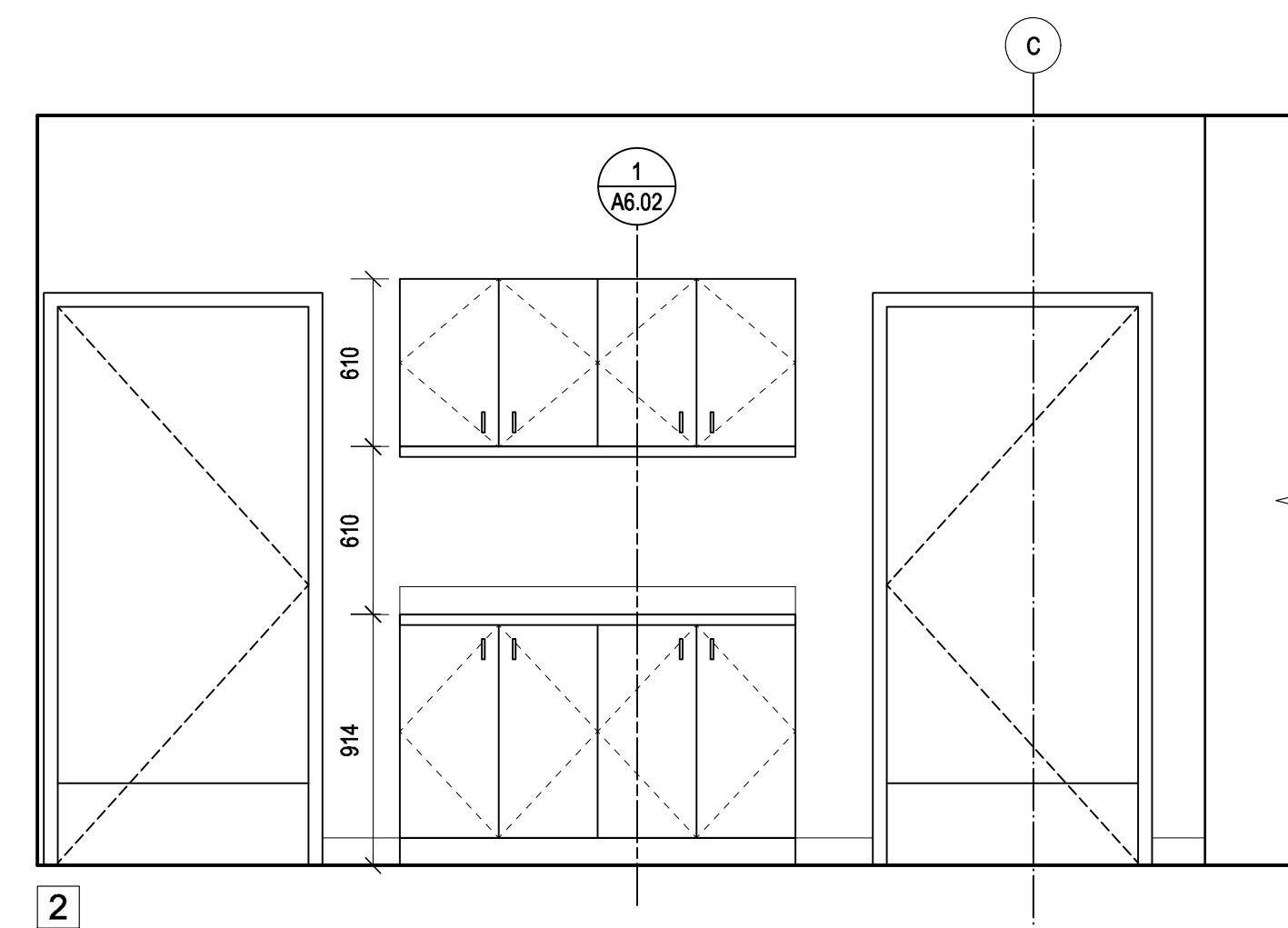
1 MEETING ROOM 106
A5.02 SCALE: 1:25



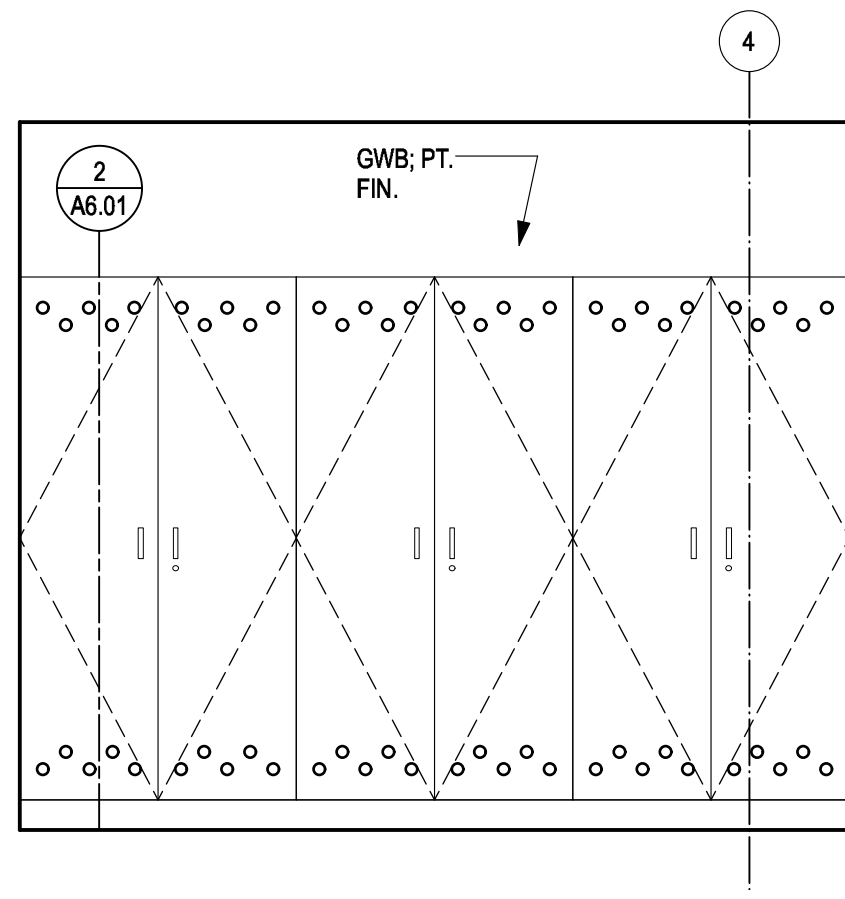
2 FIRST AID 107
A5.02 SCALE: 1:25



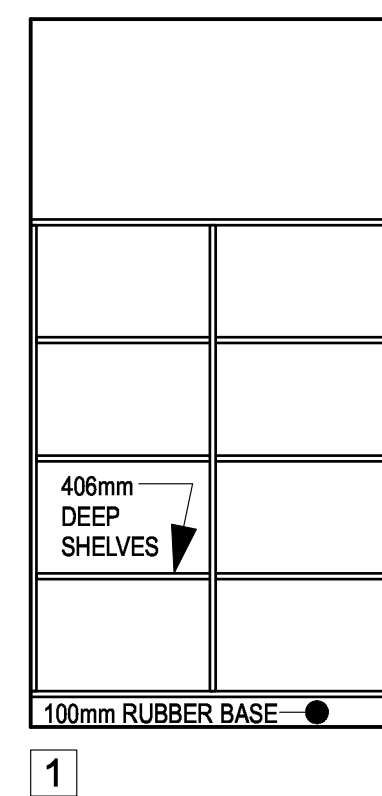
3 CORRIDOR 112
A5.02 SCALE: 1:25



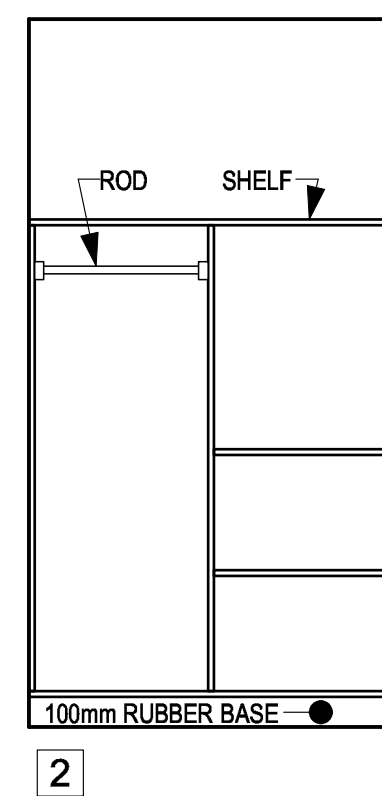
2



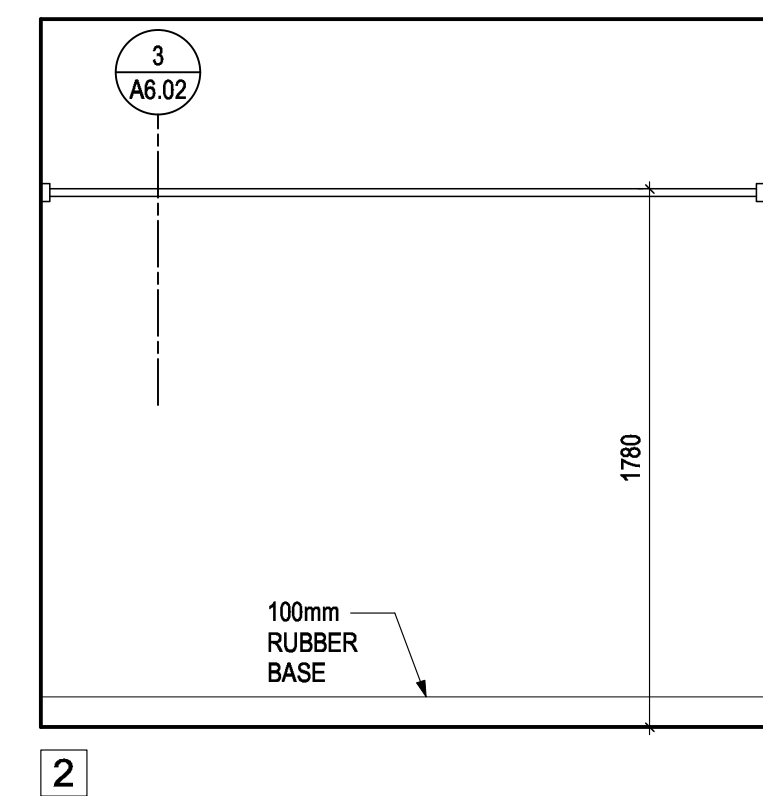
4 CHANGE ROOM 116
A5.02 SCALE: 1:25



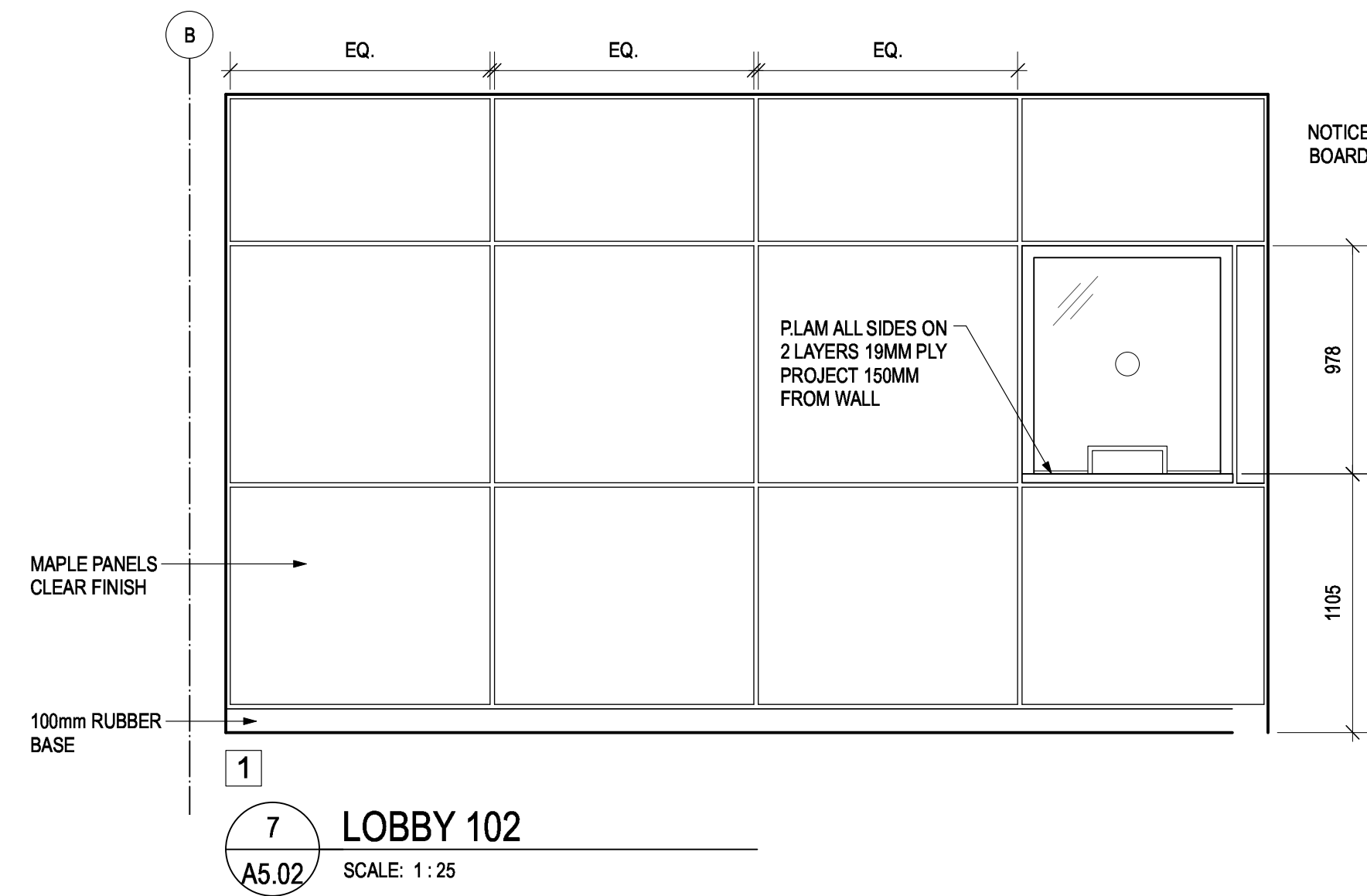
5 SECURE STORAGE 121
A5.02 SCALE: 1:25



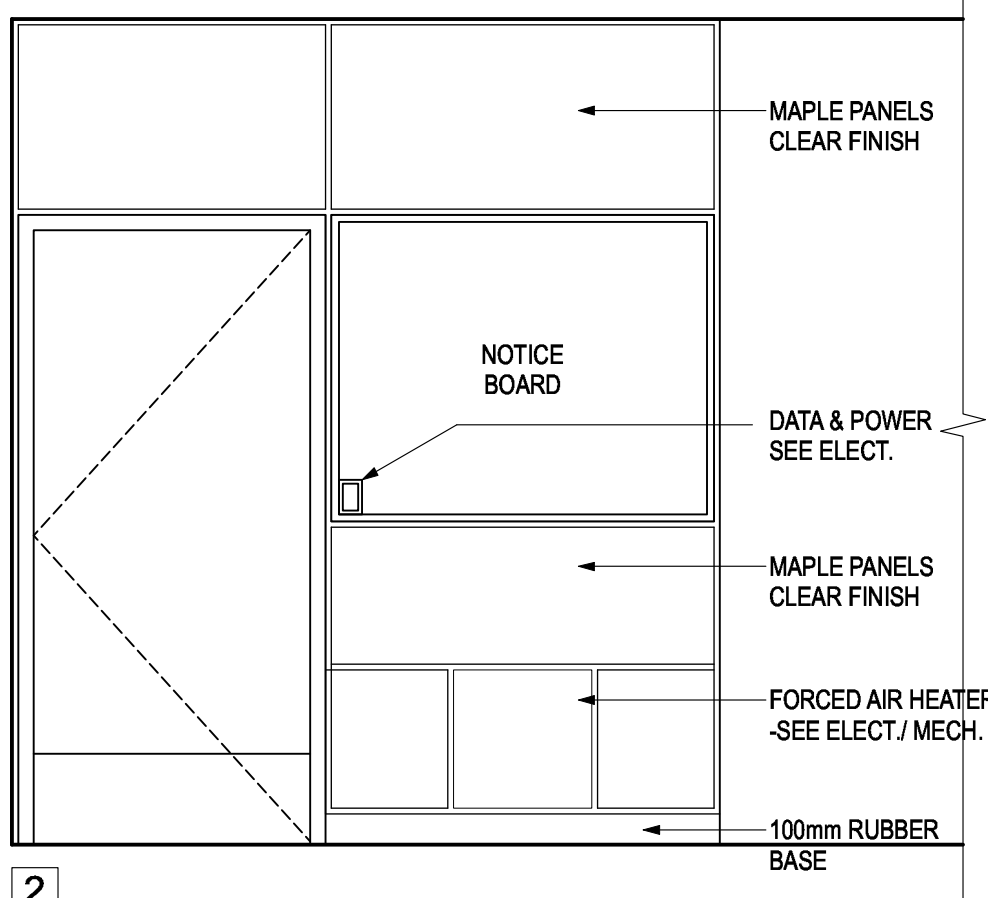
6 GEAR STORAGE 122
A5.02 SCALE: 1:25



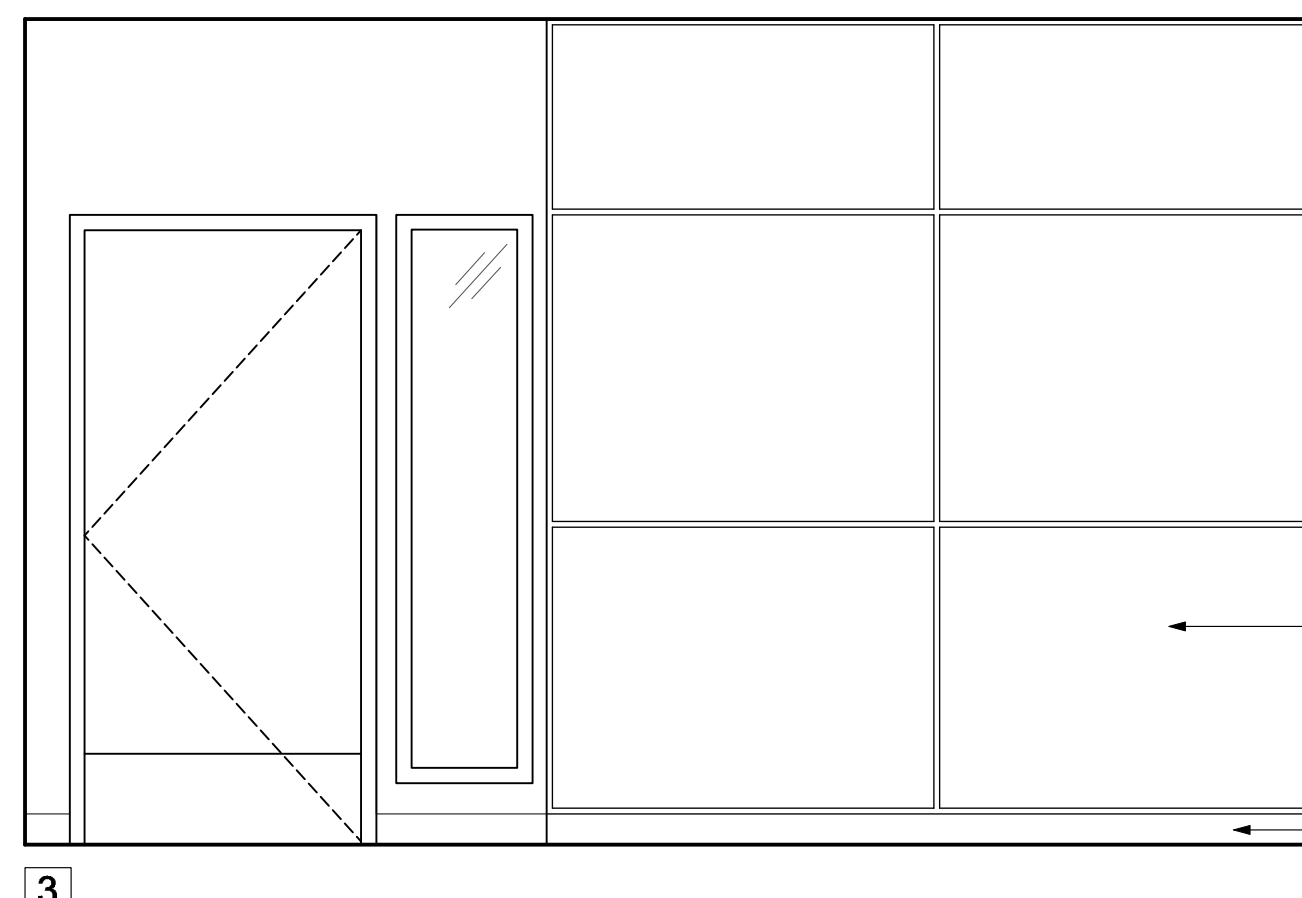
2



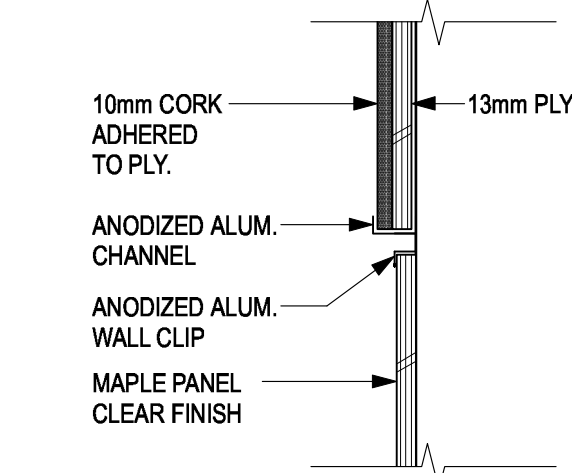
7 LOBBY 102
A5.02 SCALE: 1:25



2



3



8 NOTICE BOARD DETAIL
A5.02 SCALE: 1:5

Revision/Revision	Description/Description	Date/Date
5	TENDER	2018-12-14
4	100% Review	2018-10-30
3	95% Review	2018-10-11
2	80% Review	2018-07-27
1	Schematic Review	2018-06-27

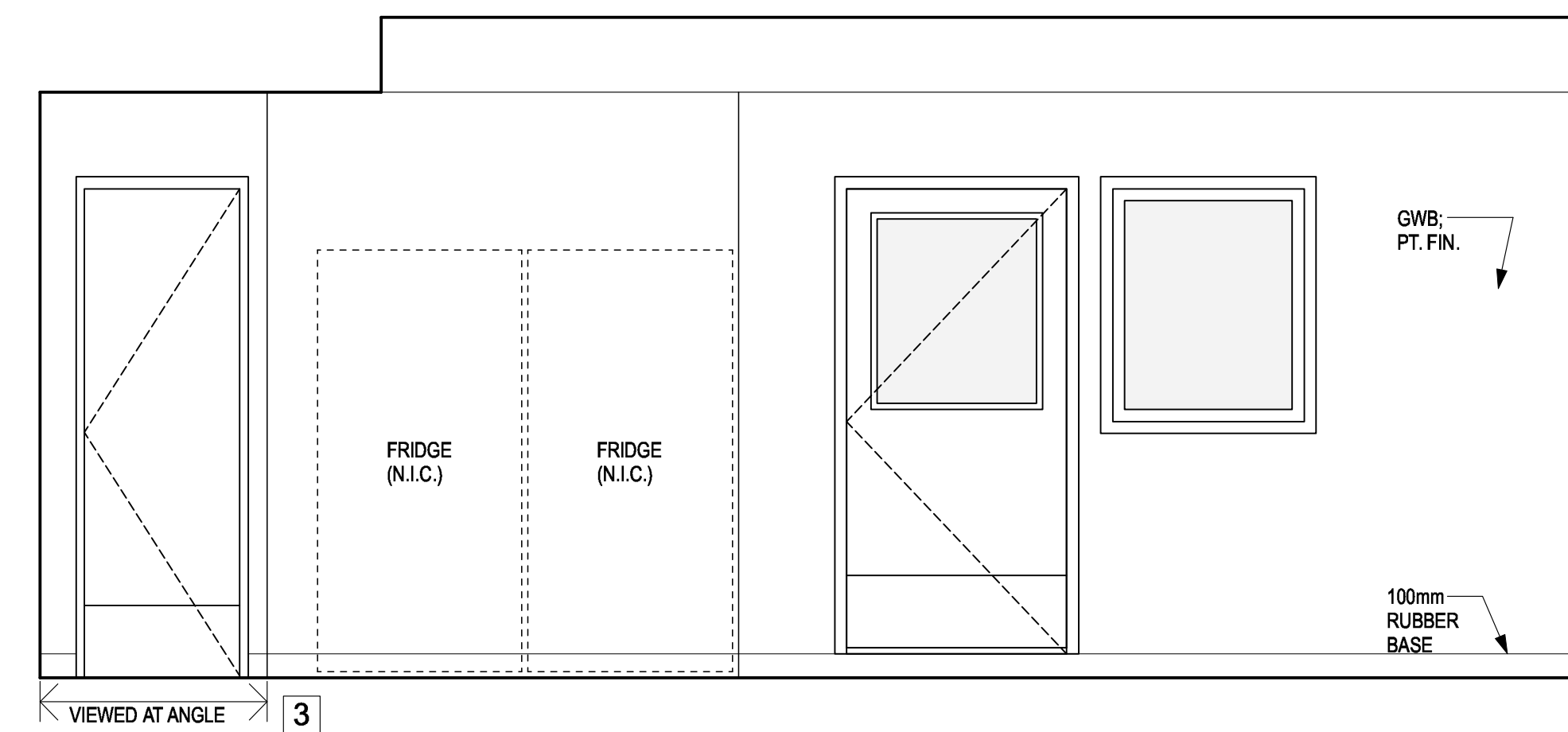
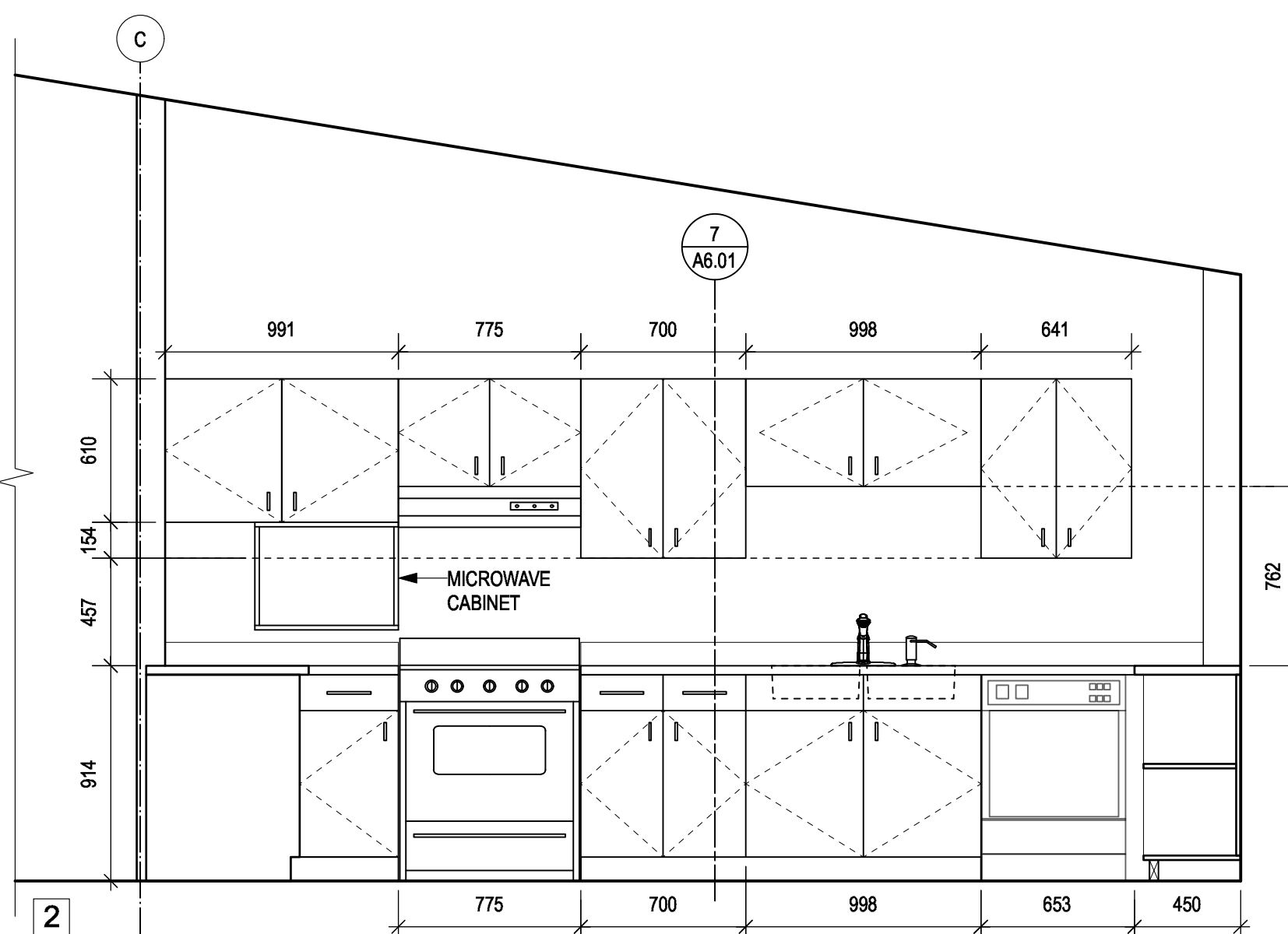
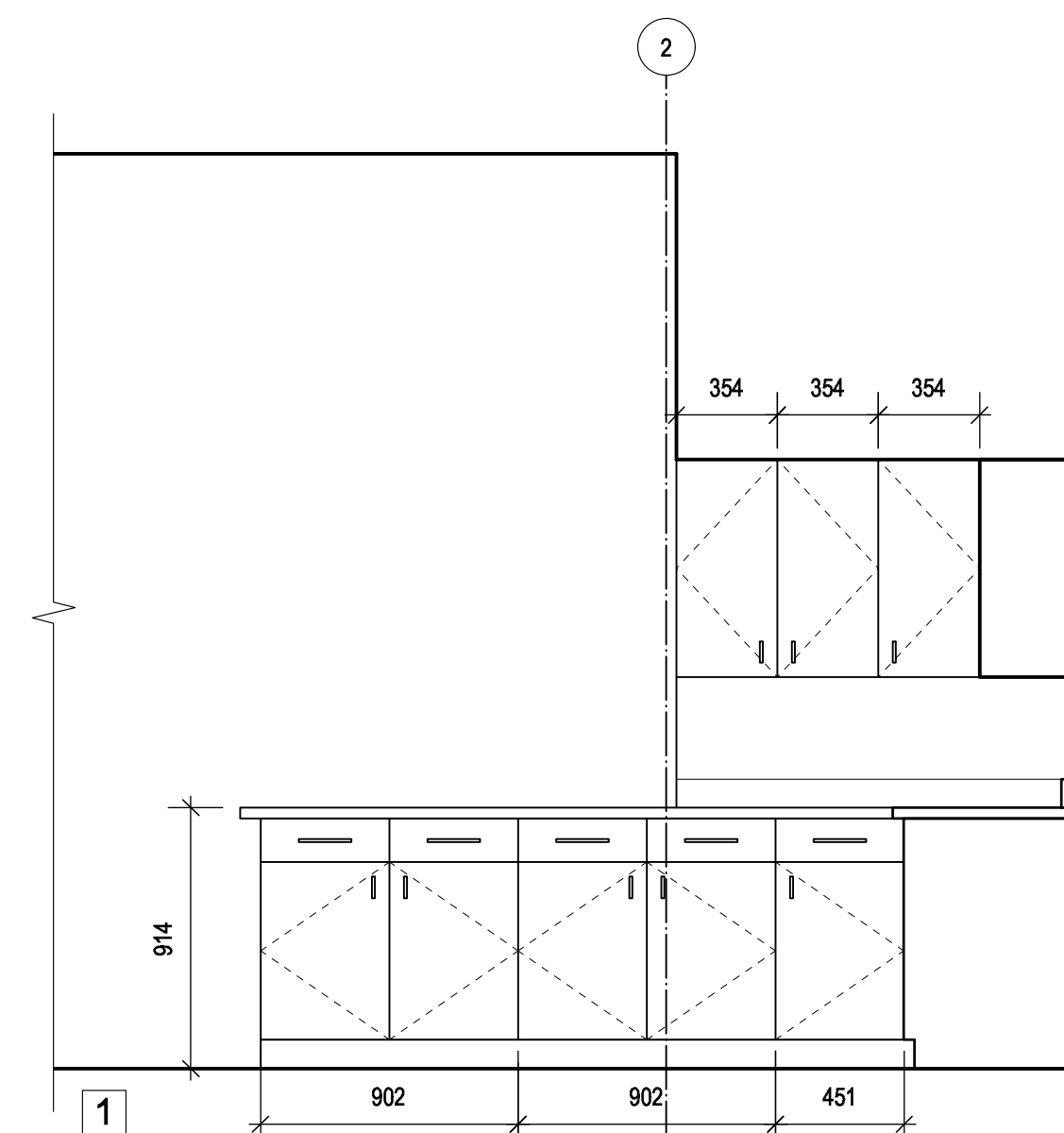
Client/client
**FISHERIES AND OCEANS,
REAL PROPERTY,
SAFETY AND SECURITY**
VANCOUVER, BC
200-401 BURRARD ST.

Project title/Titre du projet
VICTORIA SAR STATION
25 Huron Street, Victoria, B.C.

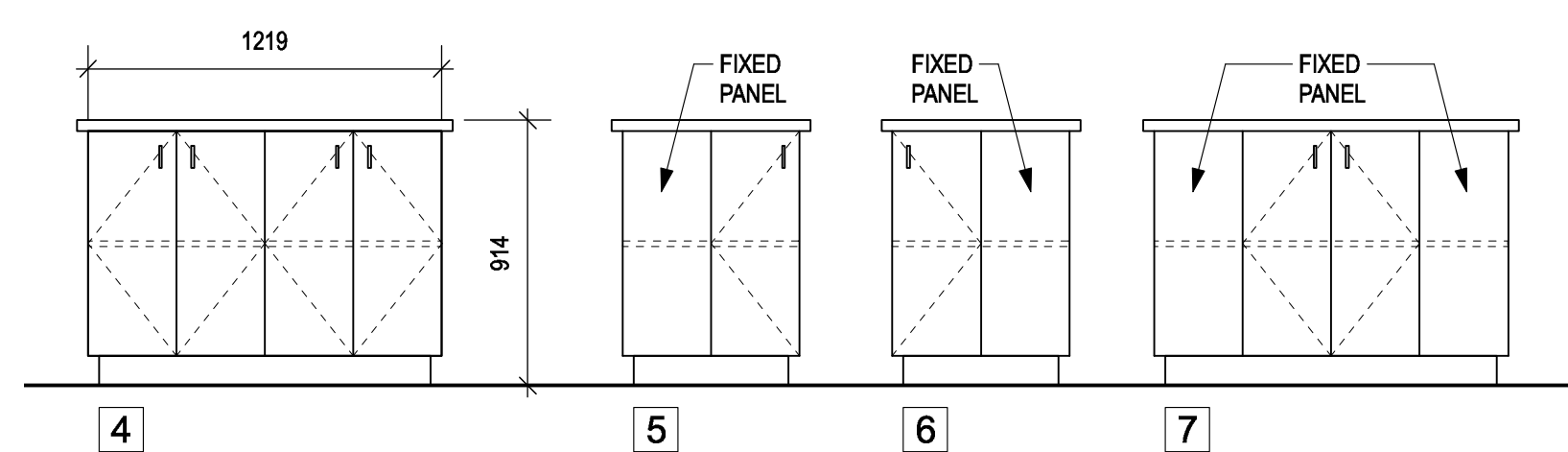
Consultant Signature Box Only
Designed by/Concept par
RH
Drawn by/Dessiné par
DS
PWGSC Project Manager/Administrateur de Projets TPSGC
PWGSC Regional Manager, Architectural and Engineering Services/
Gestionnaire Régionale, Services d'architectural et de gén., TPSGC

Drawing title/Titre du dessin
INTERIOR ELEVATIONS

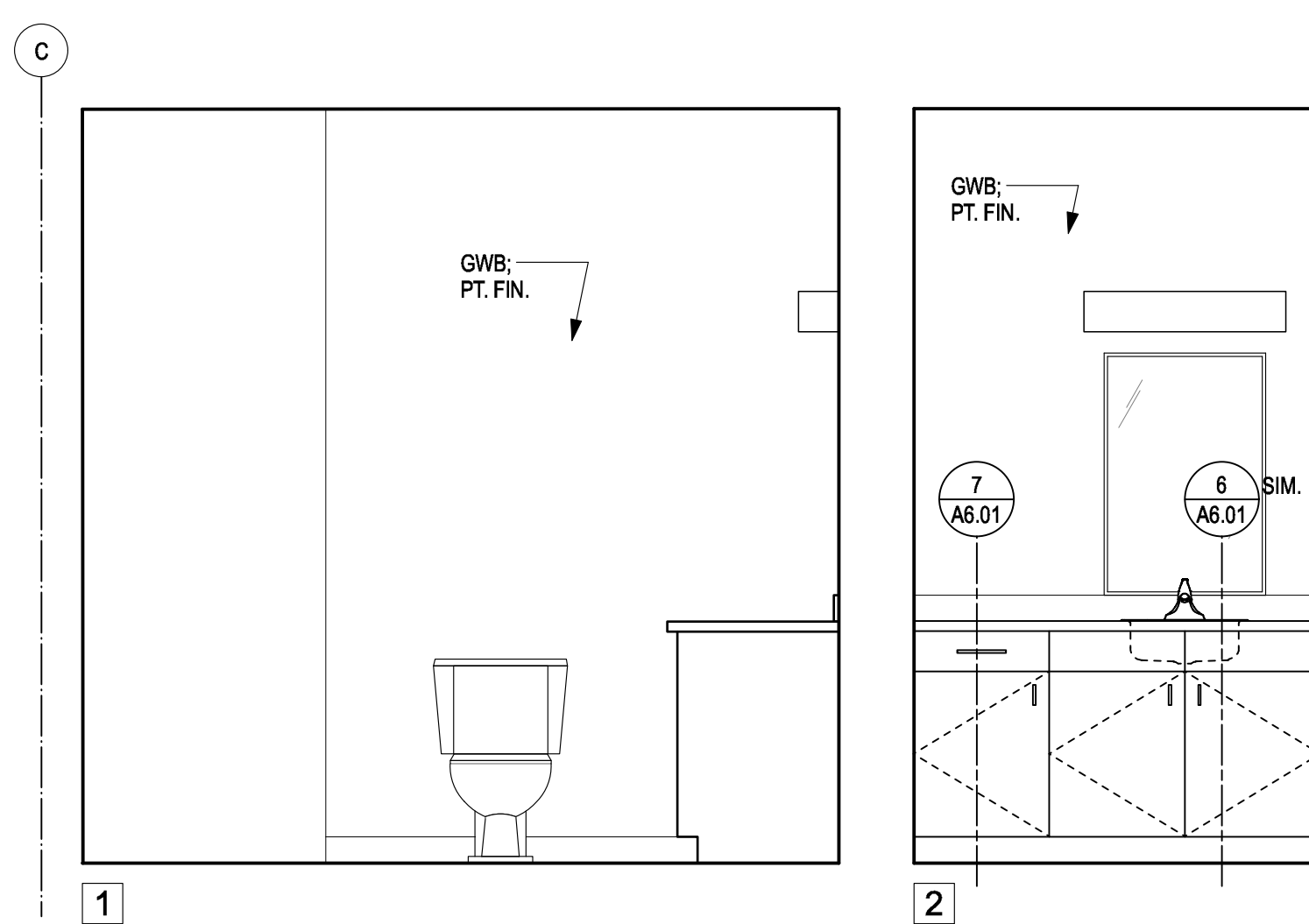
Project No./No. du projet	Sheet/ Feuille	Revision no./ La Révision no.
2017567	A5.02	



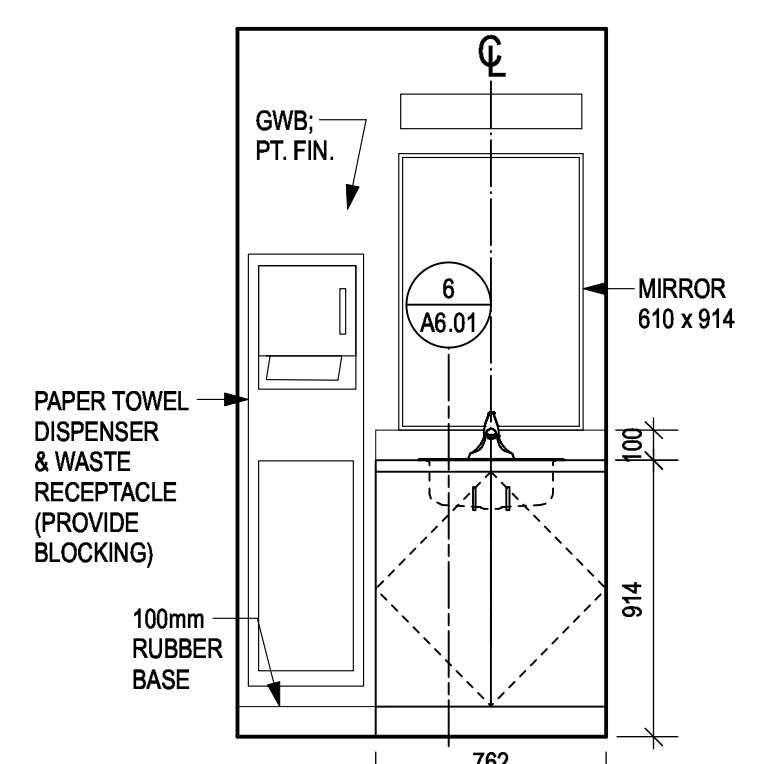
1 KITCHEN 203
A5.03 SCALE: 1:25



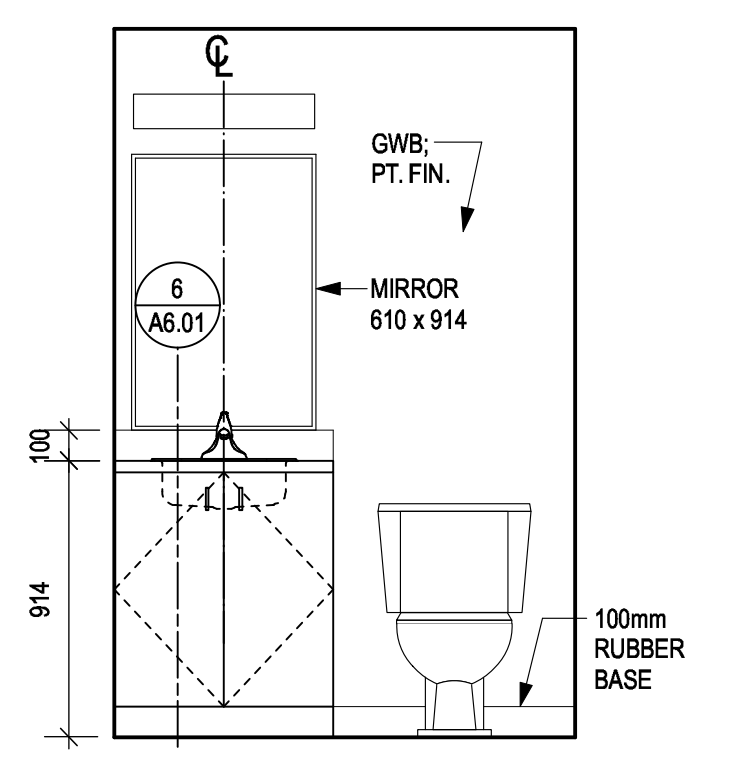
2 NOT USED
A5.03 SCALE: 1:25



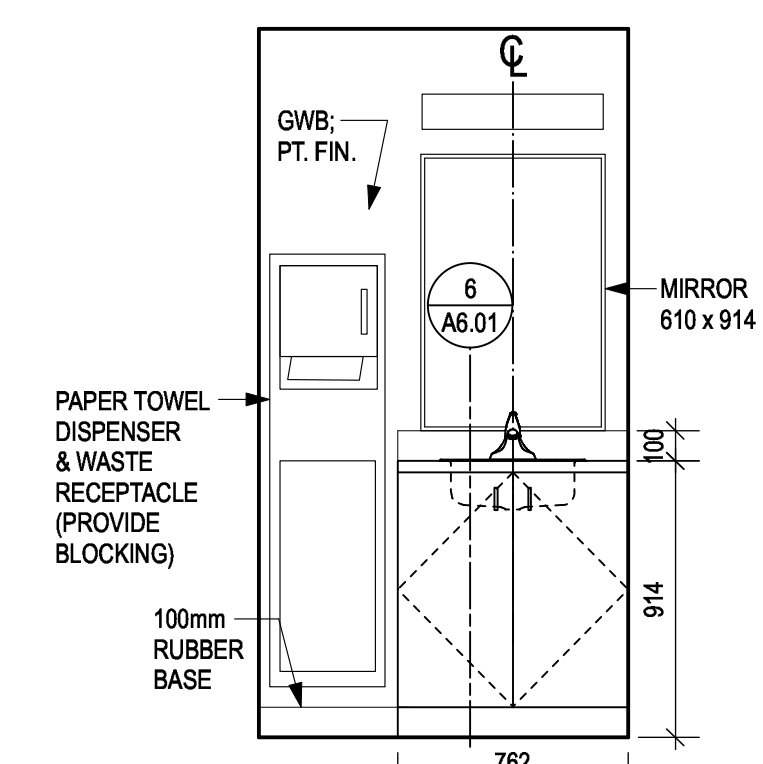
3 TYP. BEDROOM BATHROOM
A5.03 SCALE: 1:25



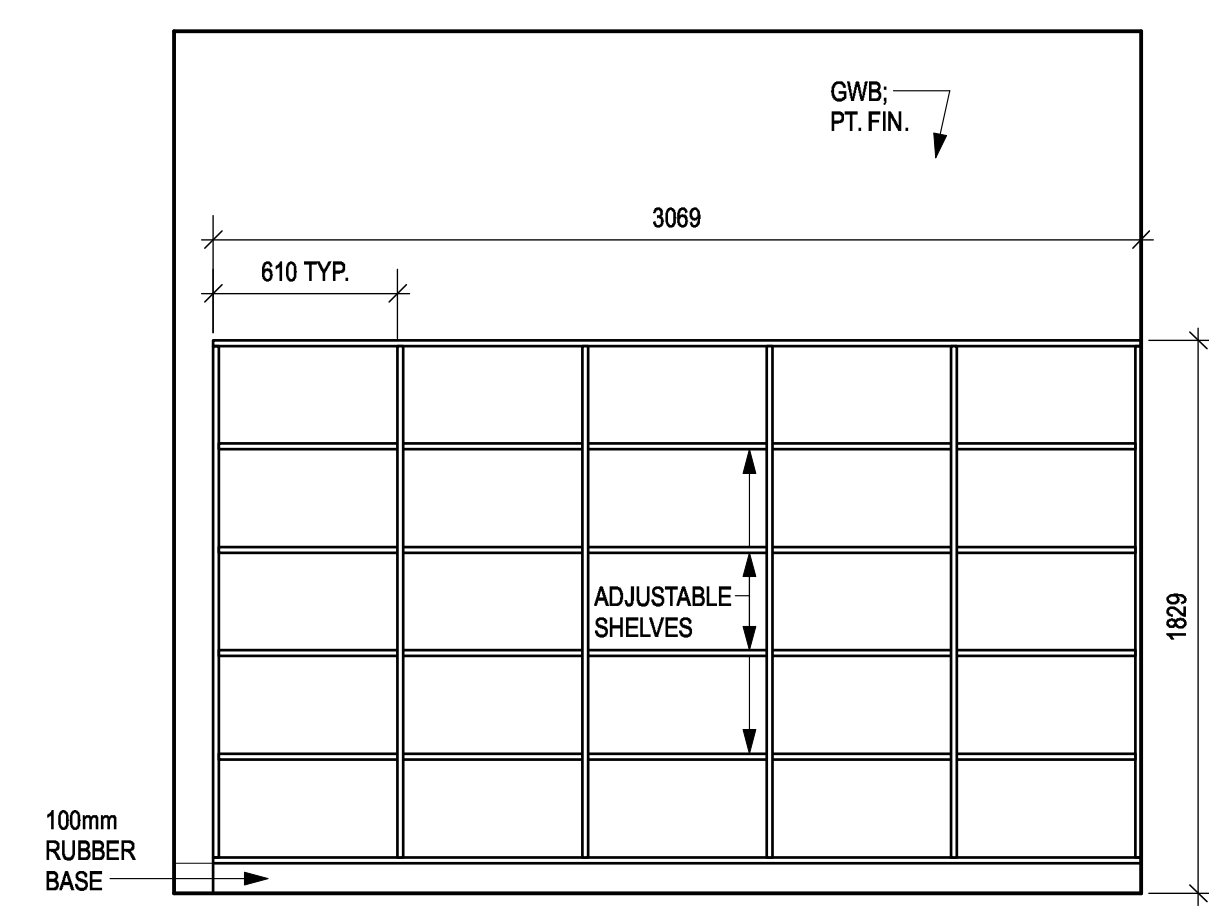
4 CHANGE ROOM #2 116
A5.03 SCALE: 1:25



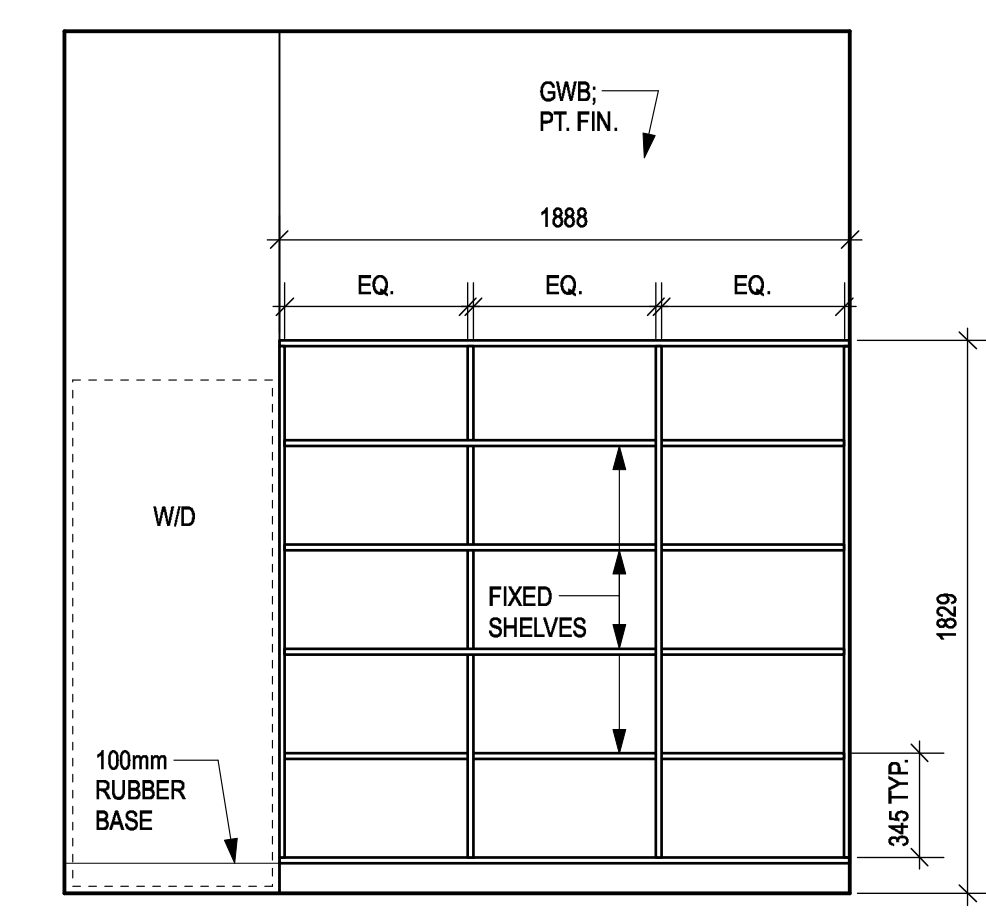
5 WC 213
A5.03 SCALE: 1:25



6 CHANGE ROOM #1 118
A5.03 SCALE: 1:25



7 PANTRY 204
A5.03 SCALE: 1:25



8 LAUNDRY 206
A5.03 SCALE: 1:25

Revision/Revision	Description/Description	Date/Date
5	TENDER	2018-12-14
4	100% Review	2018-10-30
3	95% Review	2018-10-11
2	60% Review	2018-07-27
1	Schematic Review	2018-06-27

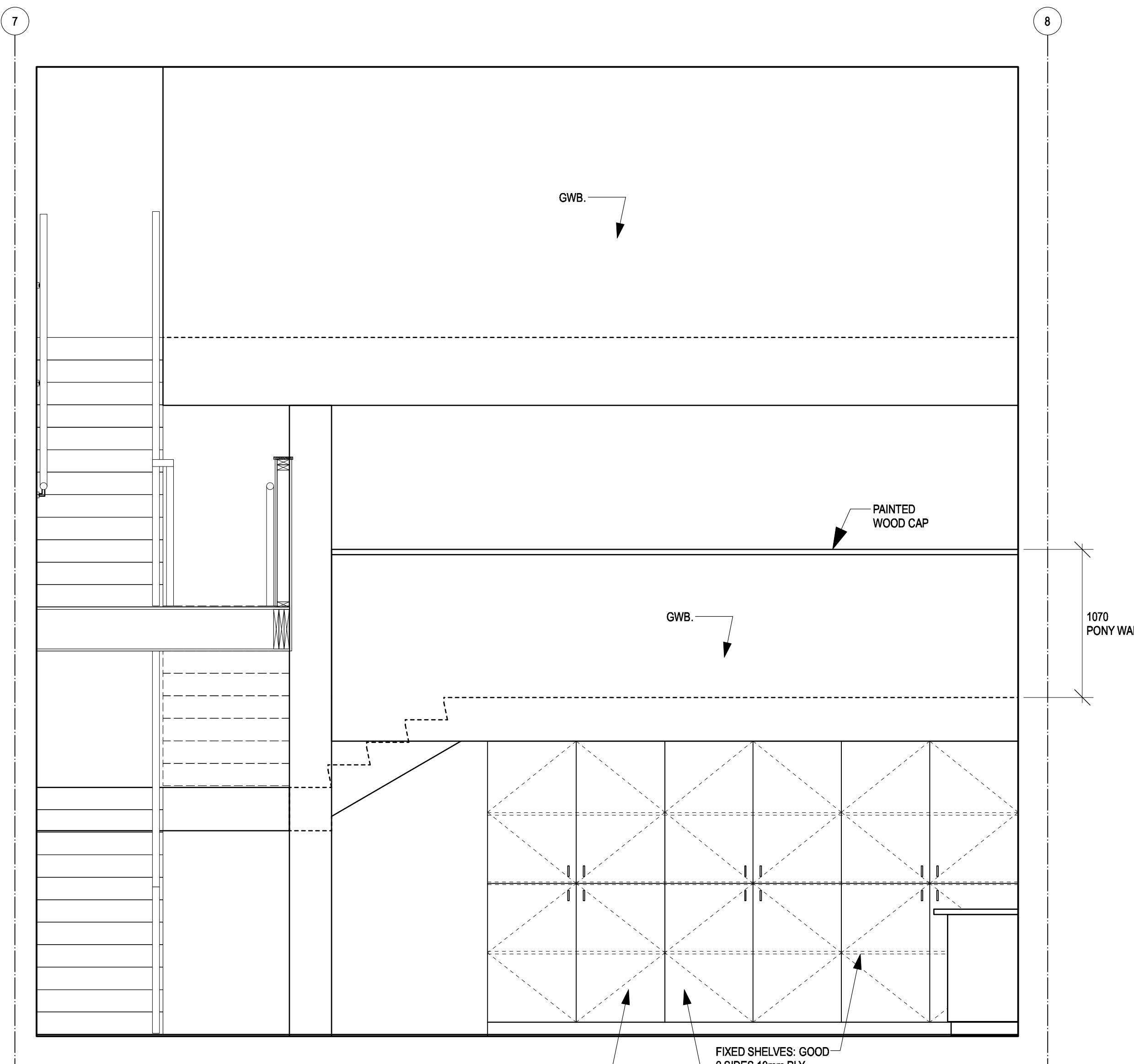
FISHERIES AND OCEANS,
REAL PROPERTY,
SAFETY AND SECURITY
VANCOUVER, BC
200-401 BURRARD ST.

Project title/Titre du projet
VICTORIA SAR STATION
25 Huron Street, Victoria, B.C.

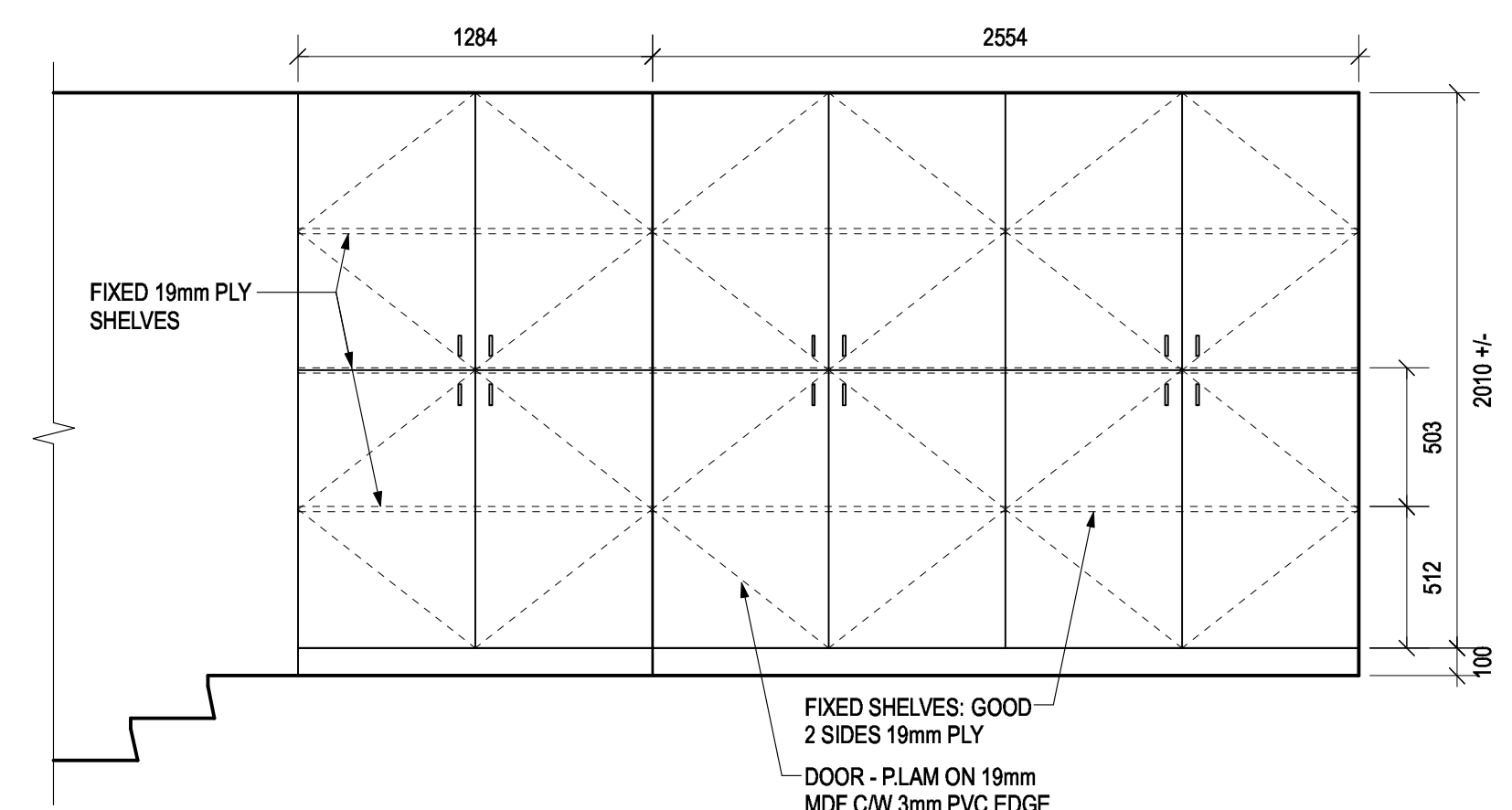
Consultant Signature Box Only
Designed by/Concept par
RH
Drawn by/Dessiné par
DS
PWGSC Project Manager/Administrateur de Projets TPSGC
PWGSC Regional Manager, Architectural and Engineering Services/
Gestionnaire Régionale, Services d'architectural et de génie, TPSGC

Drawing title/Titre du dessin
INTERIOR ELEVATIONS

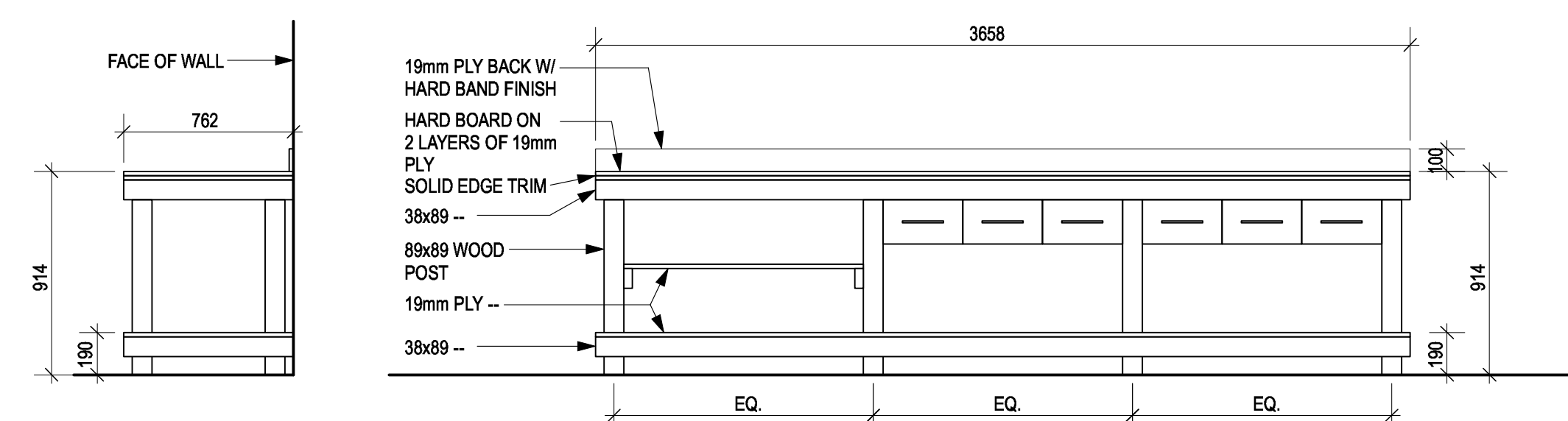
Project No./No. du projet	Sheet/ Feuille	Revision no./ La Révision no.
2017567	A5.03	



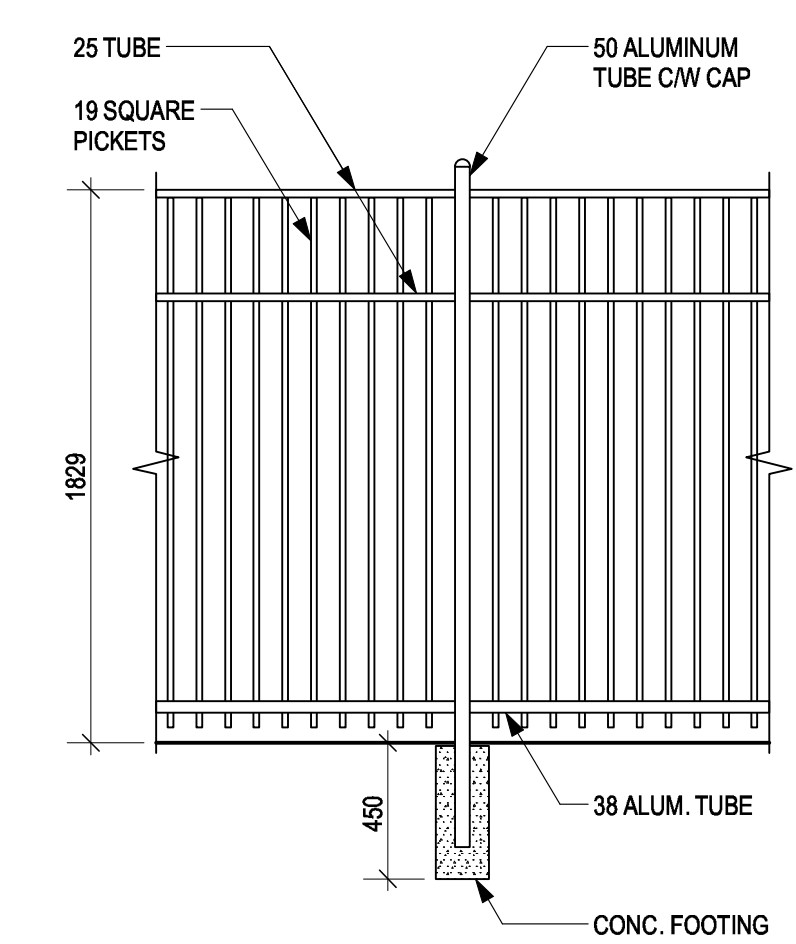
1 WORKSHOP 126
A5.04 SCALE: 1:25



2 STORAGE MEZZANINE
A5.04 SCALE: 1:25



1 WORKBENCH
A5.04 SCALE: 1:25



3 SITE FENCE
A5.04 SCALE: 1:25

Revision/Revision	Description/Description	Date/Date
5	TENDER	2018-12-14
4	100% Review	2018-10-30
3	95% Review	2018-10-11
2	80% Review	2018-07-27
1	Schematic Review	2018-06-27

FISHERIES AND OCEANS,
REAL PROPERTY,
SAFETY AND SECURITY
VANCOUVER, BC
200-401 BURRARD ST.

Project title/Titre du projet

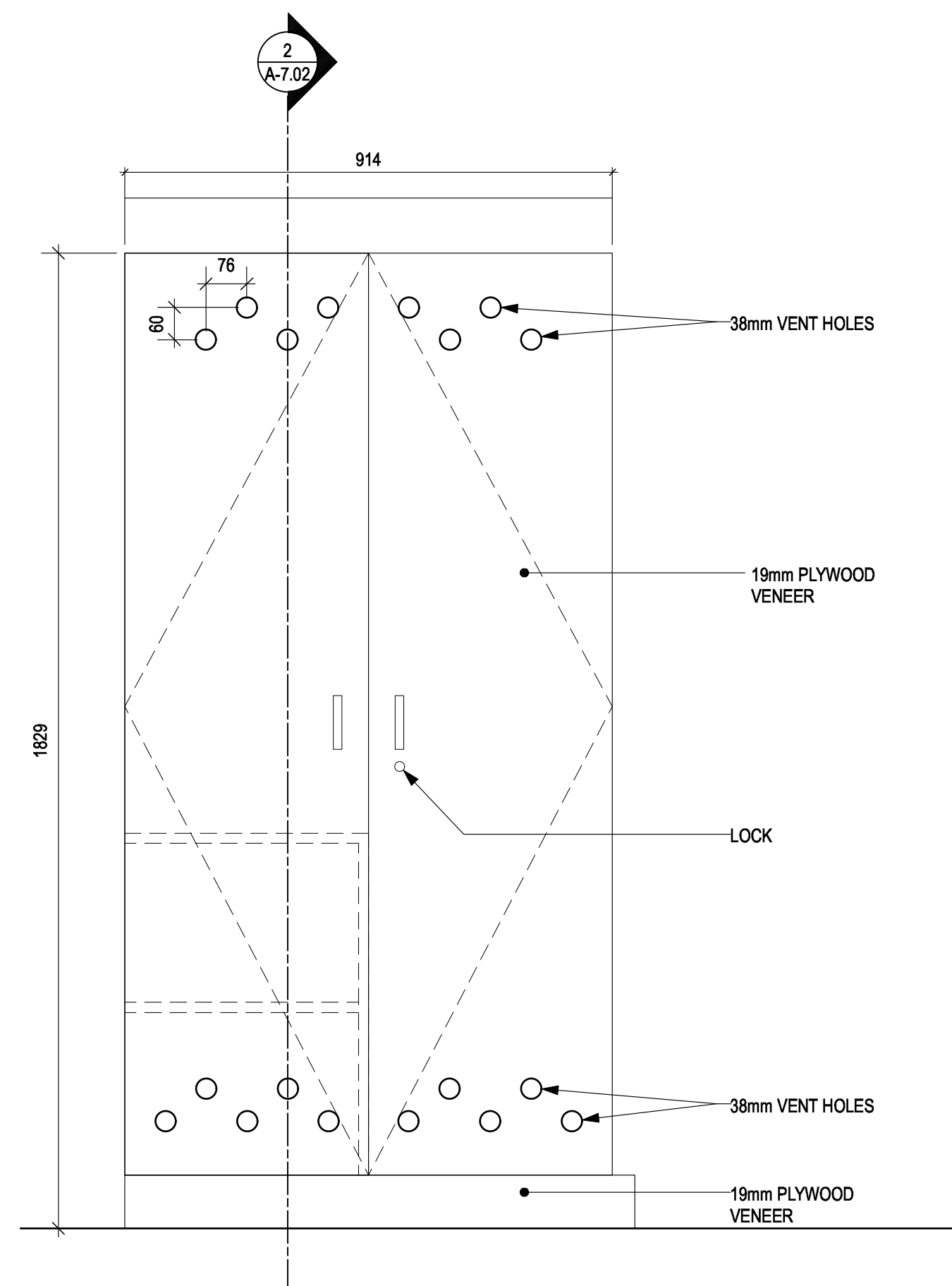
VICTORIA SAR STATION

25 Huron Street, Victoria, B.C.

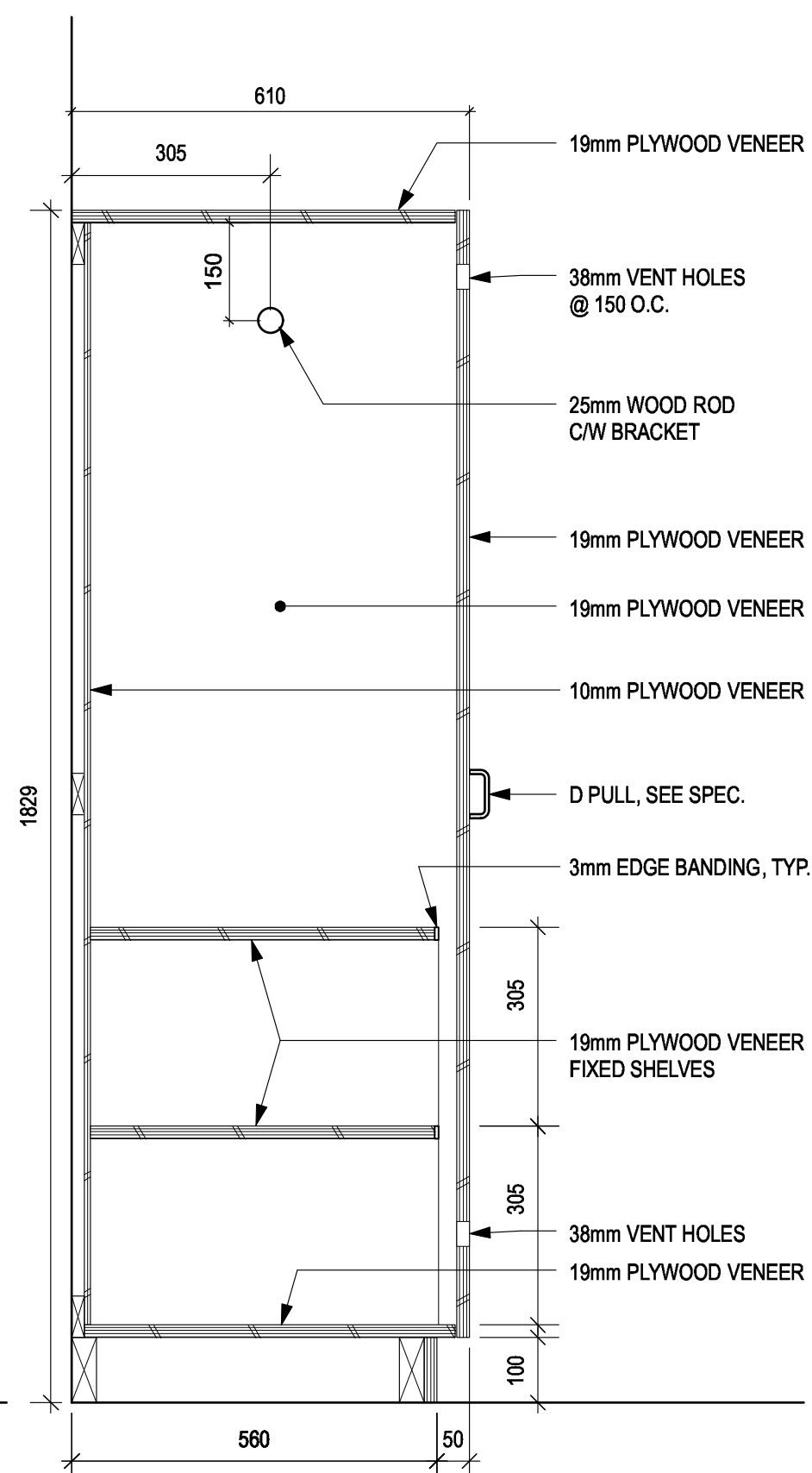
Consultant Signature Box Only
Designed by/Concept par
RH
Drawn by/Dessine par
DS
PWGSC Project Manager/Administrateur de Projets TPSGC
PWGSC Regional Manager, Architectural and Engineering Services/
Gestionnaire Régionale, Services d'architecture et de génie, TPSGC

Drawing title/Titre du dessin
INTERIOR ELEVATIONS

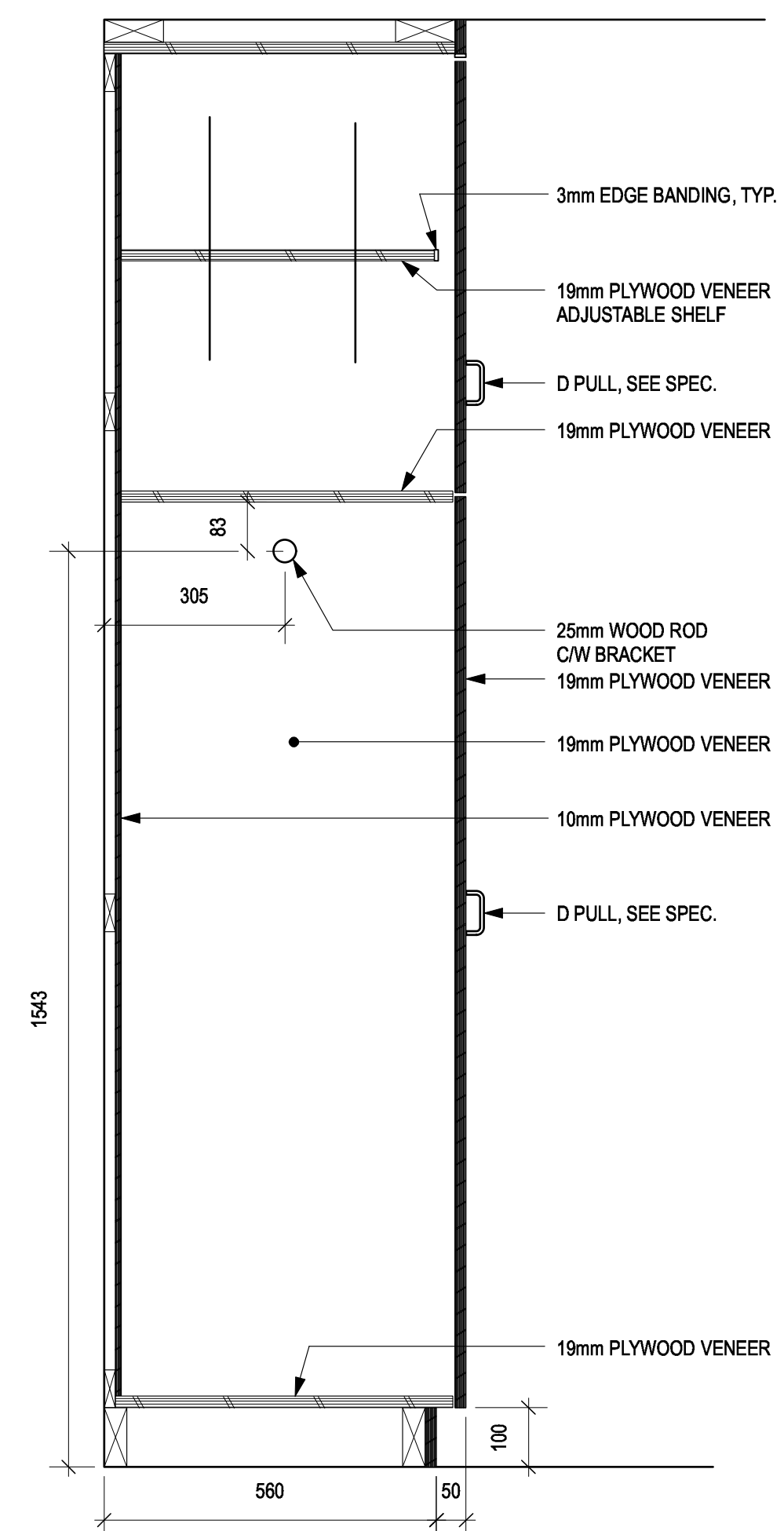
Project No./No. du projet	Sheet/ Feuille	Revision no./ La Révision no.
2017567	A5.04	



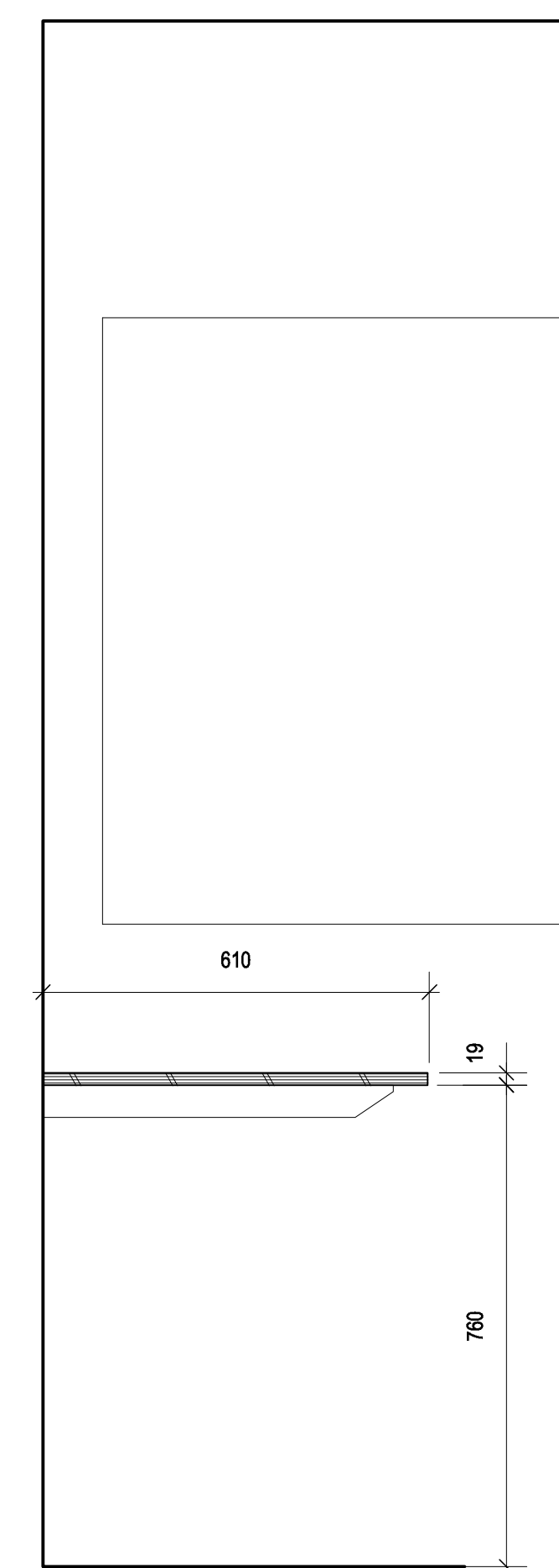
1 CHANGE ROOM LOCKER
A6.01 SCALE: 1:10



2 CHANGE ROOM LOCKER
A6.01 SCALE: 1:10



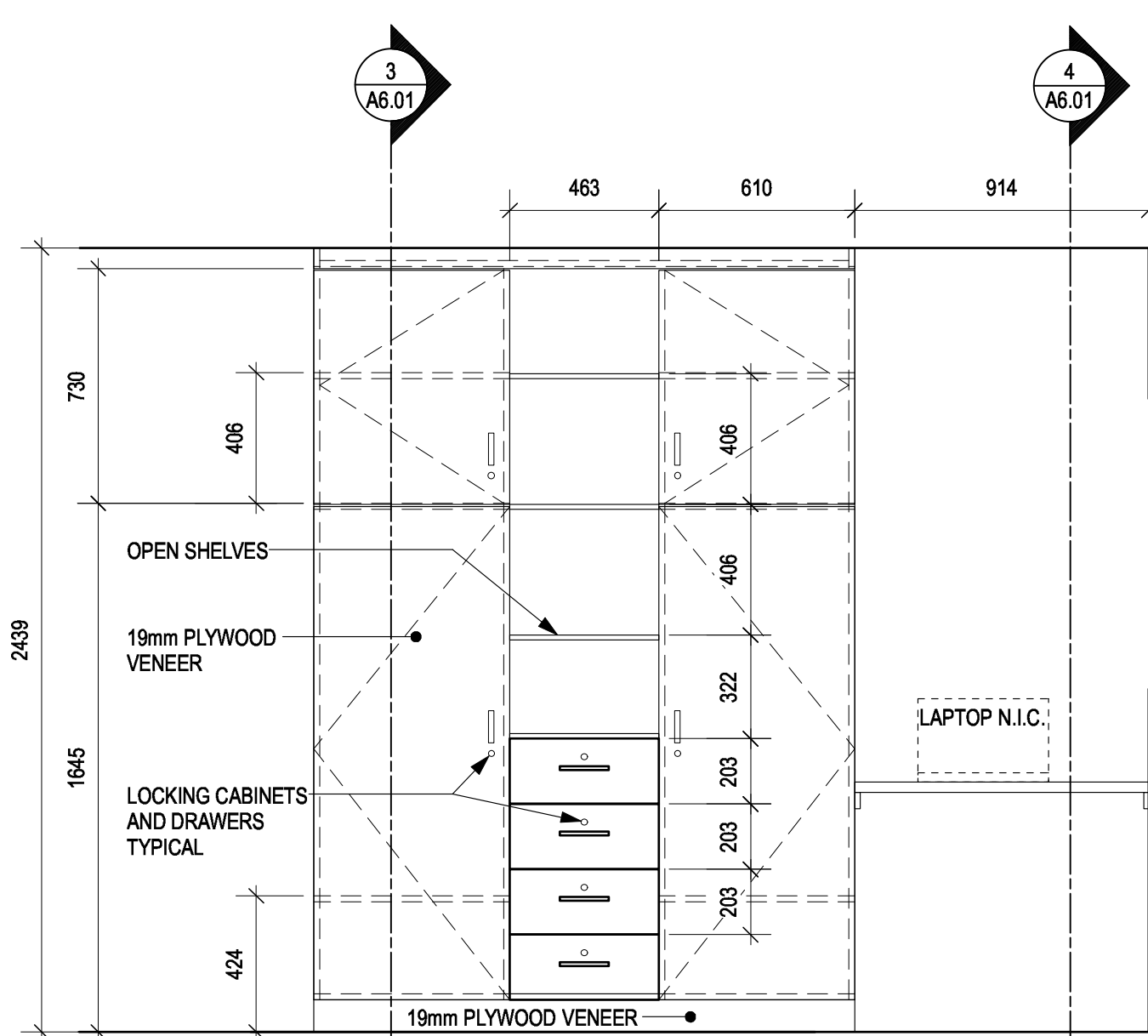
3 BEDROOM LOCKER
A6.01 SCALE: 1:10



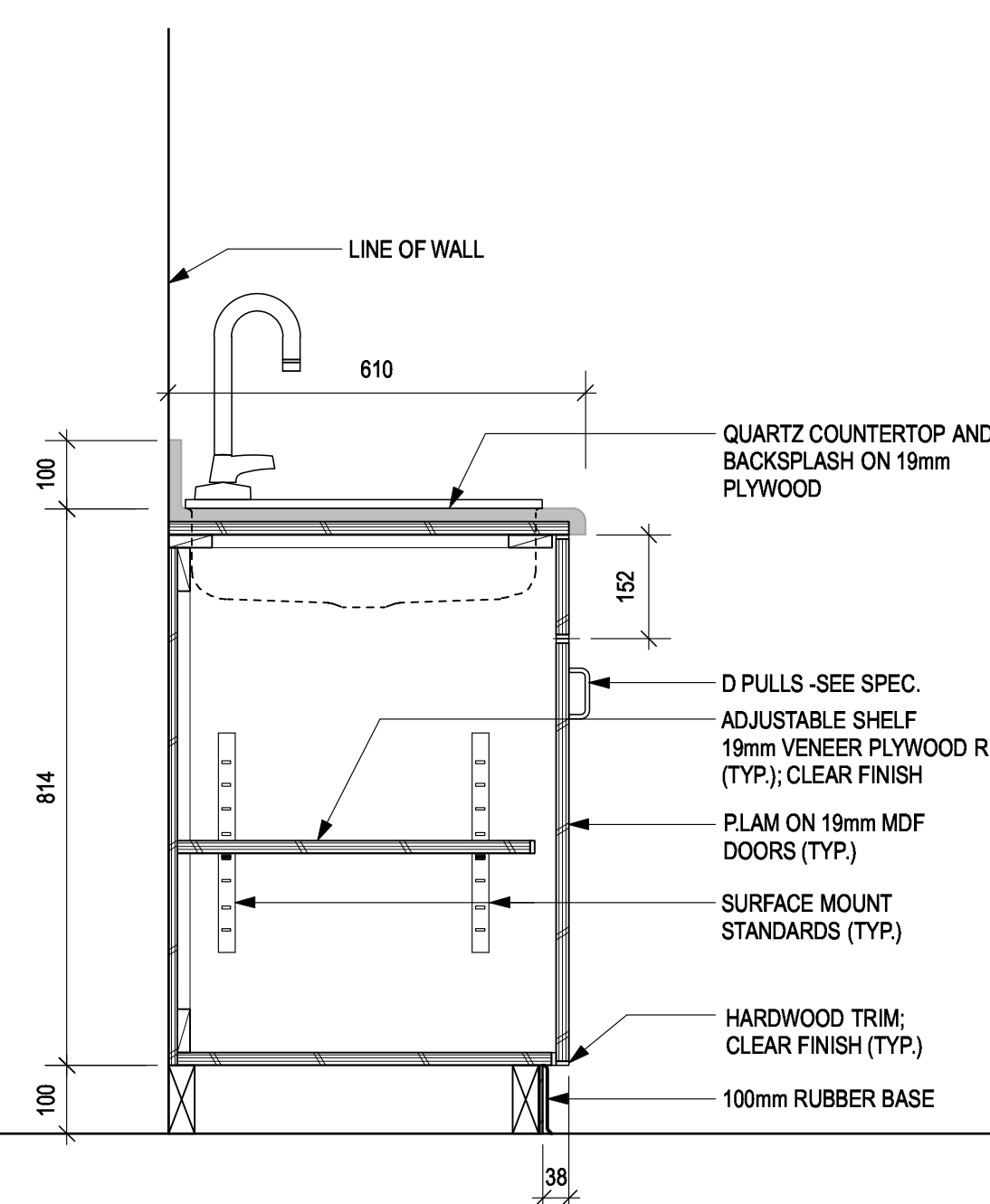
4 BEDROOM DESK
A6.01 SCALE: 1:10

TYPICAL MILLWORK CONSTRUCTION:
AWMAC "CUSTOM GRADE," "FLUSH OVERLAY STYLE" & AS DETAILED;

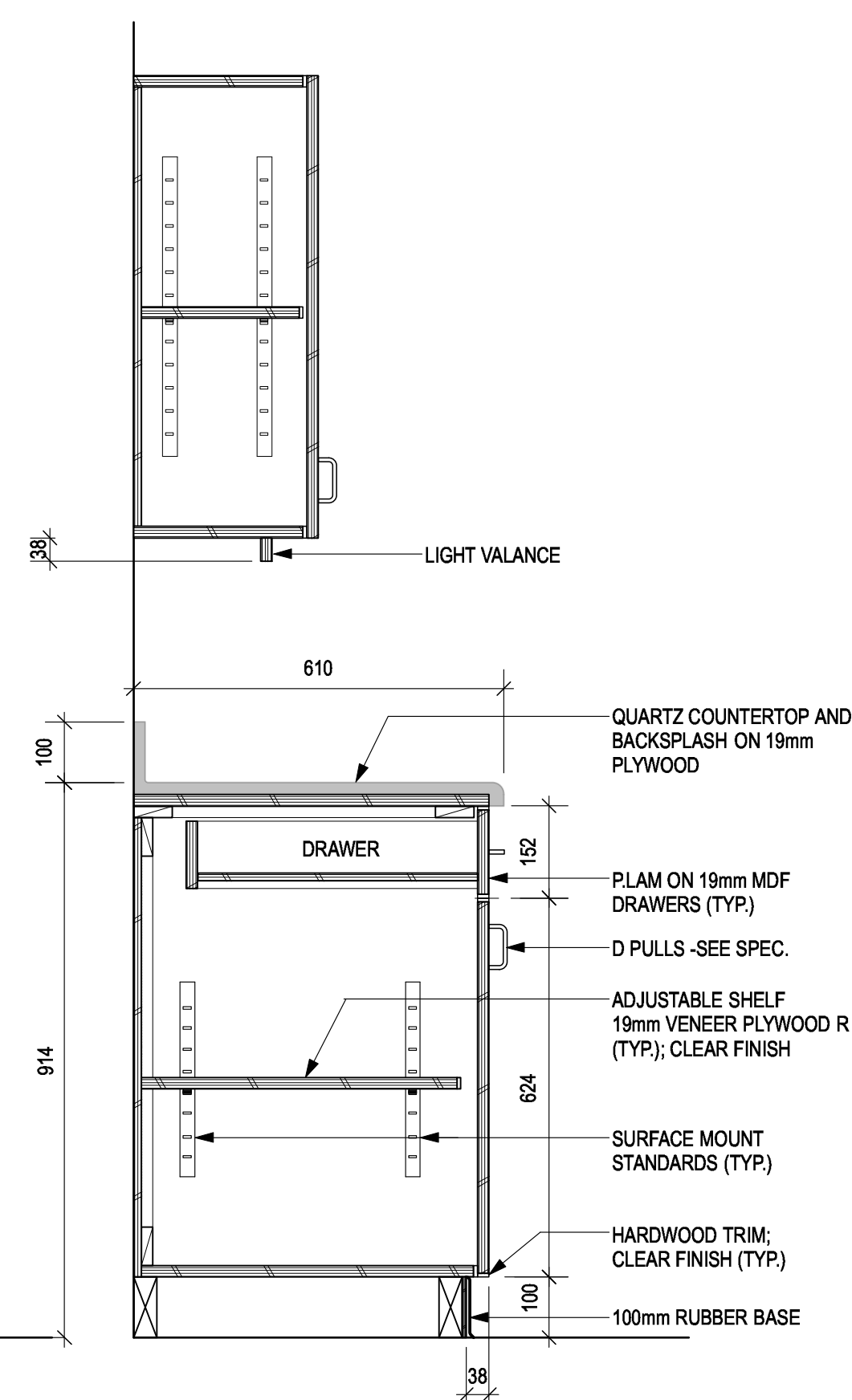
- DOORS, DRAWER FRONT, DRAWER BOXES TO BE P. LAM. ON 19mm MDF C/W P.LAM. EDGE BANDING TO MATCH
- SHELVES, TO BE P.LAM. ON 19mm PLY C/W P. LAM. EDGE BANDING TO MATCH UNLESS OTHERWISE NOTED ON ELEVATIONS.
- CARCASE TO BE P. LAM. ON 19mm PLY C/W P. LAM. EDGE BANDING TO MATCH
- DESK SURFACES AND SERVICE COUNTERS TO BE P. LAM. ON 19mm PLYWOOD C/W 3MM PVC EDGE BANDING TO MATCH.
- COUNTERS, NOTED ON ELEVATIONS, TO BE QUARTZ COUNTERTOP AND BACKSPLASH ON 19mm PLYWOOD (KITCHEN, FIRST AID ROOM, BOARD ROOM)
- SERVICE COUNTERS TO BE P.LAM. ON 19mm PLY C/W P. LAM. EDGE BANDING TO MATCH (SEE ELEVATIONS FOR MILLWORK REFERENCE.)
- PULLS AS SPECIFIED
- BLACKBOARD KICK.



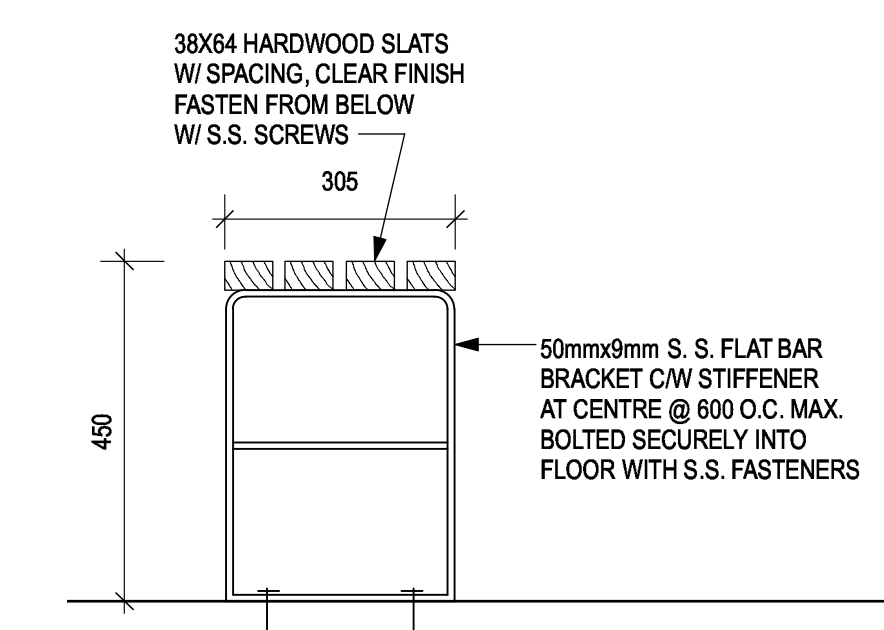
5 BEDROOM STORAGE
A6.01 SCALE: 1:20



6 TYPICAL COUNTER @ SINK
A6.01 SCALE: 1:10



7 TYPICAL COUNTER
A6.01 SCALE: 1:10



8 BENCH
A6.01 SCALE: 1:10

Revision/Revision	Description/Description	Date/Date
5	TENDER	2018-12-14
4	100% Review	2018-10-30
3	95% Review	2018-10-11
2	60% Review	2018-07-27
1	Schematic Review	2018-06-27

**FISHERIES AND OCEANS,
REAL PROPERTY,
SAFETY AND SECURITY**

**VANCOUVER, BC
200-401 BURRARD ST.**

Project title/Titre du projet

**VICTORIA SAR
STATION**

25 Huron Street, Victoria, B.C.

Consultant Signature Box Only

Designed by/Concept par
RH

Drawn by/Dessiné par
DS

PWGC Project Manager/Administrateur de Projets TPSGC
--

PWGC Regional Manager, Architectural and Engineering Services/
Gestionnaire régionale, Services d'architectural et de génie, TPSGC
--

Drawing title/Titre du dessin

MILLWORK DETAILS

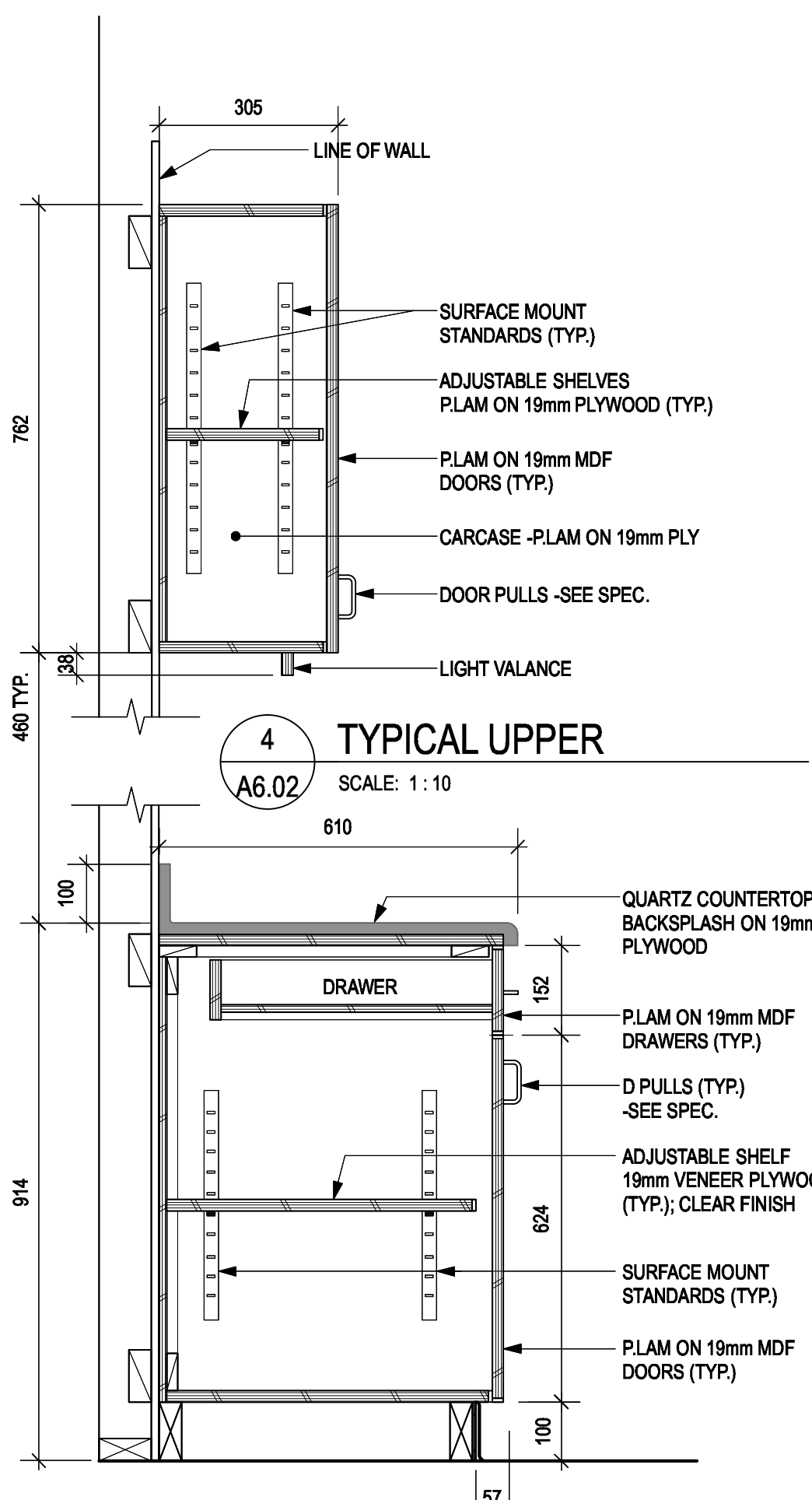
Project No./No. du projet

2017567

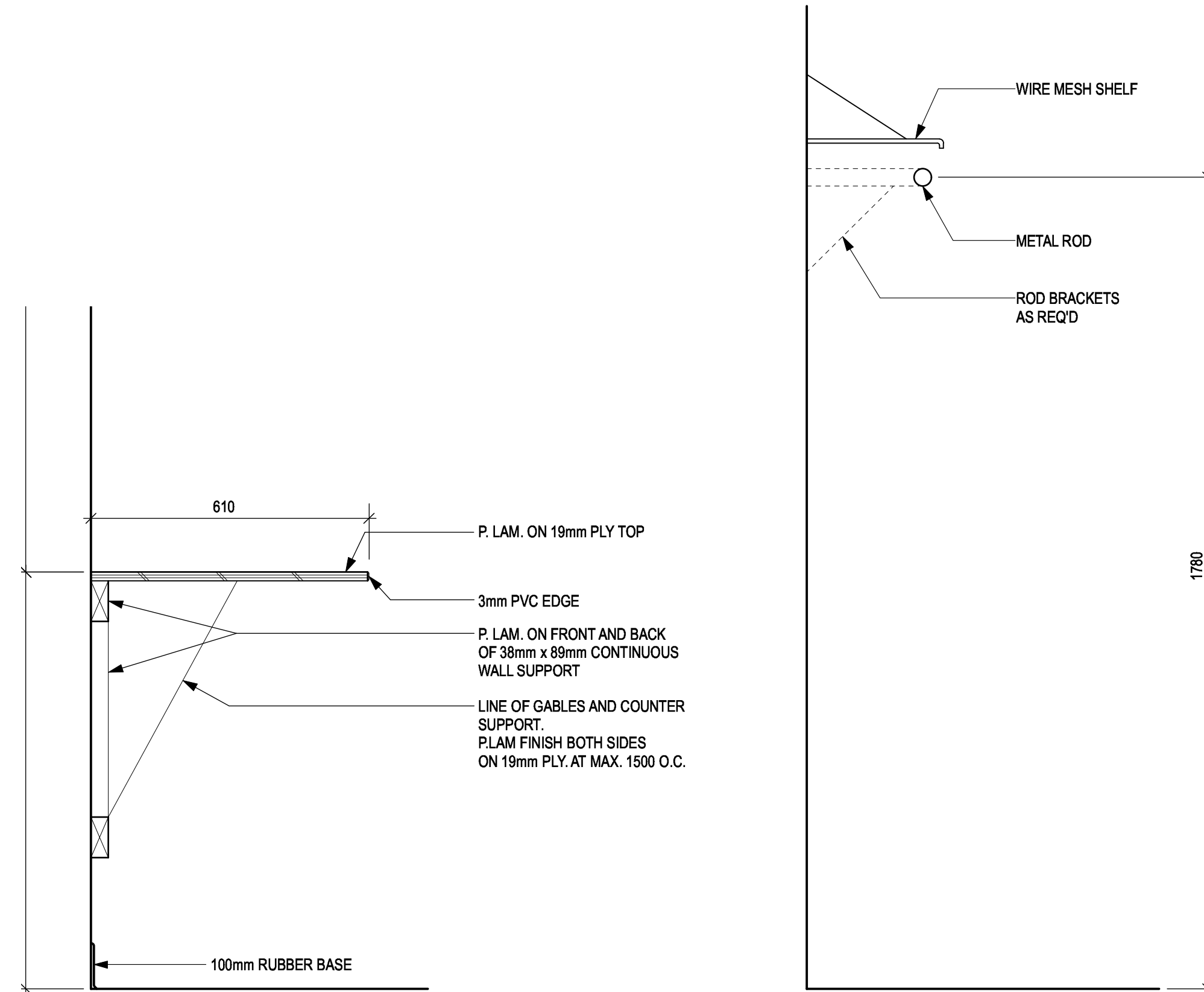
Sheet/ Feuille

A6.01

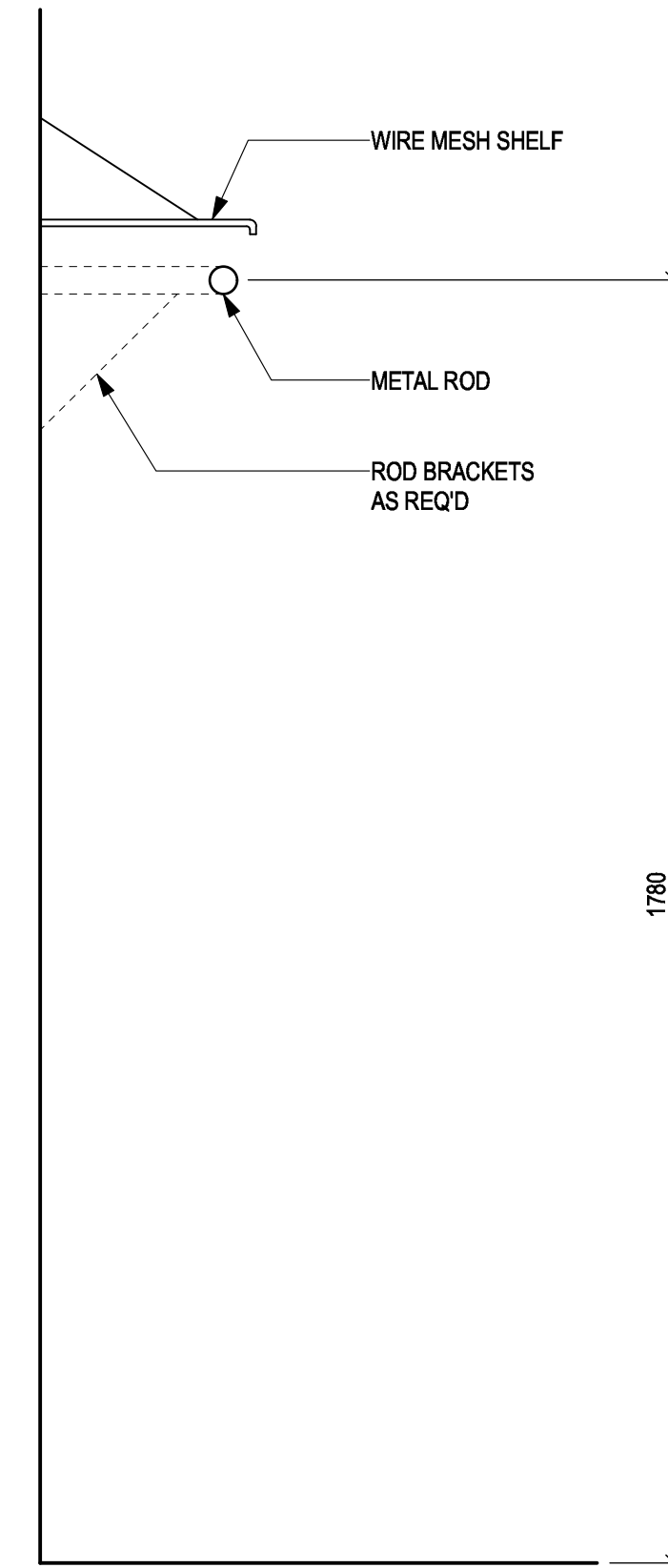
Revision no./
La Révision no.



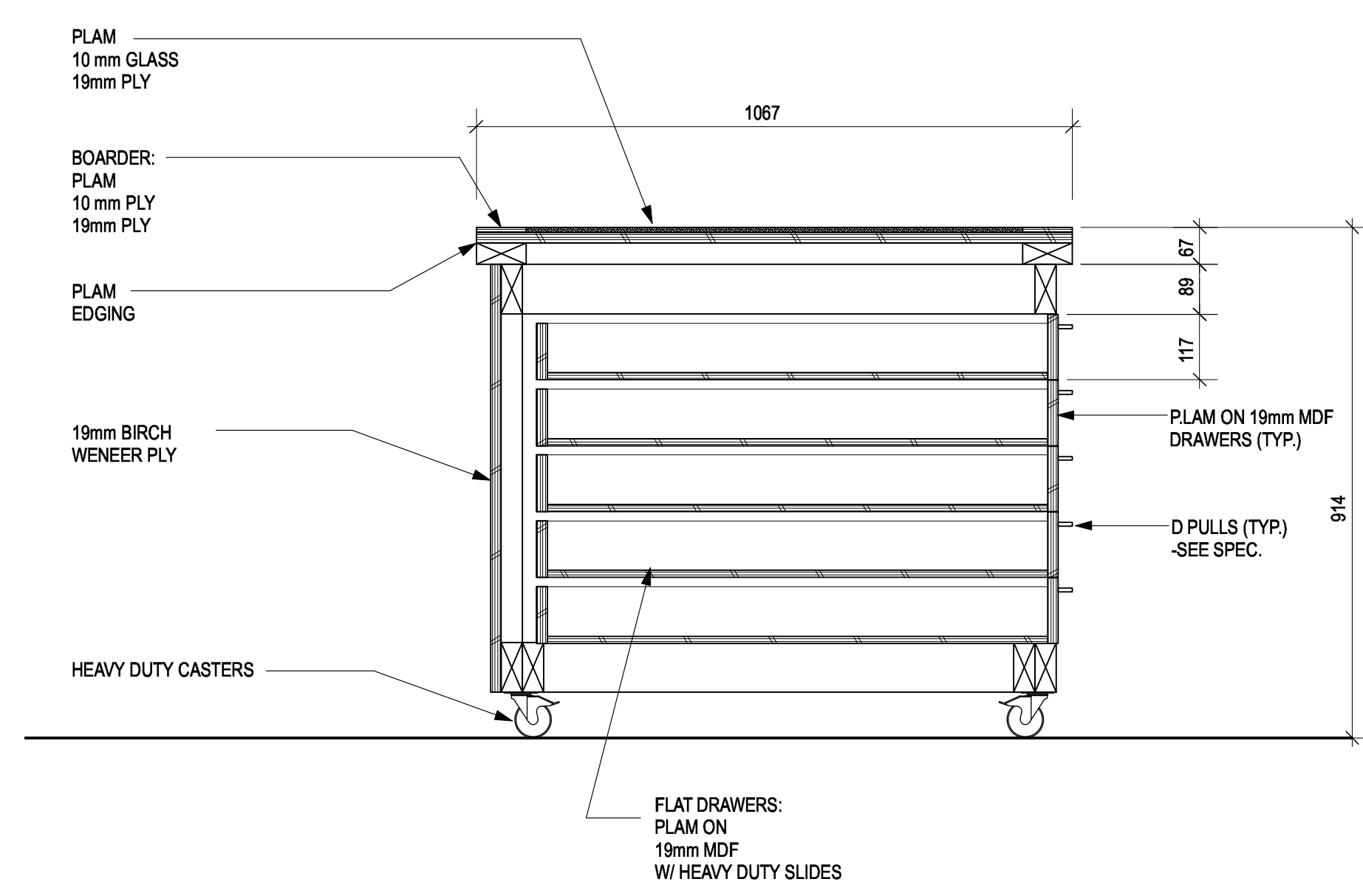
1 SERVICE COUNTER BASE & UPPER
A6.02 SCALE: 1:10



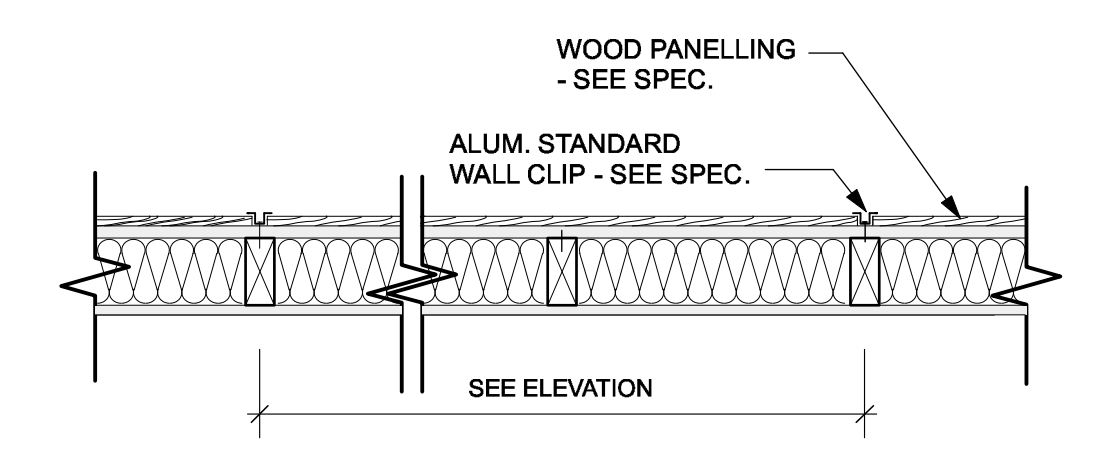
2 DESK
A6.02 SCALE: 1:10



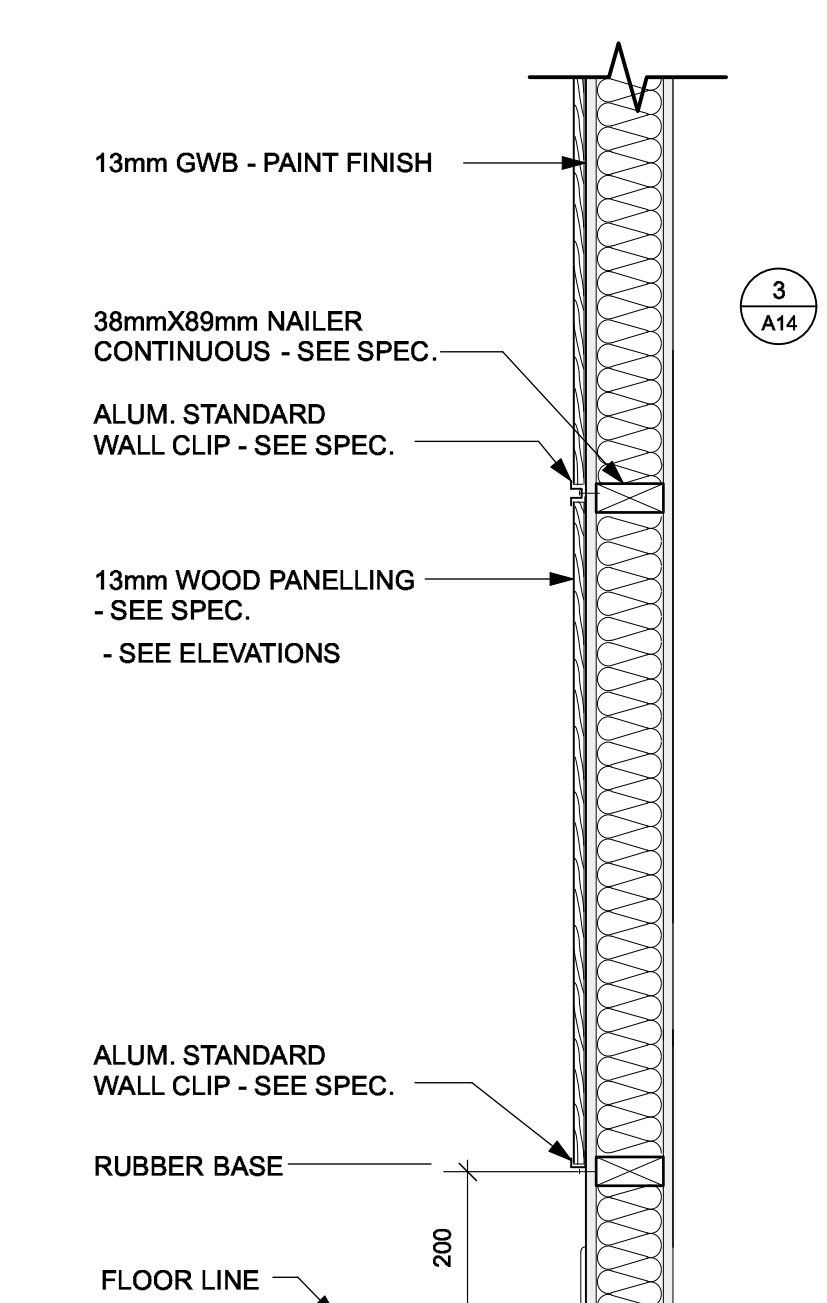
3 SHELF DETAIL
A6.02 SCALE: 1:10



4 CHART TABLE
A6.02 SCALE: 1:10



5 PLAN AT PANEL WALL
A6.02 SCALE: 1:10



6 SECTION AT PANEL WALL
A6.02 SCALE: 1:10

Revision/Revision	Description/Description	Date/Date
5	TENDER	2018-12-14
4	100% Review	2018-10-30
3	95% Review	2018-10-11
2	60% Review	2018-07-27
1	Schematic Review	2018-06-27

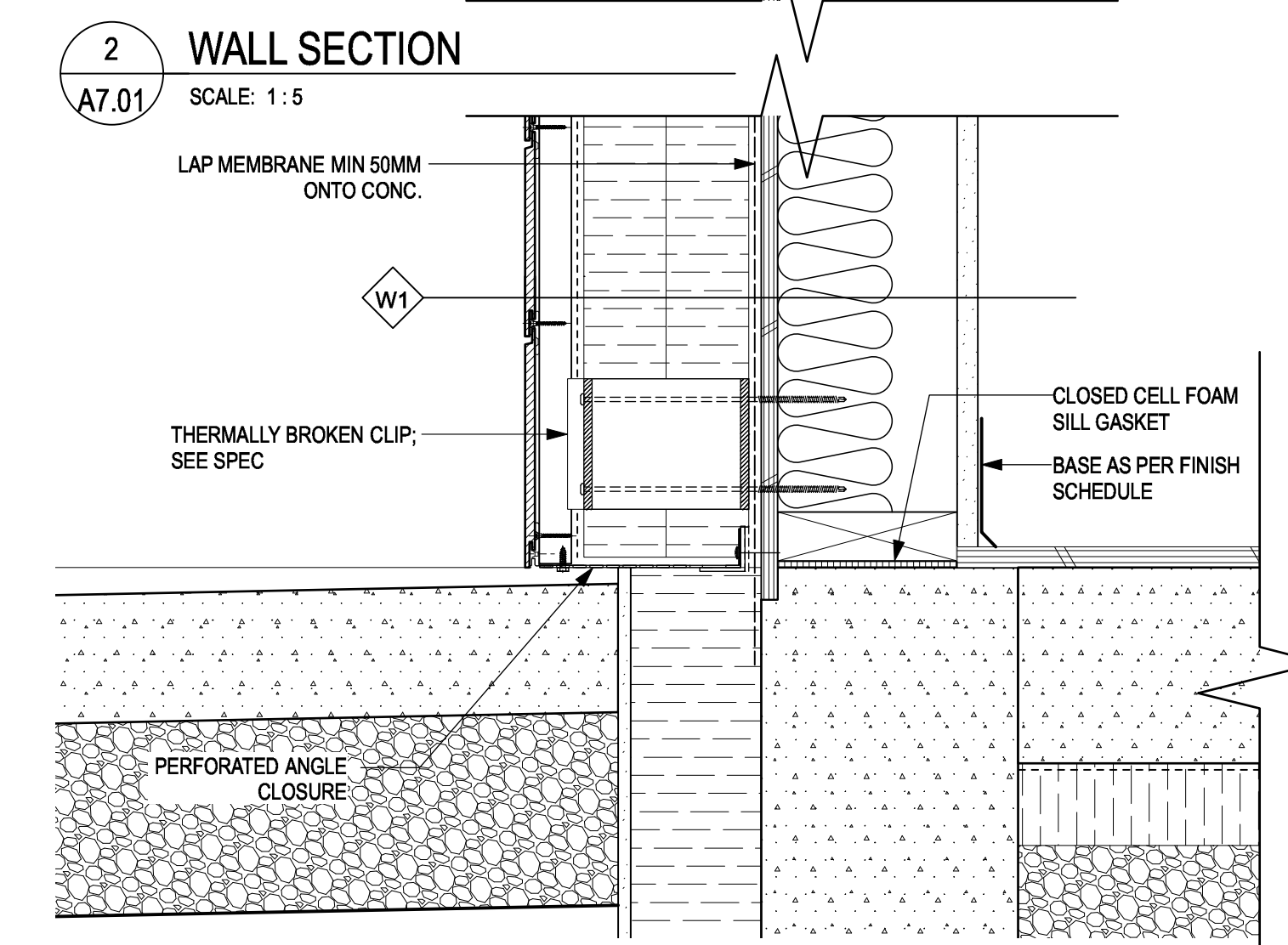
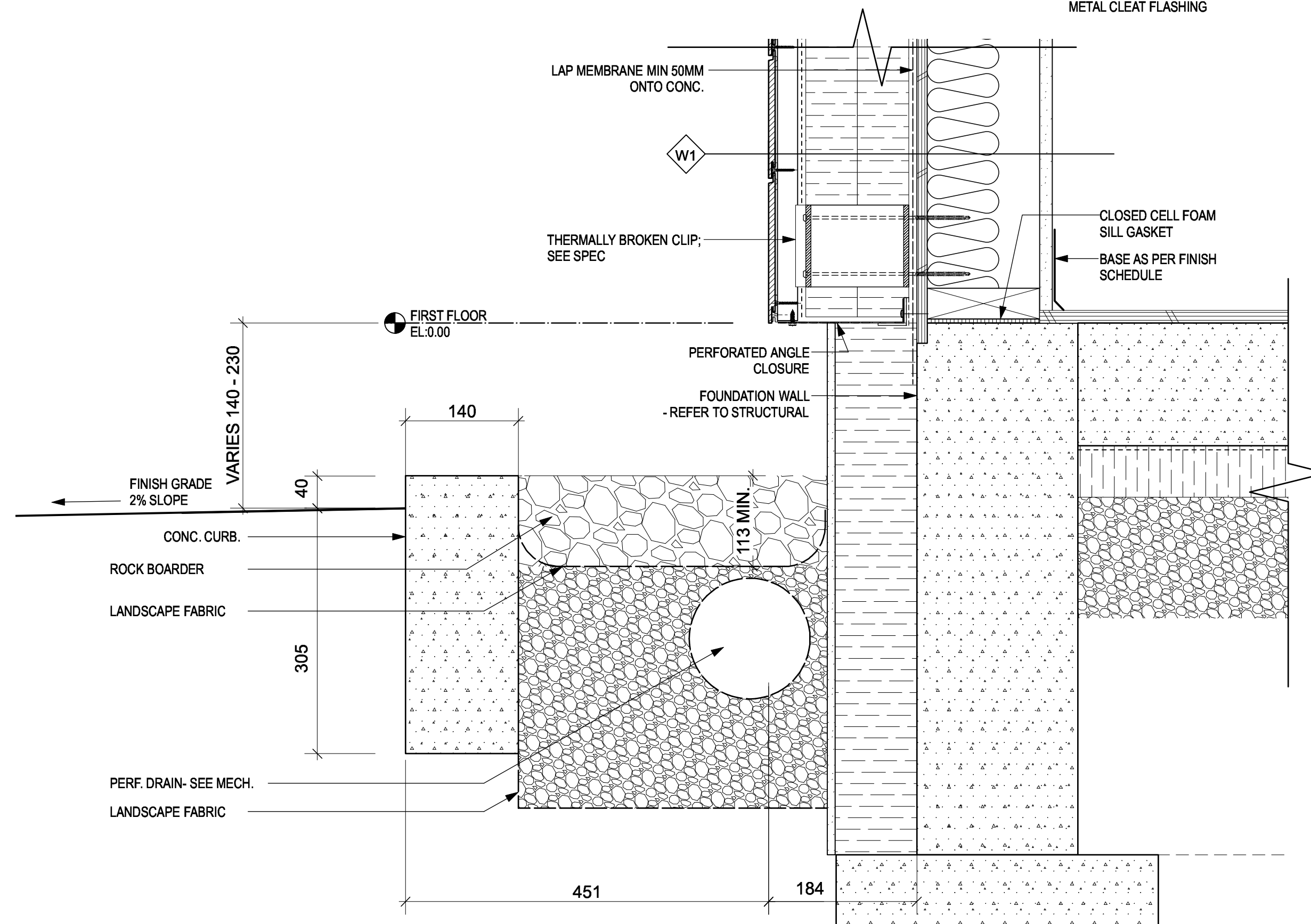
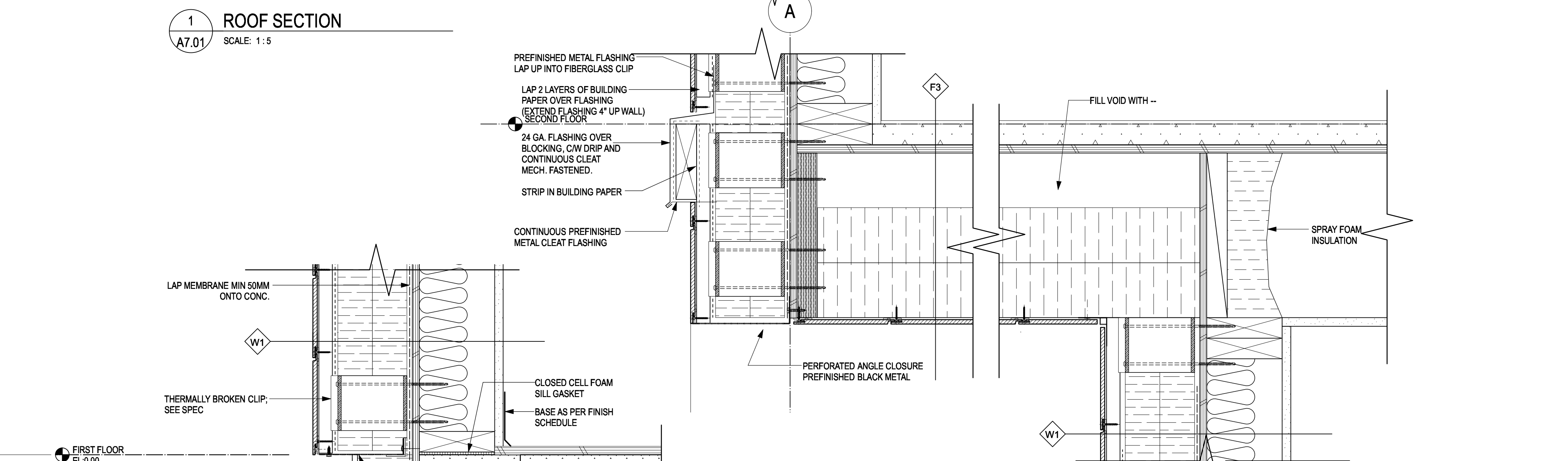
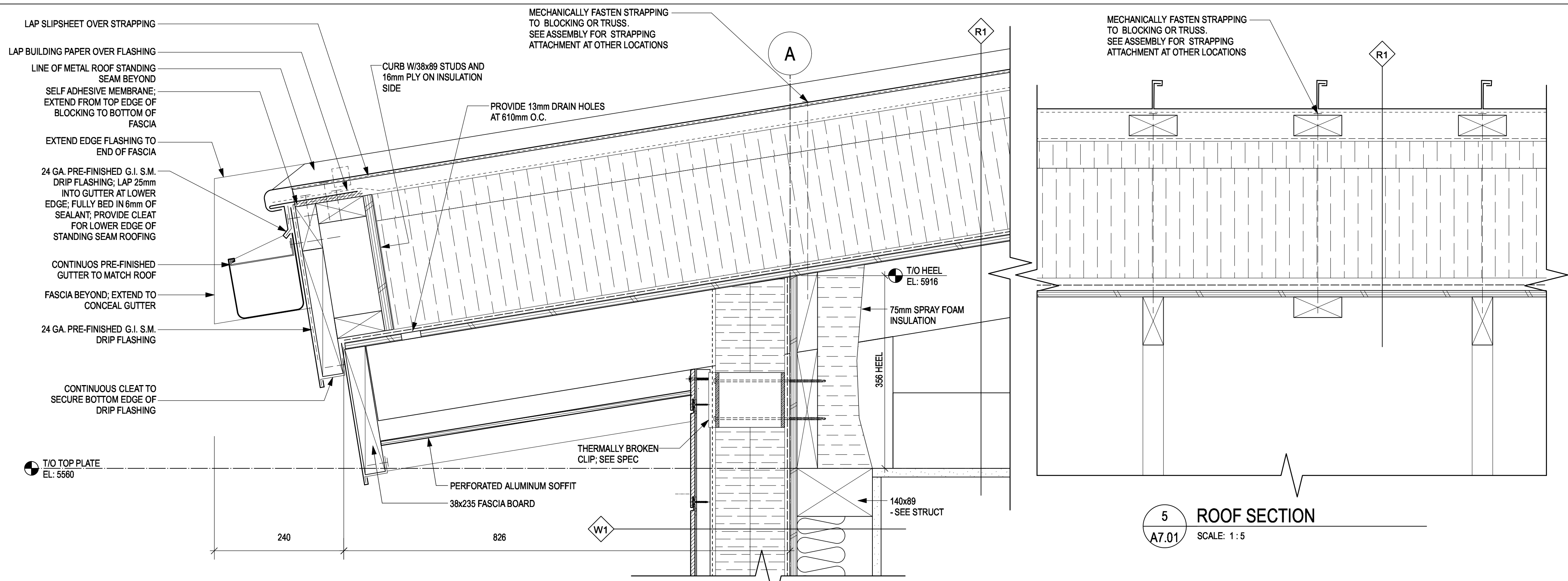
Client/Client
**FISHERIES AND OCEANS,
REAL PROPERTY,
SAFETY AND SECURITY**
VANCOUVER, BC
200-401 BARRARD ST.

Project title/Titre du projet
VICTORIA SAR STATION
25 Huron Street, Victoria, B.C.

Consultant Signature Box Only
Designed by/Concept par
RH
Drawn by/Dessiné par
DS
PWGSC Project Manager/Administrateur de Projets TPSGC
--
PWGSC Regional Manager, Architectural and Engineering Services/
Gestionnaire régionale, Services d'architectural et de génie, TPSGC
--

Drawing title/Titre du dessin
MILLWORK DETAILS

Project No./No. du projet	Sheet/ Feuille	Revision no./ La Révision no.
2017567	A6.02	



Revision/Revision	Description/Description	Date/Date
5	TENDER	2018-12-14
4	100% Review	2018-10-30
3	95% Review	2018-10-11
2	60% Review	2018-07-27
1	Schematic Review	2018-06-27

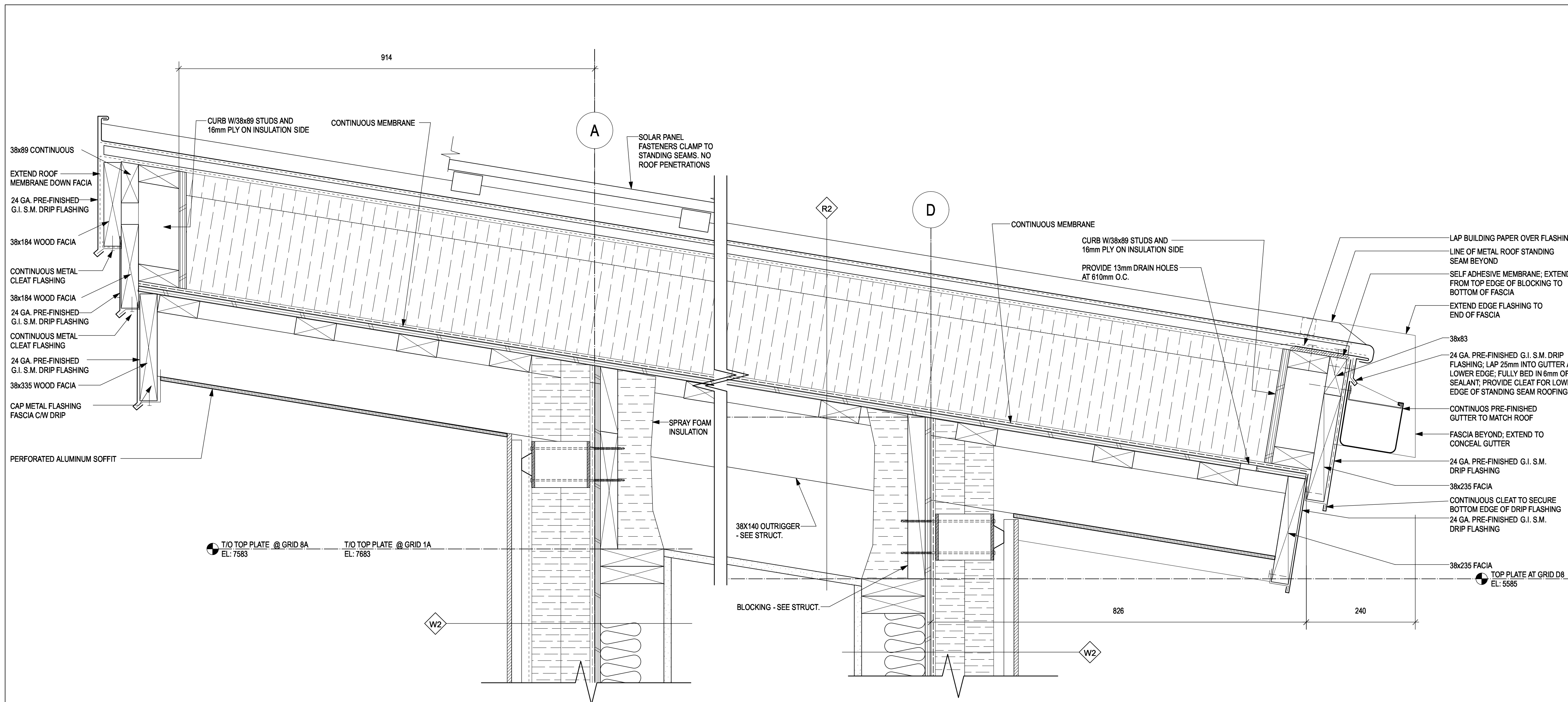
Client/client
**FISHERIES AND OCEANS,
 REAL PROPERTY,
 SAFETY AND SECURITY**
VANCOUVER, BC
200-401 BURRARD ST.

Project title/Titre du projet
**VICTORIA SAR
 STATION**
 25 Huron Street, Victoria, B.C.

Consultant Signature Box Only
 Designed by/Concept par
RH
 Drawn by/Dessiné par
DS
 PWGSC Project Manager/Administrateur de Projets TPSGC
 --
 PWGSC Regional Manager/Architectural and Engineering Services/
 Gestionnaire régionale, Services d'architectural et de génie, TPSGC
 --

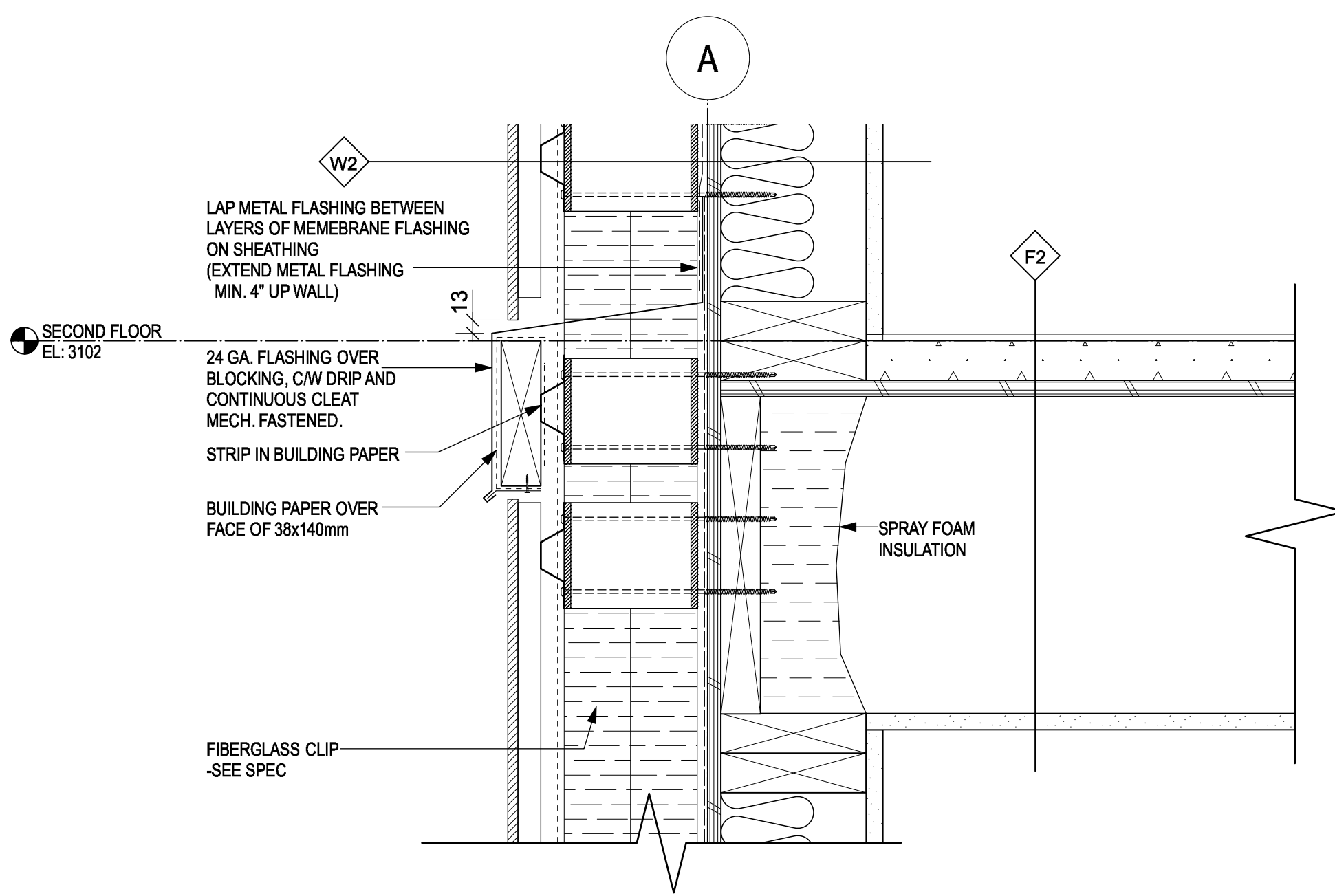
Drawing title/Titre du dessin
DETAILS

Project No./No. du projet	Sheet/ Feuille	Revision no./ La Révision no.
2017567	A7.01	

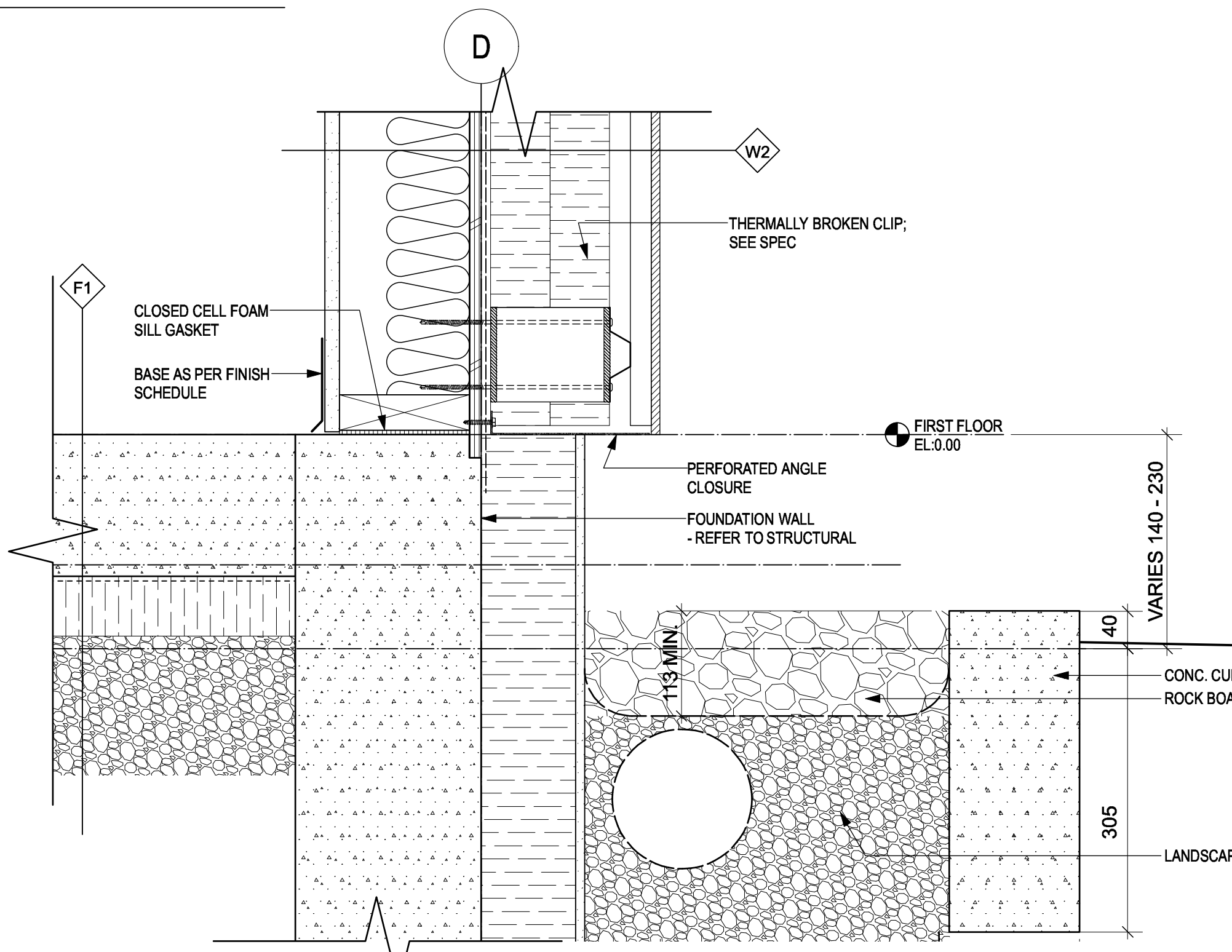


1 DETAILS
A7.02 SCALE: 1:5

2 DETAILS
A7.02 SCALE: 1:5



3 DETAILS
A7.02 SCALE: 1:5



4 WALL/ FOUNDATION SECTION
A7.02 SCALE: 1:5

Revision/Revision	Description/Description	Date/Date
5	TENDER	2018-12-14
4	100% Review	2018-10-30
3	95% Review	2018-10-11
2	80% Review	2018-07-27
1	Schematic Review	2018-06-27

**FISHERIES AND OCEANS,
REAL PROPERTY,
SAFETY AND SECURITY**

VANCOUVER, BC
200-401 BURRARD ST.

Project title/Titre du projet

VICTORIA SAR STATION

25 Huron Street, Victoria, B.C.

Consultant Signature Box Only

Designed by/Concept par
RH

Drawn by/Dessiné par
DS

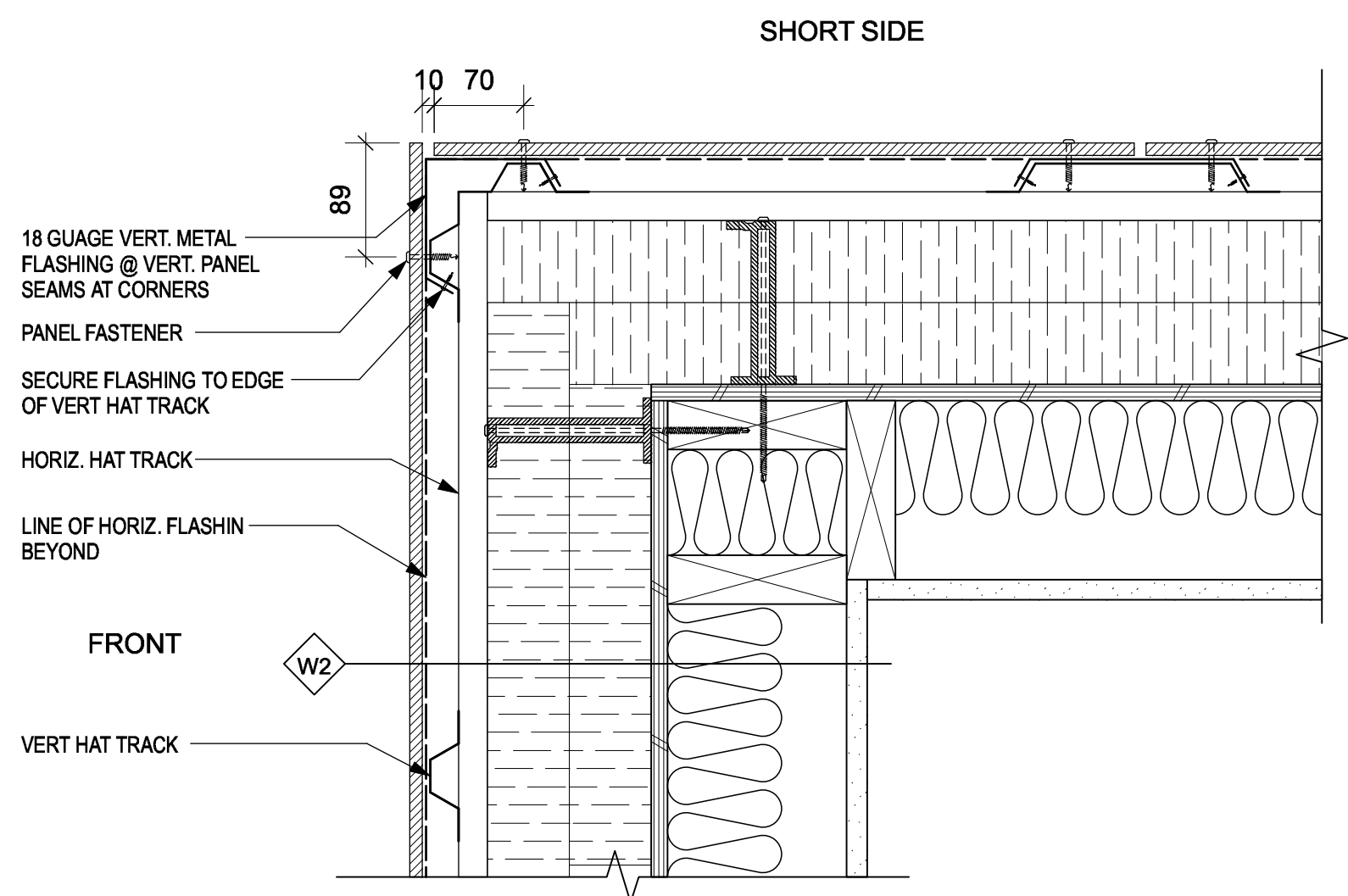
PWGSC Project Manager/Administrateur de Projets TPSGC
—

PWGSC Regional Manager, Architectural and Engineering Services/
Gestionnaire Régionale, Services d'architectural et de génie, TPSGC
—

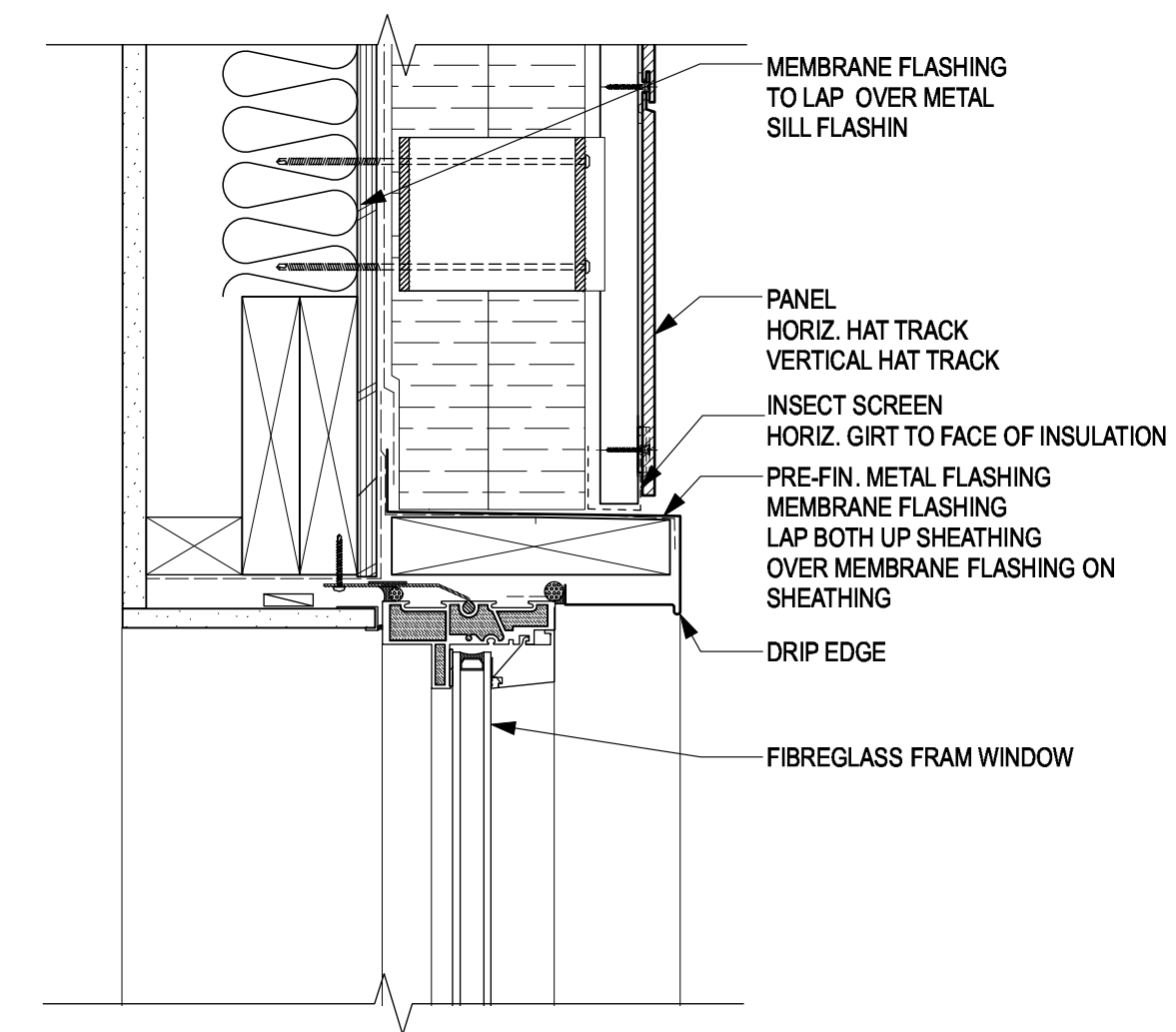
Drawing title/Titre du dessin

DETAILS

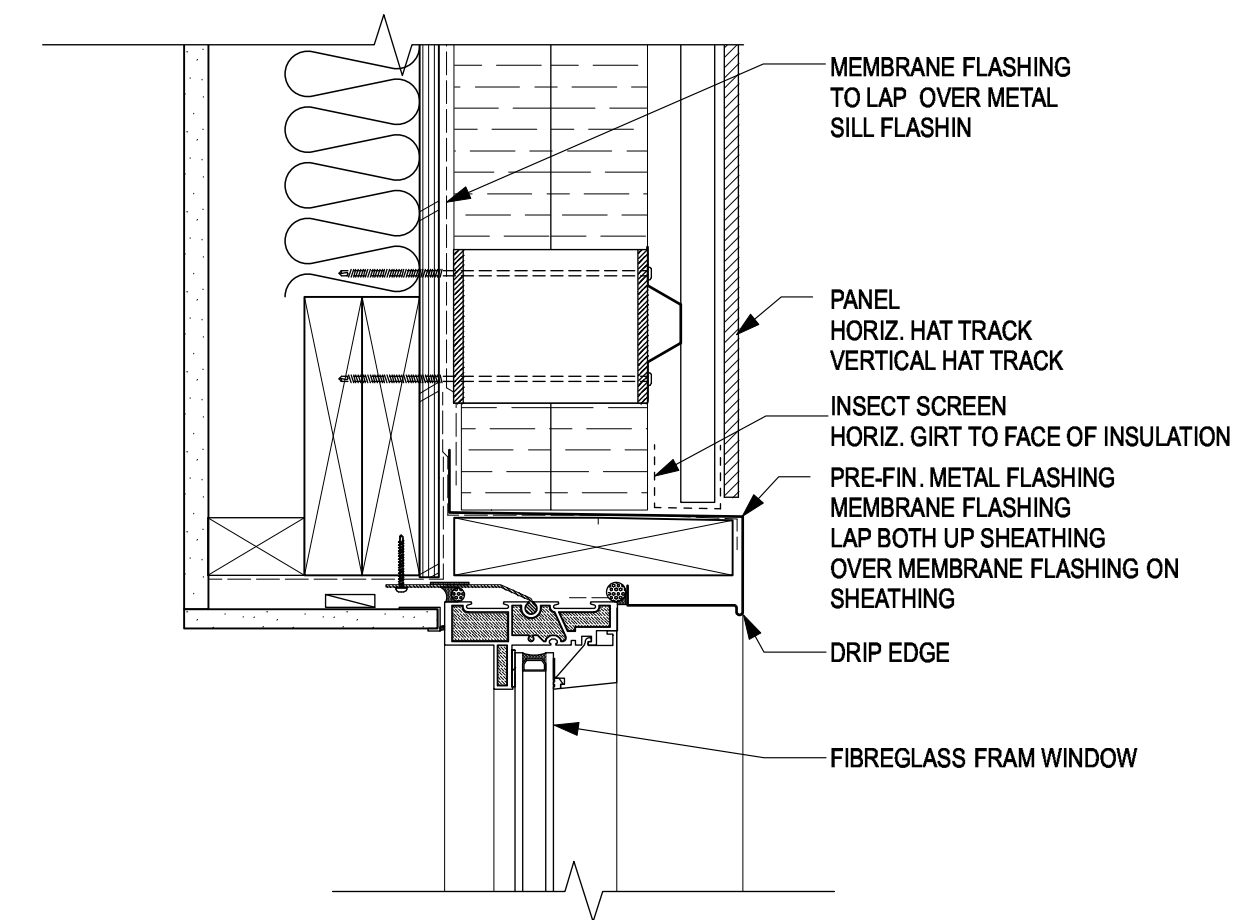
Project No./No. du projet	Sheet/ Feuille	Revision no./ La Révision no.
2017567	A7.02	



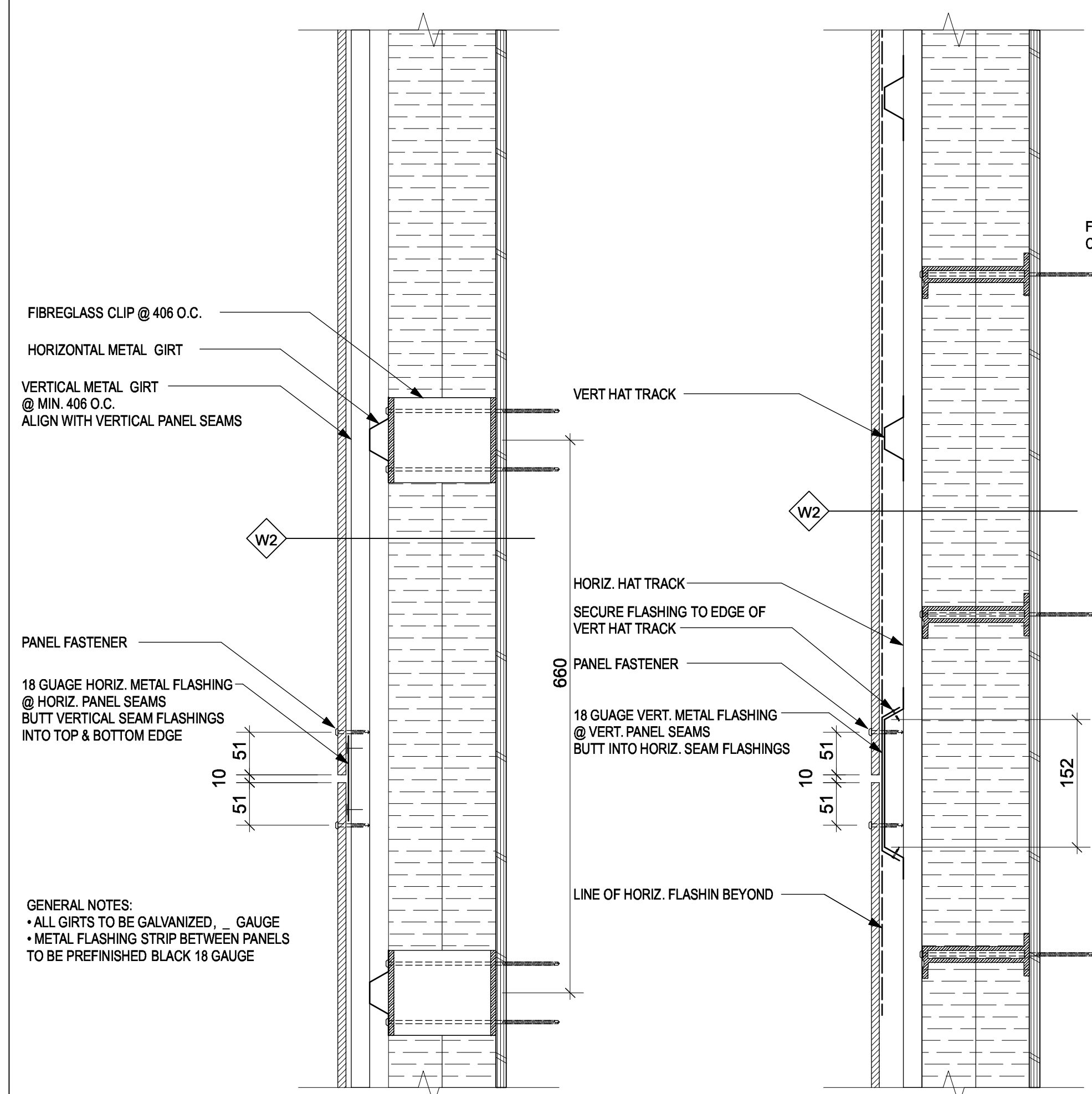
11 TYPICAL CORNER PLAN @ PANEL
 A7.03 SCALE: 1:5



4 WINDOW HEAD DETAIL @ PLANK
 A7.03 SCALE: 1:5

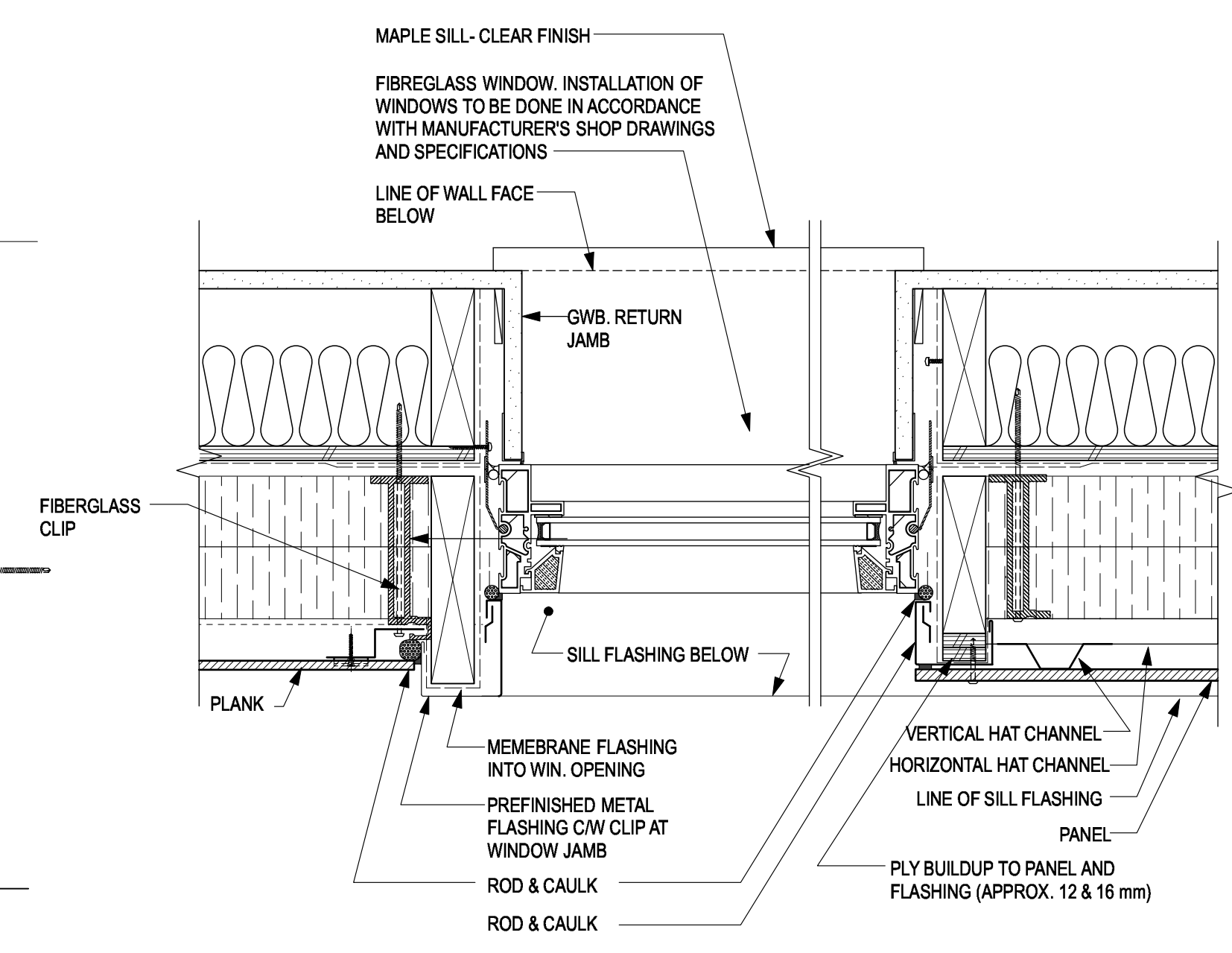


1 WINDOW HEAD DETAIL @ PANEL
 A7.03 SCALE: 1:5



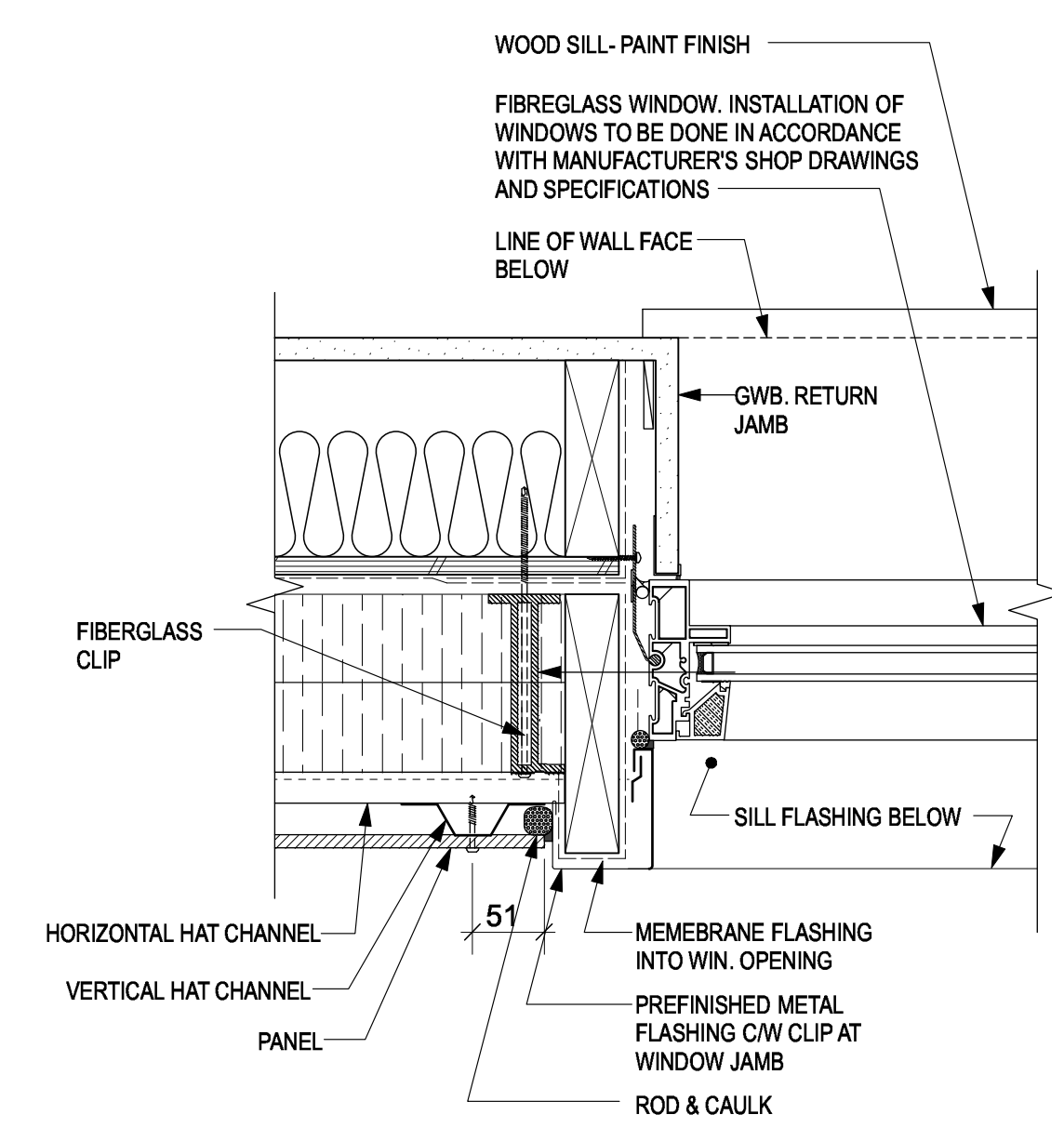
10 TYPICAL SECTION @ PANELS
 A7.03 SCALE: 1:5

9 TYPICAL PLAN @ PANELS
 A7.03 SCALE: 1:5

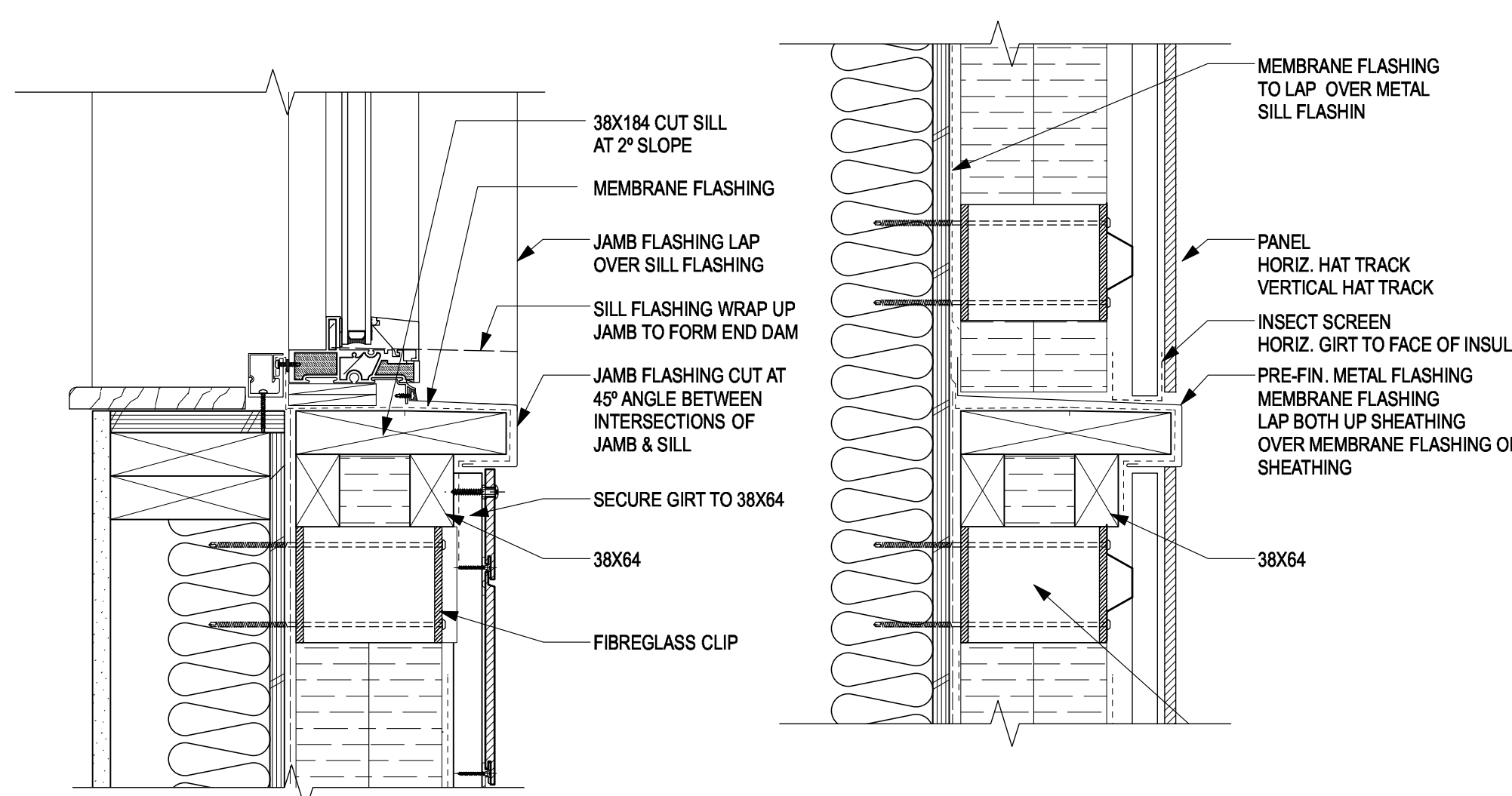


5 WIN. JAMB @ PLANK
 A7.03 SCALE: 1:5

6 JAMB @ PANEL BETWEEN WINDOWS
 A7.03 SCALE: 1:5

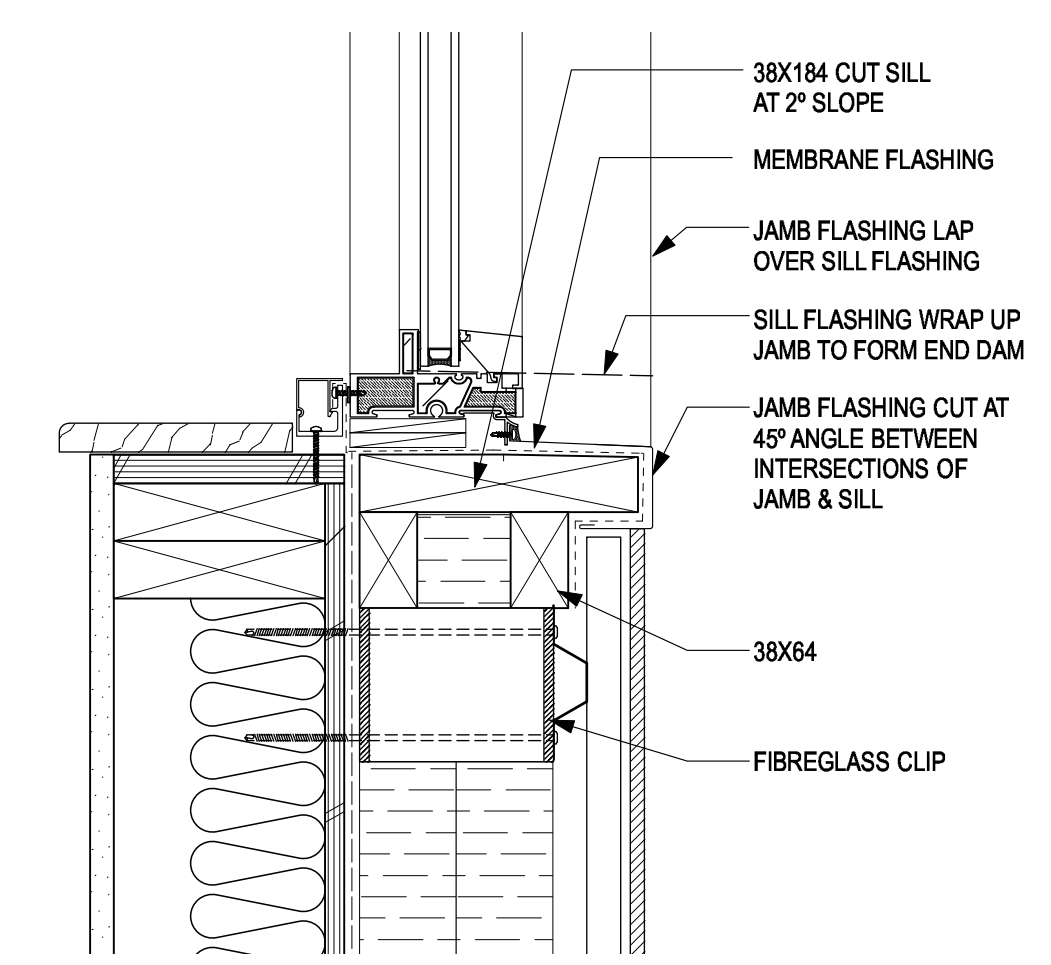


2 WINDOW JAMB DETAIL @ PANEL
 A7.03 SCALE: 1:5



7 WINDOW SILL @ PLANK
 A7.03 SCALE: 1:5

8 SILL @ PANEL BETWEEN WINDOWS
 A7.03 SCALE: 1:5



3 WINDOW SILL @ PANEL
 A7.03 SCALE: 1:5

Revision/Revision	Description/Description	Date/Date
5	TENDER	2018-12-14
4	100% Review	2018-10-30
3	95% Review	2018-10-11
2	60% Review	2018-07-27
1	Schematic Review	2018-06-27

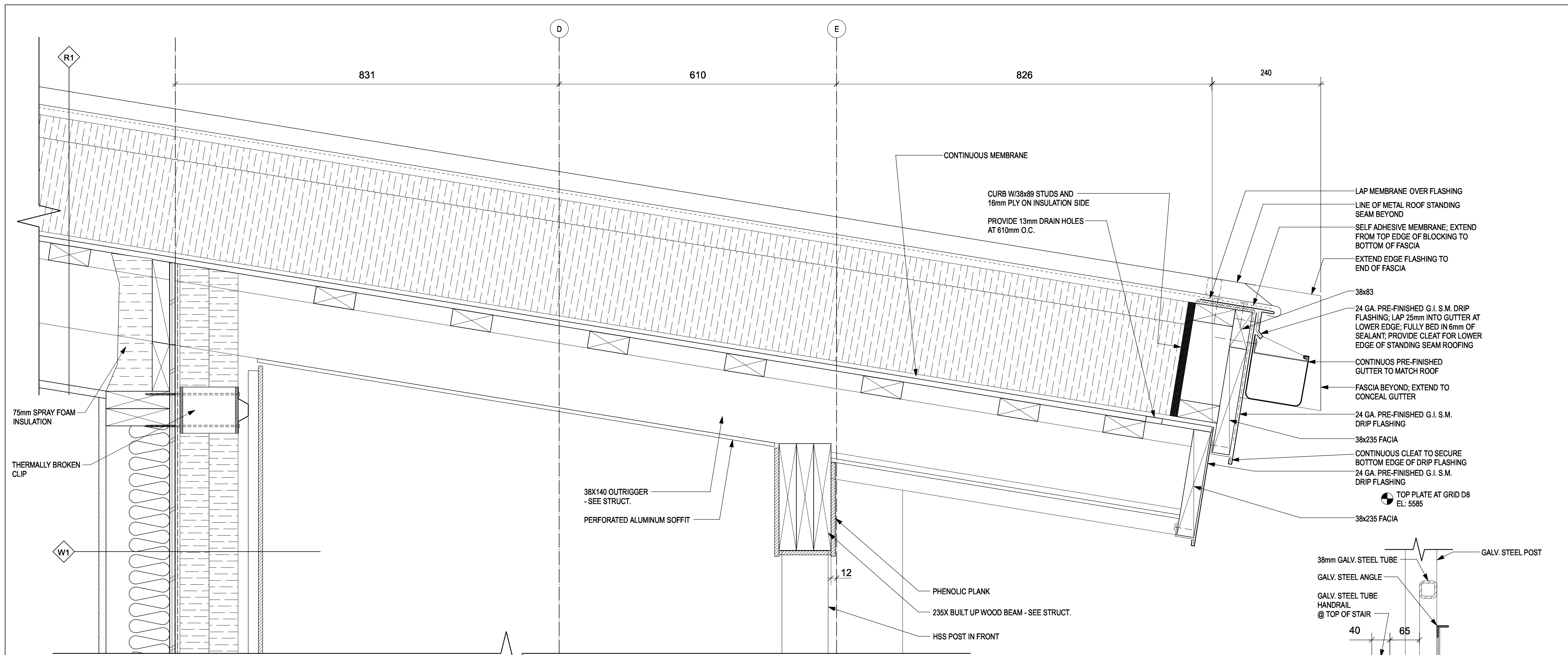
Client/client
FISHERIES AND OCEANS, REAL PROPERTY, SAFETY AND SECURITY
 VANCOUVER, BC
 200-401 BURRARD ST.

Project title/Titre du projet
VICTORIA SAR STATION
 25 Huron Street, Victoria, B.C.

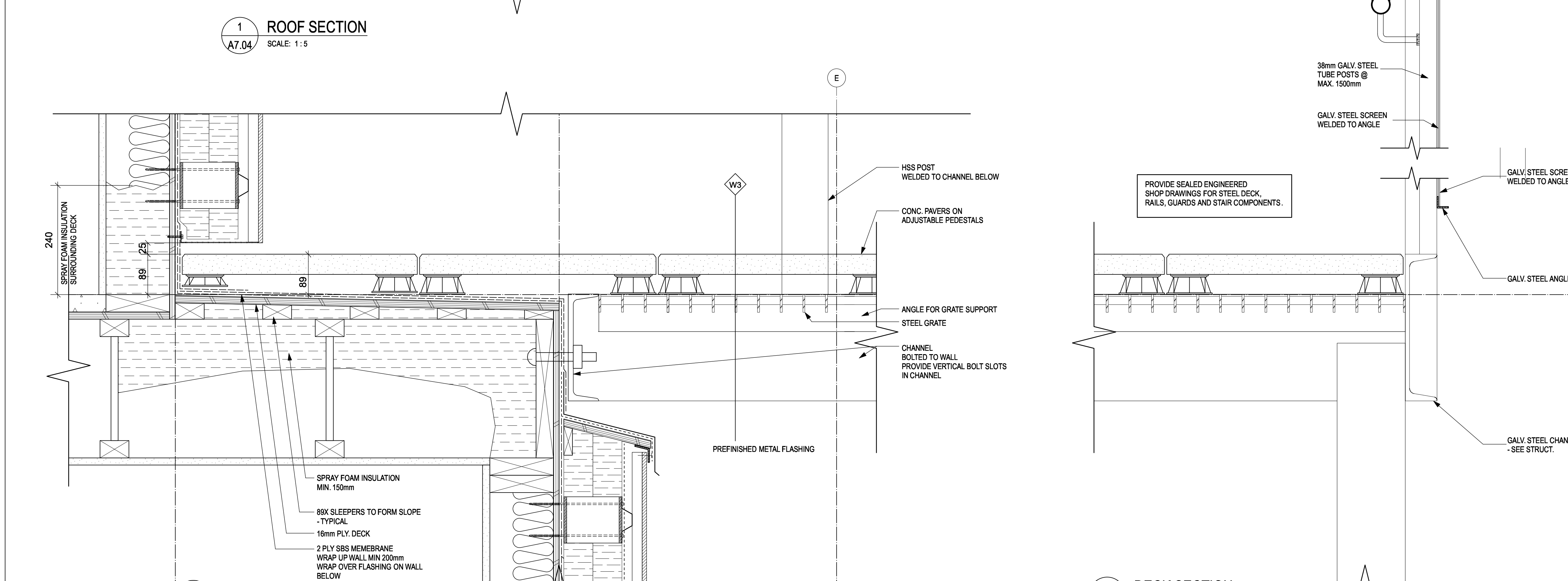
Consultant Signature Box Only
 Designed by/Concept par **RH**
 Drawn by/Dessiné par **DS**
 PWGSC Project Manager/Administrateur de Projets TPSGC
 PWGSC Regional Manager, Architectural and Engineering Services/ Gestionnaire régionale, Services d'architectural et de génie, TPSGC

Drawing title/Titre du dessin
DETAILS

Project No./No. du projet	Sheet/ Feuille	Revision no./ La Révision no.
2017567	A7.03	



1 ROOF SECTION
A7.04 SCALE: 1:5



2 DECK SECTION
A7.04 SCALE: 1:5

3 DECK SECTION
A7.04 SCALE: 1:5

- LAP MEMBRANE OVER FLASHING
- LINE OF METAL ROOF STANDING SEAM BEYOND
- SELF ADHESIVE MEMBRANE; EXTEND FROM TOP EDGE OF BLOCKING TO BOTTOM OF FASCIA
- EXTEND EDGE FLASHING TO END OF FASCIA
- 38x83
- 24 GA. PRE-FINISHED G.I. S.M. DRIP FLASHING; LAP 25mm INTO GUTTER AT LOWER EDGE; FULLY BED IN 6mm OF SEALANT; PROVIDE CLEAT FOR LOWER EDGE OF STANDING SEAM ROOFING
- CONTINUOUS PRE-FINISHED GUTTER TO MATCH ROOF
- FASCIA BEYOND; EXTEND TO CONCEAL GUTTER
- 24 GA. PRE-FINISHED G.I. S.M. DRIP FLASHING
- 38x235 FASCIA
- CONTINUOUS CLEAT TO SECURE BOTTOM EDGE OF DRIP FLASHING
- 24 GA. PRE-FINISHED G.I. S.M. DRIP FLASHING
- TOP PLATE AT GRID D8
EL: 5585
- 38x235 FASCIA

- 38mm GALV. STEEL TUBE
- GALV. STEEL ANGLE
- GALV. STEEL TUBE HANDRAIL @ TOP OF STAIR
- 40
- 65
- GALV. STEEL POST
- 38mm GALV. STEEL TUBE POSTS @ MAX. 1500mm
- GALV. STEEL SCREEN WELDED TO ANGLE
- GALV. STEEL SCREEN WELDED TO ANGLE
- GALV. STEEL ANGLE
- GALV. STEEL CHANNEL - SEE STRUCT.

PROVIDE SEALED ENGINEERED SHOP DRAWINGS FOR STEEL DECK, RAILS, GUARDS AND STAIR COMPONENTS.

Revision/Revision	Description/Description	Date/Date
5	TENDER	2018-12-14
4	100% Review	2018-10-30
3	95% Review	2018-10-11
2	80% Review	2018-07-27
1	Schematic Review	2018-06-27

FISHERIES AND OCEANS,
REAL PROPERTY,
SAFETY AND SECURITY

VANCOUVER, BC
200-401 BURRARD ST.

Project title/Titre du projet

VICTORIA SAR STATION

25 Huron Street, Victoria, B.C.

Consultant Signature Box Only

Designed by/Concept par
RH

Drawn by/Dessiné par
DS

PWGSC Project Manager/Administrateur de Projets TPSGC
--

PWGSC Regional Manager, Architectural and Engineering Services/
Gestionnaire Régionale, Services d'architecture et de génie, TPSGC
--

Drawing title/Titre du dessin

DETAILS

Project No./No. du projet	Sheet/ Feuille	Revision no./ La Révision no.
2017567	A7.04	

5	TENDER	2018-12-14
4	100% Review	2018-10-30
3	95% Review	2018-10-11
2	60% Review	2018-07-27
1	Schematic Review	2018-06-27
Revision/Revision	Description/Description	Date/Date

FISHERIES AND OCEANS,
REAL PROPERTY,
SAFETY AND SECURITY

VANCOUVER, BC
200-401 BURRARD ST.

Project title/Titre du projet

VICTORIA SAR
STATION

25 Huron Street, Victoria, B.C.

Consultant Signature Box Only

Designed by/Concept par
RH

Drawn by/Dessiné par
DS

PWGSC Project Manager/Administrateur de Projets TPSGC
—

PWGSC Regional Manager, Architectural and Engineering Services/
Gestionnaire régionale, Services d'architecture et de génie, TPSGC
—

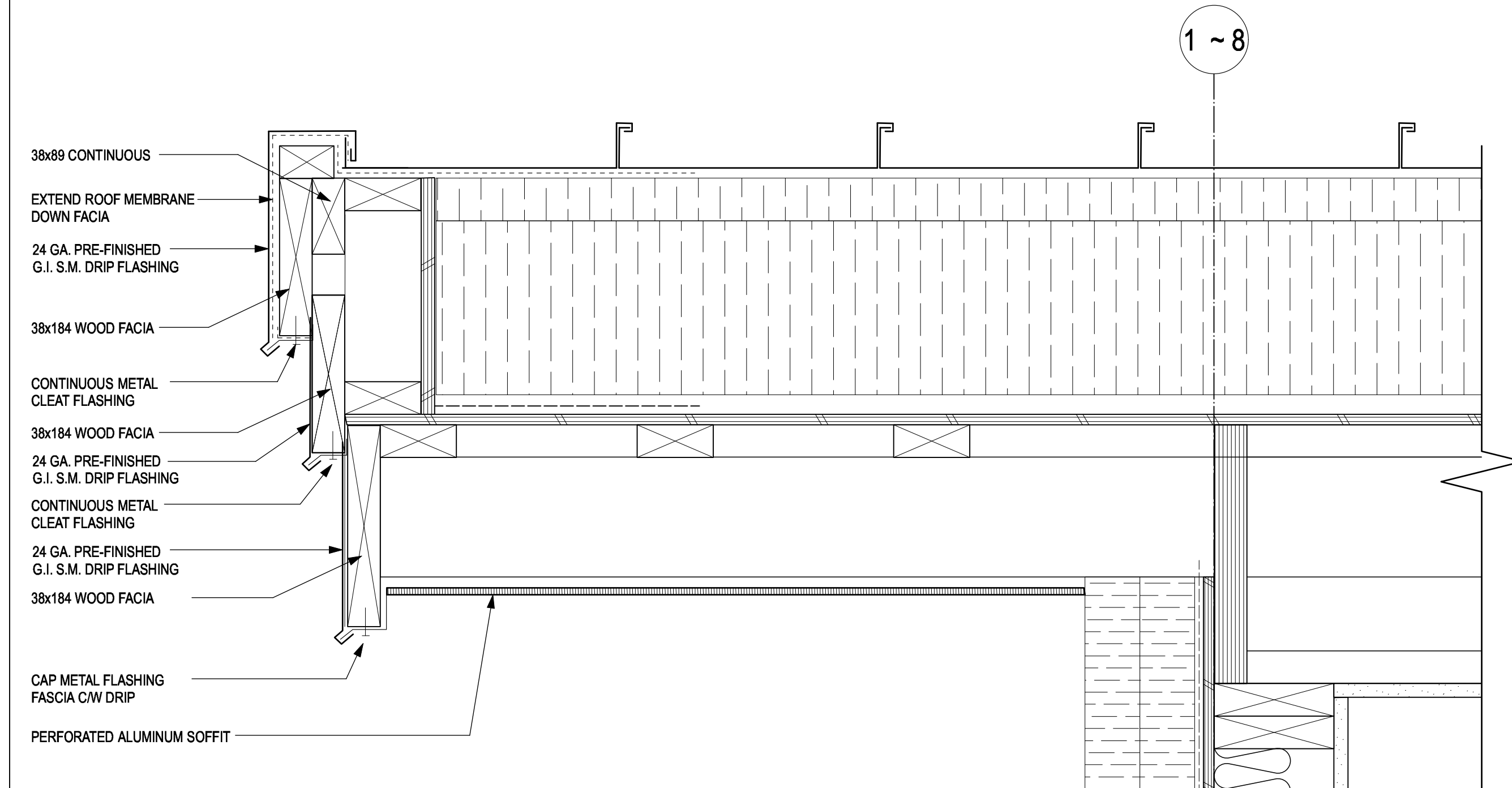
Drawing title/Titre du dessin

ENTRY CANOPY DETAILS

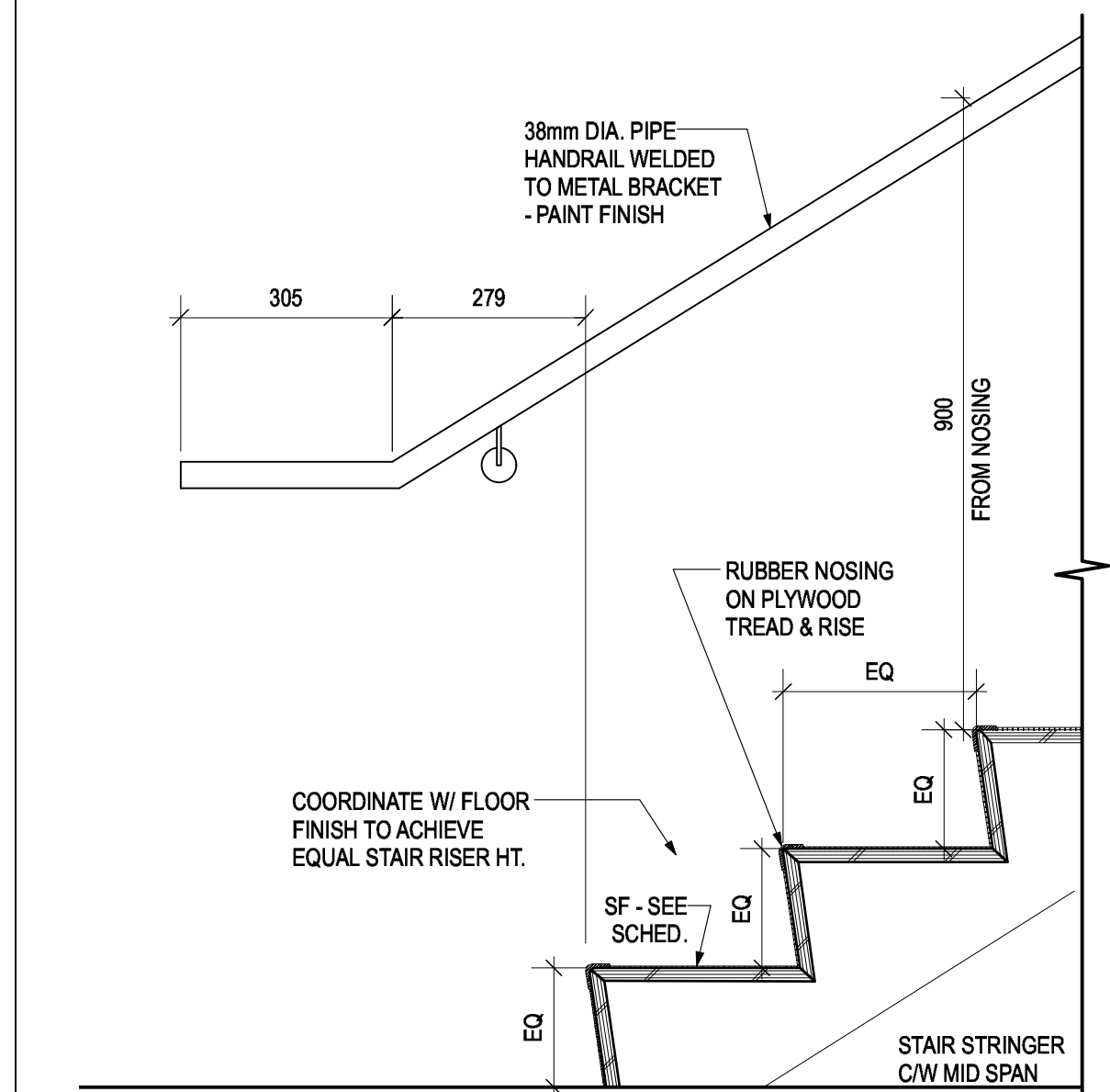
Project No./No. du projet
2017567

Sheet/ Feuille
A7.05

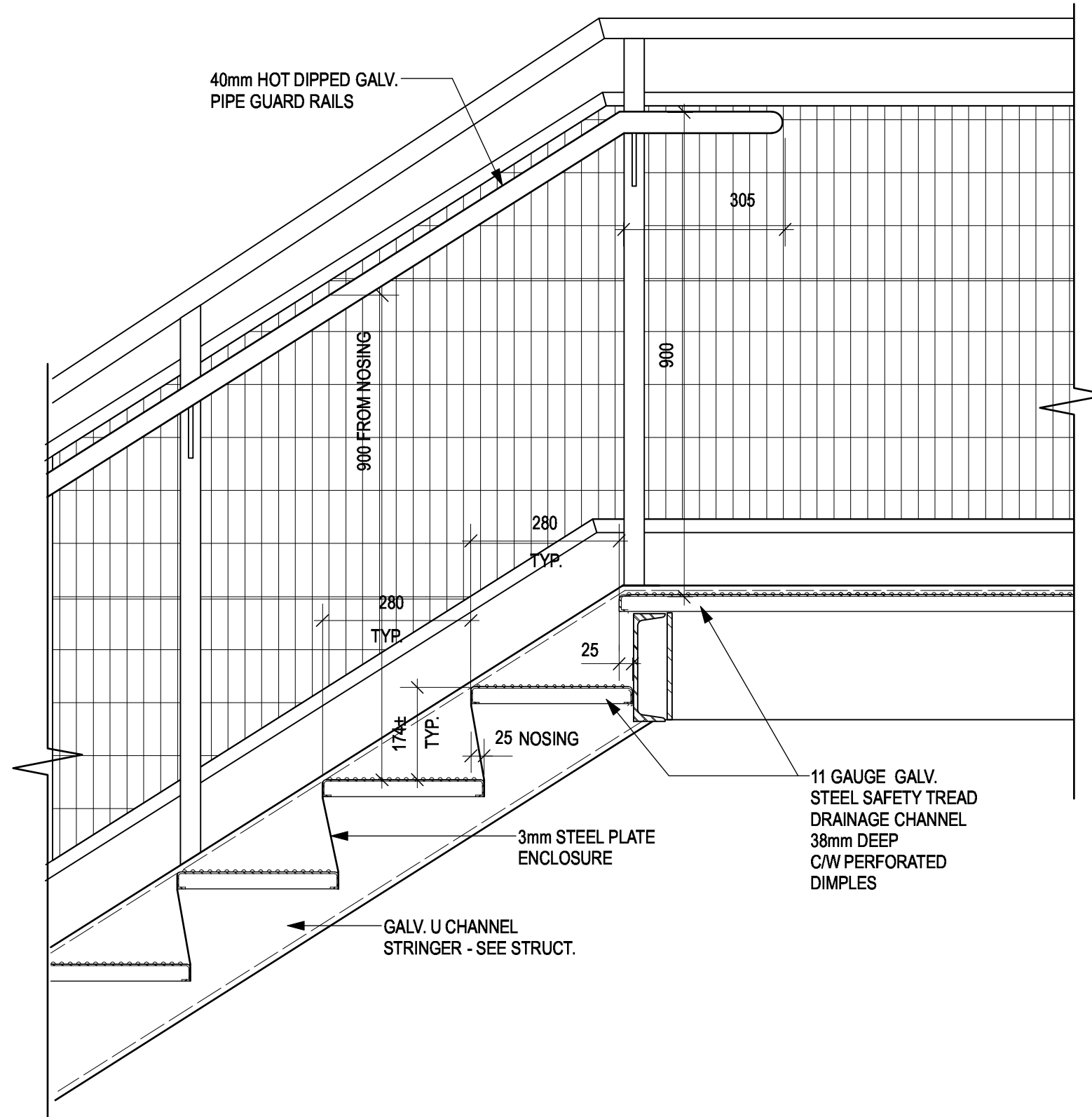
Revision no./
La Révision
no.



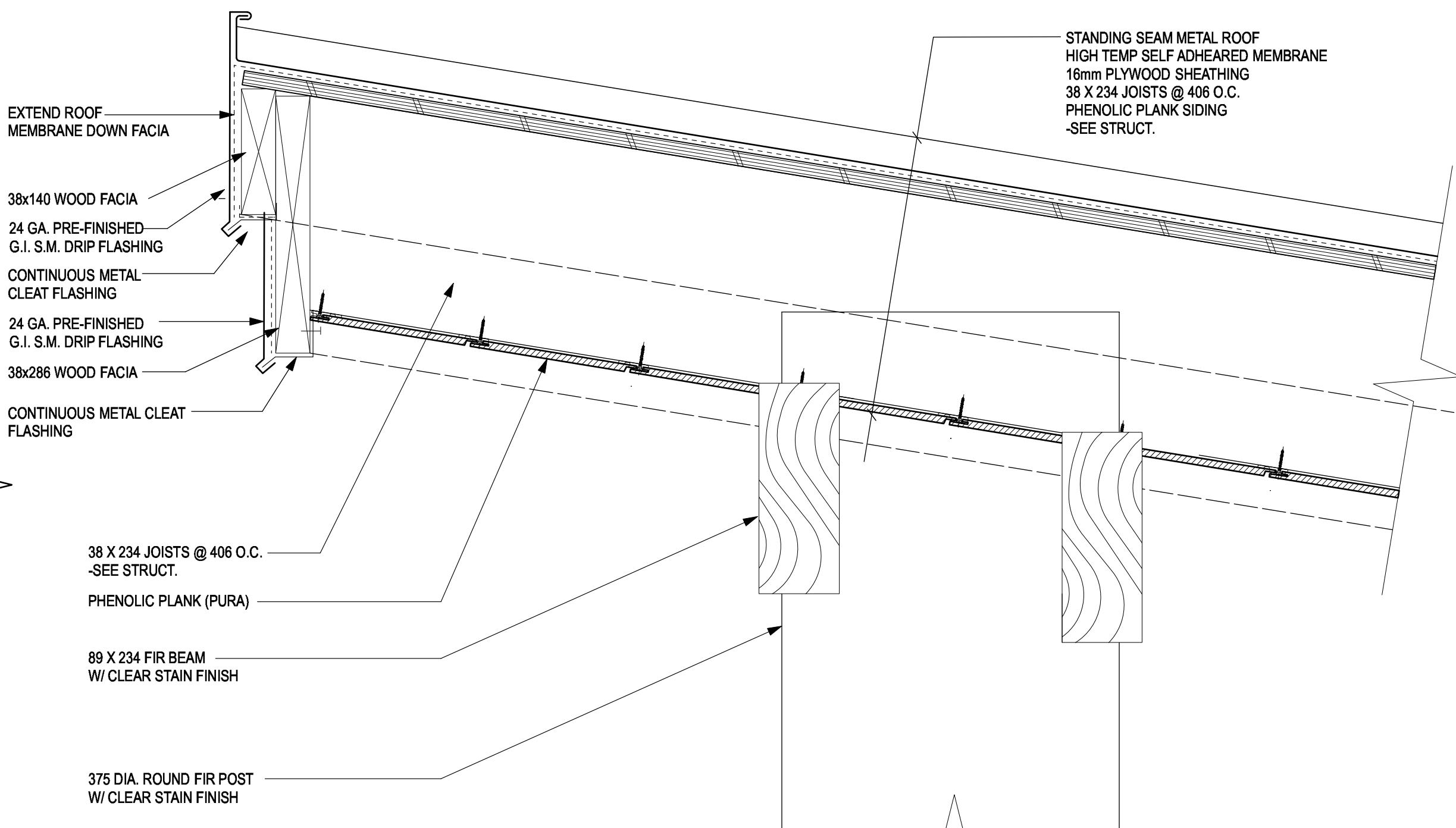
3 ROOF SECTION
A7.05 SCALE: 1:5



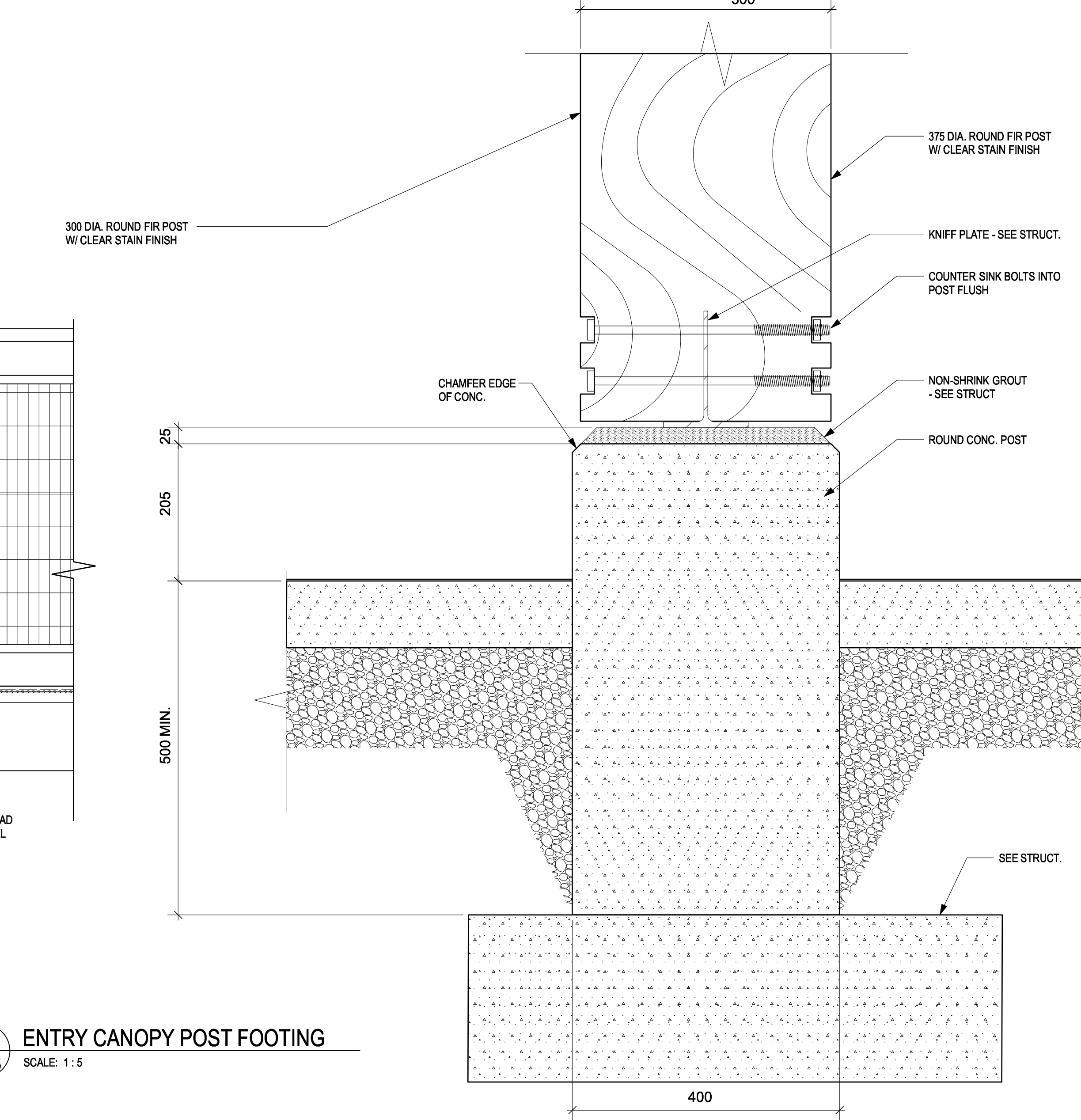
4 TYP. STEP
A7.05 SCALE: 1:5



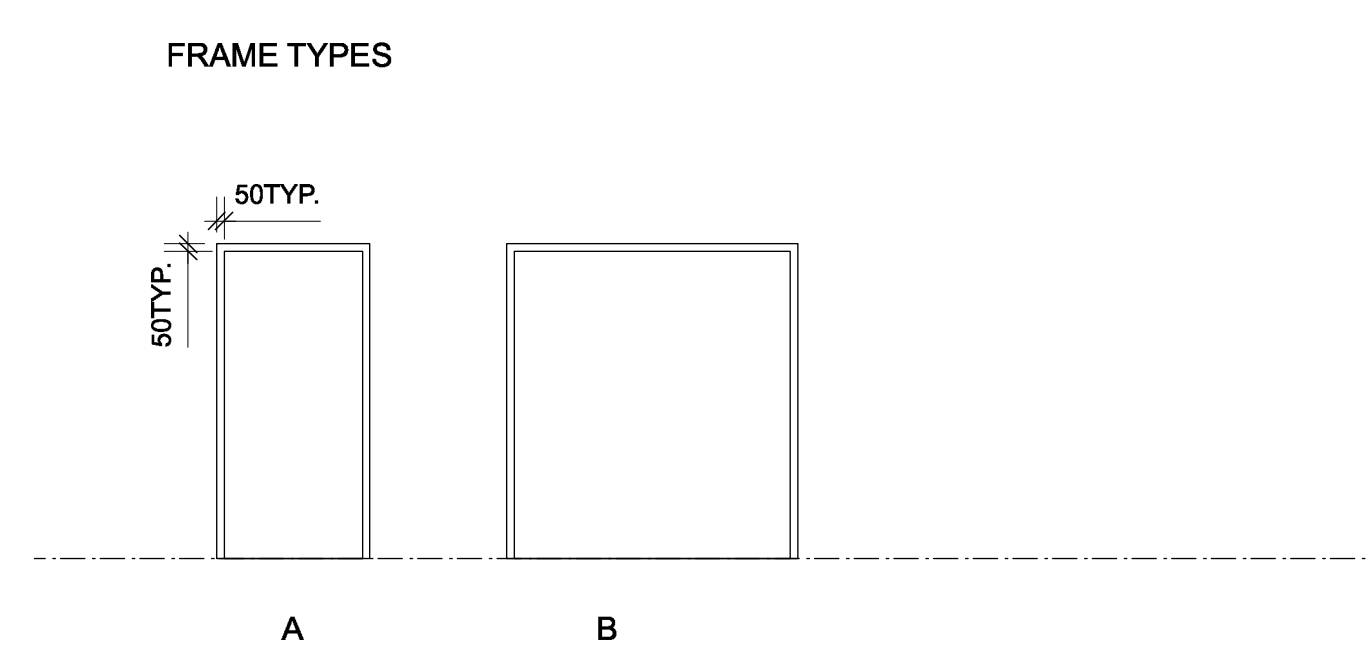
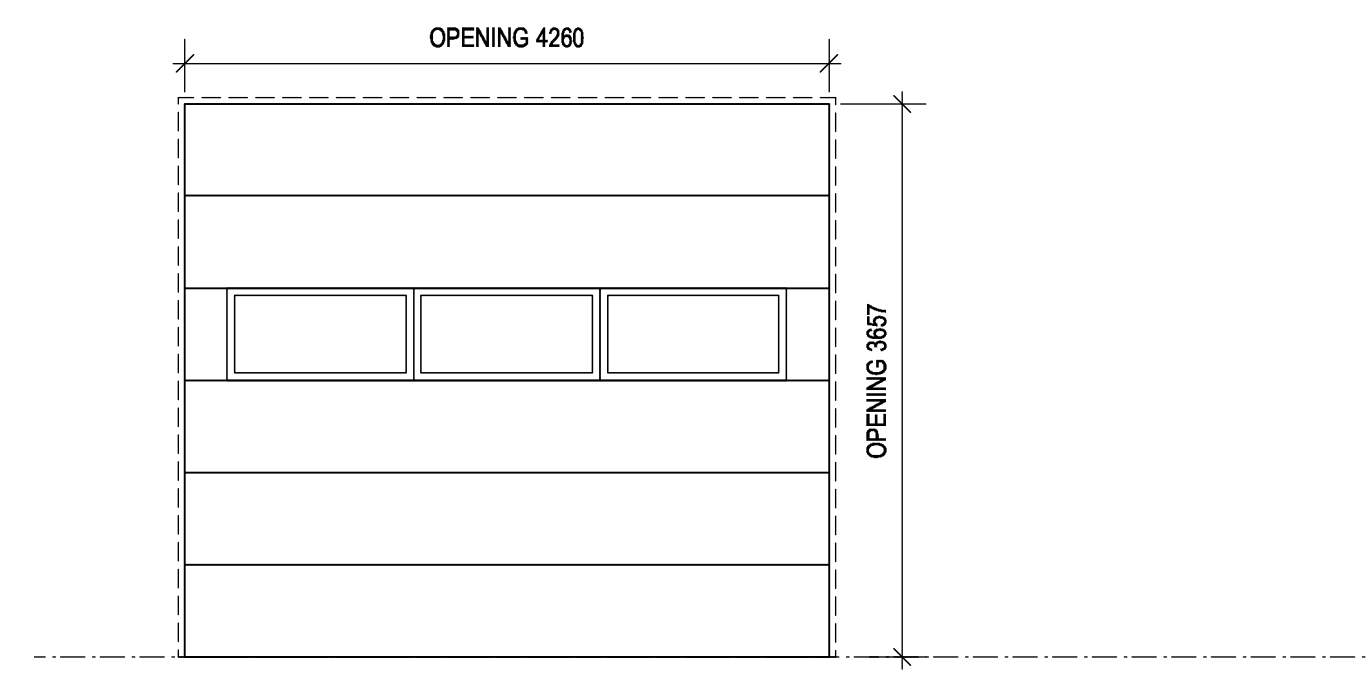
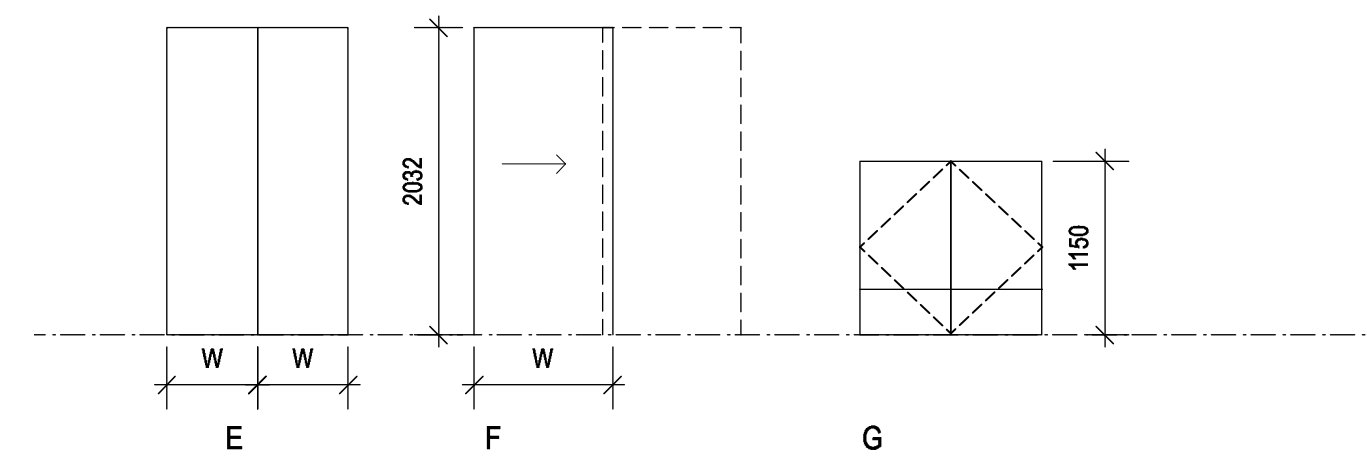
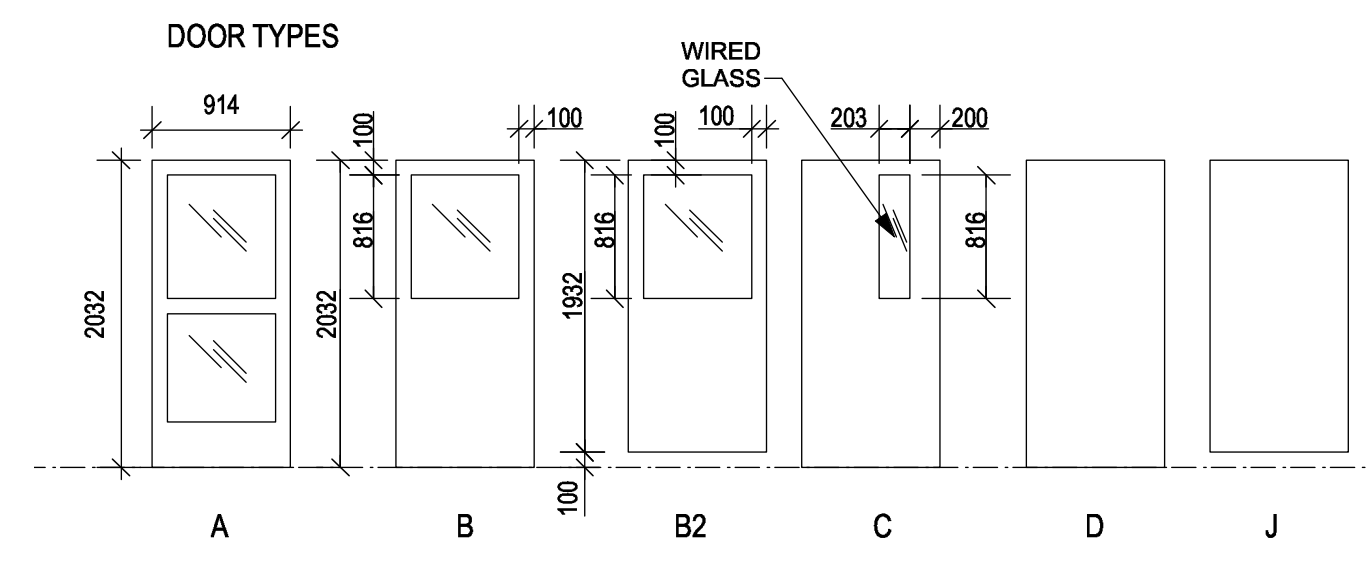
5 STEEL STAIR DETAIL
A7.05 SCALE: 1:10



1 ENTRY CANOPY ROOF
A7.05 SCALE: 1:5



2 ENTRY CANOPY POST FOOTING
A7.05 SCALE: 1:5



OPENING		DOOR										FRAME				REMARKS	
NUM.	FROM	TO	SIZE (W x H x THICK)	FRR	HDWR	TYPE	MAT'L	CORE	FINISH	COLOR	GLAZ.	MAT'L	TYPE	FINISH	COLOR	GLAZ.	
102	LOBBY	EXTERIOR	965 x 2030 x 44	-	1	A	H.M.	INSUL.	ANOD.	-	D.G.	ALUM.	A	ANOD.	-	DG.	KEY FOB ACCESS
103	LOBBY	ACC. WC	914 x 2030 x 44	-	2	D	WD.	-	C.F.	-	-	H.M.	A	PT.	-	-	UNDERCUT DOOR
104a	STORAGE	CORRIDOR 125	2-457 x 2030 x 44	-	3	D	WD.	-	C.F.	-	-	H.M.	A	PT.	-	-	UNDERCUT DOOR
104b	STORAGE	CORRIDOR 125	2-457 x 2030 x 44	-	3	D	WD.	-	C.F.	-	-	H.M.	A	PT.	-	-	UNDERCUT DOOR
105	STORAGE	LOBBY	2-720 x 2030 x 44	-	4	D	WD.	-	C.F.	-	-	H.M.	A	PT.	-	-	
106a	MEETING ROOM	LOBBY	914 x 2030 x 44	-	5	D	WD.	-	C.F.	-	-	H.M.	A	PT.	-	-	UNDERCUT DOOR
106b	FIRST AID	MEETING ROOM	914 x 2030 x 44	-	5	D	WD.	-	C.F.	-	-	H.M.	A	PT.	-	-	
107	CORRIDOR 125	FIRST AID	914 x 2030 x 44	-	19	D	WD.	-	C.F.	-	-	H.M.	A	PT.	-	-	
108	JANITOR	CORRIDOR 125	2-568 x 2030 x 44	-	4	D	WD.	-	C.F.	-	-	H.M.	A	PT.	-	-	UNDERCUT DOOR
109	CORRIDOR 112	ENG. OFFICE	914 x 2030 x 44	-	6	D	WD.	-	C.F.	-	-	H.M.	A	PT.	-	-	
110	CORRIDOR 112	OIC OFFICE	914 x 2030 x 44	-	6	D	WD.	-	C.F.	-	-	H.M.	A	PT.	-	-	
111	NOT USED	-	-	-	-	-	-	-	-	-	-	-	-	-	-	-	
113	STORAGE	CORRIDOR 112	2-600 x 1150 x 44	-	4	G	WD.	-	C.F.	-	-	H.M.	A	PT.	-	-	
114	CORRIDOR 112	MECH/ELECT	914 x 2030 x 44	-	7-	D	WD.	-	C.F.	-	-	H.M.	A	PT.	-	-	
115a	CHANGE ROOM 3	CHANGE ROOM 2	813 x 2030 x 44	-	8	D	WD.	-	C.F.	-	-	H.M.	A	PT.	-	-	
115b	CHANGE ROOM 3	CHANGE ROOM 1	813 x 2030 x 44	-	8	D	WD.	-	C.F.	-	-	H.M.	A	PT.	-	-	
116	CORRIDOR 124	CHANGE ROOM 2	914 x 2030 x 44	-	9	D	WD.	-	C.F.	-	-	H.M.	A	PT.	-	-	
117	CHANGE ROOM 1	SHOWER	812 x 2030 x 44	-	10	D	WD.	-	C.F.	-	-	H.M.	A	PT.	-	-	UNDERCUT DOOR
118	CORRIDOR 124	CHANGE ROOM 1	914 x 2030 x 44	-	9	D	WD.	-	C.F.	-	-	H.M.	A	PT.	-	-	
119	CHANGE ROOM 2	SHOWER	812 x 2030 x 44	-	10	D	WD.	-	C.F.	-	-	H.M.	A	PT.	-	-	UNDERCUT DOOR
120b	CHANGE ROOM 1	DRYING ROOM	914 x 2030 x 44	-	11	D	WD.	-	C.F.	-	-	H.M.	A	PT.	-	-	DOOR GRILL 300X250
120a	CHANGE ROOM 2	DRYING ROOM	914 x 2030 x 44	-	11	D	WD.	-	C.F.	-	-	H.M.	A	PT.	-	-	DOOR GRILL 300X250
121	CORRIDOR 125	SECURE STORAGE 121	813 x 2030 x 44	-	12	D	WD.	-	C.F.	-	-	H.M.	A	PT.	-	-	UNDERCUT DOOR
122	CORRIDOR 124	GEAR STORAGE 122	914 x 2030 x 44	-	12	D	WD.	-	C.F.	-	-	H.M.	A	PT.	-	-	UNDERCUT DOOR
123	CORRIDOR 124	W/C 123	812 x 1932 x 44	-	2	D	WD.	-	C.F.	-	-	H.M.	A	PT.	-	-	UNDERCUT DOOR
124	CORRIDOR 124	EXTERIOR	914 x 2030 x 44	-	1	B	H.M.	INSUL.	P.T.	-	D.G.	ALUM.	A	ANOD.	-	-	KEY FOB ACCESS
125a	CORRIDOR 125	LOBBY	914 x 2030 x 44	-	13	C	H.M.	-	P.T.	-	TEMP.	H.M.	A	PT.	-	-	UNDERCUT DOOR KEY FOB ACCESS
125b	CORRIDOR 125	STAIR 1	914 x 2030 x 44	45 min.	14	C	H.M.	-	P.T.	-	WG.	H.M.	A	PT.	-	-	
126a	WORKSHOP	CORRIDOR 125	914 x 2030 x 44	45 min.	21	C	H.M.	INSUL.	P.T.	-	WG.	H.M.	A	PT.	-	-	
126b	WORKSHOP	EXTERIOR	914 x 2030 x 44	-	15	C	H.M.	INSUL.	P.T.	-	D.G.	H.M.	A	PT.	-	-	KEY FOB ACCESS
126c	EXTERIOR	WORKSHOP	4260 x 3657 x 44	-	16	H	H.M.	INSUL.	P.T.	-	-	-	A	PT.	-	-	PUSH BUTTON OPERATION INSIDE
202	DINING	EXTERIOR	914 x 1930 x 44	-	15	B2	H.M.	INSUL.	P.T.	-	D.G.	H.M.	A	PT.	-	-	KEY FOB ACCESS
204	PANTRY	KITCHEN	914 x 2030 x 44	-	11	D	WD.	-	C.F.	-	-	H.M.	A	PT.	-	-	
205	CORRIDOR 215	FITNESS AREA	914 x 2030 x 44	-	9	D	WD.	-	C.F.	-	-	H.M.	A	PT.	-	-	
206	CORRIDOR 215	LAUNDRY	914 x 2030 x 44	-	11	D	WD.	-	C.F.	-	-	H.M.	A	PT.	-	-	DOOR GRILL -300X250
207a	CORRIDOR 214	BEDROOM	864 x 2030 x 44	-	14	D	WD.	-	C.F.	-	-	H.M.	A	PT.	-	-	UNDERCUT DOOR
207b	BATHROOM	BEDROOM	813 x 2030 x 44	-	17	D	WD.	-	C.F.	-	-	H.M.	A	PT.	-	-	UNDERCUT DOOR
208a	CORRIDOR 214	BEDROOM	864 x 2030 x 44	-	14	D	WD.	-	C.F.	-	-	H.M.	A	PT.	-	-	UNDERCUT DOOR
208b	BATHROOM	BEDROOM	813 x 2030 x 44	-	17	D	WD.	-	C.F.	-	-	H.M.	A	PT.	-	-	UNDERCUT DOOR
209a	CORRIDOR 214	BEDROOM	864 x 2030 x 44	-	14	D	WD.	-	C.F.	-	-	H.M.	A	PT.	-	-	UNDERCUT DOOR
209b	BATHROOM	BEDROOM	813 x 2030 x 44	-	17	D	WD.	-	C.F.	-	-	H.M.	A	PT.	-	-	UNDERCUT DOOR
210a	CORRIDOR 214	BEDROOM	864 x 2030 x 44	-	14	D	WD.	-	C.F.	-	-	H.M.	A	PT.	-	-	UNDERCUT DOOR
210b	BATHROOM	BEDROOM	813 x 2030 x 44	-	17	D	WD.	-	C.F.	-	-	H.M.	A	PT.	-	-	UNDERCUT DOOR
211a	CORRIDOR 214	BEDROOM	864 x 2030 x 44	-	14	D	WD.	-	C.F.	-	-	H.M.	A	PT.	-	-	UNDERCUT DOOR
211b	BATHROOM	BEDROOM	813 x 2030 x 44	-	17	D	WD.	-	C.F.	-	-	H.M.	A	PT.	-	-	UNDERCUT DOOR
212a	CORRIDOR 214	BEDROOM	864 x 2030 x 44	-	14	D	WD.	-	C.F.	-	-	H.M.	A	PT.	-	-	UNDERCUT DOOR
212b	BATHROOM	BEDROOM	813 x 2030 x 44	-	17	D	WD.	-	C.F.	-	-	H.M.	A	PT.	-	-	UNDERCUT DOOR
213	VESTIBULE 213	WORKSHOP 126	914 x 2030 x 44	45 min.	21	C	H.M.	INSUL.	P.	-	WG.	H.M.	A	PT.	-	-	
214a	CORRIDOR 214	CORRIDOR 215	914 x 2030 x 44	-	20	C	W.D.	-	C.F.	-	-	H.M.	A	PT.	-	-	
214b	CORRIDOR 214	VESTIBULE 213	914 x 2030 x 44	45 min.	18	C	H.M.	-	P.	-	WG.	H.M.	A	PT.	-	-	
216	IT 126b	WORKSHOP 126	914 x 2030 x 44	-	7	D	H.M.	-	-	-	-	H.M.	A	PT.	-	-	
217	ELECTRICAL 126a	WORKSHOP 126	914 x 2030 x 44	45 min.	7	D	H.M.	-	P.	-	-	H.M.	A	PT.	-	-	

SOLID WOOD DOORS TO BE MAPLE VENEER, CLEAR FINISH.

DOOR SCHEDULE ABBREVIATIONS:					
ALUM.	ALUMINUM	INSUL.	INSULATED	S.S.	STAINLESS STEEL
ANOD.	ANODIZED	LAM.	LAMINATED	ST	STEEL
C.F.	CLEAR FINISH	L.E.	LOW EMISSIVITY	T.B.	THERMALLY BROKEN
D.G.	DOUBLE GLAZED	MAT'L	MATERIAL	T.G.	TRIPLE GLAZED
F.G.	FIBREGLASS	MIN.	MINUTES or MINIMUM	TEMP.	TEMPERED
FRR	FIRE RESISTANCE RATING	NAT.	NATURAL	WD.	WOOD
GLAZ.	GLAZING (OR GLAZED)	OBSC.	OBSCURED	WG.	WIRED GLASS
H.M.	HOLLOW METAL	P.O.	POWER OPERATED		
HDWR	HARDWARE	PT.	PAINT		



Revision/Revision	Description/Description	Date/Date
5	TENDER	2018-12-14
4	100% Review	2018-10-30
3	95% Review	2018-10-11
2	60% Review	2018-07-27
1	Schematic Review	2018-06-27

FISHERIES AND OCEANS, REAL PROPERTY, SAFETY AND SECURITY
VANCOUVER, BC
200-401 BURRARD ST.

Project title/Titre du projet
VICTORIA SAR STATION
25 Huron Street, Victoria, B.C.

Consultant Signature Box Only
Designed by/Concept par **RH**
Drawn by/Dessiné par **DS**
PWGSC Project Manager/Administrateur de Projets TPSGC
PWGSC Regional Manager, Architectural and Engineering Services/ Gestionnaire régionale, Services d'architecture et de génie, TPSGC

Drawing title/Titre du dessin
DOOR SCHEDULE